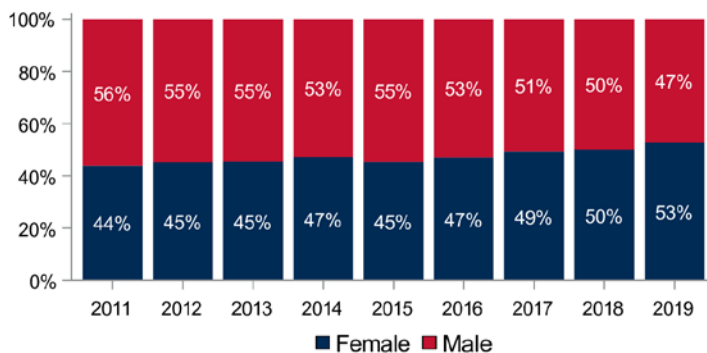


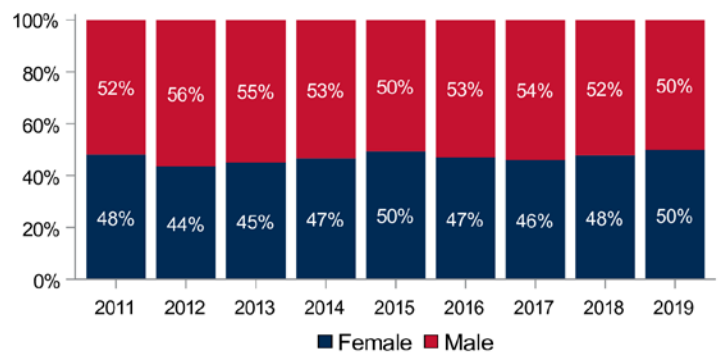
The National IMG Database Report: Highlights

The National IMG Database Report is the definitive source for information on International Medical Graduates completing post-M.D. training in Canada. This infographic shares some of the highlights from the full report available on the CAPER website.

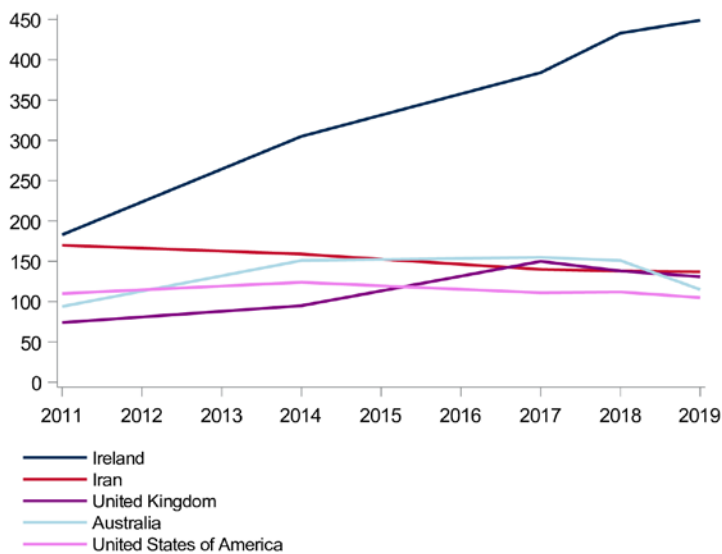
Proportion passing MCCQE I by gender



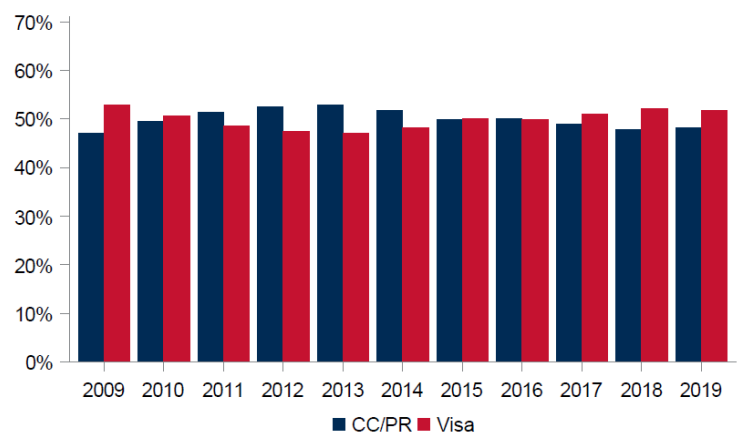
Proportion passing MCCQE II by gender



Top Countries of M.D. degree for Canadian Citizens/Permanent Residents Trainees



Legal status for years 2009 to 2019



For CC/PR IMGs the top five countries where they earned their MD degree remained the same between 2018 and 2019 (although the order did change slightly). The top country of MD degree remains Ireland on an upward trajectory. However, the number of trainees who earned their MD in Australia has dropped by 23.8% over the last two years.

The overall number of IMGs in post-M.D. training decreased slightly from 4,593 in 2018 to 4,474 in 2019. From 2011 to 2014 the proportion of CC/PR trainees was slightly higher than Visa trainees. This trend appears to be slowly reversing over the last three years.