

EDUCATION REGISTRY
ENREGISTREMENT D'ÉDUCATION

2 2 2 2 3 1 1 1 1 1 1
3 3 3 2 2 1 3 1 3 1 2 1
1 1 1 1 1 5 5 5
1 3 1 3 1 2 1 1 1 1 1 6 1 6
5 0 6 4 0 7 5 0 5 6 0 6 6 8 9 0
7 8 0 9 0 2 9 0 6 8 0 6 9 0 5 6
7 8 9 0 0 4 9 0 4 6 3 0 4 9 2

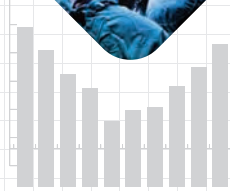
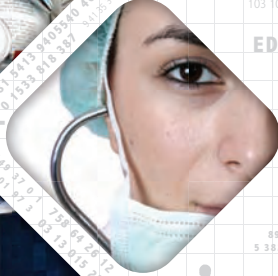
1 2 6 8 9 0 8 8 9 8 9
0 8 9 8 9 7 8 6 7 6 7 8
8 9 0 8 9 0 7 8 6 6 5 9 6 6 8 0
8 9 0 7 6 8 9 5 5 3 4 9 6 5 7
1 5 6 1 5 4 8 4 5 5 6 4 8 4 6 1 5 8
8 9 0 7 6 5 6 5 6 7 5 8 6 7 8 9 0 8
9 0 0 9 4 7 9 4 1 9 4 3 1 9 4 3 1 9
0 2 8 0 2 8 4 7 4 4 7 9 2 2 9 8 0 9 0 9
8 9 3 6 7 9 5 6 2 6 7 8 2 8 3 2 9 2 8 3 6 2
5 3 8 2 2 7 8 2 9 3 7 3 8 3 8 7 9 2 7 2 3 0 2
4 8 5 0 4 8 0 4 9 8 0 3 8 0 4 6 0 5 4 0

TOTAL

HEALTH SANTÉ
45 50 261
857 63 100

ÉTUDES
FORMATION
SANTÉ

EDUCATION
TRAINING
HEALTH



7 4 3 151 7



1 5

1103
1078

4 5 2

EDUCATION
ÉTUDES

EDUCATION REGISTRY
ENREGISTREMENT
D'ÉDUCATION

EDUCATION
TRAINING
HEALTH

ÉTUDES
FORMATION
SANTÉ

1 2 6 8 9 0 8 8 9 8
0 8 9 8 9 7 8 6 7 6 7 8
8 9 0 8 9 0 7 8 6 6 5 9 6 6 8 0
8 9 0 7 6 8 9 5 5 3 4 9 6 5 7
1 5 6 1 5 4 8 4 5 5 6 4 8 4 6 1 5 8
8 9 0 7 6 5 6 5 6 7 5 8 6 7 8 9 0 8
9 0 0 9 4 7 9 4 1 9 4 3 1 9 4 3 1 9
0 2 8 0 2 8 4 7 4 4 7 9 2 2 9 8 0 9 0 9
8 9 3 6 7 9 5 6 2 6 7 8 2 8 3 2 9 2 8 3 6 2
5 3 8 2 2 7 8 2 9 3 7 3 8 3 8 7 9 2 7 2 3 0 2

1 2 6 8 9 0 8 8 9 8
0 8 9 8 9 7 8 6 7 6 7 8
8 9 0 8 9 0 7 8 6 6 5 9 6 6 8 0
8 9 0 7 6 8 9 5 5 3 4 9 6 5 7
1 5 6 1 5 4 8 4 5 5 6 4 8 4 6 1 5 8
8 9 0 7 6 5 6 5 6 7 5 8 6 7 8 9 0 8
9 0 0 9 4 7 9 4 1 9 4 3 1 9 4 3 1 9
0 2 8 0 2 8 4 7 4 4 7 9 2 2 9 8 0 9 0 9
8 9 3 6 7 9 5 6 2 6 7 8 2 8 3 2 9 2 8 3 6 2
5 3 8 2 2 7 8 2 9 3 7 3 8 3 8 7 9 2 7 2 3 0 2
8 9 0 7 6 8 9 5 5 3 4 9 6 5 7

2008 – 2009

INDIVIDUAL FIELD OF TRAINING TABLES

Individual Field of Training Tables

About These Tables

A set of tables have been prepared showing the faculty of medicine providing training for each family medicine, specialty and subspecialty field in Canada. The rank level of residents enrolled in each program at each faculty on Nov 1, 2008 is given.

Two tables are given for each training field.

- 1: Canadian Citizens and Permanent Residents vs. Visa Trainees – The group of Canadian Citizens and Permanent Residents is our best estimate of the physicians who will become new family physicians and specialists for Canada. Visa Trainees although undertaking post-M.D. training in Canada, do not have the legal status required to stay and practice medicine in Canada.
- 2: Regular Ministry Funded vs. All Other Sources of Funding – Regular Ministry Funded trainees have funding provided by the appropriate provincial government ministry responsible for the training of residents within each province. For those that are not Regular Ministry Funded, the main source of funds comes from contracts between the faculty of medicine and foreign governments.
- 3: Summary Table 1999 – 2008 – Number of Canadian Citizens and Permanent Residents in all Training Fields.
- 4: Summary Table 1999 – 2008 – Number of Regular Ministry Funded Trainees in all Training Fields.

TABLE OF CONTENTS

Field of Training	Page
Family Medicine	
Family Medicine	5
Emergency Medicine (Following Family Medicine)	7
Care of the Elderly (Following Family Medicine)	9
Enhanced Skills: Other Family Medicine Enhanced Skills Training	11
Medical Specialties	
Palliative Medicine	13
Anesthesiology	15
Community Medicine	17
Dermatology	19
Diagnostic Radiology	21
Emergency Medicine	23
Internal Medicine	25
Medical Genetics	27
Neurology	29
Neurology (Pediatrics)	31
Nuclear Medicine	33
Occupational Medicine	35
Pediatrics	37
Physical Medicine and Rehabilitation	39
Psychiatry	41
Radiation Oncology	43
Lab Medicine Specialties	
Laboratory Medicine (Undifferentiated)	45
Anatomical Pathology	47

TABLE OF CONTENTS

Field of Training	Page
General Pathology	49
Hematological Pathology	51
Medical Biochemistry	53
Medical Microbiology	55
Neuropathology	57
Surgical Specialties	
Cardiac Surgery	59
General Surgery	61
Neurosurgery	63
Obstetrics and Gynecology	65
Ophthalmology	67
Otolaryngology	69
Orthopedic Surgery	71
Plastic Surgery	73
Urology	75
Medical and Surgical Subspecialties	
Neuroradiology	77
Pediatric Radiology	79
Cardiology	81
Clinical Immunology and Allergy	85
Clinical Pharmacology	87
Critical Care	89
Developmental Pediatrics	98
Endocrinology and Metabolism	100
Gastroenterology	104

TABLE OF CONTENTS

Field of Training	Page
Geriatric Medicine	108
Pediatric Emergency Medicine	110
Hematology	112
Infectious Diseases	116
Medical Oncology	120
Neonatal-Perinatal Medicine	122
Nephrology	124
Respirology	128
Rheumatology	132
Transfusion Medicine	136
Colorectal Surgery	138
General Surgical Oncology	140
Pediatric General Surgery	142
Thoracic Surgery	144
Vascular Surgery	146
Gynecologic Oncology	148
Gynecologic Reproductive Endocrinology and Infertility	150
Maternal-Fetal Medicine	152
 Summary Table 1999 - 2008	
Number of Canadian Citizens and Permanent Residents in all Training Fields	154
Number of Regular Ministry Funded Trainees in all Training Fields	156

Table 1
FAMILY MEDICINE
2008-09 Post-M.D. Trainees
(Canadian Citizens/Permanent Residents vs Visa Trainees)
Faculty of Medicine Providing Post-M.D. Training
By Rank

Faculty of Medicine Providing Post-M.D. Training		Residents			Fellows	Total
		R-1	R-2	Sub-Total	Fellow	
Memorial University	CC/PR*	25	19	44		44
	Visa Trainees					
	TOTAL	25	19	44		44
Dalhousie University	CC/PR*	46	43	89		89
	Visa Trainees					
	TOTAL	46	43	89		89
Université Laval	CC/PR*	79	79	158		158
	Visa Trainees					
	TOTAL	79	79	158		158
Université de Sherbrooke	CC/PR*	79	60	139		139
	Visa Trainees					
	TOTAL	79	60	139		139
Université de Montréal	CC/PR*	105	98	203		203
	Visa Trainees	6	1	7		7
	TOTAL	111	99	210		210
McGill University	CC/PR*	66	37	103	1	104
	Visa Trainees		1	1		1
	TOTAL	66	38	104	1	105
University of Ottawa	CC/PR*	65	61	126		126
	Visa Trainees					
	TOTAL	65	61	126		126
Queen's University	CC/PR*	47	43	90		90
	Visa Trainees					
	TOTAL	47	43	90		90
University of Toronto	CC/PR*	128	121	249		249
	Visa Trainees				2	2
	TOTAL	128	121	249	2	251
McMaster University	CC/PR*	55	62	117		117
	Visa Trainees				1	1
	TOTAL	55	62	117	1	118
University of Western Ontario	CC/PR*	55	50	105		105
	Visa Trainees					
	TOTAL	55	50	105		105
Northern Ontario School of Medicine	CC/PR*	34	20	54		54
	Visa Trainees					
	TOTAL	34	20	54		54
University of Manitoba	CC/PR*	35	32	67		67
	Visa Trainees					
	TOTAL	35	32	67		67
University of Saskatchewan	CC/PR*	27	27	54		54
	Visa Trainees					
	TOTAL	27	27	54		54
University of Alberta	CC/PR*	71	73	144		144
	Visa Trainees		1	1		1
	TOTAL	71	74	145		145
University of Calgary	CC/PR*	51	56	107		107
	Visa Trainees	1	2	3		3
	TOTAL	52	58	110		110
University of BC	CC/PR*	102	100	202	1	203
	Visa Trainees				1	1
	TOTAL	102	100	202	2	204
Grand Total	CC/PR*	1070	981	2051	2	2053
	Visa Trainees	7	5	12	4	16
	TOTAL	1077	986	2063	6	2069

Table 2
FAMILY MEDICINE
2008-09 Post-M.D. Trainees
(Regular Ministry Funded vs All Other Funding)
Faculty of Medicine Providing Post-M.D. Training
By Rank

Faculty of Medicine Providing Post-M.D. Training		Residents			Fellows	Total
		R-1	R-2	Sub-Total	Fellow	
Memorial University	Regular Ministry Funded	24	19	43		43
	Non-Ministry Funded	1		1		1
	TOTAL	25	19	44		44
Dalhousie University	Regular Ministry Funded	42	38	80		80
	Non-Ministry Funded	4	5	9		9
	TOTAL	46	43	89		89
Université Laval	Regular Ministry Funded	78	76	154		154
	Non-Ministry Funded	1	3	4		4
	TOTAL	79	79	158		158
Université de Sherbrooke	Regular Ministry Funded	75	45	120		120
	Non-Ministry Funded	4	15	19		19
	TOTAL	79	60	139		139
Université de Montréal	Regular Ministry Funded	111	99	210		210
	Non-Ministry Funded					
	TOTAL	111	99	210		210
McGill University	Regular Ministry Funded	66	37	103		103
	Non-Ministry Funded		1	1	1	2
	TOTAL	66	38	104	1	105
University of Ottawa	Regular Ministry Funded	61	58	119		119
	Non-Ministry Funded	4	3	7		7
	TOTAL	65	61	126		126
Queen's University	Regular Ministry Funded	43	43	86		86
	Non-Ministry Funded	4		4		4
	TOTAL	47	43	90		90
University of Toronto	Regular Ministry Funded	126	117	243		243
	Non-Ministry Funded	2	4	6	2	8
	TOTAL	128	121	249	2	251
McMaster University	Regular Ministry Funded	54	61	115		115
	Non-Ministry Funded	1	1	2	1	3
	TOTAL	55	62	117	1	118
University of Western Ontario	Regular Ministry Funded	55	49	104		104
	Non-Ministry Funded		1	1		1
	TOTAL	55	50	105		105
Northern Ontario School of Medicine	Regular Ministry Funded	34	20	54		54
	Non-Ministry Funded					
	TOTAL	34	20	54		54
University of Manitoba	Regular Ministry Funded	34	31	65		65
	Non-Ministry Funded	1	1	2		2
	TOTAL	35	32	67		67
University of Saskatchewan	Regular Ministry Funded	27	25	52		52
	Non-Ministry Funded		2	2		2
	TOTAL	27	27	54		54
University of Alberta	Regular Ministry Funded	71	69	140		140
	Non-Ministry Funded		5	5		5
	TOTAL	71	74	145		145
University of Calgary	Regular Ministry Funded	49	52	101		101
	Non-Ministry Funded	3	6	9		9
	TOTAL	52	58	110		110
University of BC	Regular Ministry Funded	100	97	197		197
	Non-Ministry Funded	2	3	5	2	7
	TOTAL	102	100	202	2	204
Grand Total	Regular Ministry Funded	1050	936	1986		1986
	Non-Ministry Funded	27	50	77	6	83
	TOTAL	1077	986	2063	6	2069

Table 1
EMERGENCY MEDICINE FOLLOWING FAMILY MEDICINE
2008-09 Post-M.D. Trainees
(Canadian Citizens/Permanent Residents vs Visa Trainees)
Faculty of Medicine Providing Post-M.D. Training
By
Rank

Faculty of Medicine Providing Post-M.D. Training		Residents	Total
		R-3	
Memorial University	CC/PR*	3	3
	Visa Trainees	1	1
	TOTAL	4	4
Dalhousie University	CC/PR*	4	4
	Visa Trainees		
	TOTAL	4	4
Université Laval	CC/PR*	9	9
	Visa Trainees		
	TOTAL	9	9
Université de Sherbrooke	CC/PR*	9	9
	Visa Trainees		
	TOTAL	9	9
Université de Montréal	CC/PR*	9	9
	Visa Trainees		
	TOTAL	9	9
McGill University	CC/PR*	12	12
	Visa Trainees		
	TOTAL	12	12
University of Ottawa	CC/PR*	4	4
	Visa Trainees		
	TOTAL	4	4
Queen's University	CC/PR*	8	8
	Visa Trainees		
	TOTAL	8	8
University of Toronto	CC/PR*	8	8
	Visa Trainees		
	TOTAL	8	8
McMaster University	CC/PR*	7	7
	Visa Trainees		
	TOTAL	7	7
University of Western Ontario	CC/PR*	10	10
	Visa Trainees		
	TOTAL	10	10
Northern Ontario School of Medicine	CC/PR*	5	5
	Visa Trainees		
	TOTAL	5	5
University of Manitoba	CC/PR*	4	4
	Visa Trainees		
	TOTAL	4	4
University of Saskatchewan	CC/PR*	4	4
	Visa Trainees		
	TOTAL	4	4
University of Alberta	CC/PR*	6	6
	Visa Trainees		
	TOTAL	6	6
University of Calgary	CC/PR*	6	6
	Visa Trainees		
	TOTAL	6	6
University of BC	CC/PR*	7	7
	Visa Trainees		
	TOTAL	7	7
Grand Total	CC/PR*	115	115
	Visa Trainees	1	1
	TOTAL	116	116

Table 2
EMERGENCY MEDICINE FOLLOWING FAMILY MEDICINE
2008-09 Post-M.D. Trainees
(Regular Ministry Funded vs All Other Funding)
Faculty of Medicine Providing Post-M.D. Training
By
Rank

Faculty of Medicine Providing Post-M.D. Training		Residents	Total
		R-3	
Memorial University	Regular Ministry Funded	4	4
	Non-Ministry Funded		
	TOTAL	4	4
Dalhousie University	Regular Ministry Funded	4	4
	Non-Ministry Funded		
	TOTAL	4	4
Université Laval	Regular Ministry Funded	9	9
	Non-Ministry Funded		
	TOTAL	9	9
Université de Sherbrooke	Regular Ministry Funded	9	9
	Non-Ministry Funded		
	TOTAL	9	9
Université de Montréal	Regular Ministry Funded	9	9
	Non-Ministry Funded		
	TOTAL	9	9
McGill University	Regular Ministry Funded	12	12
	Non-Ministry Funded		
	TOTAL	12	12
University of Ottawa	Regular Ministry Funded	4	4
	Non-Ministry Funded		
	TOTAL	4	4
Queen's University	Regular Ministry Funded	8	8
	Non-Ministry Funded		
	TOTAL	8	8
University of Toronto	Regular Ministry Funded	8	8
	Non-Ministry Funded		
	TOTAL	8	8
McMaster University	Regular Ministry Funded	6	6
	Non-Ministry Funded	1	1
	TOTAL	7	7
University of Western Ontario	Regular Ministry Funded	9	9
	Non-Ministry Funded	1	1
	TOTAL	10	10
Northern Ontario School of Medicine	Regular Ministry Funded	5	5
	Non-Ministry Funded		
	TOTAL	5	5
University of Manitoba	Regular Ministry Funded	4	4
	Non-Ministry Funded		
	TOTAL	4	4
University of Saskatchewan	Regular Ministry Funded	2	2
	Non-Ministry Funded	2	2
	TOTAL	4	4
University of Alberta	Regular Ministry Funded	5	5
	Non-Ministry Funded	1	1
	TOTAL	6	6
University of Calgary	Regular Ministry Funded	6	6
	Non-Ministry Funded		
	TOTAL	6	6
University of BC	Regular Ministry Funded	7	7
	Non-Ministry Funded		
	TOTAL	7	7
Grand Total	Regular Ministry Funded	111	111
	Non-Ministry Funded	5	5
	TOTAL	116	116

Table 1
CARE OF THE ELDERLY FOLLOWING FAMILY MEDICINE
2008-09 Post-M.D. Trainees
(Canadian Citizens/Permanent Residents vs Visa Trainees)
Faculty of Medicine Providing Post-M.D. Training
By
Rank

Faculty of Medicine Providing Post-M.D. Training		Residents	Fellows	Total
		R-3	Fellow	
Dalhousie University	CC/PR*	1		1
	Visa Trainees			
	TOTAL	1		1
Université Laval	CC/PR*	1		1
	Visa Trainees			
	TOTAL	1		1
McGill University	CC/PR*	1		1
	Visa Trainees	1		1
	TOTAL	2		2
Queen's University	CC/PR*	1		1
	Visa Trainees			
	TOTAL	1		1
University of Toronto	CC/PR*	1	2	3
	Visa Trainees		1	1
	TOTAL	1	3	4
McMaster University	CC/PR*	1		1
	Visa Trainees			
	TOTAL	1		1
University of Alberta	CC/PR*	2		2
	Visa Trainees		1	1
	TOTAL	2	1	3
Grand Total	CC/PR*	8	2	10
	Visa Trainees	1	2	3
	TOTAL	9	4	13

Table 2
CARE OF THE ELDERLY FOLLOWING FAMILY MEDICINE
2008-09 Post-M.D. Trainees
(Regular Ministry Funded vs All Other Funding)
Faculty of Medicine Providing Post-M.D. Training
By
Rank

Faculty of Medicine Providing Post-M.D. Training		Residents	Fellows	Total
		R-3	Fellow	
Dalhousie University	Regular Ministry Funded	1		1
	Non-Ministry Funded			
	TOTAL	1		1
Université Laval	Regular Ministry Funded	1		1
	Non-Ministry Funded			
	TOTAL	1		1
McGill University	Regular Ministry Funded	1		1
	Non-Ministry Funded	1		1
	TOTAL	2		2
Queen's University	Regular Ministry Funded	1		1
	Non-Ministry Funded			
	TOTAL	1		1
University of Toronto	Regular Ministry Funded	1		1
	Non-Ministry Funded		3	3
	TOTAL	1	3	4
McMaster University	Regular Ministry Funded	1		1
	Non-Ministry Funded			
	TOTAL	1		1
University of Alberta	Regular Ministry Funded	2		2
	Non-Ministry Funded		1	1
	TOTAL	2	1	3
Grand Total	Regular Ministry Funded	8		8
	Non-Ministry Funded	1	4	5
	TOTAL	9	4	13

Table 1
ENHANCED SKILLS: OTHER FAMILY MEDICINE ENHANCED SKILLS TRAINING
2008-09 Post-M.D. Trainees
(Canadian Citizens/Permanent Residents vs Visa Trainees)
Faculty of Medicine Providing Post-M.D. Training
By Rank

Faculty of Medicine Providing Post-M.D. Training		Residents	Fellows	Total
		R-3	Fellow	
Dalhousie University	CC/PR*	1		1
	Visa Trainees			
	TOTAL	1		1
Université Laval	CC/PR*	1		1
	Visa Trainees			
	TOTAL	1		1
Université de Montréal	CC/PR*	1		1
	Visa Trainees			
	TOTAL	1		1
McGill University	CC/PR*	7		7
	Visa Trainees			
	TOTAL	7		7
University of Ottawa	CC/PR*	4	2	6
	Visa Trainees			
	TOTAL	4	2	6
Queen's University	CC/PR*	5		5
	Visa Trainees			
	TOTAL	5		5
University of Toronto	CC/PR*	16	5	21
	Visa Trainees			
	TOTAL	16	5	21
McMaster University	CC/PR*	4		4
	Visa Trainees			
	TOTAL	4		4
University of Western Ontario	CC/PR*	6		6
	Visa Trainees			
	TOTAL	6		6
Northern Ontario School of Medicine	CC/PR*	5		5
	Visa Trainees			
	TOTAL	5		5
University of Manitoba	CC/PR*	2		2
	Visa Trainees			
	TOTAL	2		2
University of Alberta	CC/PR*	2		2
	Visa Trainees			
	TOTAL	2		2
University of Calgary	CC/PR*	4		4
	Visa Trainees			
	TOTAL	4		4
University of BC	CC/PR*	13		13
	Visa Trainees			
	TOTAL	13		13
Grand Total	CC/PR*	71	7	78
	Visa Trainees			
	TOTAL	71	7	78

Table 2
ENHANCED SKILLS: OTHER FAMILY MEDICINE ENHANCED SKILLS TRAINING
2008-09 Post-M.D. Trainees
(Regular Ministry Funded vs All Other Funding)
Faculty of Medicine Providing Post-M.D. Training
By
Rank

Faculty of Medicine Providing Post-M.D. Training		Residents	Fellows	Total
		R-3	Fellow	
Dalhousie University	Regular Ministry Funded			
	Non-Ministry Funded	1		1
	TOTAL	1		1
Université Laval	Regular Ministry Funded	1		1
	Non-Ministry Funded			
	TOTAL	1		1
Université de Montréal	Regular Ministry Funded	1		1
	Non-Ministry Funded			
	TOTAL	1		1
McGill University	Regular Ministry Funded	7		7
	Non-Ministry Funded			
	TOTAL	7		7
University of Ottawa	Regular Ministry Funded	4		4
	Non-Ministry Funded		2	2
	TOTAL	4	2	6
Queen's University	Regular Ministry Funded	5		5
	Non-Ministry Funded			
	TOTAL	5		5
University of Toronto	Regular Ministry Funded	16		16
	Non-Ministry Funded		5	5
	TOTAL	16	5	21
McMaster University	Regular Ministry Funded	3		3
	Non-Ministry Funded	1		1
	TOTAL	4		4
University of Western Ontario	Regular Ministry Funded	6		6
	Non-Ministry Funded			
	TOTAL	6		6
Northern Ontario School of Medicine	Regular Ministry Funded	5		5
	Non-Ministry Funded			
	TOTAL	5		5
University of Manitoba	Regular Ministry Funded	1		1
	Non-Ministry Funded	1		1
	TOTAL	2		2
University of Alberta	Regular Ministry Funded	2		2
	Non-Ministry Funded			
	TOTAL	2		2
University of Calgary	Regular Ministry Funded	4		4
	Non-Ministry Funded			
	TOTAL	4		4
University of BC	Regular Ministry Funded	13		13
	Non-Ministry Funded			
	TOTAL	13		13
Grand Total	Regular Ministry Funded	68		68
	Non-Ministry Funded	3	7	10
	TOTAL	71	7	78

Table 1
PALLIATIVE MEDICINE
2008-09 Post-M.D. Trainees
(Canadian Citizens/Permanent Residents vs Visa Trainees)
Faculty of Medicine Providing Post-M.D. Training
By Rank

Faculty of Medicine Providing Post-M.D. Training		Residents				Fellows	Total
		R-3	R-5	R-6	Sub-Total	Fellow	
Dalhousie University	CC/PR*	1			1		1
	Visa Trainees						
	TOTAL	1			1		1
Université Laval	CC/PR*	1			1		1
	Visa Trainees						
	TOTAL	1			1		1
Université de Montréal	CC/PR*	1			1		1
	Visa Trainees						
	TOTAL	1			1		1
McGill University	CC/PR*	1			1		1
	Visa Trainees						
	TOTAL	1			1		1
University of Ottawa	CC/PR*						
	Visa Trainees					2	2
	TOTAL					2	2
Queen's University	CC/PR*						
	Visa Trainees					1	1
	TOTAL					1	1
University of Toronto	CC/PR*	1	1		2		2
	Visa Trainees						
	TOTAL	1	1		2		2
McMaster University	CC/PR*	1	1	1	3		3
	Visa Trainees						
	TOTAL	1	1	1	3		3
University of Manitoba	CC/PR*	1	1		2		2
	Visa Trainees						
	TOTAL	1	1		2		2
University of Alberta	CC/PR*						
	Visa Trainees					2	2
	TOTAL					2	2
University of Calgary	CC/PR*	3			3	1	4
	Visa Trainees						
	TOTAL	3			3	1	4
University of BC	CC/PR*	3			3		3
	Visa Trainees					1	1
	TOTAL	3			3	1	4
Grand Total	CC/PR*	13	3	1	17	1	18
	Visa Trainees					6	6
	TOTAL	13	3	1	17	7	24

Table 2
PALLIATIVE MEDICINE
2008-09 Post-M.D. Trainees
(Regular Ministry Funded vs All Other Funding)
Faculty of Medicine Providing Post-M.D. Training
By
Rank

Faculty of Medicine Providing Post-M.D. Training		Residents				Fellows	Total
		R-3	R-5	R-6	Sub-Total	Fellow	
Dalhousie University	Regular Ministry Funded						
	Non-Ministry Funded	1			1		1
	TOTAL	1			1		1
Université Laval	Regular Ministry Funded	1			1		1
	Non-Ministry Funded						
	TOTAL	1			1		1
Université de Montréal	Regular Ministry Funded	1			1		1
	Non-Ministry Funded						
	TOTAL	1			1		1
McGill University	Regular Ministry Funded	1			1		1
	Non-Ministry Funded						
	TOTAL	1			1		1
University of Ottawa	Regular Ministry Funded						
	Non-Ministry Funded					2	2
	TOTAL					2	2
Queen's University	Regular Ministry Funded						
	Non-Ministry Funded					1	1
	TOTAL					1	1
University of Toronto	Regular Ministry Funded	1	1		2		2
	Non-Ministry Funded						
	TOTAL	1	1		2		2
McMaster University	Regular Ministry Funded	1	1	1	3		3
	Non-Ministry Funded						
	TOTAL	1	1	1	3		3
University of Manitoba	Regular Ministry Funded	1	1		2		2
	Non-Ministry Funded						
	TOTAL	1	1		2		2
University of Alberta	Regular Ministry Funded						
	Non-Ministry Funded					2	2
	TOTAL					2	2
University of Calgary	Regular Ministry Funded	2			2		2
	Non-Ministry Funded	1			1	1	2
	TOTAL	3			3	1	4
University of BC	Regular Ministry Funded	3			3		3
	Non-Ministry Funded					1	1
	TOTAL	3			3	1	4
Grand Total	Regular Ministry Funded	11	3	1	15		15
	Non-Ministry Funded	2			2	7	9
	TOTAL	13	3	1	17	7	24

Table 1
ANESTHESIOLOGY
2008-09 Post-M.D. Trainees
(Canadian Citizens/Permanent Residents vs Visa Trainees)
Faculty of Medicine Providing Post-M.D. Training
By Rank

Faculty of Medicine Providing Post-M.D. Training		Residents						Sub-Total	Fellows	Total
		R-1	R-2	R-3	R-4	R-5	R-6		Fellow	
Memorial University	CC/PR*	4	4	5	4	5		22		22
	Visa Trainees		1					1		1
	TOTAL	4	5	5	4	5		23		23
Dalhousie University	CC/PR*	5	8	4	8	2		27		27
	Visa Trainees									
	TOTAL	5	8	4	8	2		27		27
Université Laval	CC/PR*	7	11	9	6	8		41		41
	Visa Trainees									
	TOTAL	7	11	9	6	8		41		41
Université de Sherbrooke	CC/PR*	6	7	7	6	4		30		30
	Visa Trainees									
	TOTAL	6	7	7	6	4		30		30
Université de Montréal	CC/PR*	9	9	12	7	7		44		44
	Visa Trainees								2	2
	TOTAL	9	9	12	7	7		44	2	46
McGill University	CC/PR*	7	6	7	3	5		28		28
	Visa Trainees	1		2	2	2	1	8	7	15
	TOTAL	8	6	9	5	7	1	36	7	43
University of Ottawa	CC/PR*	10	9	10	10	7		46	5	51
	Visa Trainees								10	10
	TOTAL	10	9	10	10	7		46	15	61
Queen's University	CC/PR*	4	4	8	3	4		23		23
	Visa Trainees									
	TOTAL	4	4	8	3	4		23		23
University of Toronto	CC/PR*	18	19	22	18	14		91	24	115
	Visa Trainees		1		2			3	54	57
	TOTAL	18	20	22	20	14		94	78	172
McMaster University	CC/PR*	6	8	7	6	2		29	2	31
	Visa Trainees		1	1	2	1		5	7	12
	TOTAL	6	9	8	8	3		34	9	43
University of Western Ontario	CC/PR*	8	7	11	6	7		39	1	40
	Visa Trainees					1		1	9	10
	TOTAL	8	7	11	6	8		40	10	50
University of Manitoba	CC/PR*	5	7	6	8	4	1	31		31
	Visa Trainees			2	1			3		3
	TOTAL	5	7	8	9	4	1	34		34
University of Saskatchewan	CC/PR*	7	4	5	5	4		25		25
	Visa Trainees					1		1		1
	TOTAL	7	4	5	5	5		26		26
University of Alberta	CC/PR*	4	5	7	6	7		29		29
	Visa Trainees				1	1		2	6	8
	TOTAL	4	5	7	7	8		31	6	37
University of Calgary	CC/PR*	5	5	7	4	6		27	1	28
	Visa Trainees								2	2
	TOTAL	5	5	7	4	6		27	3	30
University of BC	CC/PR*	10	13	11	10	11		55	2	57
	Visa Trainees			1	1	1		3	7	10
	TOTAL	10	13	12	11	12		58	9	67
Grand Total	CC/PR*	115	126	138	110	97	1	587	35	622
	Visa Trainees	1	3	6	9	7	1	27	104	131
	TOTAL	116	129	144	119	104	2	614	139	753

Table 2
ANESTHESIOLOGY
2008-09 Post-M.D. Trainees
(Regular Ministry Funded vs All Other Funding)
Faculty of Medicine Providing Post-M.D. Training
By Rank

Faculty of Medicine Providing Post-M.D. Training		Residents						Fellows	Total	
		R-1	R-2	R-3	R-4	R-5	R-6	Sub-Total		Fellow
Memorial University	Regular Ministry Funded	4	5	5	3	5		22		22
	Non-Ministry Funded				1			1		1
	TOTAL	4	5	5	4	5		23		23
Dalhousie University	Regular Ministry Funded	5	7	3	7	2		24		24
	Non-Ministry Funded		1	1	1			3		3
	TOTAL	5	8	4	8	2		27		27
Université Laval	Regular Ministry Funded	7	11	9	6	8		41		41
	Non-Ministry Funded									
	TOTAL	7	11	9	6	8		41		41
Université de Sherbrooke	Regular Ministry Funded	6	7	7	6	4		30		30
	Non-Ministry Funded									
	TOTAL	6	7	7	6	4		30		30
Université de Montréal	Regular Ministry Funded	9	9	12	7	7		44		44
	Non-Ministry Funded								2	2
	TOTAL	9	9	12	7	7		44	2	46
McGill University	Regular Ministry Funded	8	6	7	3	5		29		29
	Non-Ministry Funded			2	2	2	1	7	7	14
	TOTAL	8	6	9	5	7	1	36	7	43
University of Ottawa	Regular Ministry Funded	10	9	9	9	6		43		43
	Non-Ministry Funded			1	1	1		3	15	18
	TOTAL	10	9	10	10	7		46	15	61
Queen's University	Regular Ministry Funded	4	4	8	3	4		23		23
	Non-Ministry Funded									
	TOTAL	4	4	8	3	4		23		23
University of Toronto	Regular Ministry Funded	17	19	21	18	14		89		89
	Non-Ministry Funded	1	1	1	2			5	78	83
	TOTAL	18	20	22	20	14		94	78	172
McMaster University	Regular Ministry Funded	6	8	7	6	2		29		29
	Non-Ministry Funded		1	1	2	1		5	9	14
	TOTAL	6	9	8	8	3		34	9	43
University of Western Ontario	Regular Ministry Funded	8	7	11	6	6		38		38
	Non-Ministry Funded					2		2	10	12
	TOTAL	8	7	11	6	8		40	10	50
University of Manitoba	Regular Ministry Funded	5	7	6	8	4	1	31		31
	Non-Ministry Funded			2	1			3		3
	TOTAL	5	7	8	9	4	1	34		34
University of Saskatchewan	Regular Ministry Funded	6	3	4	4	3		20		20
	Non-Ministry Funded	1	1	1	1	2		6		6
	TOTAL	7	4	5	5	5		26		26
University of Alberta	Regular Ministry Funded	4	5	6	5	6		26		26
	Non-Ministry Funded			1	2	2		5	6	11
	TOTAL	4	5	7	7	8		31	6	37
University of Calgary	Regular Ministry Funded	5	5	6	4	6		26		26
	Non-Ministry Funded			1				1	3	4
	TOTAL	5	5	7	4	6		27	3	30
University of BC	Regular Ministry Funded	10	13	11	10	11		55		55
	Non-Ministry Funded			1	1	1		3	9	12
	TOTAL	10	13	12	11	12		58	9	67
Grand Total	Regular Ministry Funded	114	125	132	105	93	1	570		570
	Non-Ministry Funded	2	4	12	14	11	1	44	139	183
	TOTAL	116	129	144	119	104	2	614	139	753

**Table 1
COMMUNITY MEDICINE
2008-09 Post-M.D. Trainees
(Canadian Citizens/Permanent Residents vs Visa Trainees)
Faculty of Medicine Providing Post-M.D. Training
By
Rank**

Faculty of Medicine Providing Post-M.D. Training		Residents						Total
		R-1	R-2	R-3	R-4	R-5	R-7	
Université Laval	CC/PR*	2	2	2		3	1	10
	Visa Trainees							
	TOTAL	2	2	2		3	1	10
Université de Sherbrooke	CC/PR*	2	4	2	1			9
	Visa Trainees							
	TOTAL	2	4	2	1			9
Université de Montréal	CC/PR*	2	1	2	2	3		10
	Visa Trainees							
	TOTAL	2	1	2	2	3		10
McGill University	CC/PR*			1				1
	Visa Trainees							
	TOTAL			1				1
Queen's University	CC/PR*	1	1		1	1		4
	Visa Trainees							
	TOTAL	1	1		1	1		4
University of Toronto	CC/PR*	4	9	5	5	3		26
	Visa Trainees							
	TOTAL	4	9	5	5	3		26
McMaster University	CC/PR*	2	1	2	1	2		8
	Visa Trainees							
	TOTAL	2	1	2	1	2		8
University of Manitoba	CC/PR*	1	1	1	1	2		6
	Visa Trainees							
	TOTAL	1	1	1	1	2		6
University of Alberta	CC/PR*	2	1		3	3		9
	Visa Trainees				1			1
	TOTAL	2	1		4	3		10
University of Calgary	CC/PR*	1	2	1		1		5
	Visa Trainees							
	TOTAL	1	2	1		1		5
University of BC	CC/PR*		4	3	1	4		12
	Visa Trainees							
	TOTAL		4	3	1	4		12
Grand Total	CC/PR*	17	26	19	15	22	1	100
	Visa Trainees				1			1
	TOTAL	17	26	19	16	22	1	101

Table 2
COMMUNITY MEDICINE
2008-09 Post-M.D. Trainees
(Regular Ministry Funded vs All Other Funding)
Faculty of Medicine Providing Post-M.D. Training
By
Rank

Faculty of Medicine Providing Post-M.D. Training		Residents					Total	
		R-1	R-2	R-3	R-4	R-5		R-7
Université Laval	Regular Ministry Funded	2	2	2		3	1	10
	Non-Ministry Funded							
	TOTAL	2	2	2		3	1	10
Université de Sherbrooke	Regular Ministry Funded	2	4	2	1			9
	Non-Ministry Funded							
	TOTAL	2	4	2	1			9
Université de Montréal	Regular Ministry Funded	2	1	2	2	3		10
	Non-Ministry Funded							
	TOTAL	2	1	2	2	3		10
McGill University	Regular Ministry Funded			1				1
	Non-Ministry Funded							
	TOTAL			1				1
Queen's University	Regular Ministry Funded	1	1		1	1		4
	Non-Ministry Funded							
	TOTAL	1	1		1	1		4
University of Toronto	Regular Ministry Funded	4	9	4	5	3		25
	Non-Ministry Funded			1				1
	TOTAL	4	9	5	5	3		26
McMaster University	Regular Ministry Funded	2	1	2	1	2		8
	Non-Ministry Funded							
	TOTAL	2	1	2	1	2		8
University of Manitoba	Regular Ministry Funded	1	1	1		2		5
	Non-Ministry Funded				1			1
	TOTAL	1	1	1	1	2		6
University of Alberta	Regular Ministry Funded	2	1		3	3		9
	Non-Ministry Funded				1			1
	TOTAL	2	1		4	3		10
University of Calgary	Regular Ministry Funded	1	2	1		1		5
	Non-Ministry Funded							
	TOTAL	1	2	1		1		5
University of BC	Regular Ministry Funded		4	3	1	2		10
	Non-Ministry Funded					2		2
	TOTAL		4	3	1	4		12
Grand Total	Regular Ministry Funded	17	26	18	14	20	1	96
	Non-Ministry Funded			1	2	2		5
	TOTAL	17	26	19	16	22	1	101

Table 1
DERMATOLOGY
2008-09 Post-M.D. Trainees
(Canadian Citizens/Permanent Residents vs Visa Trainees)
Faculty of Medicine Providing Post-M.D. Training
By
Rank

Faculty of Medicine Providing Post-M.D. Training		Residents					Sub-Total	Fellows	Total
		R-1	R-2	R-3	R-4	R-5		Fellow	
Dalhousie University	CC/PR*				2	1	3		3
	Visa Trainees								
	TOTAL				2	1	3		3
Université Laval	CC/PR*	2	5	3	1	1	12		12
	Visa Trainees								
	TOTAL	2	5	3	1	1	12		12
Université de Sherbrooke	CC/PR*	2	2				4		4
	Visa Trainees								
	TOTAL	2	2				4		4
Université de Montréal	CC/PR*	2	2	3	2	3	12		12
	Visa Trainees							2	2
	TOTAL	2	2	3	2	3	12	2	14
McGill University	CC/PR*		1	1	1		3	1	4
	Visa Trainees			2	1	1	4		4
	TOTAL		1	3	2	1	7	1	8
University of Ottawa	CC/PR*	2	3	1	3		9		9
	Visa Trainees							1	1
	TOTAL	2	3	1	3		9	1	10
University of Toronto	CC/PR*	5	4	3	4	5	21		21
	Visa Trainees				2	1	3	2	5
	TOTAL	5	4	3	6	6	24	2	26
University of Manitoba	CC/PR*	1					1		1
	Visa Trainees								
	TOTAL	1					1		1
University of Alberta	CC/PR*	2	2	2	2	2	10		10
	Visa Trainees								
	TOTAL	2	2	2	2	2	10		10
University of BC	CC/PR*	3	3	3	1	5	15		15
	Visa Trainees		1				1	8	9
	TOTAL	3	4	3	1	5	16	8	24
Grand Total	CC/PR*	19	22	16	16	17	90	1	91
	Visa Trainees		1	2	3	2	8	13	21
	TOTAL	19	23	18	19	19	98	14	112

Table 2
DERMATOLOGY
2008-09 Post-M.D. Trainees
(Regular Ministry Funded vs All Other Funding)
Faculty of Medicine Providing Post-M.D. Training
By
Rank

Faculty of Medicine Providing Post-M.D. Training		Residents					Sub-Total	Fellows	Total
		R-1	R-2	R-3	R-4	R-5		Fellow	
Dalhousie University	Regular Ministry Funded				2	1	3		3
	Non-Ministry Funded								
	TOTAL				2	1	3		3
Université Laval	Regular Ministry Funded	2	5	3	1	1	12		12
	Non-Ministry Funded								
	TOTAL	2	5	3	1	1	12		12
Université de Sherbrooke	Regular Ministry Funded	2	2				4		4
	Non-Ministry Funded								
	TOTAL	2	2				4		4
Université de Montréal	Regular Ministry Funded	2	2	3	2	3	12		12
	Non-Ministry Funded							2	2
	TOTAL	2	2	3	2	3	12	2	14
McGill University	Regular Ministry Funded		1	1	1		3		3
	Non-Ministry Funded			2	1	1	4	1	5
	TOTAL		1	3	2	1	7	1	8
University of Ottawa	Regular Ministry Funded	2	3	1	3		9		9
	Non-Ministry Funded							1	1
	TOTAL	2	3	1	3		9	1	10
University of Toronto	Regular Ministry Funded	5	4	2	3	4	18		18
	Non-Ministry Funded			1	3	2	6	2	8
	TOTAL	5	4	3	6	6	24	2	26
University of Manitoba	Regular Ministry Funded	1					1		1
	Non-Ministry Funded								
	TOTAL	1					1		1
University of Alberta	Regular Ministry Funded	2	2	2	2	2	10		10
	Non-Ministry Funded								
	TOTAL	2	2	2	2	2	10		10
University of BC	Regular Ministry Funded	3	3	3	1	4	14		14
	Non-Ministry Funded		1			1	2	8	10
	TOTAL	3	4	3	1	5	16	8	24
Grand Total	Regular Ministry Funded	19	22	15	15	15	86		86
	Non-Ministry Funded		1	3	4	4	12	14	26
	TOTAL	19	23	18	19	19	98	14	112

Table 1
DIAGNOSTIC RADIOLOGY
2008-09 Post-M.D. Trainees
(Canadian Citizens/Permanent Residents vs Visa Trainees)
Faculty of Medicine Providing Post-M.D. Training
By
Rank

Faculty of Medicine Providing Post-M.D. Training		Residents						Sub-Total	Fellows	Total
		R-1	R-2	R-3	R-4	R-5	R-6		Fellow	
Memorial University	CC/PR*	3	4	4	3	3		17		17
	Visa Trainees									
	TOTAL	3	4	4	3	3		17		17
Dalhousie University	CC/PR*	5	4	4	4	5		22		22
	Visa Trainees								1	1
	TOTAL	5	4	4	4	5		22	1	23
Université Laval	CC/PR*	7	9	6	8	5		35		35
	Visa Trainees									
	TOTAL	7	9	6	8	5		35		35
Université de Sherbrooke	CC/PR*	5	5	3	3	4		20		20
	Visa Trainees									
	TOTAL	5	5	3	3	4		20		20
Université de Montréal	CC/PR*	10	8	7	11	6		42		42
	Visa Trainees								6	6
	TOTAL	10	8	7	11	6		42	6	48
McGill University	CC/PR*		7	8	4	5	2	26	1	27
	Visa Trainees		1	2	5	3	4	15	6	21
	TOTAL		8	10	9	8	6	41	7	48
University of Ottawa	CC/PR*	5	5	6	5	3		24	4	28
	Visa Trainees				1	2		3	10	13
	TOTAL	5	5	6	6	5		27	14	41
Queen's University	CC/PR*	3	4	2	3	3		15		15
	Visa Trainees									
	TOTAL	3	4	2	3	3		15		15
University of Toronto	CC/PR*	11	13	13	9	13		59	13	72
	Visa Trainees					1		1	33	34
	TOTAL	11	13	13	9	14		60	46	106
McMaster University	CC/PR*	6	6	6	6	7		31	6	37
	Visa Trainees								6	6
	TOTAL	6	6	6	6	7		31	12	43
University of Western Ontario	CC/PR*	3	6	4	2	4	1	20		20
	Visa Trainees								3	3
	TOTAL	3	6	4	2	4	1	20	3	23
University of Manitoba	CC/PR*	4	6	3	5	4		22		22
	Visa Trainees									
	TOTAL	4	6	3	5	4		22		22
University of Saskatchewan	CC/PR*	3	5	3	3	3		17		17
	Visa Trainees									
	TOTAL	3	5	3	3	3		17		17
University of Alberta	CC/PR*	5	4	5	4	5		23	2	25
	Visa Trainees				1			1	7	8
	TOTAL	5	4	5	5	5		24	9	33
University of Calgary	CC/PR*	4	5	2	5	5		21	1	22
	Visa Trainees								2	2
	TOTAL	4	5	2	5	5		21	3	24
University of BC	CC/PR*	7	8	7	7	7		36	9	45
	Visa Trainees				1			1	15	16
	TOTAL	7	8	7	8	7		37	24	61
Grand Total	CC/PR*	81	99	83	82	82	3	430	36	466
	Visa Trainees		1	2	8	6	4	21	89	110
	TOTAL	81	100	85	90	88	7	451	125	576

Table 2
DIAGNOSTIC RADIOLOGY
2008-09 Post-M.D. Trainees
(Regular Ministry Funded vs All Other Funding)
Faculty of Medicine Providing Post-M.D. Training
By
Rank

Faculty of Medicine Providing Post-M.D. Training		Residents						Fellows	Total	
		R-1	R-2	R-3	R-4	R-5	R-6	Sub-Total		Fellow
Memorial University	Regular Ministry Funded	3	4	4	3	3		17		17
	Non-Ministry Funded									
	TOTAL	3	4	4	3	3		17		17
Dalhousie University	Regular Ministry Funded	5	3	4	4	4		20		20
	Non-Ministry Funded		1			1		2	1	3
	TOTAL	5	4	4	4	5		22	1	23
Université Laval	Regular Ministry Funded	7	9	6	8	5		35		35
	Non-Ministry Funded									
	TOTAL	7	9	6	8	5		35		35
Université de Sherbrooke	Regular Ministry Funded	5	5	3	3	4		20		20
	Non-Ministry Funded									
	TOTAL	5	5	3	3	4		20		20
Université de Montréal	Regular Ministry Funded	10	8	7	11	6		42		42
	Non-Ministry Funded								6	6
	TOTAL	10	8	7	11	6		42	6	48
McGill University	Regular Ministry Funded		7	8	5	5	2	27		27
	Non-Ministry Funded		1	2	4	3	4	14	7	21
	TOTAL		8	10	9	8	6	41	7	48
University of Ottawa	Regular Ministry Funded	5	5	6	5	3		24		24
	Non-Ministry Funded				1	2		3	14	17
	TOTAL	5	5	6	6	5		27	14	41
Queen's University	Regular Ministry Funded	3	4	2	3	3		15		15
	Non-Ministry Funded									
	TOTAL	3	4	2	3	3		15		15
University of Toronto	Regular Ministry Funded	11	13	13	9	13		59		59
	Non-Ministry Funded					1		1	46	47
	TOTAL	11	13	13	9	14		60	46	106
McMaster University	Regular Ministry Funded	6	6	6	6	7		31		31
	Non-Ministry Funded								12	12
	TOTAL	6	6	6	6	7		31	12	43
University of Western Ontario	Regular Ministry Funded	3	6	4	2	4	1	20		20
	Non-Ministry Funded								3	3
	TOTAL	3	6	4	2	4	1	20	3	23
University of Manitoba	Regular Ministry Funded	4	6	3	5	4		22		22
	Non-Ministry Funded									
	TOTAL	4	6	3	5	4		22		22
University of Saskatchewan	Regular Ministry Funded	3	4	3	3	3		16		16
	Non-Ministry Funded		1					1		1
	TOTAL	3	5	3	3	3		17		17
University of Alberta	Regular Ministry Funded	5	4	5	3	4		21		21
	Non-Ministry Funded				2	1		3	9	12
	TOTAL	5	4	5	5	5		24	9	33
University of Calgary	Regular Ministry Funded	4	5	2	5	5		21		21
	Non-Ministry Funded								3	3
	TOTAL	4	5	2	5	5		21	3	24
University of BC	Regular Ministry Funded	7	7	7	7	6		34		34
	Non-Ministry Funded		1		1	1		3	24	27
	TOTAL	7	8	7	8	7		37	24	61
Grand Total	Regular Ministry Funded	81	96	83	82	79	3	424		424
	Non-Ministry Funded		4	2	8	9	4	27	125	152
	TOTAL	81	100	85	90	88	7	451	125	576

Table 1
EMERGENCY MEDICINE
2008-09 Post-M.D. Trainees
(Canadian Citizens/Permanent Residents vs Visa Trainees)
Faculty of Medicine Providing Post-M.D. Training
By
Rank

Faculty of Medicine Providing Post-M.D. Training		Residents						Fellows	Total
		R-1	R-2	R-3	R-4	R-5	Sub-Total	Fellow	
Dalhousie University	CC/PR*	1	1	1		3	6		6
	Visa Trainees								
	TOTAL	1	1	1		3	6		6
Université Laval	CC/PR*	2	3	2	2	1	10		10
	Visa Trainees								
	TOTAL	2	3	2	2	1	10		10
Université de Montréal	CC/PR*	4	3	3	2	3	15		15
	Visa Trainees								
	TOTAL	4	3	3	2	3	15		15
McGill University	CC/PR*	2	2	2	1	1	8		8
	Visa Trainees	1	2	1	2	3	9		9
	TOTAL	3	4	3	3	4	17		17
University of Ottawa	CC/PR*	6	4	3	1		14		14
	Visa Trainees	1	2	2	2	2	9	1	10
	TOTAL	7	6	5	3	2	23	1	24
Queen's University	CC/PR*	4	3	4	2	2	15		15
	Visa Trainees								
	TOTAL	4	3	4	2	2	15		15
University of Toronto	CC/PR*	10	11	2	5	3	31		31
	Visa Trainees							2	2
	TOTAL	10	11	2	5	3	31	2	33
McMaster University	CC/PR*	6	5	1	4	4	20		20
	Visa Trainees				1		1		1
	TOTAL	6	5	1	5	4	21		21
University of Western Ontario	CC/PR*	3	2	3	2	2	12		12
	Visa Trainees								
	TOTAL	3	2	3	2	2	12		12
University of Manitoba	CC/PR*	4	4	3	1	2	14		14
	Visa Trainees				1		1		1
	TOTAL	4	4	3	2	2	15		15
University of Alberta	CC/PR*	4	5	6	3	5	23		23
	Visa Trainees								
	TOTAL	4	5	6	3	5	23		23
University of Calgary	CC/PR*	2	2	3	1	3	11		11
	Visa Trainees								
	TOTAL	2	2	3	1	3	11		11
University of BC	CC/PR*	3	3	3	5	3	17	1	18
	Visa Trainees							1	1
	TOTAL	3	3	3	5	3	17	2	19
Grand Total	CC/PR*	51	48	36	29	32	196	1	197
	Visa Trainees	2	4	3	6	5	20	4	24
	TOTAL	53	52	39	35	37	216	5	221

Table 2
EMERGENCY MEDICINE
2008-09 Post-M.D. Trainees
(Regular Ministry Funded vs All Other Funding)
Faculty of Medicine Providing Post-M.D. Training
By
Rank

Faculty of Medicine Providing Post-M.D. Training		Residents						Fellows	Total
		R-1	R-2	R-3	R-4	R-5	Sub-Total	Fellow	
Dalhousie University	Regular Ministry Funded	1	1	1		3	6		6
	Non-Ministry Funded								
	TOTAL	1	1	1		3	6		6
Université Laval	Regular Ministry Funded	2	3	2	2	1	10		10
	Non-Ministry Funded								
	TOTAL	2	3	2	2	1	10		10
Université de Montréal	Regular Ministry Funded	4	3	3	2	3	15		15
	Non-Ministry Funded								
	TOTAL	4	3	3	2	3	15		15
McGill University	Regular Ministry Funded	2	2	2	1	2	9		9
	Non-Ministry Funded	1	2	1	2	2	8		8
	TOTAL	3	4	3	3	4	17		17
University of Ottawa	Regular Ministry Funded	6	4	3	1		14		14
	Non-Ministry Funded	1	2	2	2	2	9	1	10
	TOTAL	7	6	5	3	2	23	1	24
Queen's University	Regular Ministry Funded	4	3	4	2	2	15		15
	Non-Ministry Funded								
	TOTAL	4	3	4	2	2	15		15
University of Toronto	Regular Ministry Funded	10	11	2	5	3	31		31
	Non-Ministry Funded							2	2
	TOTAL	10	11	2	5	3	31	2	33
McMaster University	Regular Ministry Funded	6	5	1	4	4	20		20
	Non-Ministry Funded				1		1		1
	TOTAL	6	5	1	5	4	21		21
University of Western Ontario	Regular Ministry Funded	3	2	3	2	2	12		12
	Non-Ministry Funded								
	TOTAL	3	2	3	2	2	12		12
University of Manitoba	Regular Ministry Funded	4	3	3	1	1	12		12
	Non-Ministry Funded		1		1	1	3		3
	TOTAL	4	4	3	2	2	15		15
University of Alberta	Regular Ministry Funded	4	5	6	3	5	23		23
	Non-Ministry Funded								
	TOTAL	4	5	6	3	5	23		23
University of Calgary	Regular Ministry Funded	2	2	3	1	3	11		11
	Non-Ministry Funded								
	TOTAL	2	2	3	1	3	11		11
University of BC	Regular Ministry Funded	3	3	3	5	3	17		17
	Non-Ministry Funded							2	2
	TOTAL	3	3	3	5	3	17	2	19
Grand Total	Regular Ministry Funded	51	47	36	29	32	195		195
	Non-Ministry Funded	2	5	3	6	5	21	5	26
	TOTAL	53	52	39	35	37	216	5	221

Table 1
INTERNAL MEDICINE
2008-09 Post-M.D. Trainees
(Canadian Citizens/Permanent Residents vs Visa Trainees)
Faculty of Medicine Providing Post-M.D. Training
By Rank

Faculty of Medicine Providing Post-M.D. Training		Residents						Sub-Total	Fellows	Total
		R-1	R-2	R-3	R-4	R-5	R-6		Fellow	
Memorial University	CC/PR*	13	11	5				29		29
	Visa Trainees									
	TOTAL	13	11	5				29		29
Dalhousie University	CC/PR*	13	12	11				36		36
	Visa Trainees	2	4	4				10		10
	TOTAL	15	16	15				46		46
Université Laval	CC/PR*	23	24	16	8	2		73		73
	Visa Trainees									
	TOTAL	23	24	16	8	2		73		73
Université de Sherbrooke	CC/PR*	28	23	18	4	4		77		77
	Visa Trainees									
	TOTAL	28	23	18	4	4		77		77
Université de Montréal	CC/PR*	38	38	29	7	8		120		120
	Visa Trainees	3		2				5		5
	TOTAL	41	38	31	7	8		125		125
McGill University	CC/PR*	47	35	29	5		1	117	1	118
	Visa Trainees	12	4	7				23		23
	TOTAL	59	39	36	5		1	140	1	141
University of Ottawa	CC/PR*	22	19	21	4			66		66
	Visa Trainees	1	2	1				4	1	5
	TOTAL	23	21	22	4			70	1	71
Queen's University	CC/PR*	16	14	14				44	1	45
	Visa Trainees									
	TOTAL	16	14	14				44	1	45
University of Toronto	CC/PR*	58	58	53	11	10	2	192	7	199
	Visa Trainees	4	2	8	1			15		15
	TOTAL	62	60	61	12	10	2	207	7	214
McMaster University	CC/PR*	24	22	20	2			68		68
	Visa Trainees	3	4	4	1			12		12
	TOTAL	27	26	24	3			80		80
University of Western Ontario	CC/PR*	23	24	22	3			72		72
	Visa Trainees	4	3	5	1			13		13
	TOTAL	27	27	27	4			85		85
University of Manitoba	CC/PR*	14	14	14	2			44		44
	Visa Trainees	1		2	1			4		4
	TOTAL	15	14	16	3			48		48
University of Saskatchewan	CC/PR*	14	10	10		1		35		35
	Visa Trainees	2	3	2				7		7
	TOTAL	16	13	12		1		42		42
University of Alberta	CC/PR*	26	23	20	5			74		74
	Visa Trainees	2	3	4	1			10		10
	TOTAL	28	26	24	6			84		84
University of Calgary	CC/PR*	19	21	16	5	1		62		62
	Visa Trainees									
	TOTAL	19	21	16	5	1		62		62
University of BC	CC/PR*	42	38	30	5	2		117		117
	Visa Trainees	4	4	3	1			12		12
	TOTAL	46	42	33	6	2		129		129
Grand Total	CC/PR*	420	386	328	61	28	3	1226	9	1235
	Visa Trainees	38	29	42	6			115	1	116
	TOTAL	458	415	370	67	28	3	1341	10	1351

Table 2
INTERNAL MEDICINE
2008-09 Post-M.D. Trainees
(Regular Ministry Funded vs All Other Funding)
Faculty of Medicine Providing Post-M.D. Training
By
Rank

Faculty of Medicine Providing Post-M.D. Training		Residents						Fellows	Total	
		R-1	R-2	R-3	R-4	R-5	R-6	Sub-Total		Fellow
Memorial University	Regular Ministry Funded	13	11	5				29		29
	Non-Ministry Funded									
	TOTAL	13	11	5				29		29
Dalhousie University	Regular Ministry Funded	13	12	10				35		35
	Non-Ministry Funded	2	4	5				11		11
	TOTAL	15	16	15				46		46
Université Laval	Regular Ministry Funded	23	24	16	8	2		73		73
	Non-Ministry Funded									
	TOTAL	23	24	16	8	2		73		73
Université de Sherbrooke	Regular Ministry Funded	28	23	18	4	4		77		77
	Non-Ministry Funded									
	TOTAL	28	23	18	4	4		77		77
Université de Montréal	Regular Ministry Funded	41	38	31	7	8		125		125
	Non-Ministry Funded									
	TOTAL	41	38	31	7	8		125		125
McGill University	Regular Ministry Funded	47	36	29	5		1	118		118
	Non-Ministry Funded	12	3	7				22	1	23
	TOTAL	59	39	36	5		1	140	1	141
University of Ottawa	Regular Ministry Funded	22	20	21	4			67		67
	Non-Ministry Funded	1	1	1				3	1	4
	TOTAL	23	21	22	4			70	1	71
Queen's University	Regular Ministry Funded	16	14	14				44		44
	Non-Ministry Funded								1	1
	TOTAL	16	14	14				44	1	45
University of Toronto	Regular Ministry Funded	58	58	53	7			176		176
	Non-Ministry Funded	4	2	8	5	10	2	31	7	38
	TOTAL	62	60	61	12	10	2	207	7	214
McMaster University	Regular Ministry Funded	24	22	20	3			69		69
	Non-Ministry Funded	3	4	4				11		11
	TOTAL	27	26	24	3			80		80
University of Western Ontario	Regular Ministry Funded	23	24	22	3			72		72
	Non-Ministry Funded	4	3	5	1			13		13
	TOTAL	27	27	27	4			85		85
University of Manitoba	Regular Ministry Funded	14	14	14	2			44		44
	Non-Ministry Funded	1		2	1			4		4
	TOTAL	15	14	16	3			48		48
University of Saskatchewan	Regular Ministry Funded	9	9	8		1		27		27
	Non-Ministry Funded	7	4	4				15		15
	TOTAL	16	13	12		1		42		42
University of Alberta	Regular Ministry Funded	26	22	20	5			73		73
	Non-Ministry Funded	2	4	4	1			11		11
	TOTAL	28	26	24	6			84		84
University of Calgary	Regular Ministry Funded	19	21	16	5	1		62		62
	Non-Ministry Funded									
	TOTAL	19	21	16	5	1		62		62
University of BC	Regular Ministry Funded	42	38	30	5	2		117		117
	Non-Ministry Funded	4	4	3	1			12		12
	TOTAL	46	42	33	6	2		129		129
Grand Total	Regular Ministry Funded	418	386	327	58	18	1	1208		1208
	Non-Ministry Funded	40	29	43	9	10	2	133	10	143
	TOTAL	458	415	370	67	28	3	1341	10	1351

Table 1
MEDICAL GENETICS
2008-09 Post-M.D. Trainees
(Canadian Citizens/Permanent Residents vs Visa Trainees)
Faculty of Medicine Providing Post-M.D. Training
By
Rank

Faculty of Medicine Providing Post-M.D. Training		Residents							Fellows	Total	
		R-1	R-2	R-3	R-4	R-5	R-6	R-7	Sub-Total		Fellow
Université de Montréal	CC/PR*	2	1		2	1	1		7		7
	Visa Trainees			1					1		1
	TOTAL	2	1	1	2	1	1		8		8
McGill University	CC/PR*			1	1	1		1	4		4
	Visa Trainees			1		1			2		2
	TOTAL			2	1	2		1	6		6
University of Ottawa	CC/PR*	1	1	1	1	2			6		6
	Visa Trainees										
	TOTAL	1	1	1	1	2			6		6
University of Toronto	CC/PR*	3		1	2	1			7		7
	Visa Trainees	1							1	6	7
	TOTAL	4		1	2	1			8	6	14
University of Manitoba	CC/PR*		1		1				2		2
	Visa Trainees										
	TOTAL		1		1				2		2
University of Calgary	CC/PR*		1	1	1				3	1	4
	Visa Trainees				1				1		1
	TOTAL		1	1	2				4	1	5
University of BC	CC/PR*	1	1		3	1			6	1	7
	Visa Trainees										
	TOTAL	1	1		3	1			6	1	7
Grand Total	CC/PR*	7	5	4	11	6	1	1	35	2	37
	Visa Trainees	1		2	1	1			5	6	11
	TOTAL	8	5	6	12	7	1	1	40	8	48

Table 2
MEDICAL GENETICS
2008-09 Post-M.D. Trainees
(Regular Ministry Funded vs All Other Funding)
Faculty of Medicine Providing Post-M.D. Training
By
Rank

Faculty of Medicine Providing Post-M.D. Training		Residents							Fellows	Total	
		R-1	R-2	R-3	R-4	R-5	R-6	R-7	Sub-Total		Fellow
Université de Montréal	Regular Ministry Funded	2	1	1	2	1	1		8		8
	Non-Ministry Funded										
	TOTAL	2	1	1	2	1	1		8		8
McGill University	Regular Ministry Funded			1	1	1		1	4		4
	Non-Ministry Funded			1		1			2		2
	TOTAL			2	1	2		1	6		6
University of Ottawa	Regular Ministry Funded	1	1	1	1	2			6		6
	Non-Ministry Funded										
	TOTAL	1	1	1	1	2			6		6
University of Toronto	Regular Ministry Funded	3		1	2	1			7		7
	Non-Ministry Funded	1							1	6	7
	TOTAL	4		1	2	1			8	6	14
University of Manitoba	Regular Ministry Funded		1		1				2		2
	Non-Ministry Funded										
	TOTAL		1		1				2		2
University of Calgary	Regular Ministry Funded		1	1	1				3		3
	Non-Ministry Funded				1				1	1	2
	TOTAL		1	1	2				4	1	5
University of BC	Regular Ministry Funded	1	1		3	1			6		6
	Non-Ministry Funded									1	1
	TOTAL	1	1		3	1			6	1	7
Grand Total	Regular Ministry Funded	7	5	5	11	6	1	1	36		36
	Non-Ministry Funded	1		1	1	1			4	8	12
	TOTAL	8	5	6	12	7	1	1	40	8	48

Table 1
NEUROLOGY
2008-09 Post-M.D. Trainees
(Canadian Citizens/Permanent Residents vs Visa Trainees)
Faculty of Medicine Providing Post-M.D. Training
By Rank

Faculty of Medicine Providing Post-M.D. Training		Residents						Fellows	Total	
		R-1	R-2	R-3	R-4	R-5	R-6	Sub-Total		Fellow
Memorial University	CC/PR*	2	2	1	1			6		6
	Visa Trainees				1			1		1
	TOTAL	2	2	1	2			7		7
Dalhousie University	CC/PR*	1	1	2		1		5		5
	Visa Trainees									
	TOTAL	1	1	2		1		5		5
Université Laval	CC/PR*	3	3	3	2	2		13		13
	Visa Trainees									
	TOTAL	3	3	3	2	2		13		13
Université de Sherbrooke	CC/PR*	2	1	1	2	3		9		9
	Visa Trainees									
	TOTAL	2	1	1	2	3		9		9
Université de Montréal	CC/PR*	4	6	4	2	3	1	20		20
	Visa Trainees									
	TOTAL	4	6	4	2	3	1	20		20
McGill University	CC/PR*		2	2		3	1	8	5	13
	Visa Trainees		1		3		3	7		7
	TOTAL		3	2	3	3	4	15	5	20
University of Ottawa	CC/PR*	3	4	1	1			9	1	10
	Visa Trainees		1					1		1
	TOTAL	3	5	1	1			10	1	11
Queen's University	CC/PR*	1	1	1	1	1		5		5
	Visa Trainees									
	TOTAL	1	1	1	1	1		5		5
University of Toronto	CC/PR*	7	7	4	3	3		24	12	36
	Visa Trainees			1				1	11	12
	TOTAL	7	7	5	3	3		25	23	48
McMaster University	CC/PR*	2	1	1	1	1		6	1	7
	Visa Trainees								2	2
	TOTAL	2	1	1	1	1		6	3	9
University of Western Ontario	CC/PR*	3	2	3	1	1		10	3	13
	Visa Trainees				1	1		2	8	10
	TOTAL	3	2	3	2	2		12	11	23
University of Manitoba	CC/PR*	1	1	1		1		4		4
	Visa Trainees	1	1			2		4		4
	TOTAL	2	2	1		3		8		8
University of Saskatchewan	CC/PR*	2	1	1	1	3		8		8
	Visa Trainees									
	TOTAL	2	1	1	1	3		8		8
University of Alberta	CC/PR*	3	2	2	1	3		11	1	12
	Visa Trainees				1	1		2	8	10
	TOTAL	3	2	2	2	4		13	9	22
University of Calgary	CC/PR*	2	1	3	4	1		11	4	15
	Visa Trainees	1	1		1	1		4	10	14
	TOTAL	3	2	3	5	2		15	14	29
University of BC	CC/PR*	5	5	4	5	2		21		21
	Visa Trainees	1	1		1	1		4	11	15
	TOTAL	6	6	4	6	3		25	11	36
Grand Total	CC/PR*	41	40	34	25	28	2	170	27	197
	Visa Trainees	3	5	1	8	6	3	26	50	76
	TOTAL	44	45	35	33	34	5	196	77	273

Table 2
NEUROLOGY
2008-09 Post-M.D. Trainees
(Regular Ministry Funded vs All Other Funding)
Faculty of Medicine Providing Post-M.D. Training
By Rank

Faculty of Medicine Providing Post-M.D. Training		Residents						Fellows	Total	
		R-1	R-2	R-3	R-4	R-5	R-6	Sub-Total		Fellow
Memorial University	Regular Ministry Funded	2	2	1	2			7		7
	Non-Ministry Funded									
	TOTAL	2	2	1	2			7		7
Dalhousie University	Regular Ministry Funded	1	1	1		1		4		4
	Non-Ministry Funded			1				1		1
	TOTAL	1	1	2		1		5		5
Université Laval	Regular Ministry Funded	3	3	3	2	2		13		13
	Non-Ministry Funded									
	TOTAL	3	3	3	2	2		13		13
Université de Sherbrooke	Regular Ministry Funded	2	1	1	2	3		9		9
	Non-Ministry Funded									
	TOTAL	2	1	1	2	3		9		9
Université de Montréal	Regular Ministry Funded	4	6	4	2	3	1	20		20
	Non-Ministry Funded									
	TOTAL	4	6	4	2	3	1	20		20
McGill University	Regular Ministry Funded		3	2		3		8		8
	Non-Ministry Funded				3		4	7	5	12
	TOTAL		3	2	3	3	4	15	5	20
University of Ottawa	Regular Ministry Funded	3	4	1	1			9		9
	Non-Ministry Funded		1					1	1	2
	TOTAL	3	5	1	1			10	1	11
Queen's University	Regular Ministry Funded	1	1	1	1	1		5		5
	Non-Ministry Funded									
	TOTAL	1	1	1	1	1		5		5
University of Toronto	Regular Ministry Funded	7	7	4	3	3		24		24
	Non-Ministry Funded			1				1	23	24
	TOTAL	7	7	5	3	3		25	23	48
McMaster University	Regular Ministry Funded	2	1	1	1	1		6		6
	Non-Ministry Funded								3	3
	TOTAL	2	1	1	1	1		6	3	9
University of Western Ontario	Regular Ministry Funded	3	2	3	1	1		10		10
	Non-Ministry Funded				1	1		2	11	13
	TOTAL	3	2	3	2	2		12	11	23
University of Manitoba	Regular Ministry Funded	1	1	1		1		4		4
	Non-Ministry Funded	1	1			2		4		4
	TOTAL	2	2	1		3		8		8
University of Saskatchewan	Regular Ministry Funded	2	1	1	1	2		7		7
	Non-Ministry Funded					1		1		1
	TOTAL	2	1	1	1	3		8		8
University of Alberta	Regular Ministry Funded	3	2	2	1	3		11		11
	Non-Ministry Funded				1	1		2	9	11
	TOTAL	3	2	2	2	4		13	9	22
University of Calgary	Regular Ministry Funded	2	1	3	3			9		9
	Non-Ministry Funded	1	1		2	2		6	14	20
	TOTAL	3	2	3	5	2		15	14	29
University of BC	Regular Ministry Funded	5	5	4	5	2		21		21
	Non-Ministry Funded	1	1		1	1		4	11	15
	TOTAL	6	6	4	6	3		25	11	36
Grand Total	Regular Ministry Funded	41	41	33	25	26	1	167		167
	Non-Ministry Funded	3	4	2	8	8	4	29	77	106
	TOTAL	44	45	35	33	34	5	196	77	273

Table 1
NEUROLOGY (PEDIATRICS)
2008-09 Post-M.D. Trainees
(Canadian Citizens/Permanent Residents vs Visa Trainees)
Faculty of Medicine Providing Post-M.D. Training
By
Rank

Faculty of Medicine Providing Post-M.D. Training		Residents						Fellows	Total	
		R-1	R-2	R-3	R-4	R-5	R-6	Sub-Total		Fellow
Université de Montréal	CC/PR*	2		1				3		3
	Visa Trainees									
	TOTAL	2		1				3		3
McGill University	CC/PR*			1	2		2	5		5
	Visa Trainees		1	1		1		3		3
	TOTAL		1	2	2	1	2	8		8
University of Ottawa	CC/PR*	1	1		1			3		3
	Visa Trainees									
	TOTAL	1	1		1			3		3
University of Toronto	CC/PR*	2	2		1	2		7	2	9
	Visa Trainees				2			2	12	14
	TOTAL	2	2		3	2		9	14	23
University of Alberta	CC/PR*	1	1	2	1			5		5
	Visa Trainees									
	TOTAL	1	1	2	1			5		5
University of Calgary	CC/PR*	1	1	1	1			4		4
	Visa Trainees									
	TOTAL	1	1	1	1			4		4
University of BC	CC/PR*	2	2	2	1			7	1	8
	Visa Trainees	1						1	4	5
	TOTAL	3	2	2	1			8	5	13
Grand Total	CC/PR*	9	7	7	7	2	2	34	3	37
	Visa Trainees	1	1	1	2	1		6	16	22
	TOTAL	10	8	8	9	3	2	40	19	59

Table 2
NEUROLOGY (PEDIATRICS)
2008-09 Post-M.D. Trainees
(Regular Ministry Funded vs All Other Funding)
Faculty of Medicine Providing Post-M.D. Training
By
Rank

Faculty of Medicine Providing Post-M.D. Training		Residents						Fellows	Total	
		R-1	R-2	R-3	R-4	R-5	R-6	Sub-Total		Fellow
Université de Montréal	Regular Ministry Funded	2		1				3		3
	Non-Ministry Funded									
	TOTAL	2		1				3		3
McGill University	Regular Ministry Funded			1	2		2	5		5
	Non-Ministry Funded		1	1		1		3		3
	TOTAL		1	2	2	1	2	8		8
University of Ottawa	Regular Ministry Funded	1	1		1			3		3
	Non-Ministry Funded									
	TOTAL	1	1		1			3		3
University of Toronto	Regular Ministry Funded	2	2		1	2		7		7
	Non-Ministry Funded				2			2	14	16
	TOTAL	2	2		3	2		9	14	23
University of Alberta	Regular Ministry Funded		1	2	1			4		4
	Non-Ministry Funded	1						1		1
	TOTAL	1	1	2	1			5		5
University of Calgary	Regular Ministry Funded	1	1	1	1			4		4
	Non-Ministry Funded									
	TOTAL	1	1	1	1			4		4
University of BC	Regular Ministry Funded	2	2	2	1			7		7
	Non-Ministry Funded	1						1	5	6
	TOTAL	3	2	2	1			8	5	13
Grand Total	Regular Ministry Funded	8	7	7	7	2	2	33		33
	Non-Ministry Funded	2	1	1	2	1		7	19	26
	TOTAL	10	8	8	9	3	2	40	19	59

**Table 1
NUCLEAR MEDICINE
2008-09 Post-M.D. Trainees
(Canadian Citizens/Permanent Residents vs Visa Trainees)
Faculty of Medicine Providing Post-M.D. Training
By
Rank**

Faculty of Medicine Providing Post-M.D. Training		Residents							Total
		R-1	R-2	R-3	R-4	R-5	R-6	R-7	
Dalhousie University	CC/PR*		2			1			3
	Visa Trainees								
	TOTAL		2			1			3
Université de Sherbrooke	CC/PR*	1	2	1	1	1			6
	Visa Trainees								
	TOTAL	1	2	1	1	1			6
Université de Montréal	CC/PR*	2	2	1	4	1			10
	Visa Trainees								
	TOTAL	2	2	1	4	1			10
McGill University	CC/PR*		1	1	1	1			4
	Visa Trainees								
	TOTAL		1	1	1	1			4
University of Toronto	CC/PR*					1			1
	Visa Trainees								
	TOTAL					1			1
University of Western Ontario	CC/PR*	1	1	1	1	1			5
	Visa Trainees	1		4					5
	TOTAL	2	1	5	1	1			10
University of Manitoba	CC/PR*		1		1				2
	Visa Trainees								
	TOTAL		1		1				2
University of Alberta	CC/PR*	1	1	1	1	1	1	1	7
	Visa Trainees								
	TOTAL	1	1	1	1	1	1	1	7
University of BC	CC/PR*			1					1
	Visa Trainees					1			1
	TOTAL			1		1			2
Grand Total	CC/PR*	5	10	6	9	7	1	1	39
	Visa Trainees	1		4		1			6
	TOTAL	6	10	10	9	8	1	1	45

Table 2
NUCLEAR MEDICINE
2008-09 Post-M.D. Trainees
(Regular Ministry Funded vs All Other Funding)
Faculty of Medicine Providing Post-M.D. Training
By
Rank

Faculty of Medicine Providing Post-M.D. Training		Residents							Total
		R-1	R-2	R-3	R-4	R-5	R-6	R-7	
Dalhousie University	Regular Ministry Funded		1			1			2
	Non-Ministry Funded		1						1
	TOTAL		2			1			3
Université de Sherbrooke	Regular Ministry Funded	1	2	1	1	1			6
	Non-Ministry Funded								
	TOTAL	1	2	1	1	1			6
Université de Montréal	Regular Ministry Funded	2	2	1	4	1			10
	Non-Ministry Funded								
	TOTAL	2	2	1	4	1			10
McGill University	Regular Ministry Funded		1	1	1	1			4
	Non-Ministry Funded								
	TOTAL		1	1	1	1			4
University of Toronto	Regular Ministry Funded					1			1
	Non-Ministry Funded								
	TOTAL					1			1
University of Western Ontario	Regular Ministry Funded	1	1	1	1	1			5
	Non-Ministry Funded	1		4					5
	TOTAL	2	1	5	1	1			10
University of Manitoba	Regular Ministry Funded		1		1				2
	Non-Ministry Funded								
	TOTAL		1		1				2
University of Alberta	Regular Ministry Funded	1	1	1	1	1	1	1	7
	Non-Ministry Funded								
	TOTAL	1	1	1	1	1	1	1	7
University of BC	Regular Ministry Funded			1					1
	Non-Ministry Funded					1			1
	TOTAL			1		1			2
Grand Total	Regular Ministry Funded	5	9	6	9	7	1	1	38
	Non-Ministry Funded	1	1	4		1			7
	TOTAL	6	10	10	9	8	1	1	45

**Table 1
 OCCUPATIONAL MEDICINE
 2008-09 Post-M.D. Trainees
 (Canadian Citizens/Permanent Residents vs Visa Trainees)
 Faculty of Medicine Providing Post-M.D. Training
 By
 Rank**

Faculty of Medicine Providing Post-M.D. Training		Residents		Total
		R-4	R-5	
University of Toronto	CC/PR*		2	2
	Visa Trainees			
	TOTAL		2	2
University of Alberta	CC/PR*	2	1	3
	Visa Trainees	2		2
	TOTAL	4	1	5
Grand Total	CC/PR*	2	3	5
	Visa Trainees	2		2
	TOTAL	4	3	7

**Table 2
 OCCUPATIONAL MEDICINE
 2008-09 Post-M.D. Trainees
 (Regular Ministry Funded vs All Other Funding)
 Faculty of Medicine Providing Post-M.D. Training
 By
 Rank**

Faculty of Medicine Providing Post-M.D. Training		Residents		Total
		R-4	R-5	
University of Toronto	Regular Ministry Funded		2	2
	Non-Ministry Funded			
	TOTAL		2	2
University of Alberta	Regular Ministry Funded	2	1	3
	Non-Ministry Funded	2		2
	TOTAL	4	1	5
Grand Total	Regular Ministry Funded	2	3	5
	Non-Ministry Funded	2		2
	TOTAL	4	3	7

**Table 1
PEDIATRICS
2008-09 Post-M.D. Trainees
(Canadian Citizens/Permanent Residents vs Visa Trainees)
Faculty of Medicine Providing Post-M.D. Training
By
Rank**

Faculty of Medicine Providing Post-M.D. Training		Residents						Sub-Total	Fellows	Total
		R-1	R-2	R-3	R-4	R-5	R-6		Fellow	
Memorial University	CC/PR*	6	6	7	5			24		24
	Visa Trainees									
	TOTAL	6	6	7	5			24		24
Dalhousie University	CC/PR*	5	6	4	1			16		16
	Visa Trainees	3						3		3
	TOTAL	8	6	4	1			19		19
Université Laval	CC/PR*	6	5	5	2			18		18
	Visa Trainees								1	1
	TOTAL	6	5	5	2			18	1	19
Université de Sherbrooke	CC/PR*	5	4	5	3	2		19		19
	Visa Trainees								1	1
	TOTAL	5	4	5	3	2		19	1	20
Université de Montréal	CC/PR*	7	7	8	4	4		30		30
	Visa Trainees	1						1		1
	TOTAL	8	7	8	4	4		31		31
McGill University	CC/PR*	6	4	5	4	2	1	22	1	23
	Visa Trainees	6	6	6				18		18
	TOTAL	12	10	11	4	2	1	40	1	41
University of Ottawa	CC/PR*	11	10	9	9			39		39
	Visa Trainees			1				1		1
	TOTAL	11	10	10	9			40		40
Queen's University	CC/PR*	5	4	5	5			19		19
	Visa Trainees									
	TOTAL	5	4	5	5			19		19
University of Toronto	CC/PR*	18	21	13	7		2	61	6	67
	Visa Trainees	2	2	2	1			7	9	16
	TOTAL	20	23	15	8		2	68	15	83
McMaster University	CC/PR*	11	11	9	4			35		35
	Visa Trainees	2	4	2	1			9	6	15
	TOTAL	13	15	11	5			44	6	50
University of Western Ontario	CC/PR*	7	8	8	4			27		27
	Visa Trainees									
	TOTAL	7	8	8	4			27		27
University of Manitoba	CC/PR*	7	7	7	3			24		24
	Visa Trainees	1	2	2	1			6		6
	TOTAL	8	9	9	4			30		30
University of Saskatchewan	CC/PR*	8	6	3				17		17
	Visa Trainees	1		1				2		2
	TOTAL	9	6	4				19		19
University of Alberta	CC/PR*	8	7	7	6			28	1	29
	Visa Trainees								3	3
	TOTAL	8	7	7	6			28	4	32
University of Calgary	CC/PR*	10	12	9	8			39		39
	Visa Trainees			4	1			5	2	7
	TOTAL	10	12	13	9			44	2	46
University of BC	CC/PR*	13	11	12	6	1		43		43
	Visa Trainees		1		1			2	1	3
	TOTAL	13	12	12	7	1		45	1	46
Grand Total	CC/PR*	133	129	116	71	9	3	461	8	469
	Visa Trainees	16	15	18	5			54	23	77
	TOTAL	149	144	134	76	9	3	515	31	546

**Table 2
PEDIATRICS
2008-09 Post-M.D. Trainees
(Regular Ministry Funded vs All Other Funding)
Faculty of Medicine Providing Post-M.D. Training
By
Rank**

Faculty of Medicine Providing Post-M.D. Training		Residents						Sub-Total	Fellows	Total
		R-1	R-2	R-3	R-4	R-5	R-6		Fellow	
Memorial University	Regular Ministry Funded	6	6	7	5			24		24
	Non-Ministry Funded									
	TOTAL	6	6	7	5			24		24
Dalhousie University	Regular Ministry Funded	4	6	4	1			15		15
	Non-Ministry Funded	4						4		4
	TOTAL	8	6	4	1			19		19
Université Laval	Regular Ministry Funded	6	5	5	2			18		18
	Non-Ministry Funded								1	1
	TOTAL	6	5	5	2			18	1	19
Université de Sherbrooke	Regular Ministry Funded	5	4	5	3	2		19		19
	Non-Ministry Funded								1	1
	TOTAL	5	4	5	3	2		19	1	20
Université de Montréal	Regular Ministry Funded	8	7	8	4	4		31		31
	Non-Ministry Funded									
	TOTAL	8	7	8	4	4		31		31
McGill University	Regular Ministry Funded	6	5	5	3	2	1	22		22
	Non-Ministry Funded	6	5	6	1			18	1	19
	TOTAL	12	10	11	4	2	1	40	1	41
University of Ottawa	Regular Ministry Funded	11	10	9	9			39		39
	Non-Ministry Funded			1				1		1
	TOTAL	11	10	10	9			40		40
Queen's University	Regular Ministry Funded	5	4	5	5			19		19
	Non-Ministry Funded									
	TOTAL	5	4	5	5			19		19
University of Toronto	Regular Ministry Funded	18	21	13	5			57		57
	Non-Ministry Funded	2	2	2	3		2	11	15	26
	TOTAL	20	23	15	8		2	68	15	83
McMaster University	Regular Ministry Funded	11	11	10	4			36		36
	Non-Ministry Funded	2	4	1	1			8	6	14
	TOTAL	13	15	11	5			44	6	50
University of Western Ontario	Regular Ministry Funded	7	8	8	4			27		27
	Non-Ministry Funded									
	TOTAL	7	8	8	4			27		27
University of Manitoba	Regular Ministry Funded	7	7	7	3			24		24
	Non-Ministry Funded	1	2	2	1			6		6
	TOTAL	8	9	9	4			30		30
University of Saskatchewan	Regular Ministry Funded	7	5	3				15		15
	Non-Ministry Funded	2	1	1				4		4
	TOTAL	9	6	4				19		19
University of Alberta	Regular Ministry Funded	8	7	7	6			28		28
	Non-Ministry Funded								4	4
	TOTAL	8	7	7	6			28	4	32
University of Calgary	Regular Ministry Funded	10	11	9	9			39		39
	Non-Ministry Funded		1	4				5	2	7
	TOTAL	10	12	13	9			44	2	46
University of BC	Regular Ministry Funded	13	11	12	6	1		43		43
	Non-Ministry Funded		1	1	1			2	1	3
	TOTAL	13	12	12	7	1		45	1	46
Grand Total	Regular Ministry Funded	132	128	117	69	9	1	456		456
	Non-Ministry Funded	17	16	17	7		2	59	31	90
	TOTAL	149	144	134	76	9	3	515	31	546

Table 1
PHYSICAL MEDICINE AND REHABILITATION
2008-09 Post-M.D. Trainees
(Canadian Citizens/Permanent Residents vs Visa Trainees)
Faculty of Medicine Providing Post-M.D. Training
By
Rank

Faculty of Medicine Providing Post-M.D. Training		Residents						Fellows	Total
		R-1	R-2	R-3	R-4	R-5	Sub-Total	Fellow	
Dalhousie University	CC/PR*	2	1	2	1		6		6
	Visa Trainees								
	TOTAL	2	1	2	1		6		6
Université Laval	CC/PR*	2	1	1	1		5		5
	Visa Trainees								
	TOTAL	2	1	1	1		5		5
Université de Montréal	CC/PR*	2	2	1	3	2	10		10
	Visa Trainees								
	TOTAL	2	2	1	3	2	10		10
University of Ottawa	CC/PR*	2	1	2	1	2	8	1	9
	Visa Trainees								
	TOTAL	2	1	2	1	2	8	1	9
Queen's University	CC/PR*		1				1		1
	Visa Trainees								
	TOTAL		1				1		1
University of Toronto	CC/PR*	3	4	4	3	2	16		16
	Visa Trainees							2	2
	TOTAL	3	4	4	3	2	16	2	18
McMaster University	CC/PR*	3	3	1	1	2	10		10
	Visa Trainees				1		1		1
	TOTAL	3	3	1	2	2	11		11
University of Western Ontario	CC/PR*	1	2	1	1		5		5
	Visa Trainees							1	1
	TOTAL	1	2	1	1		5	1	6
University of Manitoba	CC/PR*	1	1	1		3	6		6
	Visa Trainees	1				1	2		2
	TOTAL	2	1	1		4	8		8
University of Saskatchewan	CC/PR*	1	2		1		4		4
	Visa Trainees								
	TOTAL	1	2		1		4		4
University of Alberta	CC/PR*	2	3	3	3		11		11
	Visa Trainees								
	TOTAL	2	3	3	3		11		11
University of Calgary	CC/PR*	2	2	1	1	3	9		9
	Visa Trainees								
	TOTAL	2	2	1	1	3	9		9
University of BC	CC/PR*	2	2	3	1	2	10		10
	Visa Trainees								
	TOTAL	2	2	3	1	2	10		10
Grand Total	CC/PR*	23	25	20	17	16	101	1	102
	Visa Trainees	1			1	1	3	3	6
	TOTAL	24	25	20	18	17	104	4	108

Table 2
PHYSICAL MEDICINE AND REHABILITATION
2008-09 Post-M.D. Trainees
(Regular Ministry Funded vs All Other Funding)
Faculty of Medicine Providing Post-M.D. Training
By Rank

Faculty of Medicine Providing Post-M.D. Training		Residents					Sub-Total	Fellows	Total
		R-1	R-2	R-3	R-4	R-5		Fellow	
Dalhousie University	Regular Ministry Funded	2	1	2	1		6		6
	Non-Ministry Funded								
	TOTAL	2	1	2	1		6		6
Université Laval	Regular Ministry Funded	2	1	1	1		5		5
	Non-Ministry Funded								
	TOTAL	2	1	1	1		5		5
Université de Montréal	Regular Ministry Funded	2	2	1	3	2	10		10
	Non-Ministry Funded								
	TOTAL	2	2	1	3	2	10		10
University of Ottawa	Regular Ministry Funded	2	1	2	1	2	8		8
	Non-Ministry Funded							1	1
	TOTAL	2	1	2	1	2	8	1	9
Queen's University	Regular Ministry Funded		1				1		1
	Non-Ministry Funded								
	TOTAL		1				1		1
University of Toronto	Regular Ministry Funded	3	4	4	3	2	16		16
	Non-Ministry Funded							2	2
	TOTAL	3	4	4	3	2	16	2	18
McMaster University	Regular Ministry Funded	3	3	1	1	2	10		10
	Non-Ministry Funded				1		1		1
	TOTAL	3	3	1	2	2	11		11
University of Western Ontario	Regular Ministry Funded	1	2	1	1		5		5
	Non-Ministry Funded							1	1
	TOTAL	1	2	1	1		5	1	6
University of Manitoba	Regular Ministry Funded		1	1		2	4		4
	Non-Ministry Funded	2				2	4		4
	TOTAL	2	1	1		4	8		8
University of Saskatchewan	Regular Ministry Funded	1	2		1		4		4
	Non-Ministry Funded								
	TOTAL	1	2		1		4		4
University of Alberta	Regular Ministry Funded	2	3	3	3		11		11
	Non-Ministry Funded								
	TOTAL	2	3	3	3		11		11
University of Calgary	Regular Ministry Funded	2	2		1	3	8		8
	Non-Ministry Funded			1			1		1
	TOTAL	2	2	1	1	3	9		9
University of BC	Regular Ministry Funded	2	2	3	1	2	10		10
	Non-Ministry Funded								
	TOTAL	2	2	3	1	2	10		10
Grand Total	Regular Ministry Funded	22	25	19	17	15	98		98
	Non-Ministry Funded	2		1	1	2	6	4	10
	TOTAL	24	25	20	18	17	104	4	108

**Table 1
PSYCHIATRY
2008-09 Post-M.D. Trainees
(Canadian Citizens/Permanent Residents vs Visa Trainees)
Faculty of Medicine Providing Post-M.D. Training
By
Rank**

Faculty of Medicine Providing Post-M.D. Training		Residents						Sub-Total	Fellows	Total
		R-1	R-2	R-3	R-4	R-5	R-6		Fellow	
Memorial University	CC/PR*	5	5	3	3	9		25		25
	Visa Trainees									
	TOTAL	5	5	3	3	9		25		25
Dalhousie University	CC/PR*	7	7	10	4	7		35	2	37
	Visa Trainees									
	TOTAL	7	7	10	4	7		35	2	37
Université Laval	CC/PR*	9	13	10	11	13	2	58		58
	Visa Trainees									
	TOTAL	9	13	10	11	13	2	58		58
Université de Sherbrooke	CC/PR*	6	11	8	7	6	1	39		39
	Visa Trainees									
	TOTAL	6	11	8	7	6	1	39		39
Université de Montréal	CC/PR*	12	11	17	11	11	1	63		63
	Visa Trainees									
	TOTAL	12	11	17	11	11	1	63		63
McGill University	CC/PR*	11	6	11	6	5	2	41		41
	Visa Trainees		4	2	2			8		8
	TOTAL	11	10	13	8	5	2	49		49
University of Ottawa	CC/PR*	8	10	6	9	5		38	6	44
	Visa Trainees		1		1			2	2	4
	TOTAL	8	11	6	10	5		40	8	48
Queen's University	CC/PR*	6	6	4	4	2		22		22
	Visa Trainees				1			1	2	3
	TOTAL	6	6	4	5	2		23	2	25
University of Toronto	CC/PR*	30	33	25	22	25		135	10	145
	Visa Trainees	3	2					5	17	22
	TOTAL	33	35	25	22	25		140	27	167
McMaster University	CC/PR*	7	6	9	6	8		36	3	39
	Visa Trainees								2	2
	TOTAL	7	6	9	6	8		36	5	41
University of Western Ontario	CC/PR*	4	5	4	8	5		26		26
	Visa Trainees				2	2		4	1	5
	TOTAL	4	5	4	10	7		30	1	31
University of Manitoba	CC/PR*	7	6	6	7	4		30		30
	Visa Trainees									
	TOTAL	7	6	6	7	4		30		30
University of Saskatchewan	CC/PR*	5	2	3	6	3		19		19
	Visa Trainees									
	TOTAL	5	2	3	6	3		19		19
University of Alberta	CC/PR*	10	9	9	9	8		45		45
	Visa Trainees				2	1		3		3
	TOTAL	10	9	9	11	9		48		48
University of Calgary	CC/PR*	6	6	7	6	6		31	1	32
	Visa Trainees								1	1
	TOTAL	6	6	7	6	6		31	2	33
University of BC	CC/PR*	16	16	16	12	10		70	1	71
	Visa Trainees								6	6
	TOTAL	16	16	16	12	10		70	7	77
Grand Total	CC/PR*	149	152	148	131	127	6	713	23	736
	Visa Trainees	3	7	2	8	3		23	31	54
	TOTAL	152	159	150	139	130	6	736	54	790

Table 2
PSYCHIATRY
2008-09 Post-M.D. Trainees
(Regular Ministry Funded vs All Other Funding)
Faculty of Medicine Providing Post-M.D. Training
By
Rank

Faculty of Medicine Providing Post-M.D. Training		Residents						Sub-Total	Fellows	Total
		R-1	R-2	R-3	R-4	R-5	R-6		Fellow	
Memorial University	Regular Ministry Funded	5	5	3	3	9		25		25
	Non-Ministry Funded									
	TOTAL	5	5	3	3	9		25		25
Dalhousie University	Regular Ministry Funded	6	7	9	2	7		31		31
	Non-Ministry Funded	1		1	2			4	2	6
	TOTAL	7	7	10	4	7		35	2	37
Université Laval	Regular Ministry Funded	9	13	10	11	13	1	57		57
	Non-Ministry Funded						1	1		1
	TOTAL	9	13	10	11	13	2	58		58
Université de Sherbrooke	Regular Ministry Funded	6	11	8	7	6	1	39		39
	Non-Ministry Funded									
	TOTAL	6	11	8	7	6	1	39		39
Université de Montréal	Regular Ministry Funded	12	11	17	11	11	1	63		63
	Non-Ministry Funded									
	TOTAL	12	11	17	11	11	1	63		63
McGill University	Regular Ministry Funded	11	7	11	7	5	2	43		43
	Non-Ministry Funded		3	2	1			6		6
	TOTAL	11	10	13	8	5	2	49		49
University of Ottawa	Regular Ministry Funded	8	10	6	8	3		35		35
	Non-Ministry Funded		1		2	2		5	8	13
	TOTAL	8	11	6	10	5		40	8	48
Queen's University	Regular Ministry Funded	6	6	4	4	2		22		22
	Non-Ministry Funded				1			1	2	3
	TOTAL	6	6	4	5	2		23	2	25
University of Toronto	Regular Ministry Funded	30	33	9	19	23		114		114
	Non-Ministry Funded	3	2	16	3	2		26	27	53
	TOTAL	33	35	25	22	25		140	27	167
McMaster University	Regular Ministry Funded	7	6	9	6	8		36		36
	Non-Ministry Funded								5	5
	TOTAL	7	6	9	6	8		36	5	41
University of Western Ontario	Regular Ministry Funded	4	4	4	8	5		25		25
	Non-Ministry Funded		1		2	2		5	1	6
	TOTAL	4	5	4	10	7		30	1	31
University of Manitoba	Regular Ministry Funded	6	6	6	7	4		29		29
	Non-Ministry Funded	1						1		1
	TOTAL	7	6	6	7	4		30		30
University of Saskatchewan	Regular Ministry Funded	5	2	2	3	3		15		15
	Non-Ministry Funded			1	3			4		4
	TOTAL	5	2	3	6	3		19		19
University of Alberta	Regular Ministry Funded	10	9	8	9	8		44		44
	Non-Ministry Funded			1	2	1		4		4
	TOTAL	10	9	9	11	9		48		48
University of Calgary	Regular Ministry Funded	6	5	6	6	6		29		29
	Non-Ministry Funded		1	1				2	2	4
	TOTAL	6	6	7	6	6		31	2	33
University of BC	Regular Ministry Funded	16	16	16	12	9		69		69
	Non-Ministry Funded					1		1	7	8
	TOTAL	16	16	16	12	10		70	7	77
Grand Total	Regular Ministry Funded	147	151	128	123	122	5	676		676
	Non-Ministry Funded	5	8	22	16	8	1	60	54	114
	TOTAL	152	159	150	139	130	6	736	54	790

Table 1
RADIATION ONCOLOGY
2008-09 Post-M.D. Trainees
(Canadian Citizens/Permanent Residents vs Visa Trainees)
Faculty of Medicine Providing Post-M.D. Training
By
Rank

Faculty of Medicine Providing Post-M.D. Training		Residents						Sub-Total	Fellows	Total
		R-1	R-2	R-3	R-4	R-5	R-6		Fellow	
Dalhousie University	CC/PR*	1	2	1	1	1		6		6
	Visa Trainees									
	TOTAL	1	2	1	1	1		6		6
Université Laval	CC/PR*	2	2	2	3	4	1	14		14
	Visa Trainees								1	1
	TOTAL	2	2	2	3	4	1	14	1	15
Université de Montréal	CC/PR*	2	2	5	5	7		21		21
	Visa Trainees									
	TOTAL	2	2	5	5	7		21		21
McGill University	CC/PR*		3	4	4	4		15		15
	Visa Trainees	1		1	1	1	1	5		5
	TOTAL	1	3	5	5	5	1	20		20
University of Ottawa	CC/PR*	2	2	1	4			9	1	10
	Visa Trainees	1	2					3		3
	TOTAL	3	4	1	4			12	1	13
Queen's University	CC/PR*	2	2	3	2			9		9
	Visa Trainees									
	TOTAL	2	2	3	2			9		9
University of Toronto	CC/PR*	5	5	3	4	5		22	9	31
	Visa Trainees		1	1				2	20	22
	TOTAL	5	6	4	4	5		24	29	53
McMaster University	CC/PR*	2	2	2	2	6		14		14
	Visa Trainees									
	TOTAL	2	2	2	2	6		14		14
University of Western Ontario	CC/PR*	2		2		3		7		7
	Visa Trainees									
	TOTAL	2		2		3		7		7
University of Manitoba	CC/PR*	1	2	1			1	5		5
	Visa Trainees					2		2		2
	TOTAL	1	2	1		2	1	7		7
University of Alberta	CC/PR*	2	2	2	3	2		11	2	13
	Visa Trainees		1	1				2	2	4
	TOTAL	2	3	3	3	2		13	4	17
University of Calgary	CC/PR*		2	2		2		6	1	7
	Visa Trainees								1	1
	TOTAL		2	2		2		6	2	8
University of BC	CC/PR*	2	3	1	3	3		12	2	14
	Visa Trainees								5	5
	TOTAL	2	3	1	3	3		12	7	19
Grand Total	CC/PR*	23	29	29	31	37	2	151	15	166
	Visa Trainees	2	4	3	1	3	1	14	29	43
	TOTAL	25	33	32	32	40	3	165	44	209

**Table 2
RADIATION ONCOLOGY
2008-09 Post-M.D. Trainees
(Regular Ministry Funded vs All Other Funding)
Faculty of Medicine Providing Post-M.D. Training
By
Rank**

Faculty of Medicine Providing Post-M.D. Training		Residents						Sub-Total	Fellows	Total
		R-1	R-2	R-3	R-4	R-5	R-6		Fellow	
Dalhousie University	Regular Ministry Funded	1	2		1	1		5		5
	Non-Ministry Funded			1				1		1
	TOTAL	1	2	1	1	1		6		6
Université Laval	Regular Ministry Funded	2	2	2	3	4	1	14		14
	Non-Ministry Funded								1	1
	TOTAL	2	2	2	3	4	1	14	1	15
Université de Montréal	Regular Ministry Funded	2	2	5	5	7		21		21
	Non-Ministry Funded									
	TOTAL	2	2	5	5	7		21		21
McGill University	Regular Ministry Funded		3	4	4	4		15		15
	Non-Ministry Funded	1		1	1	1	1	5		5
	TOTAL	1	3	5	5	5	1	20		20
University of Ottawa	Regular Ministry Funded	2	2	1	4			9		9
	Non-Ministry Funded	1	2					3	1	4
	TOTAL	3	4	1	4			12	1	13
Queen's University	Regular Ministry Funded	2	2	3	2			9		9
	Non-Ministry Funded									
	TOTAL	2	2	3	2			9		9
University of Toronto	Regular Ministry Funded	5	5	3	4	5		22		22
	Non-Ministry Funded		1	1				2	29	31
	TOTAL	5	6	4	4	5		24	29	53
McMaster University	Regular Ministry Funded	2	2	2	2	6		14		14
	Non-Ministry Funded									
	TOTAL	2	2	2	2	6		14		14
University of Western Ontario	Regular Ministry Funded	2		2		3		7		7
	Non-Ministry Funded									
	TOTAL	2		2		3		7		7
University of Manitoba	Regular Ministry Funded	1	2	1			1	5		5
	Non-Ministry Funded					2		2		2
	TOTAL	1	2	1		2	1	7		7
University of Alberta	Regular Ministry Funded	2	2	2	2	2		10		10
	Non-Ministry Funded		1	1	1			3	4	7
	TOTAL	2	3	3	3	2		13	4	17
University of Calgary	Regular Ministry Funded		2	2		2		6		6
	Non-Ministry Funded								2	2
	TOTAL		2	2		2		6	2	8
University of BC	Regular Ministry Funded	2	3	1	3	3		12		12
	Non-Ministry Funded								7	7
	TOTAL	2	3	1	3	3		12	7	19
Grand Total	Regular Ministry Funded	23	29	28	30	37	2	149		149
	Non-Ministry Funded	2	4	4	2	3	1	16	44	60
	TOTAL	25	33	32	32	40	3	165	44	209

**Table 1
 LAB MEDICINE (UNDIFFERENTIATED)
 2008-09 Post-M.D. Trainees
 (Canadian Citizens/Permanent Residents vs Visa Trainees)
 Faculty of Medicine Providing Post-M.D. Training
 By
 Rank**

Faculty of Medicine Providing Post-M.D. Training		Residents	Total
		R-1	
Dalhousie University	CC/PR*	3	3
	Visa Trainees		
	TOTAL	3	3
Queen's University	CC/PR*	3	3
	Visa Trainees		
	TOTAL	3	3
Grand Total	CC/PR*	6	6
	Visa Trainees		
	TOTAL	6	6

Table 2
LAB MEDICINE (UNDIFFERENTIATED)
2008-09 Post-M.D. Trainees
(Regular Ministry Funded vs All Other Funding)
Faculty of Medicine Providing Post-M.D. Training
By
Rank

Faculty of Medicine Providing Post-M.D. Training		Residents	Total
		R-1	
Dalhousie University	Regular Ministry Funded	3	3
	Non-Ministry Funded		
	TOTAL	3	3
Queen's University	Regular Ministry Funded	3	3
	Non-Ministry Funded		
	TOTAL	3	3
Grand Total	Regular Ministry Funded	6	6
	Non-Ministry Funded		
	TOTAL	6	6

Table 1
ANATOMICAL PATHOLOGY
2008-09 Post-M.D. Trainees
(Canadian Citizens/Permanent Residents vs Visa Trainees)
Faculty of Medicine Providing Post-M.D. Training
By
Rank

Faculty of Medicine Providing Post-M.D. Training		Residents						Sub-Total	Fellows	Total
		R-1	R-2	R-3	R-4	R-5	R-6		Fellow	
Memorial University	CC/PR*	2	2	1		3		8		8
	Visa Trainees									
	TOTAL	2	2	1		3		8		8
Dalhousie University	CC/PR*		2	1	2	3		8		8
	Visa Trainees									
	TOTAL		2	1	2	3		8		8
Université Laval	CC/PR*	1	2	3	4	1		11		11
	Visa Trainees									
	TOTAL	1	2	3	4	1		11		11
Université de Sherbrooke	CC/PR*	1	2					3		3
	Visa Trainees									
	TOTAL	1	2					3		3
Université de Montréal	CC/PR*		3	3	1	5		12		12
	Visa Trainees									
	TOTAL		3	3	1	5		12		12
McGill University	CC/PR*	3	4	3	3	2	2	17		17
	Visa Trainees				1	3		4		4
	TOTAL	3	4	3	4	5	2	21		21
University of Ottawa	CC/PR*	2	1	3	4	1		11		11
	Visa Trainees								1	1
	TOTAL	2	1	3	4	1		11	1	12
Queen's University	CC/PR*		3	2		3		8	2	10
	Visa Trainees									
	TOTAL		3	2		3		8	2	10
University of Toronto	CC/PR*	8	13	6	4	11		42	6	48
	Visa Trainees			1				1	13	14
	TOTAL	8	13	7	4	11		43	19	62
McMaster University	CC/PR*	1	4	3	3	4		15		15
	Visa Trainees				1			1	1	2
	TOTAL	1	4	3	4	4		16	1	17
University of Western Ontario	CC/PR*	2	1	2	2	2		9	2	11
	Visa Trainees			1				1		1
	TOTAL	2	1	3	2	2		10	2	12
University of Manitoba	CC/PR*	2	1	2	1			6		6
	Visa Trainees			1	1			2		2
	TOTAL	2	1	3	2			8		8
University of Alberta	CC/PR*	2	5	2	1	1		11	1	12
	Visa Trainees									
	TOTAL	2	5	2	1	1		11	1	12
University of Calgary	CC/PR*	3	4	4		3		14		14
	Visa Trainees								3	3
	TOTAL	3	4	4		3		14	3	17
University of BC	CC/PR*	5	3	2	3	2		15	1	16
	Visa Trainees				3			3	1	4
	TOTAL	5	3	2	6	2		18	2	20
Grand Total	CC/PR*	32	50	37	28	41	2	190	12	202
	Visa Trainees			3	6	3		12	19	31
	TOTAL	32	50	40	34	44	2	202	31	233

Table 2
ANATOMICAL PATHOLOGY
2008-09 Post-M.D. Trainees
(Regular Ministry Funded vs All Other Funding)
Faculty of Medicine Providing Post-M.D. Training
By Rank

Faculty of Medicine Providing Post-M.D. Training		Residents						Sub-Total	Fellows	
		R-1	R-2	R-3	R-4	R-5	R-6		Fellow	Total
Memorial University	Regular Ministry Funded	2	2	1		3		8		8
	Non-Ministry Funded									
	TOTAL	2	2	1		3		8		8
Dalhousie University	Regular Ministry Funded		2	1	2	3		8		8
	Non-Ministry Funded									
	TOTAL		2	1	2	3		8		8
Université Laval	Regular Ministry Funded	1	2	3	4	1		11		11
	Non-Ministry Funded									
	TOTAL	1	2	3	4	1		11		11
Université de Sherbrooke	Regular Ministry Funded	1	2					3		3
	Non-Ministry Funded									
	TOTAL	1	2					3		3
Université de Montréal	Regular Ministry Funded		3	3	1	5		12		12
	Non-Ministry Funded									
	TOTAL		3	3	1	5		12		12
McGill University	Regular Ministry Funded	3	4	3	4	2	2	18		18
	Non-Ministry Funded					3		3		3
	TOTAL	3	4	3	4	5	2	21		21
University of Ottawa	Regular Ministry Funded	2	1	3	4	1		11		11
	Non-Ministry Funded								1	1
	TOTAL	2	1	3	4	1		11	1	12
Queen's University	Regular Ministry Funded		3	2		3		8		8
	Non-Ministry Funded								2	2
	TOTAL		3	2		3		8	2	10
University of Toronto	Regular Ministry Funded	8	13	6	4	11		42		42
	Non-Ministry Funded			1				1	19	20
	TOTAL	8	13	7	4	11		43	19	62
McMaster University	Regular Ministry Funded	1	4	3	3	4		15		15
	Non-Ministry Funded				1			1	1	2
	TOTAL	1	4	3	4	4		16	1	17
University of Western Ontario	Regular Ministry Funded	2	1	2	2	2		9		9
	Non-Ministry Funded			1				1	2	3
	TOTAL	2	1	3	2	2		10	2	12
University of Manitoba	Regular Ministry Funded	2	1	2	1			6		6
	Non-Ministry Funded			1	1			2		2
	TOTAL	2	1	3	2			8		8
University of Alberta	Regular Ministry Funded	2	5	2	1	1		11		11
	Non-Ministry Funded								1	1
	TOTAL	2	5	2	1	1		11	1	12
University of Calgary	Regular Ministry Funded	3	4	4		3		14		14
	Non-Ministry Funded								3	3
	TOTAL	3	4	4		3		14	3	17
University of BC	Regular Ministry Funded	5	3	2	2	2		14		14
	Non-Ministry Funded				4			4	2	6
	TOTAL	5	3	2	6	2		18	2	20
Grand Total	Regular Ministry Funded	32	50	37	28	41	2	190		190
	Non-Ministry Funded			3	6	3		12	31	43
	TOTAL	32	50	40	34	44	2	202	31	233

**Table 1
GENERAL PATHOLOGY
2008-09 Post-M.D. Trainees
(Canadian Citizens/Permanent Residents vs Visa Trainees)
Faculty of Medicine Providing Post-M.D. Training
By
Rank**

Faculty of Medicine Providing Post-M.D. Training		Residents						Fellows	Total
		R-1	R-2	R-3	R-4	R-5	Sub-Total	Fellow	
Dalhousie University	CC/PR*		1	1	1	3	6		6
	Visa Trainees								
	TOTAL		1	1	1	3	6		6
University of Toronto	CC/PR*	2			1		3		3
	Visa Trainees								
	TOTAL	2			1		3		3
McMaster University	CC/PR*		2	1			3	1	4
	Visa Trainees							1	1
	TOTAL		2	1			3	2	5
University of Western Ontario	CC/PR*		2				2		2
	Visa Trainees								
	TOTAL		2				2		2
University of Manitoba	CC/PR*					1	1		1
	Visa Trainees								
	TOTAL					1	1		1
University of Saskatchewan	CC/PR*	1	1		2	1	5		5
	Visa Trainees				1		1		1
	TOTAL	1	1		3	1	6		6
University of Alberta	CC/PR*			1		1	2		2
	Visa Trainees								
	TOTAL			1		1	2		2
University of BC	CC/PR*		1	1	2	2	6		6
	Visa Trainees							1	1
	TOTAL		1	1	2	2	6	1	7
Grand Total	CC/PR*	3	7	4	6	8	28	1	29
	Visa Trainees				1		1	2	3
	TOTAL	3	7	4	7	8	29	3	32

Table 2
GENERAL PATHOLOGY
2008-09 Post-M.D. Trainees
(Regular Ministry Funded vs All Other Funding)
Faculty of Medicine Providing Post-M.D. Training
By
Rank

Faculty of Medicine Providing Post-M.D. Training		Residents					Sub-Total	Fellows	Total
		R-1	R-2	R-3	R-4	R-5		Fellow	
Dalhousie University	Regular Ministry Funded		1	1	1	3	6		6
	Non-Ministry Funded								
	TOTAL		1	1	1	3	6		6
University of Toronto	Regular Ministry Funded	2			1		3		3
	Non-Ministry Funded								
	TOTAL	2			1		3		3
McMaster University	Regular Ministry Funded		2	1			3		3
	Non-Ministry Funded							2	2
	TOTAL		2	1			3	2	5
University of Western Ontario	Regular Ministry Funded		2				2		2
	Non-Ministry Funded								
	TOTAL		2				2		2
University of Manitoba	Regular Ministry Funded					1	1		1
	Non-Ministry Funded								
	TOTAL					1	1		1
University of Saskatchewan	Regular Ministry Funded	1	1		2	1	5		5
	Non-Ministry Funded				1		1		1
	TOTAL	1	1		3	1	6		6
University of Alberta	Regular Ministry Funded			1		1	2		2
	Non-Ministry Funded								
	TOTAL			1		1	2		2
University of BC	Regular Ministry Funded		1	1	2	2	6		6
	Non-Ministry Funded							1	1
	TOTAL		1	1	2	2	6	1	7
Grand Total	Regular Ministry Funded	3	7	4	6	8	28		28
	Non-Ministry Funded				1		1	3	4
	TOTAL	3	7	4	7	8	29	3	32

**Table 1
 HEMATOLOGICAL PATHOLOGY
 2008-09 Post-M.D. Trainees
 (Canadian Citizens/Permanent Residents vs Visa Trainees)
 Faculty of Medicine Providing Post-M.D. Training
 By
 Rank**

Faculty of Medicine Providing Post-M.D. Training		Residents						Fellows	Total
		R-1	R-2	R-3	R-4	R-6	Sub-Total	Fellow	
Dalhousie University	CC/PR*		1	1	1		3		3
	Visa Trainees		1				1		1
	TOTAL		2	1	1		4		4
University of Ottawa	CC/PR*	1		1	1		3		3
	Visa Trainees		1	1	1		3		3
	TOTAL	1	1	2	2		6		6
University of Toronto	CC/PR*		1	1		1	3		3
	Visa Trainees							1	1
	TOTAL		1	1		1	3	1	4
University of Alberta	CC/PR*		1	2	1		4		4
	Visa Trainees		1				1		1
	TOTAL		2	2	1		5		5
University of BC	CC/PR*		1	1			2	2	4
	Visa Trainees		1				1	1	2
	TOTAL		2	1			3	3	6
Grand Total	CC/PR*	1	4	6	3	1	15	2	17
	Visa Trainees		4	1	1		6	2	8
	TOTAL	1	8	7	4	1	21	4	25

**Table 2
 HEMATOLOGICAL PATHOLOGY
 2008-09 Post-M.D. Trainees
 (Regular Ministry Funded vs All Other Funding)
 Faculty of Medicine Providing Post-M.D. Training
 By
 Rank**

Faculty of Medicine Providing Post-M.D. Training		Residents					Sub-Total	Fellows	Total
		R-1	R-2	R-3	R-4	R-6		Fellow	
Dalhousie University	Regular Ministry Funded		1	1	1		3		3
	Non-Ministry Funded		1				1		1
	TOTAL		2	1	1		4		4
University of Ottawa	Regular Ministry Funded	1		1	1		3		3
	Non-Ministry Funded		1	1	1		3		3
	TOTAL	1	1	2	2		6		6
University of Toronto	Regular Ministry Funded		1	1			2		2
	Non-Ministry Funded					1	1	1	2
	TOTAL		1	1		1	3	1	4
University of Alberta	Regular Ministry Funded		1	2	1		4		4
	Non-Ministry Funded		1				1		1
	TOTAL		2	2	1		5		5
University of BC	Regular Ministry Funded		1	1			2		2
	Non-Ministry Funded		1				1	3	4
	TOTAL		2	1			3	3	6
Grand Total	Regular Ministry Funded	1	4	6	3		14		14
	Non-Ministry Funded		4	1	1	1	7	4	11
	TOTAL	1	8	7	4	1	21	4	25

Table 1
MEDICAL BIOCHEMISTRY
2008-09 Post-M.D. Trainees
(Canadian Citizens/Permanent Residents vs Visa Trainees)
Faculty of Medicine Providing Post-M.D. Training
By
Rank

Faculty of Medicine Providing Post-M.D. Training		Residents						Total
		R-1	R-2	R-3	R-4	R-5	R-6	
Université Laval	CC/PR*		1	1				2
	Visa Trainees							
	TOTAL		1	1				2
Université de Sherbrooke	CC/PR*	1	1	1		1		4
	Visa Trainees							
	TOTAL	1	1	1		1		4
Université de Montréal	CC/PR*	1	1	1	2			5
	Visa Trainees							
	TOTAL	1	1	1	2			5
McGill University	CC/PR*			1				1
	Visa Trainees				1	1	1	3
	TOTAL			1	1	1	1	4
McMaster University	CC/PR*	2						2
	Visa Trainees				1			1
	TOTAL	2			1			3
University of BC	CC/PR*		1					1
	Visa Trainees		1			1		2
	TOTAL		2			1		3
Grand Total	CC/PR*	4	4	4	2	1		15
	Visa Trainees		1		2	2	1	6
	TOTAL	4	5	4	4	3	1	21

Table 2
MEDICAL BIOCHEMISTRY
2008-09 Post-M.D. Trainees
(Regular Ministry Funded vs All Other Funding)
Faculty of Medicine Providing Post-M.D. Training
By
Rank

Faculty of Medicine Providing Post-M.D. Training		Residents						Total
		R-1	R-2	R-3	R-4	R-5	R-6	
Université Laval	Regular Ministry Funded		1	1				2
	Non-Ministry Funded							
	TOTAL		1	1				2
Université de Sherbrooke	Regular Ministry Funded	1	1	1		1		4
	Non-Ministry Funded							
	TOTAL	1	1	1		1		4
Université de Montréal	Regular Ministry Funded	1	1	1	2			5
	Non-Ministry Funded							
	TOTAL	1	1	1	2			5
McGill University	Regular Ministry Funded			1				1
	Non-Ministry Funded				1	1	1	3
	TOTAL			1	1	1	1	4
McMaster University	Regular Ministry Funded	2						2
	Non-Ministry Funded				1			1
	TOTAL	2			1			3
University of BC	Regular Ministry Funded		1					1
	Non-Ministry Funded		1			1		2
	TOTAL		2			1		3
Grand Total	Regular Ministry Funded	4	4	4	2	1		15
	Non-Ministry Funded		1		2	2	1	6
	TOTAL	4	5	4	4	3	1	21

**Table 1
MEDICAL MICROBIOLOGY
2008-09 Post-M.D. Trainees
(Canadian Citizens/Permanent Residents vs Visa Trainees)
Faculty of Medicine Providing Post-M.D. Training
By
Rank**

Faculty of Medicine Providing Post-M.D. Training		Residents						Sub-Total	Fellows	Total
		R-1	R-2	R-3	R-4	R-5	R-6		Fellow	
Université Laval	CC/PR*	2	4	1	2	2		11		11
	Visa Trainees									
	TOTAL	2	4	1	2	2		11		11
Université de Sherbrooke	CC/PR*	1	3	2	2	1	1	10		10
	Visa Trainees									
	TOTAL	1	3	2	2	1	1	10		10
Université de Montréal	CC/PR*	3	2	2	3	3	1	14		14
	Visa Trainees									
	TOTAL	3	2	2	3	3	1	14		14
McGill University	CC/PR*					1	3	4		4
	Visa Trainees						1	1		1
	TOTAL					1	4	5		5
University of Ottawa	CC/PR*		2				1	3		3
	Visa Trainees									
	TOTAL		2				1	3		3
University of Toronto	CC/PR*	1				1		2		2
	Visa Trainees					1		1	1	2
	TOTAL	1				2		3	1	4
McMaster University	CC/PR*			1				1		1
	Visa Trainees	2				2		4		4
	TOTAL	2		1		2		5		5
University of Western Ontario	CC/PR*		2		1			3		3
	Visa Trainees									
	TOTAL		2		1			3		3
University of Manitoba	CC/PR*						2	2		2
	Visa Trainees					1		1		1
	TOTAL					1	2	3		3
University of Alberta	CC/PR*	1		1	2			4		4
	Visa Trainees									
	TOTAL	1		1	2			4		4
University of BC	CC/PR*		1	1	1		1	4		4
	Visa Trainees									
	TOTAL		1	1	1		1	4		4
Grand Total	CC/PR*	8	14	8	11	8	9	58		58
	Visa Trainees	2				4	1	7	1	8
	TOTAL	10	14	8	11	12	10	65	1	66

Table 2
MEDICAL MICROBIOLOGY
2008-09 Post-M.D. Trainees
(Regular Ministry Funded vs All Other Funding)
Faculty of Medicine Providing Post-M.D. Training
By
Rank

Faculty of Medicine Providing Post-M.D. Training		Residents						Sub-Total	Fellows	Total
		R-1	R-2	R-3	R-4	R-5	R-6		Fellow	
Université Laval	Regular Ministry Funded	2	4	1	2	2		11		11
	Non-Ministry Funded									
	TOTAL	2	4	1	2	2		11		11
Université de Sherbrooke	Regular Ministry Funded	1	3	2	2	1	1	10		10
	Non-Ministry Funded									
	TOTAL	1	3	2	2	1	1	10		10
Université de Montréal	Regular Ministry Funded	3	2	2	3	3	1	14		14
	Non-Ministry Funded									
	TOTAL	3	2	2	3	3	1	14		14
McGill University	Regular Ministry Funded					1	4	5		5
	Non-Ministry Funded									
	TOTAL					1	4	5		5
University of Ottawa	Regular Ministry Funded		2					2		2
	Non-Ministry Funded						1	1		1
	TOTAL		2				1	3		3
University of Toronto	Regular Ministry Funded	1				1		2		2
	Non-Ministry Funded					1		1	1	2
	TOTAL	1				2		3	1	4
McMaster University	Regular Ministry Funded			1				1		1
	Non-Ministry Funded	2				2		4		4
	TOTAL	2		1		2		5		5
University of Western Ontario	Regular Ministry Funded		2		1			3		3
	Non-Ministry Funded									
	TOTAL		2		1			3		3
University of Manitoba	Regular Ministry Funded						2	2		2
	Non-Ministry Funded					1		1		1
	TOTAL					1	2	3		3
University of Alberta	Regular Ministry Funded	1		1	2			4		4
	Non-Ministry Funded									
	TOTAL	1		1	2			4		4
University of BC	Regular Ministry Funded		1	1	1		1	4		4
	Non-Ministry Funded									
	TOTAL		1	1	1		1	4		4
Grand Total	Regular Ministry Funded	8	14	8	11	8	9	58		58
	Non-Ministry Funded	2				4	1	7	1	8
	TOTAL	10	14	8	11	12	10	65	1	66

**Table 1
 NEUROPATHOLOGY
 2008-09 Post-M.D. Trainees
 (Canadian Citizens/Permanent Residents vs Visa Trainees)
 Faculty of Medicine Providing Post-M.D. Training
 By
 Rank**

Faculty of Medicine Providing Post-M.D. Training		Residents					Fellows	Total
		R-1	R-3	R-5	R-6	Sub-Total	Fellow	
Université de Montréal	CC/PR*		2			2		2
	Visa Trainees							
	TOTAL		2			2		2
University of Toronto	CC/PR*						1	1
	Visa Trainees							
	TOTAL						1	1
University of Western Ontario	CC/PR*			1		1		1
	Visa Trainees	1				1		1
	TOTAL	1		1		2		2
University of Calgary	CC/PR*			1		1		1
	Visa Trainees							
	TOTAL			1		1		1
University of BC	CC/PR*	1		1		2		2
	Visa Trainees				2	2		2
	TOTAL	1		1	2	4		4
Grand Total	CC/PR*	1	2	3		6	1	7
	Visa Trainees	1			2	3		3
	TOTAL	2	2	3	2	9	1	10

**Table 2
 NEUROPATHOLOGY
 2008-09 Post-M.D. Trainees
 (Regular Ministry Funded vs All Other Funding)
 Faculty of Medicine Providing Post-M.D. Training
 By
 Rank**

Faculty of Medicine Providing Post-M.D. Training		Residents					Fellows	Total
		R-1	R-3	R-5	R-6	Sub-Total	Fellow	
Université de Montréal	Regular Ministry Funded		2			2		2
	Non-Ministry Funded							
	TOTAL		2			2		2
University of Toronto	Regular Ministry Funded							
	Non-Ministry Funded						1	1
	TOTAL						1	1
University of Western Ontario	Regular Ministry Funded			1		1		1
	Non-Ministry Funded	1				1		1
	TOTAL	1		1		2		2
University of Calgary	Regular Ministry Funded			1		1		1
	Non-Ministry Funded							
	TOTAL			1		1		1
University of BC	Regular Ministry Funded	1				1		1
	Non-Ministry Funded			1	2	3		3
	TOTAL	1		1	2	4		4
Grand Total	Regular Ministry Funded	1	2	2		5		5
	Non-Ministry Funded	1		1	2	4	1	5
	TOTAL	2	2	3	2	9	1	10

Table 1
CARDIAC SURGERY
2008-09 Post-M.D. Trainees
(Canadian Citizens/Permanent Residents vs Visa Trainees)
Faculty of Medicine Providing Post-M.D. Training
By
Rank

Faculty of Medicine Providing Post-M.D. Training		Residents							Sub-Total	Fellows	Total
		R-1	R-2	R-3	R-4	R-5	R-6	R-7		Fellow	
Dalhousie University	CC/PR*			1	1	1	1		4		4
	Visa Trainees										
	TOTAL			1	1	1	1		4		4
Université Laval	CC/PR*										
	Visa Trainees									5	5
	TOTAL									5	5
Université de Montréal	CC/PR*	1	2	1		1	1		6	1	7
	Visa Trainees									1	1
	TOTAL	1	2	1		1	1		6	2	8
McGill University	CC/PR*			1	1	1	2		5	1	6
	Visa Trainees			1	1	1	1		4	1	5
	TOTAL			2	2	2	3		9	2	11
University of Ottawa	CC/PR*				1	1			2	1	3
	Visa Trainees						1		1	3	4
	TOTAL				1	1	1		3	4	7
University of Toronto	CC/PR*	1	1	1	2	1			6	2	8
	Visa Trainees	1		1		1			3	15	18
	TOTAL	2	1	2	2	2			9	17	26
McMaster University	CC/PR*					1			1		1
	Visa Trainees	1		1					2	1	3
	TOTAL	1		1		1			3	1	4
University of Western Ontario	CC/PR*	1	1	1	1	1	2		7		7
	Visa Trainees									1	1
	TOTAL	1	1	1	1	1	2		7	1	8
University of Manitoba	CC/PR*		1	1	1				3		3
	Visa Trainees										
	TOTAL		1	1	1				3		3
University of Alberta	CC/PR*	1	1	1	1	1	3		8	1	9
	Visa Trainees			1	1	1			3	9	12
	TOTAL	1	1	2	2	2	3		11	10	21
University of Calgary	CC/PR*	1	1	1					3		3
	Visa Trainees										
	TOTAL	1	1	1					3		3
University of BC	CC/PR*		1	1					3	1	4
	Visa Trainees					1			1	3	4
	TOTAL		1	1		1			4	4	8
Grand Total	CC/PR*	5	8	9	8	8	9	1	48	7	55
	Visa Trainees	2		4	2	4	2		14	39	53
	TOTAL	7	8	13	10	12	11	1	62	46	108

**Table 2
CARDIAC SURGERY
2008-09 Post-M.D. Trainees
(Regular Ministry Funded vs All Other Funding)
Faculty of Medicine Providing Post-M.D. Training
By
Rank**

Faculty of Medicine Providing Post-M.D. Training		Residents							Fellows	Total	
		R-1	R-2	R-3	R-4	R-5	R-6	R-7	Sub-Total		Fellow
Dalhousie University	Regular Ministry Funded			1	1	1	1		4		4
	Non-Ministry Funded										
	TOTAL			1	1	1	1		4		4
Université Laval	Regular Ministry Funded										
	Non-Ministry Funded									5	5
	TOTAL									5	5
Université de Montréal	Regular Ministry Funded	1	2	1		1	1		6		6
	Non-Ministry Funded									2	2
	TOTAL	1	2	1		1	1		6	2	8
McGill University	Regular Ministry Funded			1	1		2		4		4
	Non-Ministry Funded			1	1	2	1		5	2	7
	TOTAL			2	2	2	3		9	2	11
University of Ottawa	Regular Ministry Funded				1	1			2		2
	Non-Ministry Funded						1		1	4	5
	TOTAL				1	1	1		3	4	7
University of Toronto	Regular Ministry Funded	1	1	1	2	1			6		6
	Non-Ministry Funded	1		1		1			3	17	20
	TOTAL	2	1	2	2	2			9	17	26
McMaster University	Regular Ministry Funded					1			1		1
	Non-Ministry Funded	1		1					2	1	3
	TOTAL	1		1		1			3	1	4
University of Western Ontario	Regular Ministry Funded	1	1	1	1	1	2		7		7
	Non-Ministry Funded									1	1
	TOTAL	1	1	1	1	1	2		7	1	8
University of Manitoba	Regular Ministry Funded			1	1				2		2
	Non-Ministry Funded		1						1		1
	TOTAL		1	1	1				3		3
University of Alberta	Regular Ministry Funded	1	1	1		1	3		7		7
	Non-Ministry Funded			1	2	1			4	10	14
	TOTAL	1	1	2	2	2	3		11	10	21
University of Calgary	Regular Ministry Funded	1	1	1					3		3
	Non-Ministry Funded										
	TOTAL	1	1	1					3		3
University of BC	Regular Ministry Funded		1	1				1	3		3
	Non-Ministry Funded					1			1	4	5
	TOTAL		1	1		1		1	4	4	8
Grand Total	Regular Ministry Funded	5	7	9	7	7	9	1	45		45
	Non-Ministry Funded	2	1	4	3	5	2		17	46	63
	TOTAL	7	8	13	10	12	11	1	62	46	108

Table 1
GENERAL SURGERY
2008-09 Post-M.D. Trainees
(Canadian Citizens/Permanent Residents vs Visa Trainees)
Faculty of Medicine Providing Post-M.D. Training
By Rank

Faculty of Medicine Providing Post-M.D. Training		Residents							Fellows	Total
		R-1	R-2	R-3	R-4	R-5	R-6	Sub-Total	Fellow	
Memorial University	CC/PR*	4	2	2	4	5	1	18		18
	Visa Trainees			1				1		1
	TOTAL	4	2	3	4	5	1	19		19
Dalhousie University	CC/PR*	7	6	7	7	5	1	33	1	34
	Visa Trainees					2		2	1	3
	TOTAL	7	6	7	7	7	1	35	2	37
Université Laval	CC/PR*	8	8	5	6	6		33	1	34
	Visa Trainees									
	TOTAL	8	8	5	6	6		33	1	34
Université de Sherbrooke	CC/PR*	6	6	4	3	6		25		25
	Visa Trainees								1	1
	TOTAL	6	6	4	3	6		25	1	26
Université de Montréal	CC/PR*	9	9	8	7	5		38		38
	Visa Trainees	1		1				2	3	5
	TOTAL	10	9	9	7	5		40	3	43
McGill University	CC/PR*	20	8	8	4	5		45	1	46
	Visa Trainees	14	4	4	5	3	1	31	1	32
	TOTAL	34	12	12	9	8	1	76	2	78
University of Ottawa	CC/PR*	6	7	5	5	4		27	2	29
	Visa Trainees				1	1		2	3	5
	TOTAL	6	7	5	6	5		29	5	34
Queen's University	CC/PR*	4	4	4	3	3		18	1	19
	Visa Trainees									
	TOTAL	4	4	4	3	3		18	1	19
University of Toronto	CC/PR*	14	17	27	24	14		96	7	103
	Visa Trainees	1			1	1		3	13	16
	TOTAL	15	17	27	25	15		99	20	119
McMaster University	CC/PR*	8	8	9	9	8		42	4	46
	Visa Trainees								10	10
	TOTAL	8	8	9	9	8		42	14	56
University of Western Ontario	CC/PR*	6	7	5	3	5		26	4	30
	Visa Trainees					1		1	3	4
	TOTAL	6	7	5	3	6		27	7	34
University of Manitoba	CC/PR*	4	2	2	1	3		12		12
	Visa Trainees	1	2	1	2	2		8		8
	TOTAL	5	4	3	3	5		20		20
University of Saskatchewan	CC/PR*	6	7	4	4	5		26		26
	Visa Trainees									
	TOTAL	6	7	4	4	5		26		26
University of Alberta	CC/PR*	9	10	7	8	2	1	37	2	39
	Visa Trainees		2	1	1	1		5	5	10
	TOTAL	9	12	8	9	3	1	42	7	49
University of Calgary	CC/PR*	5	5	6	4	7		27		27
	Visa Trainees	1	1					2	3	5
	TOTAL	6	6	6	4	7		29	3	32
University of BC	CC/PR*	9	9	8	7	7	8	48	1	49
	Visa Trainees								3	3
	TOTAL	9	9	8	7	7	8	48	4	52
Grand Total	CC/PR*	125	115	111	99	90	11	551	24	575
	Visa Trainees	18	9	8	10	11	1	57	46	103
	TOTAL	143	124	119	109	101	12	608	70	678

Table 2
GENERAL SURGERY
2008-09 Post-M.D. Trainees
(Regular Ministry Funded vs All Other Funding)
Faculty of Medicine Providing Post-M.D. Training
By Rank

Faculty of Medicine Providing Post-M.D. Training		Residents						Fellows	Total	
		R-1	R-2	R-3	R-4	R-5	R-6	Sub-Total		Fellow
Memorial University	Regular Ministry Funded	4	2	3	4	5	1	19		19
	Non-Ministry Funded									
	TOTAL	4	2	3	4	5	1	19		19
Dalhousie University	Regular Ministry Funded	7	6	6	6	5		30		30
	Non-Ministry Funded			1	1	2	1	5	2	7
	TOTAL	7	6	7	7	7	1	35	2	37
Université Laval	Regular Ministry Funded	8	8	5	6	6		33		33
	Non-Ministry Funded								1	1
	TOTAL	8	8	5	6	6		33	1	34
Université de Sherbrooke	Regular Ministry Funded	6	6	4	3	6		25		25
	Non-Ministry Funded								1	1
	TOTAL	6	6	4	3	6		25	1	26
Université de Montréal	Regular Ministry Funded	10	9	9	7	5		40	1	41
	Non-Ministry Funded								2	2
	TOTAL	10	9	9	7	5		40	3	43
McGill University	Regular Ministry Funded	20	7	6	4	5		42		42
	Non-Ministry Funded	14	5	6	5	3	1	34	2	36
	TOTAL	34	12	12	9	8	1	76	2	78
University of Ottawa	Regular Ministry Funded	6	7	5	5	4		27		27
	Non-Ministry Funded				1	1		2	5	7
	TOTAL	6	7	5	6	5		29	5	34
Queen's University	Regular Ministry Funded	4	4	4	3	3		18		18
	Non-Ministry Funded								1	1
	TOTAL	4	4	4	3	3		18	1	19
University of Toronto	Regular Ministry Funded	14	17	15	15	14		75		75
	Non-Ministry Funded	1		12	10	1		24	20	44
	TOTAL	15	17	27	25	15		99	20	119
McMaster University	Regular Ministry Funded	8	8	9	9	8		42		42
	Non-Ministry Funded								14	14
	TOTAL	8	8	9	9	8		42	14	56
University of Western Ontario	Regular Ministry Funded	6	7	5	3	5		26		26
	Non-Ministry Funded					1		1	7	8
	TOTAL	6	7	5	3	6		27	7	34
University of Manitoba	Regular Ministry Funded	3	2	2	1	3		11		11
	Non-Ministry Funded	2	2	1	2	2		9		9
	TOTAL	5	4	3	3	5		20		20
University of Saskatchewan	Regular Ministry Funded	5	6	2	4	5		22		22
	Non-Ministry Funded	1	1	2				4		4
	TOTAL	6	7	4	4	5		26		26
University of Alberta	Regular Ministry Funded	9	10	7	6	2	1	35		35
	Non-Ministry Funded		2	1	3	1		7	7	14
	TOTAL	9	12	8	9	3	1	42	7	49
University of Calgary	Regular Ministry Funded	5	4	6	4	6		25		25
	Non-Ministry Funded	1	2			1		4	3	7
	TOTAL	6	6	6	4	7		29	3	32
University of BC	Regular Ministry Funded	9	9	8	7	7	8	48		48
	Non-Ministry Funded								4	4
	TOTAL	9	9	8	7	7	8	48	4	52
Grand Total	Regular Ministry Funded	124	112	96	87	89	10	518	1	519
	Non-Ministry Funded	19	12	23	22	12	2	90	69	159
	TOTAL	143	124	119	109	101	12	608	70	678

Table 1
NEUROSURGERY
2008-09 Post-M.D. Trainees
(Canadian Citizens/Permanent Residents vs Visa Trainees)
Faculty of Medicine Providing Post-M.D. Training
By
Rank

Faculty of Medicine Providing Post-M.D. Training		Residents						Sub-Total	Fellows	Total
		R-1	R-2	R-3	R-4	R-5	R-6		Fellow	
Dalhousie University	CC/PR*	1	1	1	1	2		6		6
	Visa Trainees				1			1		1
	TOTAL	1	1	1	2	2		7		7
Université Laval	CC/PR*	1		1		1	1	4		4
	Visa Trainees									
	TOTAL	1		1		1	1	4		4
Université de Sherbrooke	CC/PR*		1		1	1		3		3
	Visa Trainees									
	TOTAL		1		1	1		3		3
Université de Montréal	CC/PR*	1	1			1	2	5		5
	Visa Trainees								2	2
	TOTAL	1	1			1	2	5	2	7
McGill University	CC/PR*		1		1	1	2	5		5
	Visa Trainees	2		3	1	1	1	8	3	11
	TOTAL	2	1	3	2	2	3	13	3	16
University of Ottawa	CC/PR*	2	1		2			5		5
	Visa Trainees	1	1	2	3		1	8	1	9
	TOTAL	3	2	2	5		1	13	1	14
University of Toronto	CC/PR*	5	5	4	2	1	3	20	6	26
	Visa Trainees		1			2	1	4	26	30
	TOTAL	5	6	4	2	3	4	24	32	56
McMaster University	CC/PR*	1	1		1	2	1	6		6
	Visa Trainees	1	2	1				4	1	5
	TOTAL	2	3	1	1	2	1	10	1	11
University of Western Ontario	CC/PR*	2	3	1	1	2	3	12	2	14
	Visa Trainees			1				1	2	3
	TOTAL	2	3	2	1	2	3	13	4	17
University of Manitoba	CC/PR*	1	1	3		1		6		6
	Visa Trainees									
	TOTAL	1	1	3		1		6		6
University of Saskatchewan	CC/PR*	1	2		1	1	1	6		6
	Visa Trainees									
	TOTAL	1	2		1	1	1	6		6
University of Alberta	CC/PR*	1	2	1	1	2	2	9		9
	Visa Trainees				1	1		2		2
	TOTAL	1	2	1	2	3	2	11		11
University of Calgary	CC/PR*	2	1	2	2	3	1	11	1	12
	Visa Trainees			1	1			2		2
	TOTAL	2	1	3	3	3	1	13	1	14
University of BC	CC/PR*	2	1	1	1	2	1	8		8
	Visa Trainees								3	3
	TOTAL	2	1	1	1	2	1	8	3	11
Grand Total	CC/PR*	20	21	14	14	20	17	106	9	115
	Visa Trainees	4	4	8	7	4	3	30	38	68
	TOTAL	24	25	22	21	24	20	136	47	183

Table 2
NEUROSURGERY
2008-09 Post-M.D. Trainees
(Regular Ministry Funded vs All Other Funding)
Faculty of Medicine Providing Post-M.D. Training
By
Rank

Faculty of Medicine Providing Post-M.D. Training		Residents						Sub-Total	Fellows	Total
		R-1	R-2	R-3	R-4	R-5	R-6		Fellow	
Dalhousie University	Regular Ministry Funded	1	1	1	1	2		6		6
	Non-Ministry Funded				1			1		1
	TOTAL	1	1	1	2	2		7		7
Université Laval	Regular Ministry Funded	1		1		1	1	4		4
	Non-Ministry Funded									
	TOTAL	1		1		1	1	4		4
Université de Sherbrooke	Regular Ministry Funded		1		1	1		3		3
	Non-Ministry Funded									
	TOTAL		1		1	1		3		3
Université de Montréal	Regular Ministry Funded	1	1			1	2	5	1	6
	Non-Ministry Funded								1	1
	TOTAL	1	1			1	2	5	2	7
McGill University	Regular Ministry Funded		1		1	1	2	5		5
	Non-Ministry Funded	2		3	1	1	1	8	3	11
	TOTAL	2	1	3	2	2	3	13	3	16
University of Ottawa	Regular Ministry Funded	2	1		2			5		5
	Non-Ministry Funded	1	1	2	3		1	8	1	9
	TOTAL	3	2	2	5		1	13	1	14
University of Toronto	Regular Ministry Funded	5	5	4	2	1	3	20		20
	Non-Ministry Funded		1			2	1	4	32	36
	TOTAL	5	6	4	2	3	4	24	32	56
McMaster University	Regular Ministry Funded	1	1		1	2	1	6		6
	Non-Ministry Funded	1	2	1				4	1	5
	TOTAL	2	3	1	1	2	1	10	1	11
University of Western Ontario	Regular Ministry Funded	2	3	1	1	2	2	11		11
	Non-Ministry Funded			1			1	2	4	6
	TOTAL	2	3	2	1	2	3	13	4	17
University of Manitoba	Regular Ministry Funded	1	1	3		1		6		6
	Non-Ministry Funded									
	TOTAL	1	1	3		1		6		6
University of Saskatchewan	Regular Ministry Funded	1	2		1	1	1	6		6
	Non-Ministry Funded									
	TOTAL	1	2		1	1	1	6		6
University of Alberta	Regular Ministry Funded	1	1	1	1	1	1	6		6
	Non-Ministry Funded		1		1	2	1	5		5
	TOTAL	1	2	1	2	3	2	11		11
University of Calgary	Regular Ministry Funded	2	1	2	2	2	1	10		10
	Non-Ministry Funded			1	1	1		3	1	4
	TOTAL	2	1	3	3	3	1	13	1	14
University of BC	Regular Ministry Funded	2	1	1	1	2	1	8		8
	Non-Ministry Funded								3	3
	TOTAL	2	1	1	1	2	1	8	3	11
Grand Total	Regular Ministry Funded	20	20	14	14	18	15	101	1	102
	Non-Ministry Funded	4	5	8	7	6	5	35	46	81
	TOTAL	24	25	22	21	24	20	136	47	183

Table 1
OBSTETRICS AND GYNECOLOGY
2008-09 Post-M.D. Trainees
(Canadian Citizens/Permanent Residents vs Visa Trainees)
Faculty of Medicine Providing Post-M.D. Training
By Rank

Faculty of Medicine Providing Post-M.D. Training		Residents							Sub-Total	Fellows	Total
		R-1	R-2	R-3	R-4	R-5	R-6	R-7		Fellow	
Memorial University	CC/PR*	4	3	3	2	2			14		14
	Visa Trainees		1						1		1
	TOTAL	4	4	3	2	2			15		15
Dalhousie University	CC/PR*	4	5	6	3	4			22	1	23
	Visa Trainees					1			1		1
	TOTAL	4	5	6	3	5			23	1	24
Université Laval	CC/PR*	5	6	4	5	5			25		25
	Visa Trainees										
	TOTAL	5	6	4	5	5			25		25
Université de Sherbrooke	CC/PR*	4	4	6	2	3			19		19
	Visa Trainees										
	TOTAL	4	4	6	2	3			19		19
Université de Montréal	CC/PR*	7	8	5	6	8			34		34
	Visa Trainees	1							1		1
	TOTAL	8	8	5	6	8			35		35
McGill University	CC/PR*	5	4	4	2	5	1		21		21
	Visa Trainees	7	1	4	3				15		15
	TOTAL	12	5	8	5	5	1		36		36
University of Ottawa	CC/PR*	6	4	3	5	5			23	1	24
	Visa Trainees		1		1				2	1	3
	TOTAL	6	5	3	6	5			25	2	27
Queen's University	CC/PR*	3	3	2	3	3			14		14
	Visa Trainees										
	TOTAL	3	3	2	3	3			14		14
University of Toronto	CC/PR*	11	10	9	7	8			45	13	58
	Visa Trainees									5	5
	TOTAL	11	10	9	7	8			45	18	63
McMaster University	CC/PR*	6	6	6	4	7			29		29
	Visa Trainees			1	1				2		2
	TOTAL	6	6	7	5	7			31		31
University of Western Ontario	CC/PR*	6	5	5	4	3			23	1	24
	Visa Trainees									2	2
	TOTAL	6	5	5	4	3			23	3	26
University of Manitoba	CC/PR*	4	5	6	2	3			20		20
	Visa Trainees	2	2	4	1	2			11		11
	TOTAL	6	7	10	3	5			31		31
University of Saskatchewan	CC/PR*	4	5	3	4	3			19		19
	Visa Trainees										
	TOTAL	4	5	3	4	3			19		19
University of Alberta	CC/PR*	5	5	5	5	4			24		24
	Visa Trainees										
	TOTAL	5	5	5	5	4			24		24
University of Calgary	CC/PR*	5	6	5	5	5			26		26
	Visa Trainees							1	1		1
	TOTAL	5	6	5	5	5		1	27		27
University of BC	CC/PR*	8	9	6	5	8			36		36
	Visa Trainees					1			1	3	4
	TOTAL	8	9	6	5	9			37	3	40
Grand Total	CC/PR*	87	88	78	64	76	1		394	16	410
	Visa Trainees	10	5	9	6	4		1	35	11	46
	TOTAL	97	93	87	70	80	1	1	429	27	456

Table 2
OBSTETRICS AND GYNECOLOGY
2008-09 Post-M.D. Trainees
(Regular Ministry Funded vs All Other Funding)
Faculty of Medicine Providing Post-M.D. Training
By Rank

Faculty of Medicine Providing Post-M.D. Training		Residents							Fellows	Total	
		R-1	R-2	R-3	R-4	R-5	R-6	R-7	Sub-Total		Fellow
Memorial University	Regular Ministry Funded	4	4	3	2	2			15		15
	Non-Ministry Funded										
	TOTAL	4	4	3	2	2			15		15
Dalhousie University	Regular Ministry Funded	4	5	6	3	4			22		22
	Non-Ministry Funded					1			1	1	2
	TOTAL	4	5	6	3	5			23	1	24
Université Laval	Regular Ministry Funded	5	6	4	5	5			25		25
	Non-Ministry Funded										
	TOTAL	5	6	4	5	5			25		25
Université de Sherbrooke	Regular Ministry Funded	4	4	6	2	3			19		19
	Non-Ministry Funded										
	TOTAL	4	4	6	2	3			19		19
Université de Montréal	Regular Ministry Funded	8	8	5	6	8			35		35
	Non-Ministry Funded										
	TOTAL	8	8	5	6	8			35		35
McGill University	Regular Ministry Funded	5	4	4	2	5	1		21		21
	Non-Ministry Funded	7	1	4	3				15		15
	TOTAL	12	5	8	5	5	1		36		36
University of Ottawa	Regular Ministry Funded	6	4	3	5	5			23		23
	Non-Ministry Funded		1		1				2	2	4
	TOTAL	6	5	3	6	5			25	2	27
Queen's University	Regular Ministry Funded	3	3	2	3	3			14		14
	Non-Ministry Funded										
	TOTAL	3	3	2	3	3			14		14
University of Toronto	Regular Ministry Funded	11	10	9	7	8			45		45
	Non-Ministry Funded									18	18
	TOTAL	11	10	9	7	8			45	18	63
McMaster University	Regular Ministry Funded	6	6	6	4	7			29		29
	Non-Ministry Funded			1	1				2		2
	TOTAL	6	6	7	5	7			31		31
University of Western Ontario	Regular Ministry Funded	6	5	5	4	3			23		23
	Non-Ministry Funded									3	3
	TOTAL	6	5	5	4	3			23	3	26
University of Manitoba	Regular Ministry Funded	4	5	6	2	3			20		20
	Non-Ministry Funded	2	2	4	1	2			11		11
	TOTAL	6	7	10	3	5			31		31
University of Saskatchewan	Regular Ministry Funded	4	3	3	4	2			16		16
	Non-Ministry Funded		2			1			3		3
	TOTAL	4	5	3	4	3			19		19
University of Alberta	Regular Ministry Funded	5	5	5	5	4			24		24
	Non-Ministry Funded										
	TOTAL	5	5	5	5	4			24		24
University of Calgary	Regular Ministry Funded	5	6	5	5	5			26		26
	Non-Ministry Funded								1	1	1
	TOTAL	5	6	5	5	5			27	1	27
University of BC	Regular Ministry Funded	8	9	6	5	8			36		36
	Non-Ministry Funded					1			1	3	4
	TOTAL	8	9	6	5	9			37	3	40
Grand Total	Regular Ministry Funded	88	87	78	64	75	1		393		393
	Non-Ministry Funded	9	6	9	6	5		1	36	27	63
	TOTAL	97	93	87	70	80	1	1	429	27	456

Table 1
OPHTHALMOLOGY
2008-09 Post-M.D. Trainees
(Canadian Citizens/Permanent Residents vs Visa Trainees)
Faculty of Medicine Providing Post-M.D. Training
By
Rank

Faculty of Medicine Providing Post-M.D. Training		Residents						Sub-Total	Fellows	Total
		R-1	R-2	R-3	R-4	R-5	R-6		Fellow	
Dalhousie University	CC/PR*	2	2	4	2	3		13		13
	Visa Trainees									
	TOTAL	2	2	4	2	3		13		13
Université Laval	CC/PR*	3	3	4	2	3		15		15
	Visa Trainees									
	TOTAL	3	3	4	2	3		15		15
Université de Sherbrooke	CC/PR*	2	2	2	2	3		11		11
	Visa Trainees									
	TOTAL	2	2	2	2	3		11		11
Université de Montréal	CC/PR*	5	4	5	4	6		24		24
	Visa Trainees								4	4
	TOTAL	5	4	5	4	6		24	4	28
McGill University	CC/PR*		2	4	1	2		9		9
	Visa Trainees		2	3	4	2	3	14	1	15
	TOTAL		4	7	5	4	3	23	1	24
University of Ottawa	CC/PR*	3	2	3	1	3		12	3	15
	Visa Trainees		1	1	1	1		4	2	6
	TOTAL	3	3	4	2	4		16	5	21
Queen's University	CC/PR*	2	2	2	2	2		10	1	11
	Visa Trainees									
	TOTAL	2	2	2	2	2		10	1	11
University of Toronto	CC/PR*	4	6	4	4	5		23	11	34
	Visa Trainees	1			1			2	23	25
	TOTAL	5	6	4	5	5		25	34	59
McMaster University	CC/PR*	1	1	1	1			4	1	5
	Visa Trainees								1	1
	TOTAL	1	1	1	1			4	2	6
University of Western Ontario	CC/PR*	2	3	2	3	2		12		12
	Visa Trainees									
	TOTAL	2	3	2	3	2		12		12
University of Saskatchewan	CC/PR*	1	1	1	1	1		5		5
	Visa Trainees									
	TOTAL	1	1	1	1	1		5		5
University of Alberta	CC/PR*	3	2	2	2	2		11		11
	Visa Trainees									
	TOTAL	3	2	2	2	2		11		11
University of Calgary	CC/PR*	1	1	1	1	1		5	3	8
	Visa Trainees								1	1
	TOTAL	1	1	1	1	1		5	4	9
University of BC	CC/PR*	3	3	4	2	2		14	4	18
	Visa Trainees								8	8
	TOTAL	3	3	4	2	2		14	12	26
Grand Total	CC/PR*	32	34	39	28	35		168	23	191
	Visa Trainees	1	3	4	6	3	3	20	40	60
	TOTAL	33	37	43	34	38	3	188	63	251

Table 2
OPHTHALMOLOGY
2008-09 Post-M.D. Trainees
(Regular Ministry Funded vs All Other Funding)
Faculty of Medicine Providing Post-M.D. Training
By
Rank

Faculty of Medicine Providing Post-M.D. Training		Residents						Sub-Total	Fellows	Total
		R-1	R-2	R-3	R-4	R-5	R-6		Fellow	
Dalhousie University	Regular Ministry Funded	2	2	3	2	3		12		12
	Non-Ministry Funded			1				1		1
	TOTAL	2	2	4	2	3		13		13
Université Laval	Regular Ministry Funded	3	3	4	2	3		15		15
	Non-Ministry Funded									
	TOTAL	3	3	4	2	3		15		15
Université de Sherbrooke	Regular Ministry Funded	2	2	2	2	3		11		11
	Non-Ministry Funded									
	TOTAL	2	2	2	2	3		11		11
Université de Montréal	Regular Ministry Funded	5	4	5	4	6		24		24
	Non-Ministry Funded								4	4
	TOTAL	5	4	5	4	6		24	4	28
McGill University	Regular Ministry Funded		2	4	1	2		9		9
	Non-Ministry Funded		2	3	4	2	3	14	1	15
	TOTAL		4	7	5	4	3	23	1	24
University of Ottawa	Regular Ministry Funded	3	2	3	1	3		12		12
	Non-Ministry Funded		1	1	1	1		4	5	9
	TOTAL	3	3	4	2	4		16	5	21
Queen's University	Regular Ministry Funded	2	2	2	2	2		10		10
	Non-Ministry Funded								1	1
	TOTAL	2	2	2	2	2		10	1	11
University of Toronto	Regular Ministry Funded	4	6	4	4	4		22		22
	Non-Ministry Funded	1			1	1		3	34	37
	TOTAL	5	6	4	5	5		25	34	59
McMaster University	Regular Ministry Funded	1	1	1	1			4		4
	Non-Ministry Funded								2	2
	TOTAL	1	1	1	1			4	2	6
University of Western Ontario	Regular Ministry Funded	2	3	2	3	2		12		12
	Non-Ministry Funded									
	TOTAL	2	3	2	3	2		12		12
University of Saskatchewan	Regular Ministry Funded	1	1	1	1	1		5		5
	Non-Ministry Funded									
	TOTAL	1	1	1	1	1		5		5
University of Alberta	Regular Ministry Funded	3	2	2	1	2		10		10
	Non-Ministry Funded				1			1		1
	TOTAL	3	2	2	2	2		11		11
University of Calgary	Regular Ministry Funded	1	1		1	1		4		4
	Non-Ministry Funded			1				1	4	5
	TOTAL	1	1	1	1	1		5	4	9
University of BC	Regular Ministry Funded	3	3	4	2	1		13		13
	Non-Ministry Funded					1		1	12	13
	TOTAL	3	3	4	2	2		14	12	26
Grand Total	Regular Ministry Funded	32	34	37	27	33		163		163
	Non-Ministry Funded	1	3	6	7	5	3	25	63	88
	TOTAL	33	37	43	34	38	3	188	63	251

Table 1
OTOLARYNGOLOGY - HEAD AND NECK SURGERY
2008-09 Post-M.D. Trainees
(Canadian Citizens/Permanent Residents vs Visa Trainees)
Faculty of Medicine Providing Post-M.D. Training
By
Rank

Faculty of Medicine Providing Post-M.D. Training		Residents						Fellows	Total	
		R-1	R-2	R-3	R-4	R-5	R-6	Sub-Total		Fellow
Dalhousie University	CC/PR*	3	2	2	1	2		10		10
	Visa Trainees		1		1			2		2
	TOTAL	3	3	2	2	2		12		12
Université Laval	CC/PR*	3	2	1	2	2		10		10
	Visa Trainees									
	TOTAL	3	2	1	2	2		10		10
Université de Sherbrooke	CC/PR*	1	2	2	1	1		7		7
	Visa Trainees									
	TOTAL	1	2	2	1	1		7		7
Université de Montréal	CC/PR*	3	2	2	2	3		12	1	13
	Visa Trainees								1	1
	TOTAL	3	2	2	2	3		12	2	14
McGill University	CC/PR*		3	1	4	2		10		10
	Visa Trainees		1	1	1	2	2	7		7
	TOTAL		4	2	5	4	2	17		17
University of Ottawa	CC/PR*	2	2	1	1	1		7	1	8
	Visa Trainees			1		1		2	1	3
	TOTAL	2	2	2	1	2		9	2	11
University of Toronto	CC/PR*	6	5	4	3	6		24	5	29
	Visa Trainees			1				1	13	14
	TOTAL	6	5	5	3	6		25	18	43
McMaster University	CC/PR*	2	2	1	1	1		7		7
	Visa Trainees									
	TOTAL	2	2	1	1	1		7		7
University of Western Ontario	CC/PR*	4	2	2	2	2		12	1	13
	Visa Trainees		1	1				2	1	3
	TOTAL	4	3	3	2	2		14	2	16
University of Manitoba	CC/PR*	2	2	2	1	1		8		8
	Visa Trainees	1						1		1
	TOTAL	3	2	2	1	1		9		9
University of Alberta	CC/PR*	2	3	1	3	2		11	2	13
	Visa Trainees								1	1
	TOTAL	2	3	1	3	2		11	3	14
University of Calgary	CC/PR*	1	1	1	2			5		5
	Visa Trainees									
	TOTAL	1	1	1	2			5		5
University of BC	CC/PR*	3	3	2	2	3		13		13
	Visa Trainees								3	3
	TOTAL	3	3	2	2	3		13	3	16
Grand Total	CC/PR*	32	31	22	25	26		136	10	146
	Visa Trainees	1	3	4	2	3	2	15	20	35
	TOTAL	33	34	26	27	29	2	151	30	181

Table 2
OTOLARYNGOLOGY - HEAD AND NECK SURGERY
2008-09 Post-M.D. Trainees
(Regular Ministry Funded vs All Other Funding)
Faculty of Medicine Providing Post-M.D. Training
By
Rank

Faculty of Medicine Providing Post-M.D. Training		Residents						Sub-Total	Fellows	Total
		R-1	R-2	R-3	R-4	R-5	R-6		Fellow	
Dalhousie University	Regular Ministry Funded	3	2	2	1	2		10		10
	Non-Ministry Funded		1		1			2		2
	TOTAL	3	3	2	2	2		12		12
Université Laval	Regular Ministry Funded	3	2	1	2	2		10		10
	Non-Ministry Funded									
	TOTAL	3	2	1	2	2		10		10
Université de Sherbrooke	Regular Ministry Funded	1	2	2	1	1		7		7
	Non-Ministry Funded									
	TOTAL	1	2	2	1	1		7		7
Université de Montréal	Regular Ministry Funded	3	2	2	2	3		12		12
	Non-Ministry Funded								2	2
	TOTAL	3	2	2	2	3		12	2	14
McGill University	Regular Ministry Funded		2	1	3	2		8		8
	Non-Ministry Funded		2	1	2	2	2	9		9
	TOTAL		4	2	5	4	2	17		17
University of Ottawa	Regular Ministry Funded	2	2	1	1	1		7		7
	Non-Ministry Funded			1		1		2	2	4
	TOTAL	2	2	2	1	2		9	2	11
University of Toronto	Regular Ministry Funded	6	5	5	3	6		25		25
	Non-Ministry Funded								18	18
	TOTAL	6	5	5	3	6		25	18	43
McMaster University	Regular Ministry Funded	2	2	1	1	1		7		7
	Non-Ministry Funded									
	TOTAL	2	2	1	1	1		7		7
University of Western Ontario	Regular Ministry Funded	3	2	2	2	2		11		11
	Non-Ministry Funded	1	1	1				3	2	5
	TOTAL	4	3	3	2	2		14	2	16
University of Manitoba	Regular Ministry Funded	2	1	2	1	1		7		7
	Non-Ministry Funded	1	1					2		2
	TOTAL	3	2	2	1	1		9		9
University of Alberta	Regular Ministry Funded	2	3	1	3	2		11		11
	Non-Ministry Funded								3	3
	TOTAL	2	3	1	3	2		11	3	14
University of Calgary	Regular Ministry Funded	1	1	1	2			5		5
	Non-Ministry Funded									
	TOTAL	1	1	1	2			5		5
University of BC	Regular Ministry Funded	3	3	2	2	2		12		12
	Non-Ministry Funded					1		1	3	4
	TOTAL	3	3	2	2	3		13	3	16
Grand Total	Regular Ministry Funded	31	29	23	24	25		132		132
	Non-Ministry Funded	2	5	3	3	4	2	19	30	49
	TOTAL	33	34	26	27	29	2	151	30	181

Table 1
ORTHOPEDIC SURGERY
2008-09 Post-M.D. Trainees
(Canadian Citizens/Permanent Residents vs Visa Trainees)
Faculty of Medicine Providing Post-M.D. Training
By Rank

Faculty of Medicine Providing Post-M.D. Training		Residents						Sub-Total	Fellows	Total
		R-1	R-2	R-3	R-4	R-5	R-6		Fellow	
Memorial University	CC/PR*	3	2	3	3	2		13		13
	Visa Trainees									
	TOTAL	3	2	3	3	2		13		13
Dalhousie University	CC/PR*	4	4	3	4	2		17		17
	Visa Trainees			1	1			2	2	4
	TOTAL	4	4	4	5	2		19	2	21
Université Laval	CC/PR*	3	5	3	3	1		15		15
	Visa Trainees									
	TOTAL	3	5	3	3	1		15		15
Université de Sherbrooke	CC/PR*	5	4	5	3	2		19		19
	Visa Trainees									
	TOTAL	5	4	5	3	2		19		19
Université de Montréal	CC/PR*	7	5	4	4	4		24	1	25
	Visa Trainees								2	2
	TOTAL	7	5	4	4	4		24	3	27
McGill University	CC/PR*		3	1	2	2		8		8
	Visa Trainees		3	4	2	3	2	14	2	16
	TOTAL		6	5	4	5	2	22	2	24
University of Ottawa	CC/PR*	6	5	4	6	5		26	1	27
	Visa Trainees			3		2		5	6	11
	TOTAL	6	5	7	6	7		31	7	38
Queen's University	CC/PR*	4	3	3	3	2		15	3	18
	Visa Trainees								1	1
	TOTAL	4	3	3	3	2		15	4	19
University of Toronto	CC/PR*	11	14	8	11	9		53	20	73
	Visa Trainees			1	2	2		5	32	37
	TOTAL	11	14	9	13	11		58	52	110
McMaster University	CC/PR*	9	7	6	4	3		29	2	31
	Visa Trainees	2	6	1	4	5		18	7	25
	TOTAL	11	13	7	8	8		47	9	56
University of Western Ontario	CC/PR*	6	6	4	2	4		22	11	33
	Visa Trainees			1				1	10	11
	TOTAL	6	6	5	2	4		23	21	44
University of Manitoba	CC/PR*	4	2	4	2	3		15		15
	Visa Trainees			2		1	3	6		6
	TOTAL	4	2	6	2	4	3	21		21
University of Saskatchewan	CC/PR*	4	3	2	4	3		16		16
	Visa Trainees			1				1		1
	TOTAL	4	3	3	4	3		17		17
University of Alberta	CC/PR*	3	4	4	4	2		17	1	18
	Visa Trainees	1	1	1	1	1		5	2	7
	TOTAL	4	5	5	5	3		22	3	25
University of Calgary	CC/PR*	5	7	5	5	4		26	2	28
	Visa Trainees								11	11
	TOTAL	5	7	5	5	4		26	13	39
University of BC	CC/PR*	6	6	6	6	5	2	31	7	38
	Visa Trainees								13	13
	TOTAL	6	6	6	6	5	2	31	20	51
Grand Total	CC/PR*	80	80	65	66	53	2	346	48	394
	Visa Trainees	3	10	15	10	14	5	57	88	145
	TOTAL	83	90	80	76	67	7	403	136	539

Table 2
ORTHOPEDIC SURGERY
2008-09 Post-M.D. Trainees
(Regular Ministry Funded vs All Other Funding)
Faculty of Medicine Providing Post-M.D. Training
By
Rank

Faculty of Medicine Providing Post-M.D. Training		Residents						Fellows	Total	
		R-1	R-2	R-3	R-4	R-5	R-6	Sub-Total		Fellow
Memorial University	Regular Ministry Funded	3	2	3	3	2		13		13
	Non-Ministry Funded									
	TOTAL	3	2	3	3	2		13		13
Dalhousie University	Regular Ministry Funded	3	4	2	4	2		15		15
	Non-Ministry Funded	1		2	1			4	2	6
	TOTAL	4	4	4	5	2		19	2	21
Université Laval	Regular Ministry Funded	3	5	3	3	1		15		15
	Non-Ministry Funded									
	TOTAL	3	5	3	3	1		15		15
Université de Sherbrooke	Regular Ministry Funded	5	4	5	3	2		19		19
	Non-Ministry Funded									
	TOTAL	5	4	5	3	2		19		19
Université de Montréal	Regular Ministry Funded	7	5	4	4	4		24	1	25
	Non-Ministry Funded								2	2
	TOTAL	7	5	4	4	4		24	3	27
McGill University	Regular Ministry Funded		3	5	2	3		13		13
	Non-Ministry Funded		3		2	2	2	9	2	11
	TOTAL		6	5	4	5	2	22	2	24
University of Ottawa	Regular Ministry Funded	6	5	4	6	4		25		25
	Non-Ministry Funded			3		3		6	7	13
	TOTAL	6	5	7	6	7		31	7	38
Queen's University	Regular Ministry Funded	4	3	3	3	2		15		15
	Non-Ministry Funded								4	4
	TOTAL	4	3	3	3	2		15	4	19
University of Toronto	Regular Ministry Funded	11	14	8	12	9		54		54
	Non-Ministry Funded			1	1	2		4	52	56
	TOTAL	11	14	9	13	11		58	52	110
McMaster University	Regular Ministry Funded	9	7	6	4	3		29		29
	Non-Ministry Funded	2	6	1	4	5		18	9	27
	TOTAL	11	13	7	8	8		47	9	56
University of Western Ontario	Regular Ministry Funded	6	6	5	2	4		23		23
	Non-Ministry Funded								21	21
	TOTAL	6	6	5	2	4		23	21	44
University of Manitoba	Regular Ministry Funded	4	2	4	2	3		15		15
	Non-Ministry Funded			2		1	3	6		6
	TOTAL	4	2	6	2	4	3	21		21
University of Saskatchewan	Regular Ministry Funded	3	3	1	3	3		13		13
	Non-Ministry Funded	1		2	1			4		4
	TOTAL	4	3	3	4	3		17		17
University of Alberta	Regular Ministry Funded	3	4	3	4	2		16		16
	Non-Ministry Funded	1	1	2	1	1		6	3	9
	TOTAL	4	5	5	5	3		22	3	25
University of Calgary	Regular Ministry Funded	5	6	4	5	4		24		24
	Non-Ministry Funded		1	1				2	13	15
	TOTAL	5	7	5	5	4		26	13	39
University of BC	Regular Ministry Funded	6	6	6	6	5	2	31	2	33
	Non-Ministry Funded								18	18
	TOTAL	6	6	6	6	5	2	31	20	51
Grand Total	Regular Ministry Funded	78	79	66	66	53	2	344	3	347
	Non-Ministry Funded	5	11	14	10	14	5	59	133	192
	TOTAL	83	90	80	76	67	7	403	136	539

**Table 1
PLASTIC SURGERY
2008-09 Post-M.D. Trainees
(Canadian Citizens/Permanent Residents vs Visa Trainees)
Faculty of Medicine Providing Post-M.D. Training
By
Rank**

Faculty of Medicine Providing Post-M.D. Training		Residents						Sub-Total	Fellows	Total
		R-1	R-2	R-3	R-4	R-5	R-6		Fellow	
Dalhousie University	CC/PR*	1	3	1	4	1		10		10
	Visa Trainees				1			1		1
	TOTAL	1	3	1	5	1		11		11
Université Laval	CC/PR*	2	2					4		4
	Visa Trainees									
	TOTAL	2	2					4		4
Université de Sherbrooke	CC/PR*	1	1					2		2
	Visa Trainees									
	TOTAL	1	1					2		2
Université de Montréal	CC/PR*	2	1	5	7	5		20	1	21
	Visa Trainees								2	2
	TOTAL	2	1	5	7	5		20	3	23
McGill University	CC/PR*			2	2	3		7	1	8
	Visa Trainees			2	1		1	4		4
	TOTAL			4	3	3	1	11	1	12
University of Toronto	CC/PR*	5	3	2	2	2		14	5	19
	Visa Trainees	1	1	1	1	1		5	15	20
	TOTAL	6	4	3	3	3		19	20	39
McMaster University	CC/PR*	3	2	2	2	4		13		13
	Visa Trainees					1		1		1
	TOTAL	3	2	2	2	5		14		14
University of Western Ontario	CC/PR*	2	2	2	3	1		10		10
	Visa Trainees								1	1
	TOTAL	2	2	2	3	1		10	1	11
University of Manitoba	CC/PR*	2	2	2	1	1		8		8
	Visa Trainees				1	1		2		2
	TOTAL	2	2	2	2	2		10		10
University of Alberta	CC/PR*	2	3	2	3	1		11		11
	Visa Trainees					1		1	1	2
	TOTAL	2	3	2	3	2		12	1	13
University of Calgary	CC/PR*	1	1	1	1	2		6		6
	Visa Trainees									
	TOTAL	1	1	1	1	2		6		6
University of BC	CC/PR*	3	3	3	2	1		12		12
	Visa Trainees								2	2
	TOTAL	3	3	3	2	1		12	2	14
Grand Total	CC/PR*	24	23	22	27	21		117	7	124
	Visa Trainees	1	1	3	4	4	1	14	21	35
	TOTAL	25	24	25	31	25	1	131	28	159

Table 2
PLASTIC SURGERY
2008-09 Post-M.D. Trainees
(Regular Ministry Funded vs All Other Funding)
Faculty of Medicine Providing Post-M.D. Training
By
Rank

Faculty of Medicine Providing Post-M.D. Training		Residents						Sub-Total	Fellows	Total
		R-1	R-2	R-3	R-4	R-5	R-6		Fellow	
Dalhousie University	Regular Ministry Funded	1	3	1	2			7		7
	Non-Ministry Funded				3	1		4		4
	TOTAL	1	3	1	5	1		11		11
Université Laval	Regular Ministry Funded	2	2					4		4
	Non-Ministry Funded									
	TOTAL	2	2					4		4
Université de Sherbrooke	Regular Ministry Funded	1	1					2		2
	Non-Ministry Funded									
	TOTAL	1	1					2		2
Université de Montréal	Regular Ministry Funded	2	1	5	7	5		20	1	21
	Non-Ministry Funded								2	2
	TOTAL	2	1	5	7	5		20	3	23
McGill University	Regular Ministry Funded			1	2	3		6		6
	Non-Ministry Funded			3	1		1	5	1	6
	TOTAL			4	3	3	1	11	1	12
University of Toronto	Regular Ministry Funded	5	3	2	2	2		14		14
	Non-Ministry Funded	1	1	1	1	1		5	20	25
	TOTAL	6	4	3	3	3		19	20	39
McMaster University	Regular Ministry Funded	3	2	2	2	4		13		13
	Non-Ministry Funded					1		1		1
	TOTAL	3	2	2	2	5		14		14
University of Western Ontario	Regular Ministry Funded	2	2	2	3	1		10		10
	Non-Ministry Funded								1	1
	TOTAL	2	2	2	3	1		10	1	11
University of Manitoba	Regular Ministry Funded	2	2	2	1	1		8		8
	Non-Ministry Funded				1	1		2		2
	TOTAL	2	2	2	2	2		10		10
University of Alberta	Regular Ministry Funded	2	3	2	2	1		10		10
	Non-Ministry Funded				1	1		2	1	3
	TOTAL	2	3	2	3	2		12	1	13
University of Calgary	Regular Ministry Funded	1	1	1	1	2		6		6
	Non-Ministry Funded									
	TOTAL	1	1	1	1	2		6		6
University of BC	Regular Ministry Funded	3	3	3	2	1		12		12
	Non-Ministry Funded								2	2
	TOTAL	3	3	3	2	1		12	2	14
Grand Total	Regular Ministry Funded	24	23	21	24	20		112	1	113
	Non-Ministry Funded	1	1	4	7	5	1	19	27	46
	TOTAL	25	24	25	31	25	1	131	28	159

Table 1
UROLOGY
2008-09 Post-M.D. Trainees
(Canadian Citizens/Permanent Residents vs Visa Trainees)
Faculty of Medicine Providing Post-M.D. Training
By
Rank

Faculty of Medicine Providing Post-M.D. Training		Residents						Fellows	Total	
		R-1	R-2	R-3	R-4	R-5	R-6	Sub-Total		Fellow
Dalhousie University	CC/PR*	3	2	2	1	2		10		10
	Visa Trainees	1						1	1	2
	TOTAL	4	2	2	1	2		11	1	12
Université Laval	CC/PR*	2	2	3	3			10		10
	Visa Trainees								1	1
	TOTAL	2	2	3	3			10	1	11
Université de Sherbrooke	CC/PR*	2	1	2				5		5
	Visa Trainees									
	TOTAL	2	1	2				5		5
Université de Montréal	CC/PR*	3	3	2	1	2		11		11
	Visa Trainees					1		1	1	2
	TOTAL	3	3	2	1	3		12	1	13
McGill University	CC/PR*			1	3	1		5		5
	Visa Trainees			2	1	1	5	9		9
	TOTAL			3	4	2	5	14		14
University of Ottawa	CC/PR*	3	3	2	2	2		12	1	13
	Visa Trainees			1	1	1		3	1	4
	TOTAL	3	3	3	3	3		15	2	17
Queen's University	CC/PR*	1	1	1	1	1		5		5
	Visa Trainees									
	TOTAL	1	1	1	1	1		5		5
University of Toronto	CC/PR*	5	4	4	4	4		21	8	29
	Visa Trainees								16	16
	TOTAL	5	4	4	4	4		21	24	45
McMaster University	CC/PR*	3	2	1	2	1		9	1	10
	Visa Trainees			1	1			2	1	3
	TOTAL	3	2	2	3	1		11	2	13
University of Western Ontario	CC/PR*	3	2	1	2	2		10		10
	Visa Trainees								5	5
	TOTAL	3	2	1	2	2		10	5	15
University of Manitoba	CC/PR*	2	2	3	1	1		9		9
	Visa Trainees				1	1		2		2
	TOTAL	2	2	3	2	2		11		11
University of Alberta	CC/PR*	2	1	3	1	3		10		10
	Visa Trainees									
	TOTAL	2	1	3	1	3		10		10
University of BC	CC/PR*	3	4	3	2	3		15		15
	Visa Trainees								1	1
	TOTAL	3	4	3	2	3		15	1	16
Grand Total	CC/PR*	32	27	28	23	22		132	10	142
	Visa Trainees	1		4	4	4	5	18	27	45
	TOTAL	33	27	32	27	26	5	150	37	187

Table 2
UROLOGY
2008-09 Post-M.D. Trainees
(Regular Ministry Funded vs All Other Funding)
Faculty of Medicine Providing Post-M.D. Training
By
Rank

Faculty of Medicine Providing Post-M.D. Training		Residents						Sub-Total	Fellows	Total
		R-1	R-2	R-3	R-4	R-5	R-6		Fellow	
Dalhousie University	Regular Ministry Funded	3	2	2	1	2		10		10
	Non-Ministry Funded	1						1	1	2
	TOTAL	4	2	2	1	2		11	1	12
Université Laval	Regular Ministry Funded	2	2	3	3			10		10
	Non-Ministry Funded								1	1
	TOTAL	2	2	3	3			10	1	11
Université de Sherbrooke	Regular Ministry Funded	2	1	2				5		5
	Non-Ministry Funded									
	TOTAL	2	1	2				5		5
Université de Montréal	Regular Ministry Funded	3	3	2	1	3		12		12
	Non-Ministry Funded								1	1
	TOTAL	3	3	2	1	3		12	1	13
McGill University	Regular Ministry Funded			2	3	2		7		7
	Non-Ministry Funded			1	1		5	7		7
	TOTAL			3	4	2	5	14		14
University of Ottawa	Regular Ministry Funded	3	3	2	2	2		12		12
	Non-Ministry Funded			1	1	1		3	2	5
	TOTAL	3	3	3	3	3		15	2	17
Queen's University	Regular Ministry Funded	1	1	1	1	1		5		5
	Non-Ministry Funded									
	TOTAL	1	1	1	1	1		5		5
University of Toronto	Regular Ministry Funded	5	4	4	4	4		21		21
	Non-Ministry Funded								24	24
	TOTAL	5	4	4	4	4		21	24	45
McMaster University	Regular Ministry Funded	3	2	1	2	1		9		9
	Non-Ministry Funded			1	1			2	2	4
	TOTAL	3	2	2	3	1		11	2	13
University of Western Ontario	Regular Ministry Funded	3	2	1	2	2		10		10
	Non-Ministry Funded								5	5
	TOTAL	3	2	1	2	2		10	5	15
University of Manitoba	Regular Ministry Funded	2	2	3	1	1		9		9
	Non-Ministry Funded				1	1		2		2
	TOTAL	2	2	3	2	2		11		11
University of Alberta	Regular Ministry Funded	2	1	3	1	3		10		10
	Non-Ministry Funded									
	TOTAL	2	1	3	1	3		10		10
University of BC	Regular Ministry Funded	3	4	3	2	3		15		15
	Non-Ministry Funded								1	1
	TOTAL	3	4	3	2	3		15	1	16
Grand Total	Regular Ministry Funded	32	27	29	23	24		135		135
	Non-Ministry Funded	1		3	4	2	5	15	37	52
	TOTAL	33	27	32	27	26	5	150	37	187

**Table 1
NEURORADIOLOGY
2008-09 Post-M.D. Trainees
(Canadian Citizens/Permanent Residents vs Visa Trainees)
Faculty of Medicine Providing Post-M.D. Training
By
Rank**

Faculty of Medicine Providing Post-M.D. Training		Residents			Fellows	Total
		R-6	R-7	Sub-Total	Fellow	
Dalhousie University	CC/PR*		1	1		1
	Visa Trainees					
	TOTAL		1	1		1
Université de Montréal	CC/PR*					
	Visa Trainees				2	2
	TOTAL				2	2
McGill University	CC/PR*					
	Visa Trainees				1	1
	TOTAL				1	1
University of Ottawa	CC/PR*					
	Visa Trainees				4	4
	TOTAL				4	4
University of Toronto	CC/PR*	1		1	3	4
	Visa Trainees				5	5
	TOTAL	1		1	8	9
University of Western Ontario	CC/PR*				1	1
	Visa Trainees				1	1
	TOTAL				2	2
University of Calgary	CC/PR*				1	1
	Visa Trainees				1	1
	TOTAL				2	2
University of BC	CC/PR*				2	2
	Visa Trainees				2	2
	TOTAL				4	4
Grand Total	CC/PR*	1	1	2	7	9
	Visa Trainees				16	16
	TOTAL	1	1	2	23	25

Table 2
NEURORADIOLOGY
2008-09 Post-M.D. Trainees
(Regular Ministry Funded vs All Other Funding)
Faculty of Medicine Providing Post-M.D. Training
By
Rank

Faculty of Medicine Providing Post-M.D. Training		Residents			Fellows	Total
		R-6	R-7	Sub-Total	Fellow	
Dalhousie University	Regular Ministry Funded					
	Non-Ministry Funded		1	1		1
	TOTAL		1	1		1
Université de Montréal	Regular Ministry Funded				1	1
	Non-Ministry Funded				1	1
	TOTAL				2	2
McGill University	Regular Ministry Funded					
	Non-Ministry Funded				1	1
	TOTAL				1	1
University of Ottawa	Regular Ministry Funded					
	Non-Ministry Funded				4	4
	TOTAL				4	4
University of Toronto	Regular Ministry Funded	1		1		1
	Non-Ministry Funded				8	8
	TOTAL	1		1	8	9
University of Western Ontario	Regular Ministry Funded					
	Non-Ministry Funded				2	2
	TOTAL				2	2
University of Calgary	Regular Ministry Funded					
	Non-Ministry Funded				2	2
	TOTAL				2	2
University of BC	Regular Ministry Funded					
	Non-Ministry Funded				4	4
	TOTAL				4	4
Grand Total	Regular Ministry Funded	1		1	1	2
	Non-Ministry Funded		1	1	22	23
	TOTAL	1	1	2	23	25

**Table 1
 PEDIATRIC RADIOLOGY
 2008-09 Post-M.D. Trainees
 (Canadian Citizens/Permanent Residents vs Visa Trainees)
 Faculty of Medicine Providing Post-M.D. Training
 By
 Rank**

Faculty of Medicine Providing Post-M.D. Training		Fellows	Total
		Fellow	
Université de Montréal	CC/PR*		
	Visa Trainees	1	1
	TOTAL	1	1
McGill University	CC/PR*		
	Visa Trainees	1	1
	TOTAL	1	1
University of Toronto	CC/PR*	3	3
	Visa Trainees	15	15
	TOTAL	18	18
University of BC	CC/PR*	1	1
	Visa Trainees	2	2
	TOTAL	3	3
Grand Total	CC/PR*	4	4
	Visa Trainees	19	19
	TOTAL	23	23

Table 2
PEDIATRIC RADIOLOGY
2008-09 Post-M.D. Trainees
(Regular Ministry Funded vs All Other Funding)
Faculty of Medicine Providing Post-M.D. Training
By
Rank

Faculty of Medicine Providing Post-M.D. Training		Fellows	Total
		Fellow	
Université de Montréal	Regular Ministry Funded	1	1
	Non-Ministry Funded		
	TOTAL	1	1
McGill University	Regular Ministry Funded		
	Non-Ministry Funded	1	1
	TOTAL	1	1
University of Toronto	Regular Ministry Funded		
	Non-Ministry Funded	18	18
	TOTAL	18	18
University of BC	Regular Ministry Funded		
	Non-Ministry Funded	3	3
	TOTAL	3	3
Grand Total	Regular Ministry Funded	1	1
	Non-Ministry Funded	22	22
	TOTAL	23	23

**Table 1
CARDIOLOGY
2008-09 Post-M.D. Trainees
(Canadian Citizens/Permanent Residents vs Visa Trainees)
Faculty of Medicine Providing Post-M.D. Training
By
Rank**

Faculty of Medicine Providing Post-M.D. Training			Residents					Fellows	Total
			R-4	R-5	R-6	R-7	Sub-Total	Fellow	
Dalhousie University	Cardiology (Int.Med.)	CC/PR*	3	3	2		8		8
		Visa Trainees	1				1	1	2
		TOTAL	4	3	2		9	1	10
	Cardiology (Ped.)	CC/PR*				1	1		1
		Visa Trainees							
		TOTAL				1	1		1
Université Laval	Cardiology (Int.Med.)	CC/PR*		1	5		6		6
		Visa Trainees						5	5
		TOTAL		1	5		6	5	11
Université de Sherbrooke	Cardiology (Int.Med.)	CC/PR*	1	3	2		6		6
		Visa Trainees							
		TOTAL	1	3	2		6		6
Université de Montréal	Cardiology (Int.Med.)	CC/PR*	3	6	7	1	17		17
		Visa Trainees						21	21
		TOTAL	3	6	7	1	17	21	38
	Cardiology (Ped.)	CC/PR*							
		Visa Trainees						3	3
		TOTAL						3	3
McGill University	Cardiology (Int.Med.)	CC/PR*	4	6	4	1	15		15
		Visa Trainees	2		4		6	2	8
		TOTAL	6	6	8	1	21	2	23
	Cardiology (Ped.)	CC/PR*			3		3		3
		Visa Trainees							
		TOTAL			3		3		3
University of Ottawa	Cardiology (Int.Med.)	CC/PR*	3	2	4		9	6	15
		Visa Trainees	1	1			2	8	10
		TOTAL	4	3	4		11	14	25
	Cardiology (Ped.)	CC/PR*		1			1		1
		Visa Trainees						1	1
		TOTAL		1			1	1	2
Queen's University	Cardiology (Int.Med.)	CC/PR*	2	2	2		6	1	7
		Visa Trainees						1	1
		TOTAL	2	2	2		6	2	8
University of Toronto	Cardiology (Int.Med.)	CC/PR*	4	8	7		19	15	34
		Visa Trainees	3	3			6	39	45
		TOTAL	7	11	7		25	54	79
	Cardiology (Ped.)	CC/PR*	1	1	1		3	2	5
		Visa Trainees						23	23
		TOTAL	1	1	1		3	25	28

(continued)

**Table 1
CARDIOLOGY
2008-09 Post-M.D. Trainees
(Canadian Citizens/Permanent Residents vs Visa Trainees)
Faculty of Medicine Providing Post-M.D. Training
By
Rank**

Faculty of Medicine Providing Post-M.D. Training			Residents					Fellows	Total
			R-4	R-5	R-6	R-7	Sub-Total	Fellow	
McMaster University	Cardiology (Int.Med.)	CC/PR*	2	1	3		6	1	7
		Visa Trainees	1		1		2	6	8
		TOTAL	3	1	4		8	7	15
University of Western Ontario	Cardiology (Int.Med.)	CC/PR*	3	3	2		8	3	11
		Visa Trainees	1				1	5	6
		TOTAL	4	3	2		9	8	17
University of Manitoba	Cardiology (Int.Med.)	CC/PR*	1	4	3		8		8
		Visa Trainees							
		TOTAL	1	4	3		8		8
University of Saskatchewan	Cardiology (Int.Med.)	CC/PR*		1	3		4		4
		Visa Trainees							
		TOTAL		1	3		4		4
University of Alberta	Cardiology (Int.Med.)	CC/PR*	4	2	3		9	4	13
		Visa Trainees		1	2		3	11	14
		TOTAL	4	3	5		12	15	27
University of Alberta	Cardiology (Ped.)	CC/PR*	1	1	1		3	1	4
		Visa Trainees			1		1	4	5
		TOTAL	1	1	2		4	5	9
University of Calgary	Cardiology (Int.Med.)	CC/PR*	4	2	3		9	6	15
		Visa Trainees		1			1	4	5
		TOTAL	4	3	3		10	10	20
University of BC	Cardiology (Int.Med.)	CC/PR*	4	5	3		12	4	16
		Visa Trainees	1	1			2	21	23
		TOTAL	5	6	3		14	25	39
University of BC	Cardiology (Ped.)	CC/PR*			1		1		1
		Visa Trainees		1	1		2	2	4
		TOTAL		1	2		3	2	5
Grand Total	Cardiology (Int.Med.)	CC/PR*	38	49	53	2	142	40	182
		Visa Trainees	10	7	7		24	124	148
		TOTAL	48	56	60	2	166	164	330
	Cardiology (Ped.)	CC/PR*	2	3	6	1	12	3	15
		Visa Trainees		1	2		3	33	36
		TOTAL	2	4	8	1	15	36	51
			50	60	68	3	181	200	381

**Table 2
CARDIOLOGY
2008-09 Post-M.D. Trainees
(Regular Ministry Funded vs All Other Funding)
Faculty of Medicine Providing Post-M.D. Training
By
Rank**

Faculty of Medicine Providing Post-M.D. Training			Residents					Fellows	Total
			R-4	R-5	R-6	R-7	Sub-Total	Fellow	
Dalhousie University	Cardiology (Int.Med.)	Regular Ministry Funded	3	3			6		6
		Non-Ministry Funded	1		2		3	1	4
		TOTAL	4	3	2		9	1	10
	Cardiology (Ped.)	Regular Ministry Funded							
		Non-Ministry Funded				1	1		1
		TOTAL				1	1		1
Université Laval	Cardiology (Int.Med.)	Regular Ministry Funded		1	5		6		6
		Non-Ministry Funded						5	5
		TOTAL		1	5		6	5	11
Université de Sherbrooke	Cardiology (Int.Med.)	Regular Ministry Funded	1	3	2		6		6
		Non-Ministry Funded							
		TOTAL	1	3	2		6		6
Université de Montréal	Cardiology (Int.Med.)	Regular Ministry Funded	3	6	7	1	17	1	18
		Non-Ministry Funded						20	20
		TOTAL	3	6	7	1	17	21	38
	Cardiology (Ped.)	Regular Ministry Funded							
		Non-Ministry Funded						3	3
		TOTAL						3	3
McGill University	Cardiology (Int.Med.)	Regular Ministry Funded	4	6	4	1	15		15
		Non-Ministry Funded	2		4		6	2	8
		TOTAL	6	6	8	1	21	2	23
	Cardiology (Ped.)	Regular Ministry Funded			3		3		3
		Non-Ministry Funded							
		TOTAL			3		3		3
University of Ottawa	Cardiology (Int.Med.)	Regular Ministry Funded	2	2	2		6		6
		Non-Ministry Funded	2	1	2		5	14	19
		TOTAL	4	3	4		11	14	25
	Cardiology (Ped.)	Regular Ministry Funded		1			1		1
		Non-Ministry Funded						1	1
		TOTAL		1			1	1	2
Queen's University	Cardiology (Int.Med.)	Regular Ministry Funded	2	2	2		6		6
		Non-Ministry Funded						2	2
		TOTAL	2	2	2		6	2	8
University of Toronto	Cardiology (Int.Med.)	Regular Ministry Funded	4	8	7		19		19
		Non-Ministry Funded	3	3			6	54	60
		TOTAL	7	11	7		25	54	79
	Cardiology (Ped.)	Regular Ministry Funded	1				1		1
		Non-Ministry Funded		1	1		2	25	27
		TOTAL	1	1	1		3	25	28
McMaster University	Cardiology (Int.Med.)	Regular Ministry Funded	2	1	3		6		6
		Non-Ministry Funded	1		1		2	7	9
		TOTAL	3	1	4		8	7	15
University of Western Ontario	Cardiology (Int.Med.)	Regular Ministry Funded	3	3	2		8		8
		Non-Ministry Funded	1				1	8	9
		TOTAL	4	3	2		9	8	17

(continued)

Table 2
CARDIOLOGY
2008-09 Post-M.D. Trainees
(Regular Ministry Funded vs All Other Funding)
Faculty of Medicine Providing Post-M.D. Training
By
Rank

Faculty of Medicine Providing Post-M.D. Training			Residents					Fellows	Total
			R-4	R-5	R-6	R-7	Sub-Total	Fellow	
University of Manitoba	Cardiology (Int.Med.)	Regular Ministry Funded	1	4	2		7		7
		Non-Ministry Funded			1		1		1
		TOTAL	1	4	3		8		8
University of Saskatchewan	Cardiology (Int.Med.)	Regular Ministry Funded		1	3		4		4
		Non-Ministry Funded							
		TOTAL		1	3		4		4
University of Alberta	Cardiology (Int.Med.)	Regular Ministry Funded	4	2	3		9		9
		Non-Ministry Funded		1	2		3	15	18
		TOTAL	4	3	5		12	15	27
	Cardiology (Ped.)	Regular Ministry Funded	1	1			2		2
		Non-Ministry Funded			2		2	5	7
		TOTAL	1	1	2		4	5	9
University of Calgary	Cardiology (Int.Med.)	Regular Ministry Funded	4	2	3		9		9
		Non-Ministry Funded		1			1	10	11
		TOTAL	4	3	3		10	10	20
University of BC	Cardiology (Int.Med.)	Regular Ministry Funded	4	5	3		12		12
		Non-Ministry Funded	1	1			2	25	27
		TOTAL	5	6	3		14	25	39
	Cardiology (Ped.)	Regular Ministry Funded			1		1		1
		Non-Ministry Funded		1	1		2	2	4
		TOTAL		1	2		3	2	5
Grand Total	Cardiology (Int.Med.)	Regular Ministry Funded	37	49	48	2	136	1	137
		Non-Ministry Funded	11	7	12		30	163	193
		TOTAL	48	56	60	2	166	164	330
	Cardiology (Ped.)	Regular Ministry Funded	2	2	4		8		8
		Non-Ministry Funded		2	4	1	7	36	43
		TOTAL	2	4	8	1	15	36	51
		50	60	68	3	181	200	381	

**Table 1
CLINICAL IMMUNOLOGY AND ALLERGY
2008-09 Post-M.D. Trainees
(Canadian Citizens/Permanent Residents vs Visa Trainees)
Faculty of Medicine Providing Post-M.D. Training
By
Rank**

Faculty of Medicine Providing Post-M.D. Training			Residents				Fellows	Total
			R-4	R-5	R-6	Sub-Total	Fellow	
Université de Montréal	Clin. Imm./Allergy (Int.Med.)	CC/PR*	1			1		1
		Visa Trainees						
		TOTAL	1			1		1
McGill University	Clin. Imm./Allergy (Int.Med.)	CC/PR*		1		1		1
		Visa Trainees						
		TOTAL		1		1		1
	Clin. Imm./Allergy (Ped.)	CC/PR*	1	2		3		3
		Visa Trainees	1	1		2		2
		TOTAL	2	3		5		5
University of Toronto	Clin. Imm./Allergy (Int.Med.)	CC/PR*	1			1		1
		Visa Trainees						
		TOTAL	1			1		1
	Clin. Imm./Allergy (Ped.)	CC/PR*	2	1		3		3
		Visa Trainees		1		1	2	3
		TOTAL	2	2		4	2	6
McMaster University	Clin. Imm./Allergy (Int.Med.)	CC/PR*	1		1	2		2
		Visa Trainees	1			1	1	2
		TOTAL	2		1	3	1	4
	Clin. Imm./Allergy (Ped.)	CC/PR*		3		3		3
		Visa Trainees						
		TOTAL		3		3		3
University of Western Ontario	Clin. Imm./Allergy (Int.Med.)	CC/PR*						
		Visa Trainees	1			1		1
		TOTAL	1			1		1
University of Manitoba	Clin. Imm./Allergy (Int.Med.)	CC/PR*	1			1		1
		Visa Trainees						
		TOTAL	1			1		1
	Clin. Imm./Allergy (Ped.)	CC/PR*		1		1		1
		Visa Trainees	1			1		1
		TOTAL	1	1		2		2
Grand Total	Clin. Imm./Allergy (Int.Med.)	CC/PR*	4	1	1	6		6
		Visa Trainees	2			2	1	3
		TOTAL	6	1	1	8	1	9
	Clin. Imm./Allergy (Ped.)	CC/PR*	3	7		10		10
		Visa Trainees	2	2		4	2	6
		TOTAL	5	9		14	2	16
			11	10	1	22	3	25

Table 2
CLINICAL IMMUNOLOGY AND ALLERGY
2008-09 Post-M.D. Trainees
(Regular Ministry Funded vs All Other Funding)
Faculty of Medicine Providing Post-M.D. Training
By
Rank

Faculty of Medicine Providing Post-M.D. Training			Residents				Fellows	Total
			R-4	R-5	R-6	Sub-Total	Fellow	
Université de Montréal	Clin. Imm./Allergy (Int.Med.)	Regular Ministry Funded	1			1		1
		Non-Ministry Funded						
		TOTAL	1			1		1
McGill University	Clin. Imm./Allergy (Int.Med.)	Regular Ministry Funded		1		1		1
		Non-Ministry Funded						
		TOTAL		1		1		1
	Clin. Imm./Allergy (Ped.)	Regular Ministry Funded	1	2		3		3
		Non-Ministry Funded	1	1		2		2
		TOTAL	2	3		5		5
University of Toronto	Clin. Imm./Allergy (Int.Med.)	Regular Ministry Funded	1			1		1
		Non-Ministry Funded						
		TOTAL	1			1		1
	Clin. Imm./Allergy (Ped.)	Regular Ministry Funded	2	1		3		3
		Non-Ministry Funded		1		1	2	3
		TOTAL	2	2		4	2	6
McMaster University	Clin. Imm./Allergy (Int.Med.)	Regular Ministry Funded	1		1	2		2
		Non-Ministry Funded	1			1	1	2
		TOTAL	2		1	3	1	4
	Clin. Imm./Allergy (Ped.)	Regular Ministry Funded		3		3		3
		Non-Ministry Funded						
		TOTAL		3		3		3
University of Western Ontario	Clin. Imm./Allergy (Int.Med.)	Regular Ministry Funded						
		Non-Ministry Funded	1			1		1
		TOTAL	1			1		1
University of Manitoba	Clin. Imm./Allergy (Int.Med.)	Regular Ministry Funded	1			1		1
		Non-Ministry Funded						
		TOTAL	1			1		1
	Clin. Imm./Allergy (Ped.)	Regular Ministry Funded						
		Non-Ministry Funded	1	1		2		2
		TOTAL	1	1		2		2
Grand Total	Clin. Imm./Allergy (Int.Med.)	Regular Ministry Funded	4	1	1	6		6
		Non-Ministry Funded	2			2	1	3
		TOTAL	6	1	1	8	1	9
	Clin. Imm./Allergy (Ped.)	Regular Ministry Funded	3	6		9		9
		Non-Ministry Funded	2	3		5	2	7
		TOTAL	5	9		14	2	16
			11	10	1	22	3	25

**Table 1
 CLINICAL PHARMACOLOGY
 2008-09 Post-M.D. Trainees
 (Canadian Citizens/Permanent Residents vs Visa Trainees)
 Faculty of Medicine Providing Post-M.D. Training
 By
 Rank**

Faculty of Medicine Providing Post-M.D. Training			Residents	Fellows	Total
			R-4	Fellow	
University of Toronto	Clin. Pharmacology (Int.Med.)	CC/PR*		2	2
		Visa Trainees		1	1
		TOTAL		3	3
	Clinical Pharmacology (Ped.)	CC/PR*		3	3
		Visa Trainees		3	3
		TOTAL		6	6
University of Western Ontario	Clin. Pharmacology (Int.Med.)	CC/PR*	1		1
		Visa Trainees	1		1
		TOTAL	2		2
University of BC	Clinical Pharmacology (Anes.)	CC/PR*			
		Visa Trainees		2	2
		TOTAL		2	2
Grand Total	Clinical Pharmacology (Anes.)	CC/PR*			
		Visa Trainees		2	2
		TOTAL		2	2
	Clin. Pharmacology (Int.Med.)	CC/PR*	1	2	3
		Visa Trainees	1	1	2
		TOTAL	2	3	5
	Clinical Pharmacology (Ped.)	CC/PR*		3	3
		Visa Trainees		3	3
		TOTAL		6	6
			2	11	13

Table 2
CLINICAL PHARMACOLOGY
2008-09 Post-M.D. Trainees
(Regular Ministry Funded vs All Other Funding)
Faculty of Medicine Providing Post-M.D. Training
By
Rank

Faculty of Medicine Providing Post-M.D. Training			Residents	Fellows	Total	
			R-4	Fellow		
University of Toronto	Clin. Pharmacology (Int.Med.)	Regular Ministry Funded				
		Non-Ministry Funded		3	3	
		TOTAL		3	3	
	Clinical Pharmacology (Ped.)	Regular Ministry Funded				
		Non-Ministry Funded		6	6	
		TOTAL		6	6	
University of Western Ontario	Clin. Pharmacology (Int.Med.)	Regular Ministry Funded	1		1	
		Non-Ministry Funded	1		1	
		TOTAL	2		2	
University of BC	Clinical Pharmacology (Anes.)	Regular Ministry Funded				
		Non-Ministry Funded		2	2	
		TOTAL		2	2	
Grand Total	Clinical Pharmacology (Anes.)	Regular Ministry Funded				
		Non-Ministry Funded		2	2	
		TOTAL		2	2	
	Clin. Pharmacology (Int.Med.)	Regular Ministry Funded	1		1	
		Non-Ministry Funded	1	3	4	
		TOTAL	2	3	5	
	Clinical Pharmacology (Ped.)	Regular Ministry Funded				
		Non-Ministry Funded		6	6	
		TOTAL		6	6	
				2	11	13

Table 1
CRITICAL CARE
2008-09 Post-M.D. Trainees
(Canadian Citizens/Permanent Residents vs Visa Trainees)
Faculty of Medicine Providing Post-M.D. Training
By
Rank

Faculty of Medicine Providing Post-M.D. Training			Residents				Fellows	Total	
			R-4	R-5	R-6	R-7	Sub-Total		Fellow
Dalhousie University	Critical Care (Int. Med)	CC/PR*	1				1		1
		Visa Trainees							
		TOTAL	1				1		1
Université Laval	Critical Care (Int. Med)	CC/PR*	2	1			3		3
		Visa Trainees							
		TOTAL	2	1			3		3
Université de Montréal	Critical Care (Surgery)	CC/PR*			1		1		1
		Visa Trainees							
		TOTAL			1		1		1
Université de Montréal	Critical Care (Anes.)	CC/PR*			3		3		3
		Visa Trainees							
		TOTAL			3		3		3
Université de Montréal	Critical Care (Int. Med)	CC/PR*			4		4		4
		Visa Trainees						1	1
		TOTAL			4		4	1	5
McGill University	Critical Care (Ped.)	CC/PR*							
		Visa Trainees	1				1	3	4
		TOTAL	1				1	3	4
McGill University	Critical Care (Ped.)	CC/PR*							
		Visa Trainees	1	2			3		3
		TOTAL	1	2			3		3
McGill University	Critical Care (Surgery)	CC/PR*							
		Visa Trainees			1		1		1
		TOTAL			1		1		1
University of Ottawa	Critical Care (Anes.)	CC/PR*				1	1		1
		Visa Trainees							
		TOTAL				1	1		1
University of Ottawa	Critical Care (Int. Med)	CC/PR*	2	2			4		4
		Visa Trainees						2	2
		TOTAL	2	2			4	2	6
University of Ottawa	Critical Care (Ped.)	CC/PR*	3				3		3
		Visa Trainees							
		TOTAL	3				3		3
University of Ottawa	Critical Care (Surgery)	CC/PR*			1	1	2		2
		Visa Trainees							
		TOTAL			1	1	2		2

(continued)

Table 1
CRITICAL CARE
2008-09 Post-M.D. Trainees
(Canadian Citizens/Permanent Residents vs Visa Trainees)
Faculty of Medicine Providing Post-M.D. Training
By
Rank

Faculty of Medicine Providing Post-M.D. Training			Residents				Fellows	Total	
			R-4	R-5	R-6	R-7	Sub-Total		Fellow
Queen's University	Critical Care (Anes.)	CC/PR*			1		1		1
		Visa Trainees							
		TOTAL			1		1		1
	Critical Care (Emergency Med.)	CC/PR*			1		1		1
		Visa Trainees							
		TOTAL			1		1		1
	Critical Care (Int. Med)	CC/PR*	1				1		1
		Visa Trainees						1	1
		TOTAL	1				1	1	2
University of Toronto	Critical Care (Int. Med)	CC/PR*	6	3	2		11	3	14
		Visa Trainees	1				1	18	19
		TOTAL	7	3	2		12	21	33
	Critical Care (Ped.)	CC/PR*	1	2	1		4	1	5
		Visa Trainees						18	18
		TOTAL	1	2	1		4	19	23
	Critical Care (Cardiac Surg.)	CC/PR*				1	1		1
		Visa Trainees							
		TOTAL				1	1		1
Critical Care (Surgery)	CC/PR*			1	1	2	1	3	
	Visa Trainees								
	TOTAL			1	1	2	1	3	
McMaster University	Critical Care (Anes.)	CC/PR*			1		1		1
		Visa Trainees							
		TOTAL			1		1		1
Critical Care (Int. Med)	CC/PR*	1	4			5	2	7	
	Visa Trainees						2	2	
	TOTAL	1	4			5	4	9	
University of Western Ontario	Critical Care (Anes.)	CC/PR*			2		2		2
		Visa Trainees							
		TOTAL			2		2		2
	Critical Care (Int. Med)	CC/PR*	1		1	1	3		3
		Visa Trainees						5	5
		TOTAL	1		1	1	3	5	8
	Critical Care (Cardiac Surg.)	CC/PR*				1	1		1
		Visa Trainees							
		TOTAL				1	1		1

(continued)

Table 1
CRITICAL CARE
2008-09 Post-M.D. Trainees
(Canadian Citizens/Permanent Residents vs Visa Trainees)
Faculty of Medicine Providing Post-M.D. Training
By
Rank

Faculty of Medicine Providing Post-M.D. Training			Residents				Fellows	Total		
			R-4	R-5	R-6	R-7	Sub-Total		Fellow	
University of Western Ontario	Critical Care (Surgery)	CC/PR*			2		2		2	
		Visa Trainees								
		TOTAL			2		2		2	
University of Manitoba	Critical Care (Anes.)	CC/PR*				1	1		1	
		Visa Trainees								
		TOTAL				1	1		1	
	Critical Care (Emergency Med.)	CC/PR*	1					1		1
		Visa Trainees								
		TOTAL	1					1		1
Critical Care (Int. Med)	CC/PR*		2	1			3		3	
	Visa Trainees									
	TOTAL		2	1			3		3	
University of Alberta	Critical Care (Surgery)	CC/PR*			1		1		1	
		Visa Trainees								
		TOTAL			1		1		1	
	Critical Care (Anes.)	CC/PR*			1			1		1
		Visa Trainees								
		TOTAL			1		1		1	
	Critical Care (Emergency Med.)	CC/PR*				1		1		1
		Visa Trainees								
		TOTAL				1		1		1
Critical Care (Int. Med)	CC/PR*			1	1		2		2	
	Visa Trainees									
	TOTAL			1	1		2		2	
Critical Care (Ped.)	CC/PR*		1	2	1		4		4	
	Visa Trainees									
	TOTAL		1	2	1		4		4	
Critical Care (Surgery)	CC/PR*			2			2		2	
	Visa Trainees					1	1		1	
	TOTAL			2		1	3		3	
University of Calgary	Critical Care (Anes.)	CC/PR*				2	2	1	3	
		Visa Trainees								
		TOTAL					2	2	1	3
	Critical Care (Int. Med)	CC/PR*	2				2	4		4
		Visa Trainees	1	1				2		2
TOTAL	3	1			2	6		6		

(continued)

**Table 1
CRITICAL CARE
2008-09 Post-M.D. Trainees
(Canadian Citizens/Permanent Residents vs Visa Trainees)
Faculty of Medicine Providing Post-M.D. Training
By
Rank**

Faculty of Medicine Providing Post-M.D. Training			Residents				Fellows	Total	
			R-4	R-5	R-6	R-7	Sub-Total		Fellow
University of Calgary	Critical Care (Surgery)	CC/PR*			1		1		1
		Visa Trainees							
		TOTAL			1		1		1
University of BC	Critical Care (Int. Med)	CC/PR*	3	1	1		5		5
		Visa Trainees							
		TOTAL	3	1	1		5		5
	Critical Care (Ped.)	CC/PR*		2			2		2
		Visa Trainees						2	2
		TOTAL		2			2	2	4
	Critical Care (Cardiac Surg.)	CC/PR*				1	1		1
		Visa Trainees							
		TOTAL				1	1		1
	Critical Care (Surgery)	CC/PR*				1	1		1
		Visa Trainees							
		TOTAL				1	1		1
Grand Total	Critical Care (Anes.)	CC/PR*			8	4	12	1	13
		Visa Trainees							
		TOTAL			8	4	12	1	13
	Critical Care (Emergency Med.)	CC/PR*	1		1	1	3		3
		Visa Trainees							
		TOTAL	1		1	1	3		3
	Critical Care (Int. Med)	CC/PR*	19	13	10	4	46	5	51
		Visa Trainees	2	1			3	29	32
		TOTAL	21	14	10	4	49	34	83
	Critical Care (Ped.)	CC/PR*	4	5	3	1	13	1	14
		Visa Trainees	2	2			4	23	27
		TOTAL	6	7	3	1	17	24	41

(continued)

**Table 1
 CRITICAL CARE
 2008-09 Post-M.D. Trainees
 (Canadian Citizens/Permanent Residents vs Visa Trainees)
 Faculty of Medicine Providing Post-M.D. Training
 By
 Rank**

Faculty of Medicine Providing Post-M.D. Training			Residents					Fellows	Total
			R-4	R-5	R-6	R-7	Sub-Total	Fellow	
Grand Total	Critical Care (Cardiac Surg.)	CC/PR*				3	3		3
		Visa Trainees							
		TOTAL				3	3		3
	Critical Care (Surgery)	CC/PR*			9	3	12	1	13
		Visa Trainees			1	1	2		2
		TOTAL			10	4	14	1	15
			28	21	32	17	98	60	158

Table 2
CRITICAL CARE
2008-09 Post-M.D. Trainees
(Regular Ministry Funded vs All Other Funding)
Faculty of Medicine Providing Post-M.D. Training
By
Rank

Faculty of Medicine Providing Post-M.D. Training			Residents				Fellows	Total	
			R-4	R-5	R-6	R-7	Sub-Total		Fellow
Dalhousie University	Critical Care (Int. Med)	Regular Ministry Funded	1				1	1	
		Non-Ministry Funded							
		TOTAL	1				1		1
Université Laval	Critical Care (Int. Med)	Regular Ministry Funded	2	1			3	3	
		Non-Ministry Funded							
		TOTAL	2	1			3		3
Université de Montréal	Critical Care (Surgery)	Regular Ministry Funded			1		1	1	
		Non-Ministry Funded							
		TOTAL			1		1		1
	Critical Care (Anes.)	Regular Ministry Funded			3		3	3	
		Non-Ministry Funded							
		TOTAL			3		3		3
Critical Care (Int. Med)	Regular Ministry Funded			4		4		4	
	Non-Ministry Funded						1	1	
	TOTAL			4		4	1	5	
	Critical Care (Ped.)	Regular Ministry Funded	1				1		1
Non-Ministry Funded							3	3	
TOTAL		1				1	3	4	
McGill University	Critical Care (Ped.)	Regular Ministry Funded		1			1	1	
		Non-Ministry Funded	1	1			2	2	
		TOTAL	1	2			3		3
Critical Care (Surgery)	Regular Ministry Funded								
	Non-Ministry Funded			1		1		1	
	TOTAL			1		1		1	
University of Ottawa	Critical Care (Anes.)	Regular Ministry Funded				1	1	1	
		Non-Ministry Funded							
		TOTAL				1	1		1
	Critical Care (Int. Med)	Regular Ministry Funded	1	2			3		3
		Non-Ministry Funded	1				1	2	3
		TOTAL	2	2			4	2	6
Critical Care (Ped.)	Regular Ministry Funded	3				3		3	
	Non-Ministry Funded								
	TOTAL	3				3		3	
Critical Care (Surgery)	Regular Ministry Funded			1	1	2		2	
	Non-Ministry Funded								
	TOTAL			1	1	2		2	
Queen's University	Critical Care (Anes.)	Regular Ministry Funded			1		1	1	
		Non-Ministry Funded							
		TOTAL			1		1		1

(continued)

Table 2
CRITICAL CARE
2008-09 Post-M.D. Trainees
(Regular Ministry Funded vs All Other Funding)
Faculty of Medicine Providing Post-M.D. Training
By
Rank

Faculty of Medicine Providing Post-M.D. Training			Residents					Fellows	Total
			R-4	R-5	R-6	R-7	Sub-Total	Fellow	
Queen's University	Critical Care (Emergency Med.)	Regular Ministry Funded			1		1		1
		Non-Ministry Funded							
		TOTAL			1		1		1
University of Toronto	Critical Care (Int. Med)	Regular Ministry Funded	1				1		1
		Non-Ministry Funded						1	1
		TOTAL	1				1	1	2
University of Toronto	Critical Care (Int. Med)	Regular Ministry Funded	6	3	2		11		11
		Non-Ministry Funded	1				1	21	22
		TOTAL	7	3	2		12	21	33
University of Toronto	Critical Care (Ped.)	Regular Ministry Funded	1	1	1		3		3
		Non-Ministry Funded		1			1	19	20
		TOTAL	1	2	1		4	19	23
University of Toronto	Critical Care (Cardiac Surg.)	Regular Ministry Funded				1	1		1
		Non-Ministry Funded							
		TOTAL				1	1		1
University of Toronto	Critical Care (Surgery)	Regular Ministry Funded			1	1	2		2
		Non-Ministry Funded						1	1
		TOTAL			1	1	2	1	3
McMaster University	Critical Care (Anes.)	Regular Ministry Funded			1		1		1
		Non-Ministry Funded							
		TOTAL			1		1		1
McMaster University	Critical Care (Int. Med)	Regular Ministry Funded	1	4			5		5
		Non-Ministry Funded						4	4
		TOTAL	1	4			5	4	9
University of Western Ontario	Critical Care (Anes.)	Regular Ministry Funded			2		2		2
		Non-Ministry Funded							
		TOTAL			2		2		2
University of Western Ontario	Critical Care (Int. Med)	Regular Ministry Funded	1		1	1	3		3
		Non-Ministry Funded						5	5
		TOTAL	1		1	1	3	5	8
University of Western Ontario	Critical Care (Cardiac Surg.)	Regular Ministry Funded				1	1		1
		Non-Ministry Funded							
		TOTAL				1	1		1
University of Western Ontario	Critical Care (Surgery)	Regular Ministry Funded			2		2		2
		Non-Ministry Funded							
		TOTAL			2		2		2
University of Manitoba	Critical Care (Anes.)	Regular Ministry Funded				1	1		1
		Non-Ministry Funded							
		TOTAL				1	1		1

(continued)

Table 2
CRITICAL CARE
2008-09 Post-M.D. Trainees
(Regular Ministry Funded vs All Other Funding)
Faculty of Medicine Providing Post-M.D. Training
By
Rank

Faculty of Medicine Providing Post-M.D. Training			Residents					Fellows	Total
			R-4	R-5	R-6	R-7	Sub-Total	Fellow	
University of Manitoba	Critical Care (Emergency Med.)	Regular Ministry Funded	1				1		1
		Non-Ministry Funded							
		TOTAL	1				1		1
	Critical Care (Int. Med)	Regular Ministry Funded		2	1		3		3
		Non-Ministry Funded							
		TOTAL		2	1		3		3
	Critical Care (Surgery)	Regular Ministry Funded			1		1		1
		Non-Ministry Funded							
		TOTAL			1		1		1
University of Alberta	Critical Care (Anes.)	Regular Ministry Funded							
		Non-Ministry Funded			1		1		1
		TOTAL			1		1		1
	Critical Care (Emergency Med.)	Regular Ministry Funded				1	1		1
		Non-Ministry Funded							
		TOTAL				1	1		1
	Critical Care (Int. Med)	Regular Ministry Funded			1	1	2		2
		Non-Ministry Funded							
		TOTAL			1	1	2		2
	Critical Care (Ped.)	Regular Ministry Funded		1	2	1	4		4
		Non-Ministry Funded							
		TOTAL		1	2	1	4		4
Critical Care (Surgery)	Regular Ministry Funded			2		2		2	
	Non-Ministry Funded				1	1		1	
	TOTAL			2	1	3		3	
University of Calgary	Critical Care (Anes.)	Regular Ministry Funded				2	2		2
		Non-Ministry Funded						1	1
		TOTAL					2	1	3
	Critical Care (Int. Med)	Regular Ministry Funded	2			2	4		4
		Non-Ministry Funded	1	1			2		2
		TOTAL	3	1		2	6		6
Critical Care (Surgery)	Regular Ministry Funded			1		1		1	
	Non-Ministry Funded								
	TOTAL			1		1		1	
University of BC	Critical Care (Int. Med)	Regular Ministry Funded	3	1	1		5		5
		Non-Ministry Funded							
		TOTAL	3	1	1		5		5
	Critical Care (Ped.)	Regular Ministry Funded		2			2		2
		Non-Ministry Funded						2	2
TOTAL		2			2	2	4		

(continued)

Table 2
CRITICAL CARE
2008-09 Post-M.D. Trainees
(Regular Ministry Funded vs All Other Funding)
Faculty of Medicine Providing Post-M.D. Training
By
Rank

Faculty of Medicine Providing Post-M.D. Training			Residents					Fellows	Total
			R-4	R-5	R-6	R-7	Sub-Total	Fellow	
University of BC	Critical Care (Cardiac Surg.)	Regular Ministry Funded				1	1		1
		Non-Ministry Funded							
		TOTAL				1	1		1
	Critical Care (Surgery)	Regular Ministry Funded							
		Non-Ministry Funded				1	1		1
		TOTAL				1	1		1
Grand Total	Critical Care (Anes.)	Regular Ministry Funded			7	4	11		11
		Non-Ministry Funded			1		1	1	2
		TOTAL			8	4	12	1	13
	Critical Care (Emergency Med.)	Regular Ministry Funded	1		1	1	3		3
		Non-Ministry Funded							
		TOTAL	1		1	1	3		3
	Critical Care (Int. Med)	Regular Ministry Funded	18	13	10	4	45		45
		Non-Ministry Funded	3	1			4	34	38
		TOTAL	21	14	10	4	49	34	83
	Critical Care (Ped.)	Regular Ministry Funded	5	5	3	1	14		14
		Non-Ministry Funded	1	2			3	24	27
		TOTAL	6	7	3	1	17	24	41
	Critical Care (Cardiac Surg.)	Regular Ministry Funded				3	3		3
		Non-Ministry Funded							
		TOTAL				3	3		3
	Critical Care (Surgery)	Regular Ministry Funded			9	2	11		11
		Non-Ministry Funded			1	2	3	1	4
		TOTAL			10	4	14	1	15
			28	21	32	17	98	60	158

**Table 1
DEVELOPMENTAL PEDIATRICS
2008-09 Post-M.D. Trainees
(Canadian Citizens/Permanent Residents vs Visa Trainees)
Faculty of Medicine Providing Post-M.D. Training
By
Rank**

Faculty of Medicine Providing Post-M.D. Training		Residents				Fellows	Total
		R-4	R-5	R-6	Sub-Total	Fellow	
McGill University	CC/PR*	1			1		1
	Visa Trainees	2			2		2
	TOTAL	3			3		3
University of Toronto	CC/PR*	1	3		4		4
	Visa Trainees					2	2
	TOTAL	1	3		4	2	6
McMaster University	CC/PR*						
	Visa Trainees					1	1
	TOTAL					1	1
University of Manitoba	CC/PR*						
	Visa Trainees	1			1		1
	TOTAL	1			1		1
University of Alberta	CC/PR*			1	1		1
	Visa Trainees					1	1
	TOTAL			1	1	1	2
University of BC	CC/PR*						
	Visa Trainees					4	4
	TOTAL					4	4
Grand Total	CC/PR*	2	3	1	6		6
	Visa Trainees	3			3	8	11
	TOTAL	5	3	1	9	8	17

Table 2
DEVELOPMENT PEDIATRICS
2008-09 Post-M.D. Trainees
(Regular Ministry Funded vs All Other Funding)
Faculty of Medicine Providing Post-M.D. Training
By
Rank

Faculty of Medicine Providing Post-M.D. Training		Residents				Fellows	Total
		R-4	R-5	R-6	Sub-Total	Fellow	
McGill University	Regular Ministry Funded	1			1		1
	Non-Ministry Funded	2			2		2
	TOTAL	3			3		3
University of Toronto	Regular Ministry Funded	1			1		1
	Non-Ministry Funded		3		3	2	5
	TOTAL	1	3		4	2	6
McMaster University	Regular Ministry Funded						
	Non-Ministry Funded					1	1
	TOTAL					1	1
University of Manitoba	Regular Ministry Funded						
	Non-Ministry Funded	1			1		1
	TOTAL	1			1		1
University of Alberta	Regular Ministry Funded			1	1		1
	Non-Ministry Funded					1	1
	TOTAL			1	1	1	2
University of BC	Regular Ministry Funded						
	Non-Ministry Funded					4	4
	TOTAL					4	4
Grand Total	Regular Ministry Funded	2		1	3		3
	Non-Ministry Funded	3	3		6	8	14
	TOTAL	5	3	1	9	8	17

Table 1
ENDOCRINOLOGY AND METABOLISM
2008-09 Post-M.D. Trainees
(Canadian Citizens/Permanent Residents vs Visa Trainees)
Faculty of Medicine Providing Post-M.D. Training
By
Rank

Faculty of Medicine Providing Post-M.D. Training			Residents				Fellows	Total
			R-4	R-5	R-6	Sub-Total	Fellow	
Dalhousie University	Endocrinology/Met. (Int.Med.)	CC/PR*		1		1		1
		Visa Trainees	1			1		1
		TOTAL	1	1		2		2
Université de Sherbrooke	Endocrinology/Met. (Int.Med.)	CC/PR*	2	4		6		6
		Visa Trainees						
		TOTAL	2	4		6		6
Université de Montréal	Endocrinology/Met. (Int.Med.)	CC/PR*	4	2		6		6
		Visa Trainees						
		TOTAL	4	2		6		6
McGill University	Endocrinology/Met. (Ped.)	CC/PR*						
		Visa Trainees					3	3
		TOTAL					3	3
McGill University	Endocrinology/Met. (Int.Med.)	CC/PR*	1	2		3		3
		Visa Trainees	2	3	1	6		6
		TOTAL	3	5	1	9		9
McGill University	Endocrinology/Met. (Ped.)	CC/PR*		1		1	1	2
		Visa Trainees	1			1		1
		TOTAL	1	1		2	1	3
University of Ottawa	Endocrinology/Met. (Int.Med.)	CC/PR*	1	1		2		2
		Visa Trainees		1		1	1	2
		TOTAL	1	2		3	1	4
University of Ottawa	Endocrinology/Met. (Ped.)	CC/PR*	2	1		3	1	4
		Visa Trainees						
		TOTAL	2	1		3	1	4
University of Toronto	Endocrinology/Met. (Int.Med.)	CC/PR*	5	3		8	1	9
		Visa Trainees		1		1	3	4
		TOTAL	5	4		9	4	13
University of Toronto	Endocrinology/Met. (Ped.)	CC/PR*	1	1		2	1	3
		Visa Trainees					5	5
		TOTAL	1	1		2	6	8
University of Western Ontario	Endocrinology/Met. (Int.Med.)	CC/PR*	3	1		4		4
		Visa Trainees	1			1	3	4
		TOTAL	4	1		5	3	8
University of Alberta	Endocrinology/Met. (Int.Med.)	CC/PR*	1	2		3		3
		Visa Trainees		1		1	1	2
		TOTAL	1	3		4	1	5
University of Alberta	Endocrinology/Met. (Ped.)	CC/PR*		1		1		1
		Visa Trainees						
		TOTAL		1		1		1

(continued)

Table 1
ENDOCRINOLOGY AND METABOLISM
2008-09 Post-M.D. Trainees
(Canadian Citizens/Permanent Residents vs Visa Trainees)
Faculty of Medicine Providing Post-M.D. Training
By
Rank

Faculty of Medicine Providing Post-M.D. Training			Residents				Fellows	Total
			R-4	R-5	R-6	Sub-Total	Fellow	
University of Calgary	Endocrinology/Met. (Int.Med.)	CC/PR*		3		3		3
		Visa Trainees						
		TOTAL		3		3		3
	Endocrinology/Met. (Ped.)	CC/PR*		1		1		1
		Visa Trainees					1	1
		TOTAL		1		1	1	2
University of BC	Endocrinology/Met. (Int.Med.)	CC/PR*	1			1	1	2
		Visa Trainees	1	1		2		2
		TOTAL	2	1		3	1	4
	Endocrinology/Met. (Ped.)	CC/PR*						
		Visa Trainees					5	5
		TOTAL					5	5
Grand Total	Endocrinology/Met. (Int.Med.)	CC/PR*	18	19		37	2	39
		Visa Trainees	5	7	1	13	8	21
		TOTAL	23	26	1	50	10	60
	Endocrinology/Met. (Ped.)	CC/PR*	3	5		8	3	11
		Visa Trainees	1			1	14	15
		TOTAL	4	5		9	17	26
			27	31	1	59	27	86

Table 2
ENDOCRINOLOGY AND METABOLISM
2008-09 Post-M.D. Trainees
(Regular Ministry Funded vs All Other Funding)
Faculty of Medicine Providing Post-M.D. Training
By
Rank

Faculty of Medicine Providing Post-M.D. Training			Residents				Fellows	Total
			R-4	R-5	R-6	Sub-Total	Fellow	
Dalhousie University	Endocrinology/Met. (Int.Med.)	Regular Ministry Funded		1		1		1
		Non-Ministry Funded	1			1		1
		TOTAL	1	1		2		2
Université de Sherbrooke	Endocrinology/Met. (Int.Med.)	Regular Ministry Funded	2	4		6		6
		Non-Ministry Funded						
		TOTAL	2	4		6		6
Université de Montréal	Endocrinology/Met. (Int.Med.)	Regular Ministry Funded	4	2		6		6
		Non-Ministry Funded						
		TOTAL	4	2		6		6
	Endocrinology/Met. (Ped.)	Regular Ministry Funded					3	3
		Non-Ministry Funded					3	3
		TOTAL					3	3
McGill University	Endocrinology/Met. (Int.Med.)	Regular Ministry Funded	1	2		3		3
		Non-Ministry Funded	2	3	1	6		6
		TOTAL	3	5	1	9		9
	Endocrinology/Met. (Ped.)	Regular Ministry Funded		1		1		1
		Non-Ministry Funded	1			1	1	2
		TOTAL	1	1		2	1	3
University of Ottawa	Endocrinology/Met. (Int.Med.)	Regular Ministry Funded	1	1		2		2
		Non-Ministry Funded		1		1	1	2
		TOTAL	1	2		3	1	4
	Endocrinology/Met. (Ped.)	Regular Ministry Funded	2	1		3		3
		Non-Ministry Funded					1	1
		TOTAL	2	1		3	1	4
University of Toronto	Endocrinology/Met. (Int.Med.)	Regular Ministry Funded	5	3		8		8
		Non-Ministry Funded		1		1	4	5
		TOTAL	5	4		9	4	13
	Endocrinology/Met. (Ped.)	Regular Ministry Funded	1	1		2		2
		Non-Ministry Funded					6	6
		TOTAL	1	1		2	6	8
University of Western Ontario	Endocrinology/Met. (Int.Med.)	Regular Ministry Funded	3	1		4		4
		Non-Ministry Funded	1			1	3	4
		TOTAL	4	1		5	3	8
University of Alberta	Endocrinology/Met. (Int.Med.)	Regular Ministry Funded	1	2		3		3
		Non-Ministry Funded		1		1	1	2
		TOTAL	1	3		4	1	5
	Endocrinology/Met. (Ped.)	Regular Ministry Funded		1		1		1
		Non-Ministry Funded						
		TOTAL		1		1		1
University of Calgary	Endocrinology/Met. (Int.Med.)	Regular Ministry Funded		3		3		3
		Non-Ministry Funded						
		TOTAL		3		3		3

(continued)

Table 2
ENDOCRINOLOGY AND METABOLISM
2008-09 Post-M.D. Trainees
(Regular Ministry Funded vs All Other Funding)
Faculty of Medicine Providing Post-M.D. Training
By
Rank

Faculty of Medicine Providing Post-M.D. Training			Residents				Fellows	Total
			R-4	R-5	R-6	Sub-Total	Fellow	
University of Calgary	Endocrinology/Met. (Ped.)	Regular Ministry Funded						
		Non-Ministry Funded		1		1	1	2
		TOTAL		1		1	1	2
University of BC	Endocrinology/Met. (Int.Med.)	Regular Ministry Funded	1			1		1
		Non-Ministry Funded	1	1		2	1	3
		TOTAL	2	1		3	1	4
	Endocrinology/Met. (Ped.)	Regular Ministry Funded						
		Non-Ministry Funded					5	5
		TOTAL					5	5
Grand Total	Endocrinology/Met. (Int.Med.)	Regular Ministry Funded	18	19		37		37
		Non-Ministry Funded	5	7	1	13	10	23
		TOTAL	23	26	1	50	10	60
	Endocrinology/Met. (Ped.)	Regular Ministry Funded	3	4		7		7
		Non-Ministry Funded	1	1		2	17	19
		TOTAL	4	5		9	17	26
			27	31	1	59	27	86

**Table 1
GASTROENTEROLOGY
2008-09 Post-M.D. Trainees
(Canadian Citizens/Permanent Residents vs Visa Trainees)
Faculty of Medicine Providing Post-M.D. Training
By
Rank**

Faculty of Medicine Providing Post-M.D. Training			Residents				Fellows	Total
			R-4	R-5	R-6	Sub-Total	Fellow	
Dalhousie University	Gastroenterology (Int.Med.)	CC/PR*		2		2		2
		Visa Trainees						
		TOTAL		2		2		2
Université Laval	Gastroenterology (Int.Med.)	CC/PR*			1	1		1
		Visa Trainees						
		TOTAL			1	1		1
Université de Sherbrooke	Gastroenterology (Int.Med.)	CC/PR*		1		1		1
		Visa Trainees						
		TOTAL		1		1		1
Université de Montréal	Gastroenterology (Int.Med.)	CC/PR*	2	1	1	4		4
		Visa Trainees						
		TOTAL	2	1	1	4		4
	Gastroenterology (Ped.)	CC/PR*			1	1		1
		Visa Trainees					4	4
		TOTAL			1	1	4	5
McGill University	Gastroenterology (Int.Med.)	CC/PR*	2	4		6		6
		Visa Trainees	2	3		5	1	6
		TOTAL	4	7		11	1	12
	Gastroenterology (Ped.)	CC/PR*	1			1		1
		Visa Trainees						
		TOTAL	1			1		1
University of Ottawa	Gastroenterology (Int.Med.)	CC/PR*	2	2		4		4
		Visa Trainees						
		TOTAL	2	2		4		4
Queen's University	Gastroenterology (Int.Med.)	CC/PR*	2	2		4		4
		Visa Trainees						
		TOTAL	2	2		4		4
University of Toronto	Gastroenterology (Int.Med.)	CC/PR*	4	3		7	5	12
		Visa Trainees	1	1		2	16	18
		TOTAL	5	4		9	21	30
	Gastroenterology (Ped.)	CC/PR*	1			1	5	6
		Visa Trainees					10	10
		TOTAL	1			1	15	16
McMaster University	Gastroenterology (Int.Med.)	CC/PR*	3	4		7		7
		Visa Trainees	1	1		2	2	4
		TOTAL	4	5		9	2	11

(continued)

**Table 1
GASTROENTEROLOGY
2008-09 Post-M.D. Trainees
(Canadian Citizens/Permanent Residents vs Visa Trainees)
Faculty of Medicine Providing Post-M.D. Training
By
Rank**

Faculty of Medicine Providing Post-M.D. Training			Residents				Fellows	Total
			R-4	R-5	R-6	Sub-Total	Fellow	
McMaster University	Gastroenterology (Ped.)	CC/PR*					1	1
		Visa Trainees					4	4
		TOTAL					5	5
University of Western Ontario	Gastroenterology (Int.Med.)	CC/PR*	2	2		4		4
		Visa Trainees	1	4		5	2	7
		TOTAL	3	6		9	2	11
University of Manitoba	Gastroenterology (Int.Med.)	CC/PR*	2	1		3		3
		Visa Trainees						
		TOTAL	2	1		3		3
University of Alberta	Gastroenterology (Int.Med.)	CC/PR*	6	2		8		8
		Visa Trainees		1		1	1	2
		TOTAL	6	3		9	1	10
	Gastroenterology (Ped.)	CC/PR*						
		Visa Trainees		1		1	1	2
		TOTAL		1		1	1	2
University of Calgary	Gastroenterology (Int.Med.)	CC/PR*	4	5		9	2	11
		Visa Trainees					1	1
		TOTAL	4	5		9	3	12
	Gastroenterology (Ped.)	CC/PR*					2	2
		Visa Trainees		1		1	1	2
		TOTAL		1		1	3	4
University of BC	Gastroenterology (Int.Med.)	CC/PR*	2	2		4		4
		Visa Trainees	1			1	2	3
		TOTAL	3	2		5	2	7
	Gastroenterology (Ped.)	CC/PR*						
		Visa Trainees			1	1	1	2
		TOTAL			1	1	1	2
Grand Total	Gastroenterology (Int.Med.)	CC/PR*	31	31	2	64	7	71
		Visa Trainees	6	10		16	25	41
		TOTAL	37	41	2	80	32	112
	Gastroenterology (Ped.)	CC/PR*	2		1	3	8	11
		Visa Trainees		2	1	3	21	24
		TOTAL	2	2	2	6	29	35
			39	43	4	86	61	147

Table 2
GASTROENTEROLOGY
2008-09 Post-M.D. Trainees
(Regular Ministry Funded vs All Other Funding)
Faculty of Medicine Providing Post-M.D. Training
By
Rank

Faculty of Medicine Providing Post-M.D. Training			Residents				Fellows	Total
			R-4	R-5	R-6	Sub-Total	Fellow	
Dalhousie University	Gastroenterology (Int.Med.)	Regular Ministry Funded		1		1		1
		Non-Ministry Funded		1		1		1
		TOTAL		2		2		2
Université Laval	Gastroenterology (Int.Med.)	Regular Ministry Funded			1	1		1
		Non-Ministry Funded						
		TOTAL			1	1		1
Université de Sherbrooke	Gastroenterology (Int.Med.)	Regular Ministry Funded		1		1		1
		Non-Ministry Funded						
		TOTAL		1		1		1
Université de Montréal	Gastroenterology (Int.Med.)	Regular Ministry Funded	2	1	1	4		4
		Non-Ministry Funded						
		TOTAL	2	1	1	4		4
	Gastroenterology (Ped.)	Regular Ministry Funded			1	1		1
		Non-Ministry Funded					4	4
		TOTAL			1	1	4	5
McGill University	Gastroenterology (Int.Med.)	Regular Ministry Funded	2	4		6		6
		Non-Ministry Funded	2	3		5	1	6
		TOTAL	4	7		11	1	12
	Gastroenterology (Ped.)	Regular Ministry Funded	1			1		1
		Non-Ministry Funded						
		TOTAL	1			1		1
University of Ottawa	Gastroenterology (Int.Med.)	Regular Ministry Funded	2	2		4		4
		Non-Ministry Funded						
		TOTAL	2	2		4		4
Queen's University	Gastroenterology (Int.Med.)	Regular Ministry Funded	2	2		4		4
		Non-Ministry Funded						
		TOTAL	2	2		4		4
University of Toronto	Gastroenterology (Int.Med.)	Regular Ministry Funded	4	3		7		7
		Non-Ministry Funded	1	1		2	21	23
		TOTAL	5	4		9	21	30
	Gastroenterology (Ped.)	Regular Ministry Funded	1			1		1
		Non-Ministry Funded					15	15
		TOTAL	1			1	15	16
McMaster University	Gastroenterology (Int.Med.)	Regular Ministry Funded	3	4		7		7
		Non-Ministry Funded	1	1		2	2	4
		TOTAL	4	5		9	2	11
	Gastroenterology (Ped.)	Regular Ministry Funded					5	5
		Non-Ministry Funded						
		TOTAL					5	5

(continued)

Table 2
GASTROENTEROLOGY
2008-09 Post-M.D. Trainees
(Regular Ministry Funded vs All Other Funding)
Faculty of Medicine Providing Post-M.D. Training
By
Rank

Faculty of Medicine Providing Post-M.D. Training			Residents				Fellows	Total
			R-4	R-5	R-6	Sub-Total	Fellow	
University of Western Ontario	Gastroenterology (Int.Med.)	Regular Ministry Funded	2	2		4		4
		Non-Ministry Funded	1	4		5	2	7
		TOTAL	3	6		9	2	11
University of Manitoba	Gastroenterology (Int.Med.)	Regular Ministry Funded	2	1		3		3
		Non-Ministry Funded						
		TOTAL	2	1		3		3
University of Alberta	Gastroenterology (Int.Med.)	Regular Ministry Funded	6	2		8		8
		Non-Ministry Funded		1		1	1	2
		TOTAL	6	3		9	1	10
	Gastroenterology (Ped.)	Regular Ministry Funded						
	Non-Ministry Funded		1		1	1	2	
	TOTAL		1		1	1	2	
University of Calgary	Gastroenterology (Int.Med.)	Regular Ministry Funded	4	5		9		9
		Non-Ministry Funded					3	3
		TOTAL	4	5		9	3	12
	Gastroenterology (Ped.)	Regular Ministry Funded						
	Non-Ministry Funded		1		1	3	4	
	TOTAL		1		1	3	4	
University of BC	Gastroenterology (Int.Med.)	Regular Ministry Funded	2	2		4		4
		Non-Ministry Funded	1			1	2	3
		TOTAL	3	2		5	2	7
	Gastroenterology (Ped.)	Regular Ministry Funded						
		Non-Ministry Funded			1	1	1	2
		TOTAL			1	1	1	2
Grand Total	Gastroenterology (Int.Med.)	Regular Ministry Funded	31	30	2	63		63
		Non-Ministry Funded	6	11		17	32	49
		TOTAL	37	41	2	80	32	112
	Gastroenterology (Ped.)	Regular Ministry Funded	2		1	3		3
		Non-Ministry Funded		2	1	3	29	32
		TOTAL	2	2	2	6	29	35
		39	43	4	86	61	147	

Table 1
GERIATRIC MEDICINE
2008-09 Post-M.D. Trainees
(Canadian Citizens/Permanent Residents vs Visa Trainees)
Faculty of Medicine Providing Post-M.D. Training
By
Rank

Faculty of Medicine Providing Post-M.D. Training		Residents			Fellows	Total
		R-4	R-5	Sub-Total	Fellow	
Dalhousie University	CC/PR*		1	1		1
	Visa Trainees	1		1		1
	TOTAL	1	1	2		2
Université Laval	CC/PR*	2	3	5		5
	Visa Trainees					
	TOTAL	2	3	5		5
Université de Sherbrooke	CC/PR*				1	1
	Visa Trainees					
	TOTAL				1	1
Université de Montréal	CC/PR*		2	2		2
	Visa Trainees					
	TOTAL		2	2		2
McGill University	CC/PR*	1		1		1
	Visa Trainees					
	TOTAL	1		1		1
University of Toronto	CC/PR*	5		5		5
	Visa Trainees					
	TOTAL	5		5		5
McMaster University	CC/PR*		2	2		2
	Visa Trainees					
	TOTAL		2	2		2
University of Western Ontario	CC/PR*		2	2		2
	Visa Trainees				1	1
	TOTAL		2	2	1	3
University of Manitoba	CC/PR*		1	1		1
	Visa Trainees					
	TOTAL		1	1		1
University of BC	CC/PR*	1	1	2		2
	Visa Trainees	1		1		1
	TOTAL	2	1	3		3
Grand Total	CC/PR*	9	12	21	1	22
	Visa Trainees	2		2	1	3
	TOTAL	11	12	23	2	25

Table 2
GERIATRIC MEDICINE
2008-09 Post-M.D. Trainees
(Regular Ministry Funded vs All Other Funding)
Faculty of Medicine Providing Post-M.D. Training
By
Rank

Faculty of Medicine Providing Post-M.D. Training		Residents			Fellows	Total
		R-4	R-5	Sub-Total	Fellow	
Dalhousie University	Regular Ministry Funded		1	1		1
	Non-Ministry Funded	1		1		1
	TOTAL	1	1	2		2
Université Laval	Regular Ministry Funded	2	3	5		5
	Non-Ministry Funded					
	TOTAL	2	3	5		5
Université de Sherbrooke	Regular Ministry Funded					
	Non-Ministry Funded				1	1
	TOTAL				1	1
Université de Montréal	Regular Ministry Funded		2	2		2
	Non-Ministry Funded					
	TOTAL		2	2		2
McGill University	Regular Ministry Funded	1		1		1
	Non-Ministry Funded					
	TOTAL	1		1		1
University of Toronto	Regular Ministry Funded	5		5		5
	Non-Ministry Funded					
	TOTAL	5		5		5
McMaster University	Regular Ministry Funded		2	2		2
	Non-Ministry Funded					
	TOTAL		2	2		2
University of Western Ontario	Regular Ministry Funded		2	2		2
	Non-Ministry Funded				1	1
	TOTAL		2	2	1	3
University of Manitoba	Regular Ministry Funded					
	Non-Ministry Funded		1	1		1
	TOTAL		1	1		1
University of BC	Regular Ministry Funded	1	1	2		2
	Non-Ministry Funded	1		1		1
	TOTAL	2	1	3		3
Grand Total	Regular Ministry Funded	9	11	20		20
	Non-Ministry Funded	2	1	3	2	5
	TOTAL	11	12	23	2	25

Table 1
PEDIATRIC EMERGENCY MEDICINE
2008-09 Post-M.D. Trainees
(Canadian Citizens/Permanent Residents vs Visa Trainees)
Faculty of Medicine Providing Post-M.D. Training
By
Rank

Faculty of Medicine Providing Post-M.D. Training			Residents				Fellows	Total
			R-4	R-5	R-6	Sub-Total	Fellow	
Dalhousie University	Pediatric Emergency Med. (Ped.)	CC/PR*	1			1		1
		Visa Trainees						
		TOTAL	1			1		1
Université de Montréal	Pediatric Emergency Med. (Ped.)	CC/PR*	1			1		1
		Visa Trainees						
		TOTAL	1			1		1
McGill University	Pediatric Emergency Med. (Ped.)	CC/PR*	1	3		4		4
		Visa Trainees						
		TOTAL	1	3		4		4
University of Ottawa	Pediatric Emergency Med. (Ped.)	CC/PR*			2	2	1	3
		Visa Trainees	1			1		1
		TOTAL	1		2	3	1	4
University of Toronto	Pediatric Emergency Med. (Ped.)	CC/PR*		1		1	5	6
		Visa Trainees	1			1	16	17
		TOTAL	1	1		2	21	23
University of Western Ontario	Pediatric Emergency Med. (Ped.)	CC/PR*	1	2		3		3
		Visa Trainees	1			1		1
		TOTAL	2	2		4		4
University of Manitoba	Pediatric Emergency Med. (Ped.)	CC/PR*	1			1		1
		Visa Trainees						
		TOTAL	1			1		1
University of Alberta	Pediatric Emergency Med. (Ped.)	CC/PR*	1	1		2		2
		Visa Trainees						
		TOTAL	1	1		2		2
University of Calgary	Pediatric Emergency Med. (Ped.)	CC/PR*		1		1		1
		Visa Trainees	1			1		1
		TOTAL	1	1		2		2
University of BC	Pediatric Emergency Med. (Ped.)	CC/PR*	1	3	1	5	1	6
		Visa Trainees					6	6
		TOTAL	1	3	1	5	7	12
Grand Total	Pediatric Emergency Med. (Ped.)	CC/PR*	7	11	3	21	7	28
		Visa Trainees	4			4	22	26
		TOTAL	11	11	3	25	29	54
			11	11	3	25	29	54

Table 2
PEDIATRIC EMERGENCY MEDICINE
2008-09 Post-M.D. Trainees
(Regular Ministry Funded vs All Other Funding)
Faculty of Medicine Providing Post-M.D. Training
By
Rank

Faculty of Medicine Providing Post-M.D. Training			Residents				Fellows	Total
			R-4	R-5	R-6	Sub-Total	Fellow	
Dalhousie University	Pediatric Emergency Med. (Ped.)	Regular Ministry Funded	1			1		1
		Non-Ministry Funded						
		TOTAL	1			1		1
Université de Montréal	Pediatric Emergency Med. (Ped.)	Regular Ministry Funded	1			1		1
		Non-Ministry Funded						
		TOTAL	1			1		1
McGill University	Pediatric Emergency Med. (Ped.)	Regular Ministry Funded		3		3		3
		Non-Ministry Funded	1			1		1
		TOTAL	1	3		4		4
University of Ottawa	Pediatric Emergency Med. (Ped.)	Regular Ministry Funded						
		Non-Ministry Funded	1		2	3	1	4
		TOTAL	1		2	3	1	4
University of Toronto	Pediatric Emergency Med. (Ped.)	Regular Ministry Funded						
		Non-Ministry Funded	1	1		2	21	23
		TOTAL	1	1		2	21	23
University of Western Ontario	Pediatric Emergency Med. (Ped.)	Regular Ministry Funded	1	2		3		3
		Non-Ministry Funded	1			1		1
		TOTAL	2	2		4		4
University of Manitoba	Pediatric Emergency Med. (Ped.)	Regular Ministry Funded	1			1		1
		Non-Ministry Funded						
		TOTAL	1			1		1
University of Alberta	Pediatric Emergency Med. (Ped.)	Regular Ministry Funded	1	1		2		2
		Non-Ministry Funded						
		TOTAL	1	1		2		2
University of Calgary	Pediatric Emergency Med. (Ped.)	Regular Ministry Funded		1		1		1
		Non-Ministry Funded	1			1		1
		TOTAL	1	1		2		2
University of BC	Pediatric Emergency Med. (Ped.)	Regular Ministry Funded	1	3	1	5		5
		Non-Ministry Funded					7	7
		TOTAL	1	3	1	5	7	12
Grand Total	Pediatric Emergency Med. (Ped.)	Regular Ministry Funded	6	10	1	17		17
		Non-Ministry Funded	5	1	2	8	29	37
		TOTAL	11	11	3	25	29	54
			11	11	3	25	29	54

**Table 1
HEMATOLOGY
2008-09 Post-M.D. Trainees
(Canadian Citizens/Permanent Residents vs Visa Trainees)
Faculty of Medicine Providing Post-M.D. Training
By
Rank**

Faculty of Medicine Providing Post-M.D. Training			Residents					Fellows	Total
			R-4	R-5	R-6	R-7	Sub-Total	Fellow	
Dalhousie University	Hematology (Int.Med.)	CC/PR*							
		Visa Trainees		1			1		1
		TOTAL		1			1		1
Université Laval	Hematology (Int.Med.)	CC/PR*	1	3			4		4
		Visa Trainees							
		TOTAL	1	3			4		4
Université de Sherbrooke	Hematology (Int.Med.)	CC/PR*	1				1		1
		Visa Trainees							
		TOTAL	1				1		1
Université de Montréal	Hematology (Int.Med.)	CC/PR*	2	4			6	1	7
		Visa Trainees						2	2
		TOTAL	2	4			6	3	9
	Hematology/Oncology (Ped.)	CC/PR*		2			2		2
		Visa Trainees						4	4
		TOTAL		2			2	4	6
McGill University	Hematology (Int.Med.)	CC/PR*	2	2			4		4
		Visa Trainees	1				1		1
		TOTAL	3	2			5		5
University of Ottawa	Hematology/Oncology (Ped.)	CC/PR*	1	1			2		2
		Visa Trainees							
		TOTAL	1	1			2		2
	Hematology (Int.Med.)	CC/PR*	1	1	1		3	3	6
		Visa Trainees		1			1	2	3
		TOTAL	1	2	1		4	5	9
Queen's University	Hematology/Oncology (Ped.)	CC/PR*		1			1		1
		Visa Trainees		1			1		1
		TOTAL		2			2		2
University of Toronto	Hematology (Int.Med.)	CC/PR*	2	1			3		3
		Visa Trainees							
		TOTAL	2	1			3		3
McMaster University	Hematology (Int.Med.)	CC/PR*	1	3			4	4	8
		Visa Trainees	1	1			2	5	7
		TOTAL	2	4			6	9	15
	Hematology/Oncology (Ped.)	CC/PR*	3	3	2		8	3	11
		Visa Trainees			1		1	17	18
		TOTAL	3	3	3		9	20	29
University of Western Ontario	Hematology (Int.Med.)	CC/PR*	3	1			4	2	6
		Visa Trainees						6	6
		TOTAL	3	1			4	8	12
	Hematology (Int.Med.)	CC/PR*		1			1		1
		Visa Trainees							
		TOTAL		1			1		1

(continued)

Table 1
HEMATOLOGY
2008-09 Post-M.D. Trainees
(Canadian Citizens/Permanent Residents vs Visa Trainees)
Faculty of Medicine Providing Post-M.D. Training
By
Rank

Faculty of Medicine Providing Post-M.D. Training			Residents					Fellows	Total
			R-4	R-5	R-6	R-7	Sub-Total	Fellow	
University of Manitoba	Hematology (Int.Med.)	CC/PR*	1				1		1
		Visa Trainees							
		TOTAL	1				1		1
University of Alberta	Hematology (Int.Med.)	CC/PR*		2			2		2
		Visa Trainees							
		TOTAL		2			2		2
	Hematology/Oncology (Ped.)	CC/PR*			1		1		1
		Visa Trainees						1	1
		TOTAL			1		1	1	2
University of Calgary	Hematology (Int.Med.)	CC/PR*	2				2	1	3
		Visa Trainees							
		TOTAL	2				2	1	3
	Hematology/Oncology (Ped.)	CC/PR*							
		Visa Trainees	1	1			2	3	5
		TOTAL	1	1			2	3	5
University of BC	Hematology (Int.Med.)	CC/PR*	4				4		4
		Visa Trainees						3	3
		TOTAL	4				4	3	7
	Hematology/Oncology (Ped.)	CC/PR*	1	2	1	1	5	1	6
		Visa Trainees						1	1
		TOTAL	1	2	1	1	5	2	7
Grand Total	Hematology (Int.Med.)	CC/PR*	20	18	1		39	11	50
		Visa Trainees	2	3			5	18	23
		TOTAL	22	21	1		44	29	73
	Hematology/Oncology (Ped.)	CC/PR*	5	9	4	1	19	4	23
		Visa Trainees	1	2	1		4	26	30
		TOTAL	6	11	5	1	23	30	53
		28	32	6	1	67	59	126	

**Table 2
HEMATOLOGY
2008-09 Post-M.D. Trainees
(Regular Ministry Funded vs All Other Funding)
Faculty of Medicine Providing Post-M.D. Training
By
Rank**

Faculty of Medicine Providing Post-M.D. Training			Residents					Fellows	Total
			R-4	R-5	R-6	R-7	Sub-Total	Fellow	
Dalhousie University	Hematology (Int.Med.)	Regular Ministry Funded							
		Non-Ministry Funded		1			1		1
		TOTAL		1			1		1
Université Laval	Hematology (Int.Med.)	Regular Ministry Funded	1	3			4		4
		Non-Ministry Funded							
		TOTAL	1	3			4		4
Université de Sherbrooke	Hematology (Int.Med.)	Regular Ministry Funded	1				1		1
		Non-Ministry Funded							
		TOTAL	1				1		1
Université de Montréal	Hematology (Int.Med.)	Regular Ministry Funded	2	4			6		6
		Non-Ministry Funded						3	3
		TOTAL	2	4			6	3	9
	Hematology/Oncology (Ped.)	Regular Ministry Funded		2			2		2
		Non-Ministry Funded						4	4
		TOTAL		2			2	4	6
McGill University	Hematology (Int.Med.)	Regular Ministry Funded	2	2			4		4
		Non-Ministry Funded	1				1		1
		TOTAL	3	2			5		5
	Hematology/Oncology (Ped.)	Regular Ministry Funded		1			1		1
		Non-Ministry Funded	1				1		1
		TOTAL	1	1			2		2
University of Ottawa	Hematology (Int.Med.)	Regular Ministry Funded	1	1	1		3		3
		Non-Ministry Funded		1			1	5	6
		TOTAL	1	2	1		4	5	9
	Hematology/Oncology (Ped.)	Regular Ministry Funded		1			1		1
		Non-Ministry Funded		1			1		1
		TOTAL		2			2		2
Queen's University	Hematology (Int.Med.)	Regular Ministry Funded	2	1			3		3
		Non-Ministry Funded							
		TOTAL	2	1			3		3
University of Toronto	Hematology (Int.Med.)	Regular Ministry Funded	2	3			5		5
		Non-Ministry Funded		1			1	9	10
		TOTAL	2	4			6	9	15
	Hematology/Oncology (Ped.)	Regular Ministry Funded	3	2	2		7		7
		Non-Ministry Funded		1	1		2	20	22
		TOTAL	3	3	3		9	20	29
McMaster University	Hematology (Int.Med.)	Regular Ministry Funded	3	1			4		4
		Non-Ministry Funded						8	8
		TOTAL	3	1			4	8	12
University of Western Ontario	Hematology (Int.Med.)	Regular Ministry Funded		1			1		1
		Non-Ministry Funded							
		TOTAL		1			1		1
University of Manitoba	Hematology (Int.Med.)	Regular Ministry Funded	1				1		1
		Non-Ministry Funded							
		TOTAL	1				1		1

(continued)

Table 2
HEMATOLOGY
2008-09 Post-M.D. Trainees
(Regular Ministry Funded vs All Other Funding)
Faculty of Medicine Providing Post-M.D. Training
By
Rank

Faculty of Medicine Providing Post-M.D. Training			Residents					Fellows	Total
			R-4	R-5	R-6	R-7	Sub-Total	Fellow	
University of Alberta	Hematology (Int.Med.)	Regular Ministry Funded		2			2		2
		Non-Ministry Funded							
		TOTAL		2			2		2
	Hematology/Oncology (Ped.)	Regular Ministry Funded			1		1		1
		Non-Ministry Funded						1	1
		TOTAL			1		1	1	2
University of Calgary	Hematology (Int.Med.)	Regular Ministry Funded	2				2		2
		Non-Ministry Funded						1	1
		TOTAL	2				2	1	3
	Hematology/Oncology (Ped.)	Regular Ministry Funded							
		Non-Ministry Funded	1	1			2	3	5
		TOTAL	1	1			2	3	5
University of BC	Hematology (Int.Med.)	Regular Ministry Funded	4				4		4
		Non-Ministry Funded						3	3
		TOTAL	4				4	3	7
	Hematology/Oncology (Ped.)	Regular Ministry Funded	1	2	1	1	5		5
		Non-Ministry Funded						2	2
		TOTAL	1	2	1	1	5	2	7
Grand Total	Hematology (Int.Med.)	Regular Ministry Funded	21	18	1		40		40
		Non-Ministry Funded	1	3			4	29	33
		TOTAL	22	21	1		44	29	73
	Hematology/Oncology (Ped.)	Regular Ministry Funded	4	8	4	1	17		17
		Non-Ministry Funded	2	3	1		6	30	36
		TOTAL	6	11	5	1	23	30	53
			28	32	6	1	67	59	126

Table 1
INFECTIOUS DISEASES
2008-09 Post-M.D. Trainees
(Canadian Citizens/Permanent Residents vs Visa Trainees)
Faculty of Medicine Providing Post-M.D. Training
By
Rank

Faculty of Medicine Providing Post-M.D. Training			Residents				Fellows	Total	
			R-4	R-5	R-6	R-7	Sub-Total		Fellow
Dalhousie University	Infectious Diseases (Int.Med.)	CC/PR*	1	1			2		2
		Visa Trainees			1		1		1
		TOTAL	1	1	1		3		3
	Infectious Diseases (Ped.)	CC/PR*				1	1		1
		Visa Trainees	1				1		1
		TOTAL	1			1	2		2
Université de Montréal	Infectious Diseases (Ped.)	CC/PR*							
		Visa Trainees						2	2
		TOTAL						2	2
McGill University	Infectious Diseases (Int.Med.)	CC/PR*	1				1		1
		Visa Trainees							
		TOTAL	1				1		1
	Infectious Diseases (Ped.)	CC/PR*		1			1		1
		Visa Trainees							
		TOTAL		1			1		1
University of Ottawa	Infectious Diseases (Int.Med.)	CC/PR*	2	1			3		3
		Visa Trainees						1	1
		TOTAL	2	1			3	1	4
	Infectious Diseases (Ped.)	CC/PR*	1		1		2		2
		Visa Trainees							
		TOTAL	1		1		2		2
University of Toronto	Infectious Diseases (Int.Med.)	CC/PR*	4				4	1	5
		Visa Trainees							
		TOTAL	4				4	1	5
	Infectious Diseases (Ped.)	CC/PR*	1	2			3	2	5
		Visa Trainees	1				1	8	9
		TOTAL	2	2			4	10	14
McMaster University	Infectious Diseases (Int.Med.)	CC/PR*	3	1			4		4
		Visa Trainees							
		TOTAL	3	1			4		4
University of Manitoba	Infectious Diseases (Int.Med.)	CC/PR*				1	1		1
		Visa Trainees						1	1
		TOTAL				1	1	1	2
	Infectious Diseases (Ped.)	CC/PR*		2			2		2
		Visa Trainees							
		TOTAL		2			2		2

(continued)

Table 1
INFECTIOUS DISEASES
2008-09 Post-M.D. Trainees
(Canadian Citizens/Permanent Residents vs Visa Trainees)
Faculty of Medicine Providing Post-M.D. Training
By
Rank

Faculty of Medicine Providing Post-M.D. Training			Residents				Fellows	Total	
			R-4	R-5	R-6	R-7	Sub-Total		Fellow
University of Alberta	Infectious Diseases (Int.Med.)	CC/PR*	1	1			2		2
		Visa Trainees						2	2
		TOTAL	1	1			2	2	4
	Infectious Diseases (Ped.)	CC/PR*	2				2		2
		Visa Trainees							
		TOTAL	2				2		2
University of Calgary	Infectious Diseases (Int.Med.)	CC/PR*	1	1			2		2
		Visa Trainees							
		TOTAL	1	1			2		2
	Infectious Diseases (Ped.)	CC/PR*							
		Visa Trainees	1				1	1	2
		TOTAL	1				1	1	2
University of BC	Infectious Diseases (Int.Med.)	CC/PR*	2	1			3		3
		Visa Trainees		2			2	2	4
		TOTAL	2	3			5	2	7
	Infectious Diseases (Ped.)	CC/PR*							
		Visa Trainees						4	4
		TOTAL						4	4
Grand Total	Infectious Diseases (Int.Med.)	CC/PR*	15	6		1	22	1	23
		Visa Trainees		2	1		3	6	9
		TOTAL	15	8	1	1	25	7	32
	Infectious Diseases (Ped.)	CC/PR*	4	5	1	1	11	2	13
		Visa Trainees	3				3	15	18
		TOTAL	7	5	1	1	14	17	31
		22	13	2	2	39	24	63	

Table 2
INFECTIOUS DISEASES
2008-09 Post-M.D. Trainees
(Regular Ministry Funded vs All Other Funding)
Faculty of Medicine Providing Post-M.D. Training
By
Rank

Faculty of Medicine Providing Post-M.D. Training			Residents					Fellows	Total
			R-4	R-5	R-6	R-7	Sub-Total	Fellow	
Dalhousie University	Infectious Diseases (Int.Med.)	Regular Ministry Funded	1				1		1
		Non-Ministry Funded		1	1		2		2
		TOTAL	1	1	1		3		3
	Infectious Diseases (Ped.)	Regular Ministry Funded							
		Non-Ministry Funded	1			1	2		2
		TOTAL	1			1	2		2
Université de Montréal	Infectious Diseases (Ped.)	Regular Ministry Funded							
		Non-Ministry Funded						2	2
		TOTAL						2	2
McGill University	Infectious Diseases (Int.Med.)	Regular Ministry Funded	1				1		1
		Non-Ministry Funded							
		TOTAL	1				1		1
	Infectious Diseases (Ped.)	Regular Ministry Funded		1			1		1
		Non-Ministry Funded							
		TOTAL		1			1		1
University of Ottawa	Infectious Diseases (Int.Med.)	Regular Ministry Funded	2	1			3		3
		Non-Ministry Funded						1	1
		TOTAL	2	1			3	1	4
	Infectious Diseases (Ped.)	Regular Ministry Funded	1		1		2		2
		Non-Ministry Funded							
		TOTAL	1		1		2		2
University of Toronto	Infectious Diseases (Int.Med.)	Regular Ministry Funded	4				4		4
		Non-Ministry Funded						1	1
		TOTAL	4				4	1	5
	Infectious Diseases (Ped.)	Regular Ministry Funded	1	1			2		2
		Non-Ministry Funded	1	1			2	10	12
		TOTAL	2	2			4	10	14
McMaster University	Infectious Diseases (Int.Med.)	Regular Ministry Funded	3	1			4		4
		Non-Ministry Funded							
		TOTAL	3	1			4		4
University of Manitoba	Infectious Diseases (Int.Med.)	Regular Ministry Funded							
		Non-Ministry Funded				1	1	1	2
		TOTAL				1	1	1	2
	Infectious Diseases (Ped.)	Regular Ministry Funded		2			2		2
		Non-Ministry Funded							
		TOTAL		2			2		2
University of Alberta	Infectious Diseases (Int.Med.)	Regular Ministry Funded	1	1			2		2
		Non-Ministry Funded						2	2
		TOTAL	1	1			2	2	4
	Infectious Diseases (Ped.)	Regular Ministry Funded	2				2		2
		Non-Ministry Funded							
		TOTAL	2				2		2

(continued)

Table 2
INFECTIOUS DISEASES
2008-09 Post-M.D. Trainees
(Regular Ministry Funded vs All Other Funding)
Faculty of Medicine Providing Post-M.D. Training
By
Rank

Faculty of Medicine Providing Post-M.D. Training			Residents				Fellows	Total	
			R-4	R-5	R-6	R-7	Sub-Total		Fellow
University of Calgary	Infectious Diseases (Int.Med.)	Regular Ministry Funded	1	1			2		2
		Non-Ministry Funded							
		TOTAL	1	1			2		2
University of BC	Infectious Diseases (Ped.)	Regular Ministry Funded							
		Non-Ministry Funded	1				1	1	2
		TOTAL	1				1	1	2
University of BC	Infectious Diseases (Int.Med.)	Regular Ministry Funded	2	1			3		3
		Non-Ministry Funded		2			2	2	4
		TOTAL	2	3			5	2	7
University of BC	Infectious Diseases (Ped.)	Regular Ministry Funded							
		Non-Ministry Funded						4	4
		TOTAL						4	4
Grand Total	Infectious Diseases (Int.Med.)	Regular Ministry Funded	15	5			20		20
		Non-Ministry Funded		3	1	1	5	7	12
		TOTAL	15	8	1	1	25	7	32
	Infectious Diseases (Ped.)	Regular Ministry Funded	4	4	1		9		9
		Non-Ministry Funded	3	1		1	5	17	22
TOTAL	7	5	1	1	14	17	31		
			22	13	2	2	39	24	63

Table 1
MEDICAL ONCOLOGY
2008-09 Post-M.D. Trainees
(Canadian Citizens/Permanent Residents vs Visa Trainees)
Faculty of Medicine Providing Post-M.D. Training
By
Rank

Faculty of Medicine Providing Post-M.D. Training		Residents				Fellows	Total
		R-4	R-5	R-6	Sub-Total	Fellow	
Dalhousie University	CC/PR*	1			1		1
	Visa Trainees						
	TOTAL	1			1		1
Université Laval	CC/PR*		1	1	2		2
	Visa Trainees						
	TOTAL		1	1	2		2
Université de Montréal	CC/PR*			1	1		1
	Visa Trainees						
	TOTAL			1	1		1
McGill University	CC/PR*	3	2	1	6		6
	Visa Trainees	1			1	1	2
	TOTAL	4	2	1	7	1	8
University of Ottawa	CC/PR*	1	3		4		4
	Visa Trainees		1		1	1	2
	TOTAL	1	4		5	1	6
Queen's University	CC/PR*		2		2		2
	Visa Trainees	2			2		2
	TOTAL	2	2		4		4
University of Toronto	CC/PR*	5	6		11	11	22
	Visa Trainees					15	15
	TOTAL	5	6		11	26	37
McMaster University	CC/PR*	3	2		5	1	6
	Visa Trainees	1	2		3	2	5
	TOTAL	4	4		8	3	11
University of Western Ontario	CC/PR*	2	2		4		4
	Visa Trainees		1		1		1
	TOTAL	2	3		5		5
University of Manitoba	CC/PR*	1			1		1
	Visa Trainees						
	TOTAL	1			1		1
University of Alberta	CC/PR*	1	3		4	2	6
	Visa Trainees		1		1	2	3
	TOTAL	1	4		5	4	9
University of Calgary	CC/PR*		2		2		2
	Visa Trainees						
	TOTAL		2		2		2
University of BC	CC/PR*	4	3		7	2	9
	Visa Trainees	1	1		2	10	12
	TOTAL	5	4		9	12	21
Grand Total	CC/PR*	21	26	3	50	16	66
	Visa Trainees	5	6		11	31	42
	TOTAL	26	32	3	61	47	108

Table 2
MEDICAL ONCOLOGY
2008-09 Post-M.D. Trainees
(Regular Ministry Funded vs All Other Funding)
Faculty of Medicine Providing Post-M.D. Training
By
Rank

Faculty of Medicine Providing Post-M.D. Training		Residents				Fellows	Total
		R-4	R-5	R-6	Sub-Total	Fellow	
Dalhousie University	Regular Ministry Funded	1			1		1
	Non-Ministry Funded						
	TOTAL	1			1		1
Université Laval	Regular Ministry Funded		1	1	2		2
	Non-Ministry Funded						
	TOTAL		1	1	2		2
Université de Montréal	Regular Ministry Funded			1	1		1
	Non-Ministry Funded						
	TOTAL			1	1		1
McGill University	Regular Ministry Funded	4	2	1	7		7
	Non-Ministry Funded					1	1
	TOTAL	4	2	1	7	1	8
University of Ottawa	Regular Ministry Funded	1	3		4		4
	Non-Ministry Funded		1		1	1	2
	TOTAL	1	4		5	1	6
Queen's University	Regular Ministry Funded		2		2		2
	Non-Ministry Funded	2			2		2
	TOTAL	2	2		4		4
University of Toronto	Regular Ministry Funded	5	6		11		11
	Non-Ministry Funded					26	26
	TOTAL	5	6		11	26	37
McMaster University	Regular Ministry Funded	2			2		2
	Non-Ministry Funded	2	4		6	3	9
	TOTAL	4	4		8	3	11
University of Western Ontario	Regular Ministry Funded	2	2		4		4
	Non-Ministry Funded		1		1		1
	TOTAL	2	3		5		5
University of Manitoba	Regular Ministry Funded	1			1		1
	Non-Ministry Funded						
	TOTAL	1			1		1
University of Alberta	Regular Ministry Funded		3		3		3
	Non-Ministry Funded	1	1		2	4	6
	TOTAL	1	4		5	4	9
University of Calgary	Regular Ministry Funded		2		2		2
	Non-Ministry Funded						
	TOTAL		2		2		2
University of BC	Regular Ministry Funded	4	3		7		7
	Non-Ministry Funded	1	1		2	12	14
	TOTAL	5	4		9	12	21
Grand Total	Regular Ministry Funded	20	24	3	47		47
	Non-Ministry Funded	6	8		14	47	61
	TOTAL	26	32	3	61	47	108

Table 1
NEONATAL-PERINATAL MEDICINE
2008-09 Post-M.D. Trainees
(Canadian Citizens/Permanent Residents vs Visa Trainees)
Faculty of Medicine Providing Post-M.D. Training
By
Rank

Faculty of Medicine Providing Post-M.D. Training		Residents					Fellows	Total
		R-4	R-5	R-6	R-7	Sub-Total	Fellow	
Dalhousie University	CC/PR*		1			1		1
	Visa Trainees		2	1		3		3
	TOTAL		3	1		4		4
Université Laval	CC/PR*		2			2		2
	Visa Trainees							
	TOTAL		2			2		2
Université de Montréal	CC/PR*	2				2		2
	Visa Trainees						4	4
	TOTAL	2				2	4	6
McGill University	CC/PR*							
	Visa Trainees	2				2		2
	TOTAL	2				2		2
University of Ottawa	CC/PR*						1	1
	Visa Trainees						4	4
	TOTAL						5	5
University of Toronto	CC/PR*		2			2	9	11
	Visa Trainees		1			1	20	21
	TOTAL		3			3	29	32
McMaster University	CC/PR*							
	Visa Trainees						8	8
	TOTAL						8	8
University of Western Ontario	CC/PR*	1	1			2		2
	Visa Trainees						2	2
	TOTAL	1	1			2	2	4
University of Manitoba	CC/PR*		1	1		2	1	3
	Visa Trainees	6		2		8	1	9
	TOTAL	6	1	3		10	2	12
University of Saskatchewan	CC/PR*	1				1		1
	Visa Trainees							
	TOTAL	1				1		1
University of Alberta	CC/PR*	1		1		2		2
	Visa Trainees						5	5
	TOTAL	1		1		2	5	7
University of Calgary	CC/PR*							
	Visa Trainees		3	1	1	5		5
	TOTAL		3	1	1	5		5
University of BC	CC/PR*		1			1		1
	Visa Trainees						5	5
	TOTAL		1			1	5	6
Grand Total	CC/PR*	5	8	2		15	11	26
	Visa Trainees	8	6	4	1	19	49	68
	TOTAL	13	14	6	1	34	60	94

Table 2
NEONATAL-PERINATAL MEDICINE
2008-09 Post-M.D. Trainees
(Regular Ministry Funded vs All Other Funding)
Faculty of Medicine Providing Post-M.D. Training
By
Rank

Faculty of Medicine Providing Post-M.D. Training		Residents					Fellows	Total
		R-4	R-5	R-6	R-7	Sub-Total	Fellow	
Dalhousie University	Regular Ministry Funded							
	Non-Ministry Funded		3	1		4		4
	TOTAL		3	1		4		4
Université Laval	Regular Ministry Funded		2			2		2
	Non-Ministry Funded							
	TOTAL		2			2		2
Université de Montréal	Regular Ministry Funded	2				2		2
	Non-Ministry Funded						4	4
	TOTAL	2				2	4	6
McGill University	Regular Ministry Funded							
	Non-Ministry Funded	2				2		2
	TOTAL	2				2		2
University of Ottawa	Regular Ministry Funded							
	Non-Ministry Funded						5	5
	TOTAL						5	5
University of Toronto	Regular Ministry Funded							
	Non-Ministry Funded		3			3	29	32
	TOTAL		3			3	29	32
McMaster University	Regular Ministry Funded							
	Non-Ministry Funded						8	8
	TOTAL						8	8
University of Western Ontario	Regular Ministry Funded	1	1			2		2
	Non-Ministry Funded						2	2
	TOTAL	1	1			2	2	4
University of Manitoba	Regular Ministry Funded			1		1	1	2
	Non-Ministry Funded	6	1	2		9	1	10
	TOTAL	6	1	3		10	2	12
University of Saskatchewan	Regular Ministry Funded	1				1		1
	Non-Ministry Funded							
	TOTAL	1				1		1
University of Alberta	Regular Ministry Funded	1		1		2		2
	Non-Ministry Funded						5	5
	TOTAL	1		1		2	5	7
University of Calgary	Regular Ministry Funded							
	Non-Ministry Funded		3	1	1	5		5
	TOTAL		3	1	1	5		5
University of BC	Regular Ministry Funded		1			1		1
	Non-Ministry Funded						5	5
	TOTAL		1			1	5	6
Grand Total	Regular Ministry Funded	5	4	2		11	1	12
	Non-Ministry Funded	8	10	4	1	23	59	82
	TOTAL	13	14	6	1	34	60	94

Table 1
NEPHROLOGY
2008-09 Post-M.D. Trainees
(Canadian Citizens/Permanent Residents vs Visa Trainees)
Faculty of Medicine Providing Post-M.D. Training
By
Rank

Faculty of Medicine Providing Post-M.D. Training			Residents				Fellows	Total	
			R-4	R-5	R-6	R-7	Sub-Total		Fellow
Memorial University	Nephrology (Int.Med.)	CC/PR*		1	1	1	3		3
		Visa Trainees							
		TOTAL		1	1	1	3		3
Dalhousie University	Nephrology (Int.Med.)	CC/PR*	1	2	1		4		4
		Visa Trainees							
		TOTAL	1	2	1		4		4
Université Laval	Nephrology (Int.Med.)	CC/PR*	1	2			3		3
		Visa Trainees							
		TOTAL	1	2			3		3
Université de Sherbrooke	Nephrology (Int.Med.)	CC/PR*		1			1		1
		Visa Trainees							
		TOTAL		1			1		1
Université de Montréal	Nephrology (Int.Med.)	CC/PR*	2	2			4		4
		Visa Trainees							
		TOTAL	2	2			4		4
	Nephrology (Ped.)	CC/PR*		1			1		1
		Visa Trainees							
		TOTAL		1			1		1
McGill University	Nephrology (Int.Med.)	CC/PR*		1	1		2	1	3
		Visa Trainees							
		TOTAL		1	1		2	1	3
	Nephrology (Ped.)	CC/PR*							
		Visa Trainees	2	1			3		3
		TOTAL	2	1			3		3
University of Ottawa	Nephrology (Int.Med.)	CC/PR*	2	1			3	1	4
		Visa Trainees						6	6
		TOTAL	2	1			3	7	10
	Nephrology (Ped.)	CC/PR*						1	1
		Visa Trainees		1			1	1	2
		TOTAL		1			1	2	3
Queen's University	Nephrology (Int.Med.)	CC/PR*	1	2			3		3
		Visa Trainees							
		TOTAL	1	2			3		3
University of Toronto	Nephrology (Int.Med.)	CC/PR*	1	5			6	4	10
		Visa Trainees						16	16
		TOTAL	1	5			6	20	26
	Nephrology (Ped.)	CC/PR*		2			2		2
		Visa Trainees	1	1			2	8	10
		TOTAL	1	3			4	8	12
McMaster University	Nephrology (Int.Med.)	CC/PR*	1	1			2		2
		Visa Trainees						1	1
		TOTAL	1	1			2	1	3

(continued)

Table 1
NEPHROLOGY
2008-09 Post-M.D. Trainees
(Canadian Citizens/Permanent Residents vs Visa Trainees)
Faculty of Medicine Providing Post-M.D. Training
By
Rank

Faculty of Medicine Providing Post-M.D. Training			Residents				Fellows	Total	
			R-4	R-5	R-6	R-7	Sub-Total		Fellow
University of Western Ontario	Nephrology (Int.Med.)	CC/PR*	2	2	1		5		5
		Visa Trainees	1				1	8	9
		TOTAL	3	2	1		6	8	14
University of Manitoba	Nephrology (Int.Med.)	CC/PR*	1	2			3		3
		Visa Trainees							
		TOTAL	1	2			3		3
	Nephrology (Ped.)	CC/PR*	1				1		1
		Visa Trainees		1			1		1
		TOTAL	1	1			2		2
University of Alberta	Nephrology (Int.Med.)	CC/PR*	1	1			2		2
		Visa Trainees						3	3
		TOTAL	1	1			2	3	5
	Nephrology (Ped.)	CC/PR*							
		Visa Trainees		1			1		1
		TOTAL		1			1		1
University of Calgary	Nephrology (Int.Med.)	CC/PR*	1	1			2		2
		Visa Trainees							
		TOTAL	1	1			2		2
	Nephrology (Ped.)	CC/PR*							
		Visa Trainees	1				1	1	2
		TOTAL	1				1	1	2
University of BC	Nephrology (Int.Med.)	CC/PR*	3	5	1		9	1	10
		Visa Trainees		1			1	3	4
		TOTAL	3	6	1		10	4	14
	Nephrology (Ped.)	CC/PR*			1		1		1
		Visa Trainees	1				1	3	4
		TOTAL	1		1		2	3	5
Grand Total	Nephrology (Int.Med.)	CC/PR*	17	29	5	1	52	7	59
		Visa Trainees	1	1			2	37	39
		TOTAL	18	30	5	1	54	44	98
	Nephrology (Ped.)	CC/PR*	1	3	1		5	1	6
		Visa Trainees	5	5			10	13	23
TOTAL	6	8	1		15	14	29		
			24	38	6	1	69	58	127

Table 2
NEPHROLOGY
2008-09 Post-M.D. Trainees
(Regular Ministry Funded vs All Other Funding)
Faculty of Medicine Providing Post-M.D. Training
By
Rank

Faculty of Medicine Providing Post-M.D. Training			Residents					Fellows	Total
			R-4	R-5	R-6	R-7	Sub-Total	Fellow	
Memorial University	Nephrology (Int.Med.)	Regular Ministry Funded		1	1	1	3		3
		Non-Ministry Funded							
		TOTAL		1	1	1	3		3
Dalhousie University	Nephrology (Int.Med.)	Regular Ministry Funded	1	2	1		4		4
		Non-Ministry Funded							
		TOTAL	1	2	1		4		4
Université Laval	Nephrology (Int.Med.)	Regular Ministry Funded	1	2			3		3
		Non-Ministry Funded							
		TOTAL	1	2			3		3
Université de Sherbrooke	Nephrology (Int.Med.)	Regular Ministry Funded		1			1		1
		Non-Ministry Funded							
		TOTAL		1			1		1
Université de Montréal	Nephrology (Int.Med.)	Regular Ministry Funded	2	2			4		4
		Non-Ministry Funded							
		TOTAL	2	2			4		4
McGill University	Nephrology (Ped.)	Regular Ministry Funded		1			1		1
		Non-Ministry Funded							
		TOTAL		1			1		1
McGill University	Nephrology (Int.Med.)	Regular Ministry Funded		1	1		2		2
		Non-Ministry Funded						1	1
		TOTAL		1	1		2	1	3
McGill University	Nephrology (Ped.)	Regular Ministry Funded							
		Non-Ministry Funded	2	1			3		3
		TOTAL	2	1			3		3
University of Ottawa	Nephrology (Int.Med.)	Regular Ministry Funded	2	1			3		3
		Non-Ministry Funded						7	7
		TOTAL	2	1			3	7	10
University of Ottawa	Nephrology (Ped.)	Regular Ministry Funded							
		Non-Ministry Funded		1			1	2	3
		TOTAL		1			1	2	3
Queen's University	Nephrology (Int.Med.)	Regular Ministry Funded	1	2			3		3
		Non-Ministry Funded							
		TOTAL	1	2			3		3
University of Toronto	Nephrology (Int.Med.)	Regular Ministry Funded	1	5			6		6
		Non-Ministry Funded						20	20
		TOTAL	1	5			6	20	26
University of Toronto	Nephrology (Ped.)	Regular Ministry Funded		2			2		2
		Non-Ministry Funded	1	1			2	8	10
		TOTAL	1	3			4	8	12
McMaster University	Nephrology (Int.Med.)	Regular Ministry Funded	1	1			2		2
		Non-Ministry Funded						1	1
		TOTAL	1	1			2	1	3

(continued)

Table 2
NEPHROLOGY
2008-09 Post-M.D. Trainees
(Regular Ministry Funded vs All Other Funding)
Faculty of Medicine Providing Post-M.D. Training
By
Rank

Faculty of Medicine Providing Post-M.D. Training			Residents					Fellows	Total
			R-4	R-5	R-6	R-7	Sub-Total	Fellow	
University of Western Ontario	Nephrology (Int.Med.)	Regular Ministry Funded	2	2	1		5		5
		Non-Ministry Funded	1				1	8	9
		TOTAL	3	2	1		6	8	14
University of Manitoba	Nephrology (Int.Med.)	Regular Ministry Funded	1	2			3		3
		Non-Ministry Funded							
		TOTAL	1	2			3		3
	Nephrology (Ped.)	Regular Ministry Funded	1				1		1
		Non-Ministry Funded		1			1		1
		TOTAL	1	1			2		2
University of Alberta	Nephrology (Int.Med.)	Regular Ministry Funded	1	1			2		2
		Non-Ministry Funded						3	3
		TOTAL	1	1			2	3	5
	Nephrology (Ped.)	Regular Ministry Funded							
		Non-Ministry Funded		1			1		1
		TOTAL		1			1		1
University of Calgary	Nephrology (Int.Med.)	Regular Ministry Funded	1	1			2		2
		Non-Ministry Funded							
		TOTAL	1	1			2		2
	Nephrology (Ped.)	Regular Ministry Funded							
		Non-Ministry Funded	1				1	1	2
		TOTAL	1				1	1	2
University of BC	Nephrology (Int.Med.)	Regular Ministry Funded	2	4	1		7		7
		Non-Ministry Funded	1	2			3	4	7
		TOTAL	3	6	1		10	4	14
	Nephrology (Ped.)	Regular Ministry Funded			1		1		1
		Non-Ministry Funded	1				1	3	4
		TOTAL	1		1		2	3	5
Grand Total	Nephrology (Int.Med.)	Regular Ministry Funded	16	28	5	1	50		50
		Non-Ministry Funded	2	2			4	44	48
		TOTAL	18	30	5	1	54	44	98
	Nephrology (Ped.)	Regular Ministry Funded	1	3	1		5		5
		Non-Ministry Funded	5	5			10	14	24
		TOTAL	6	8	1		15	14	29
			24	38	6	1	69	58	127

**Table 1
RESPIROLOGY
2008-09 Post-M.D. Trainees
(Canadian Citizens/Permanent Residents vs Visa Trainees)
Faculty of Medicine Providing Post-M.D. Training
By
Rank**

Faculty of Medicine Providing Post-M.D. Training			Residents					Fellows	Total
			R-4	R-5	R-6	R-7	Sub-Total	Fellow	
Dalhousie University	Respirology (Int.Med.)	CC/PR*	1				1		1
		Visa Trainees							
		TOTAL	1				1		1
Université Laval	Respirology (Int.Med.)	CC/PR*	2	1			3		3
		Visa Trainees							
		TOTAL	2	1			3		3
Université de Sherbrooke	Respirology (Int.Med.)	CC/PR*	2	1			3	1	4
		Visa Trainees							
		TOTAL	2	1			3	1	4
Université de Montréal	Respirology (Int.Med.)	CC/PR*	2	2			4	1	5
		Visa Trainees							
		TOTAL	2	2			4	1	5
	Respirology (Ped.)	CC/PR*	1				1		1
		Visa Trainees						2	2
		TOTAL	1				1	2	3
McGill University	Respirology (Int.Med.)	CC/PR*	2	1		1	4		4
		Visa Trainees		2			2		2
		TOTAL	2	3		1	6		6
	Respirology (Ped.)	CC/PR*							
		Visa Trainees		1			1		1
		TOTAL		1			1		1
University of Ottawa	Respirology (Int.Med.)	CC/PR*	1	3			4	2	6
		Visa Trainees	1				1		1
		TOTAL	2	3			5	2	7
Queen's University	Respirology (Int.Med.)	CC/PR*	2	2			4		4
		Visa Trainees		1			1	2	3
		TOTAL	2	3			5	2	7
University of Toronto	Respirology (Int.Med.)	CC/PR*	5	3			8	6	14
		Visa Trainees		1			1	7	8
		TOTAL	5	4			9	13	22
	Respirology (Ped.)	CC/PR*	1	3			4	1	5
		Visa Trainees						5	5
		TOTAL	1	3			4	6	10
McMaster University	Respirology (Int.Med.)	CC/PR*	2	2			4	2	6
		Visa Trainees	1				1	5	6
		TOTAL	3	2			5	7	12
University of Western Ontario	Respirology (Int.Med.)	CC/PR*	2	2			4	1	5
		Visa Trainees						1	1
		TOTAL	2	2			4	2	6

(continued)

Table 1
RESPIROLOGY
2008-09 Post-M.D. Trainees
(Canadian Citizens/Permanent Residents vs Visa Trainees)
Faculty of Medicine Providing Post-M.D. Training
By
Rank

Faculty of Medicine Providing Post-M.D. Training			Residents					Fellows	Total
			R-4	R-5	R-6	R-7	Sub-Total	Fellow	
University of Manitoba	Respirology (Int.Med.)	CC/PR*	1	1			2		2
		Visa Trainees	1	2	1		4		4
		TOTAL	2	3	1		6		6
	Respirology (Ped.)	CC/PR*							
		Visa Trainees		1			1		1
		TOTAL		1			1		1
University of Saskatchewan	Respirology (Int.Med.)	CC/PR*	1	1			2		2
		Visa Trainees	1				1		1
		TOTAL	2	1			3		3
University of Alberta	Respirology (Int.Med.)	CC/PR*	3	2			5		5
		Visa Trainees							
		TOTAL	3	2			5		5
University of Calgary	Respirology (Int.Med.)	CC/PR*	3	3			6	1	7
		Visa Trainees							
		TOTAL	3	3			6	1	7
	Respirology (Ped.)	CC/PR*							
		Visa Trainees	1				1	1	2
		TOTAL	1				1	1	2
University of BC	Respirology (Int.Med.)	CC/PR*	3	4			7		7
		Visa Trainees		1			1		1
		TOTAL	3	5			8		8
Grand Total	Respirology (Int.Med.)	CC/PR*	32	28		1	61	14	75
		Visa Trainees	4	7	1		12	15	27
		TOTAL	36	35	1	1	73	29	102
	Respirology (Ped.)	CC/PR*	2	3			5	1	6
		Visa Trainees	1	2			3	8	11
		TOTAL	3	5			8	9	17
			39	40	1	1	81	38	119

Table 2
RESPIROLOGY
2008-09 Post-M.D. Trainees
(Regular Ministry Funded vs All Other Funding)
Faculty of Medicine Providing Post-M.D. Training
By
Rank

Faculty of Medicine Providing Post-M.D. Training			Residents					Fellows	Total
			R-4	R-5	R-6	R-7	Sub-Total	Fellow	
Dalhousie University	Respirology (Int.Med.)	Regular Ministry Funded	1				1		1
		Non-Ministry Funded							
		TOTAL	1				1		1
Université Laval	Respirology (Int.Med.)	Regular Ministry Funded	2	1			3		3
		Non-Ministry Funded							
		TOTAL	2	1			3		3
Université de Sherbrooke	Respirology (Int.Med.)	Regular Ministry Funded	2	1			3		3
		Non-Ministry Funded						1	1
		TOTAL	2	1			3	1	4
Université de Montréal	Respirology (Int.Med.)	Regular Ministry Funded	2	2			4		4
		Non-Ministry Funded						1	1
		TOTAL	2	2			4	1	5
	Respirology (Ped.)	Regular Ministry Funded	1				1		1
		Non-Ministry Funded						2	2
		TOTAL	1				1	2	3
McGill University	Respirology (Int.Med.)	Regular Ministry Funded	2	1		1	4		4
		Non-Ministry Funded		2			2		2
		TOTAL	2	3		1	6		6
	Respirology (Ped.)	Regular Ministry Funded							
		Non-Ministry Funded		1			1		1
		TOTAL		1			1		1
University of Ottawa	Respirology (Int.Med.)	Regular Ministry Funded	1	3			4		4
		Non-Ministry Funded	1				1	2	3
		TOTAL	2	3			5	2	7
Queen's University	Respirology (Int.Med.)	Regular Ministry Funded	2	2			4		4
		Non-Ministry Funded		1			1	2	3
		TOTAL	2	3			5	2	7
University of Toronto	Respirology (Int.Med.)	Regular Ministry Funded	5	3			8		8
		Non-Ministry Funded		1			1	13	14
		TOTAL	5	4			9	13	22
	Respirology (Ped.)	Regular Ministry Funded	1	1			2		2
		Non-Ministry Funded		2			2	6	8
		TOTAL	1	3			4	6	10
McMaster University	Respirology (Int.Med.)	Regular Ministry Funded	2	2			4		4
		Non-Ministry Funded	1				1	7	8
		TOTAL	3	2			5	7	12
University of Western Ontario	Respirology (Int.Med.)	Regular Ministry Funded	2	2			4		4
		Non-Ministry Funded						2	2
		TOTAL	2	2			4	2	6
University of Manitoba	Respirology (Int.Med.)	Regular Ministry Funded	1	1			2		2
		Non-Ministry Funded	1	2	1		4		4
		TOTAL	2	3	1		6		6

(continued)

Table 2
RESPIROLOGY
2008-09 Post-M.D. Trainees
(Regular Ministry Funded vs All Other Funding)
Faculty of Medicine Providing Post-M.D. Training
By
Rank

Faculty of Medicine Providing Post-M.D. Training			Residents					Fellows	Total
			R-4	R-5	R-6	R-7	Sub-Total	Fellow	
University of Manitoba	Respirology (Ped.)	Regular Ministry Funded							
		Non-Ministry Funded		1			1		1
		TOTAL		1			1		1
University of Saskatchewan	Respirology (Int.Med.)	Regular Ministry Funded	1	1			2		2
		Non-Ministry Funded	1				1		1
		TOTAL	2	1			3		3
University of Alberta	Respirology (Int.Med.)	Regular Ministry Funded	3	2			5		5
		Non-Ministry Funded							
		TOTAL	3	2			5		5
University of Calgary	Respirology (Int.Med.)	Regular Ministry Funded	3	2			5		5
		Non-Ministry Funded		1			1	1	2
		TOTAL	3	3			6	1	7
	Respirology (Ped.)	Regular Ministry Funded							
		Non-Ministry Funded	1				1	1	2
TOTAL	1				1	1	2		
University of BC	Respirology (Int.Med.)	Regular Ministry Funded	3	4			7		7
		Non-Ministry Funded		1			1		1
		TOTAL	3	5			8		8
Grand Total	Respirology (Int.Med.)	Regular Ministry Funded	32	27		1	60		60
		Non-Ministry Funded	4	8	1		13	29	42
		TOTAL	36	35	1	1	73	29	102
	Respirology (Ped.)	Regular Ministry Funded	2	1			3		3
		Non-Ministry Funded	1	4			5	9	14
		TOTAL	3	5			8	9	17
			39	40	1	1	81	38	119

**Table 1
RHEUMATOLOGY
2008-09 Post-M.D. Trainees
(Canadian Citizens/Permanent Residents vs Visa Trainees)
Faculty of Medicine Providing Post-M.D. Training
By
Rank**

Faculty of Medicine Providing Post-M.D. Training			Residents				Fellows	Total
			R-4	R-5	R-6	Sub-Total	Fellow	
Université de Sherbrooke	Rheumatology (Int.Med.)	CC/PR*	1	1		2		2
		Visa Trainees					1	1
		TOTAL	1	1		2	1	3
Université de Montréal	Rheumatology (Int.Med.)	CC/PR*	1	3		4		4
		Visa Trainees						
		TOTAL	1	3		4		4
McGill University	Rheumatology (Int.Med.)	CC/PR*						
		Visa Trainees		1		1		1
		TOTAL		1		1		1
	Rheumatology (Ped.)	CC/PR*	1	1		2		2
		Visa Trainees						
		TOTAL	1	1		2		2
University of Ottawa	Rheumatology (Int.Med.)	CC/PR*	1			1		1
		Visa Trainees		1		1		1
		TOTAL	1	1		2		2
Queen's University	Rheumatology (Int.Med.)	CC/PR*	1			1		1
		Visa Trainees						
		TOTAL	1			1		1
University of Toronto	Rheumatology (Int.Med.)	CC/PR*	1	3		4		4
		Visa Trainees	2			2	13	15
		TOTAL	3	3		6	13	19
	Rheumatology (Ped.)	CC/PR*	3	2		5	1	6
		Visa Trainees					5	5
		TOTAL	3	2		5	6	11
McMaster University	Rheumatology (Int.Med.)	CC/PR*	2	2		4		4
		Visa Trainees						
		TOTAL	2	2		4		4
University of Western Ontario	Rheumatology (Int.Med.)	CC/PR*						
		Visa Trainees	1			1		1
		TOTAL	1			1		1
University of Manitoba	Rheumatology (Int.Med.)	CC/PR*		1		1		1
		Visa Trainees						
		TOTAL		1		1		1
University of Saskatchewan	Rheumatology (Int.Med.)	CC/PR*		1		1		1
		Visa Trainees						
		TOTAL		1		1		1

(continued)

**Table 1
 RHEUMATOLOGY
 2008-09 Post-M.D. Trainees
 (Canadian Citizens/Permanent Residents vs Visa Trainees)
 Faculty of Medicine Providing Post-M.D. Training
 By
 Rank**

Faculty of Medicine Providing Post-M.D. Training			Residents				Fellows	Total
			R-4	R-5	R-6	Sub-Total	Fellow	
University of Alberta	Rheumatology (Int.Med.)	CC/PR*		2		2		2
		Visa Trainees					1	1
		TOTAL		2		2	1	3
University of Calgary	Rheumatology (Int.Med.)	CC/PR*	1	2		3		3
		Visa Trainees						
		TOTAL	1	2		3		3
University of BC	Rheumatology (Int.Med.)	CC/PR*			1	1		1
		Visa Trainees	1	1	2	4	2	6
		TOTAL	1	1	3	5	2	7
	Rheumatology (Ped.)	CC/PR*			1	1		1
		Visa Trainees					3	3
		TOTAL			1	1	3	4
Grand Total	Rheumatology (Int.Med.)	CC/PR*	8	15	1	24		24
		Visa Trainees	4	3	2	9	17	26
		TOTAL	12	18	3	33	17	50
	Rheumatology (Ped.)	CC/PR*	4	3	1	8	1	9
		Visa Trainees					8	8
		TOTAL	4	3	1	8	9	17
			16	21	4	41	26	67

Table 2
RHEUMATOLOGY
2008-09 Post-M.D. Trainees
(Regular Ministry Funded vs All Other Funding)
Faculty of Medicine Providing Post-M.D. Training
By
Rank

Faculty of Medicine Providing Post-M.D. Training			Residents				Fellows	Total
			R-4	R-5	R-6	Sub-Total	Fellow	
Université de Sherbrooke	Rheumatology (Int.Med.)	Regular Ministry Funded	1	1		2		2
		Non-Ministry Funded					1	1
		TOTAL	1	1		2	1	3
Université de Montréal	Rheumatology (Int.Med.)	Regular Ministry Funded	1	3		4		4
		Non-Ministry Funded						
		TOTAL	1	3		4		4
McGill University	Rheumatology (Int.Med.)	Regular Ministry Funded						
		Non-Ministry Funded		1		1		1
		TOTAL		1		1		1
	Rheumatology (Ped.)	Regular Ministry Funded	1	1		2		2
		Non-Ministry Funded						
		TOTAL	1	1		2		2
University of Ottawa	Rheumatology (Int.Med.)	Regular Ministry Funded	1			1		1
		Non-Ministry Funded		1		1		1
		TOTAL	1	1		2		2
Queen's University	Rheumatology (Int.Med.)	Regular Ministry Funded						
		Non-Ministry Funded	1			1		1
		TOTAL	1			1		1
University of Toronto	Rheumatology (Int.Med.)	Regular Ministry Funded	1	2		3		3
		Non-Ministry Funded	2	1		3	13	16
		TOTAL	3	3		6	13	19
	Rheumatology (Ped.)	Regular Ministry Funded	3	1		4		4
		Non-Ministry Funded		1		1	6	7
		TOTAL	3	2		5	6	11
McMaster University	Rheumatology (Int.Med.)	Regular Ministry Funded	2	1		3		3
		Non-Ministry Funded		1		1		1
		TOTAL	2	2		4		4
University of Western Ontario	Rheumatology (Int.Med.)	Regular Ministry Funded						
		Non-Ministry Funded	1			1		1
		TOTAL	1			1		1
University of Manitoba	Rheumatology (Int.Med.)	Regular Ministry Funded		1		1		1
		Non-Ministry Funded						
		TOTAL		1		1		1
University of Saskatchewan	Rheumatology (Int.Med.)	Regular Ministry Funded		1		1		1
		Non-Ministry Funded						
		TOTAL		1		1		1
University of Alberta	Rheumatology (Int.Med.)	Regular Ministry Funded		2		2		2
		Non-Ministry Funded					1	1
		TOTAL		2		2	1	3

(continued)

Table 2
RHEUMATOLOGY
2008-09 Post-M.D. Trainees
(Regular Ministry Funded vs All Other Funding)
Faculty of Medicine Providing Post-M.D. Training
By
Rank

Faculty of Medicine Providing Post-M.D. Training			Residents				Fellows	Total
			R-4	R-5	R-6	Sub-Total	Fellow	
University of Calgary	Rheumatology (Int.Med.)	Regular Ministry Funded	1	2		3		3
		Non-Ministry Funded						
		TOTAL	1	2		3		3
University of BC	Rheumatology (Int.Med.)	Regular Ministry Funded			1	1		1
		Non-Ministry Funded	1	1	2	4	2	6
		TOTAL	1	1	3	5	2	7
	Rheumatology (Ped.)	Regular Ministry Funded			1	1		1
		Non-Ministry Funded					3	3
		TOTAL			1	1	3	4
Grand Total	Rheumatology (Int.Med.)	Regular Ministry Funded	7	13	1	21		21
		Non-Ministry Funded	5	5	2	12	17	29
		TOTAL	12	18	3	33	17	50
	Rheumatology (Ped.)	Regular Ministry Funded	4	2	1	7		7
		Non-Ministry Funded		1		1	9	10
		TOTAL	4	3	1	8	9	17
			16	21	4	41	26	67

**Table 1
 TRANSFUSION MEDICINE
 2008-09 Post-M.D. Trainees
 (Canadian Citizens/Permanent Residents vs Visa Trainees)
 Faculty of Medicine Providing Post-M.D. Training
 By
 Rank**

Faculty of Medicine Providing Post-M.D. Training			Residents	Fellows	Total
			R-6	Fellow	
Dalhousie University	Transfusion Med. (Hem.Path.)	CC/PR*	1		1
		Visa Trainees			
		TOTAL	1		1
University of Ottawa	Transfusion Med. (Int.Med.)	CC/PR*	1		1
		Visa Trainees		1	1
		TOTAL	1	1	2
University of Toronto	Transfusion Med. (Int.Med.)	CC/PR*			
		Visa Trainees		2	2
		TOTAL		2	2
University of BC	Transfusion Medicine (Anes.)	CC/PR*	1		1
		Visa Trainees			
		TOTAL	1		1
Grand Total			3	3	6

**Table 2
 TRANSFUSION MEDICINE
 2008-09 Post-M.D. Trainees
 (Regular Ministry Funded vs All Other Funding)
 Faculty of Medicine Providing Post-M.D. Training
 By
 Rank**

Faculty of Medicine Providing Post-M.D. Training			Residents	Fellows	Total
			R-6	Fellow	
Dalhousie University	Transfusion Med. (Hem.Path.)	Regular Ministry Funded			
		Non-Ministry Funded	1		1
		TOTAL	1		1
University of Ottawa	Transfusion Med. (Int.Med.)	Regular Ministry Funded			
		Non-Ministry Funded	1	1	2
		TOTAL	1	1	2
University of Toronto	Transfusion Med. (Int.Med.)	Regular Ministry Funded			
		Non-Ministry Funded		2	2
		TOTAL		2	2
University of BC	Transfusion Medicine (Anes.)	Regular Ministry Funded	1		1
		Non-Ministry Funded			
		TOTAL	1		1
Grand Total			3	3	6

**Table 1
 COLORECTAL SURGERY
 2008-09 Post-M.D. Trainees
 (Canadian Citizens/Permanent Residents vs Visa Trainees)
 Faculty of Medicine Providing Post-M.D. Training
 By
 Rank**

Faculty of Medicine Providing Post-M.D. Training		Residents			Fellows	Total
		R-6	R-7	Sub-Total	Fellow	
University of Ottawa	CC/PR*	1		1		1
	Visa Trainees					
	TOTAL	1		1		1
University of Toronto	CC/PR*		1	1		1
	Visa Trainees				2	2
	TOTAL		1	1	2	3
University of Calgary	CC/PR*	1		1		1
	Visa Trainees		1	1		1
	TOTAL	1	1	2		2
Grand Total	CC/PR*	2	1	3		3
	Visa Trainees		1	1	2	3
	TOTAL	2	2	4	2	6

**Table 2
 COLORECTAL SURGERY
 2008-09 Post-M.D. Trainees
 (Regular Ministry Funded vs All Other Funding)
 Faculty of Medicine Providing Post-M.D. Training
 By
 Rank**

Faculty of Medicine Providing Post-M.D. Training		Residents			Fellows	Total
		R-6	R-7	Sub-Total	Fellow	
University of Ottawa	Regular Ministry Funded	1		1		1
	Non-Ministry Funded					
	TOTAL	1		1		1
University of Toronto	Regular Ministry Funded		1	1		1
	Non-Ministry Funded				2	2
	TOTAL		1	1	2	3
University of Calgary	Regular Ministry Funded	1		1		1
	Non-Ministry Funded		1	1		1
	TOTAL	1	1	2		2
Grand Total	Regular Ministry Funded	2	1	3		3
	Non-Ministry Funded		1	1	2	3
	TOTAL	2	2	4	2	6

**Table 1
 GENERAL SURGICAL ONCOLOGY
 2008-09 Post-M.D. Trainees
 (Canadian Citizens/Permanent Residents vs Visa Trainees)
 Faculty of Medicine Providing Post-M.D. Training
 By
 Rank**

Faculty of Medicine Providing Post-M.D. Training		Residents			Fellows	Total
		R-6	R-7	Sub-Total	Fellow	
McGill University	CC/PR*	1	1	2		2
	Visa Trainees					
	TOTAL	1	1	2		2
University of Toronto	CC/PR*				4	4
	Visa Trainees				5	5
	TOTAL				9	9
University of Calgary	CC/PR*		1	1		1
	Visa Trainees		3	3		3
	TOTAL		4	4		4
Grand Total	CC/PR*	1	2	3	4	7
	Visa Trainees		3	3	5	8
	TOTAL	1	5	6	9	15

**Table 2
 GENERAL SURGICAL ONCOLOGY
 2008-09 Post-M.D. Trainees
 (Regular Ministry Funded vs All Other Funding)
 Faculty of Medicine Providing Post-M.D. Training
 By
 Rank**

Faculty of Medicine Providing Post-M.D. Training		Residents			Fellows	Total
		R-6	R-7	Sub-Total	Fellow	
McGill University	Regular Ministry Funded		1	1		1
	Non-Ministry Funded	1		1		1
	TOTAL	1	1	2		2
University of Toronto	Regular Ministry Funded					
	Non-Ministry Funded				9	9
	TOTAL				9	9
University of Calgary	Regular Ministry Funded		1	1		1
	Non-Ministry Funded		3	3		3
	TOTAL		4	4		4
Grand Total	Regular Ministry Funded		2	2		2
	Non-Ministry Funded	1	3	4	9	13
	TOTAL	1	5	6	9	15

Table 1
PEDIATRIC GENERAL SURGERY
2008-09 Post-M.D. Trainees
(Canadian Citizens/Permanent Residents vs Visa Trainees)
Faculty of Medicine Providing Post-M.D. Training
By
Rank

Faculty of Medicine Providing Post-M.D. Training		Residents			Fellows	Total
		R-6	R-7	Sub-Total	Fellow	
Dalhousie University	CC/PR*	1		1		1
	Visa Trainees					
	TOTAL	1		1		1
Université de Montréal	CC/PR*	1		1		1
	Visa Trainees		1	1	1	2
	TOTAL	1	1	2	1	3
McGill University	CC/PR*	1		1		1
	Visa Trainees	1		1		1
	TOTAL	2		2		2
University of Ottawa	CC/PR*		1	1		1
	Visa Trainees				1	1
	TOTAL		1	1	1	2
University of Toronto	CC/PR*					
	Visa Trainees	1	2	3	2	5
	TOTAL	1	2	3	2	5
University of Calgary	CC/PR*		1	1		1
	Visa Trainees	1		1		1
	TOTAL	1	1	2		2
University of BC	CC/PR*		1	1		1
	Visa Trainees		1	1		1
	TOTAL		2	2		2
Grand Total	CC/PR*	3	3	6		6
	Visa Trainees	3	4	7	4	11
	TOTAL	6	7	13	4	17

Table 2
PEDIATRIC GENERAL SURGERY
2008-09 Post-M.D. Trainees
(Regular Ministry Funded vs All Other Funding)
Faculty of Medicine Providing Post-M.D. Training
By
Rank

Faculty of Medicine Providing Post-M.D. Training		Residents			Fellows	Total
		R-6	R-7	Sub-Total	Fellow	
Dalhousie University	Regular Ministry Funded	1		1		1
	Non-Ministry Funded					
	TOTAL	1		1		1
Université de Montréal	Regular Ministry Funded	1		1		1
	Non-Ministry Funded		1	1	1	2
	TOTAL	1	1	2	1	3
McGill University	Regular Ministry Funded	1		1		1
	Non-Ministry Funded	1		1		1
	TOTAL	2		2		2
University of Ottawa	Regular Ministry Funded		1	1		1
	Non-Ministry Funded				1	1
	TOTAL		1	1	1	2
University of Toronto	Regular Ministry Funded					
	Non-Ministry Funded	1	2	3	2	5
	TOTAL	1	2	3	2	5
University of Calgary	Regular Ministry Funded		1	1		1
	Non-Ministry Funded	1		1		1
	TOTAL	1	1	2		2
University of BC	Regular Ministry Funded		1	1		1
	Non-Ministry Funded		1	1		1
	TOTAL		2	2		2
Grand Total	Regular Ministry Funded	3	3	6		6
	Non-Ministry Funded	3	4	7	4	11
	TOTAL	6	7	13	4	17

**Table 1
THORACIC SURGERY
2008-09 Post-M.D. Trainees
(Canadian Citizens/Permanent Residents vs Visa Trainees)
Faculty of Medicine Providing Post-M.D. Training
By
Rank**

Faculty of Medicine Providing Post-M.D. Training		Residents			Fellows	Total
		R-6	R-7	Sub-Total	Fellow	
Université de Montréal	CC/PR*	1		1		1
	Visa Trainees					
	TOTAL	1		1		1
University of Ottawa	CC/PR*					
	Visa Trainees		1	1	1	2
	TOTAL		1	1	1	2
University of Toronto	CC/PR*	3	2	5	2	7
	Visa Trainees				12	12
	TOTAL	3	2	5	14	19
McMaster University	CC/PR*	1		1		1
	Visa Trainees		1	1	1	2
	TOTAL	1	1	2	1	3
University of Western Ontario	CC/PR*		1	1		1
	Visa Trainees					
	TOTAL		1	1		1
University of Manitoba	CC/PR*					
	Visa Trainees		1	1		1
	TOTAL		1	1		1
University of Calgary	CC/PR*	1		1		1
	Visa Trainees					
	TOTAL	1		1		1
University of BC	CC/PR*	1	1	2		2
	Visa Trainees					
	TOTAL	1	1	2		2
Grand Total	CC/PR*	7	4	11	2	13
	Visa Trainees		3	3	14	17
	TOTAL	7	7	14	16	30

**Table 2
THORACIC SURGERY
2008-09 Post-M.D. Trainees
(Regular Ministry Funded vs All Other Funding)
Faculty of Medicine Providing Post-M.D. Training
By
Rank**

Faculty of Medicine Providing Post-M.D. Training		Residents			Fellows	Total
		R-6	R-7	Sub-Total	Fellow	
Université de Montréal	Regular Ministry Funded	1		1		1
	Non-Ministry Funded					
	TOTAL	1		1		1
University of Ottawa	Regular Ministry Funded					
	Non-Ministry Funded		1	1	1	2
	TOTAL		1	1	1	2
University of Toronto	Regular Ministry Funded	3	2	5		5
	Non-Ministry Funded				14	14
	TOTAL	3	2	5	14	19
McMaster University	Regular Ministry Funded					
	Non-Ministry Funded	1	1	2	1	3
	TOTAL	1	1	2	1	3
University of Western Ontario	Regular Ministry Funded		1	1		1
	Non-Ministry Funded					
	TOTAL		1	1		1
University of Manitoba	Regular Ministry Funded					
	Non-Ministry Funded		1	1		1
	TOTAL		1	1		1
University of Calgary	Regular Ministry Funded	1		1		1
	Non-Ministry Funded					
	TOTAL	1		1		1
University of BC	Regular Ministry Funded	1	1	2		2
	Non-Ministry Funded					
	TOTAL	1	1	2		2
Grand Total	Regular Ministry Funded	6	4	10		10
	Non-Ministry Funded	1	3	4	16	20
	TOTAL	7	7	14	16	30

Table 1
VASCULAR SURGERY
2008-09 Post-M.D. Trainees
(Canadian Citizens/Permanent Residents vs Visa Trainees)
Faculty of Medicine Providing Post-M.D. Training
By
Rank

Faculty of Medicine Providing Post-M.D. Training		Residents			Fellows	Total
		R-6	R-7	Sub-Total	Fellow	
Université Laval	CC/PR*					
	Visa Trainees				1	1
	TOTAL				1	1
Université de Montréal	CC/PR*		1	1		1
	Visa Trainees					
	TOTAL		1	1		1
McGill University	CC/PR*	1	1	2		2
	Visa Trainees	1		1		1
	TOTAL	2	1	3		3
University of Ottawa	CC/PR*	1		1	1	2
	Visa Trainees				1	1
	TOTAL	1		1	2	3
University of Toronto	CC/PR*	2		2		2
	Visa Trainees				2	2
	TOTAL	2		2	2	4
McMaster University	CC/PR*	1	1	2		2
	Visa Trainees					
	TOTAL	1	1	2		2
University of Western Ontario	CC/PR*		1	1		1
	Visa Trainees					
	TOTAL		1	1		1
University of Manitoba	CC/PR*	1		1		1
	Visa Trainees					
	TOTAL	1		1		1
University of Calgary	CC/PR*					
	Visa Trainees				1	1
	TOTAL				1	1
University of BC	CC/PR*	1	1	2		2
	Visa Trainees	1		1		1
	TOTAL	2	1	3		3
Grand Total	CC/PR*	7	5	12	1	13
	Visa Trainees	2		2	5	7
	TOTAL	9	5	14	6	20

Table 2
VASCULAR SURGERY
2008-09 Post-M.D. Trainees
(Regular Ministry Funded vs All Other Funding)
Faculty of Medicine Providing Post-M.D. Training
By
Rank

Faculty of Medicine Providing Post-M.D. Training		Residents			Fellows	Total
		R-6	R-7	Sub-Total	Fellow	
Université Laval	Regular Ministry Funded					
	Non-Ministry Funded				1	1
	TOTAL				1	1
Université de Montréal	Regular Ministry Funded		1	1		1
	Non-Ministry Funded					
	TOTAL		1	1		1
McGill University	Regular Ministry Funded	1	1	2		2
	Non-Ministry Funded	1		1		1
	TOTAL	2	1	3		3
University of Ottawa	Regular Ministry Funded	1		1		1
	Non-Ministry Funded				2	2
	TOTAL	1		1	2	3
University of Toronto	Regular Ministry Funded	2		2		2
	Non-Ministry Funded				2	2
	TOTAL	2		2	2	4
McMaster University	Regular Ministry Funded	1	1	2		2
	Non-Ministry Funded					
	TOTAL	1	1	2		2
University of Western Ontario	Regular Ministry Funded		1	1		1
	Non-Ministry Funded					
	TOTAL		1	1		1
University of Manitoba	Regular Ministry Funded	1		1		1
	Non-Ministry Funded					
	TOTAL	1		1		1
University of Calgary	Regular Ministry Funded					
	Non-Ministry Funded				1	1
	TOTAL				1	1
University of BC	Regular Ministry Funded	1	1	2		2
	Non-Ministry Funded	1		1		1
	TOTAL	2	1	3		3
Grand Total	Regular Ministry Funded	7	5	12		12
	Non-Ministry Funded	2		2	6	8
	TOTAL	9	5	14	6	20

Table 1
GYNECOLOGIC ONCOLOGY
2008-09 Post-M.D. Trainees
(Canadian Citizens/Permanent Residents vs Visa Trainees)
Faculty of Medicine Providing Post-M.D. Training
By
Rank

Faculty of Medicine Providing Post-M.D. Training		Residents			Fellows	Total
		R-6	R-7	Sub-Total	Fellow	
Université Laval	CC/PR*					
	Visa Trainees				1	1
	TOTAL				1	1
Université de Montréal	CC/PR*	2	1	3		3
	Visa Trainees				2	2
	TOTAL	2	1	3	2	5
McGill University	CC/PR*					
	Visa Trainees	2		2	2	4
	TOTAL	2		2	2	4
University of Ottawa	CC/PR*					
	Visa Trainees	1		1		1
	TOTAL	1		1		1
University of Toronto	CC/PR*				2	2
	Visa Trainees				4	4
	TOTAL				6	6
University of Western Ontario	CC/PR*	1		1		1
	Visa Trainees					
	TOTAL	1		1		1
University of Calgary	CC/PR*	1		1		1
	Visa Trainees	1		1	1	2
	TOTAL	2		2	1	3
University of BC	CC/PR*	1		1		1
	Visa Trainees				2	2
	TOTAL	1		1	2	3
Grand Total	CC/PR*	5	1	6	2	8
	Visa Trainees	4		4	12	16
	TOTAL	9	1	10	14	24

Table 2
GYNECOLOGIC ONCOLOGY
2008-09 Post-M.D. Trainees
(Regular Ministry Funded vs All Other Funding)
Faculty of Medicine Providing Post-M.D. Training
By
Rank

Faculty of Medicine Providing Post-M.D. Training		Residents			Fellows	Total
		R-6	R-7	Sub-Total	Fellow	
Université Laval	Regular Ministry Funded					
	Non-Ministry Funded				1	1
	TOTAL				1	1
Université de Montréal	Regular Ministry Funded	2	1	3		3
	Non-Ministry Funded				2	2
	TOTAL	2	1	3	2	5
McGill University	Regular Ministry Funded					
	Non-Ministry Funded	2		2	2	4
	TOTAL	2		2	2	4
University of Ottawa	Regular Ministry Funded					
	Non-Ministry Funded	1		1		1
	TOTAL	1		1		1
University of Toronto	Regular Ministry Funded					
	Non-Ministry Funded				6	6
	TOTAL				6	6
University of Western Ontario	Regular Ministry Funded	1		1		1
	Non-Ministry Funded					
	TOTAL	1		1		1
University of Calgary	Regular Ministry Funded	1		1		1
	Non-Ministry Funded	1		1	1	2
	TOTAL	2		2	1	3
University of BC	Regular Ministry Funded	1		1		1
	Non-Ministry Funded				2	2
	TOTAL	1		1	2	3
Grand Total	Regular Ministry Funded	5	1	6		6
	Non-Ministry Funded	4		4	14	18
	TOTAL	9	1	10	14	24

Table 1
GYNECOLOGIC REPRODUCTIVE ENDOCRINOLOGY AND INFERTILITY
2008-09 Post-M.D. Trainees
(Canadian Citizens/Permanent Residents vs Visa Trainees)
Faculty of Medicine Providing Post-M.D. Training
By
Rank

Faculty of Medicine Providing Post-M.D. Training		Residents			Fellows	Total
		R-6	R-7	Sub-Total	Fellow	
Dalhousie University	CC/PR*		1	1		1
	Visa Trainees					
	TOTAL		1	1		1
Université de Montréal	CC/PR*					
	Visa Trainees				1	1
	TOTAL				1	1
McGill University	CC/PR*					
	Visa Trainees	1		1	3	4
	TOTAL	1		1	3	4
University of Ottawa	CC/PR*	1	1	2		2
	Visa Trainees					
	TOTAL	1	1	2		2
University of Toronto	CC/PR*					
	Visa Trainees				1	1
	TOTAL				1	1
McMaster University	CC/PR*		1	1		1
	Visa Trainees					
	TOTAL		1	1		1
University of Western Ontario	CC/PR*	1		1		1
	Visa Trainees					
	TOTAL	1		1		1
University of BC	CC/PR*	1	1	2		2
	Visa Trainees				1	1
	TOTAL	1	1	2	1	3
Grand Total	CC/PR*	3	4	7		7
	Visa Trainees	1		1	6	7
	TOTAL	4	4	8	6	14

Table 2
GYNECOLOGIC REPRODUCTIVE ENDOCRINOLOGY AND INFERTILITY
2008-09 Post-M.D. Trainees
(Regular Ministry Funded vs All Other Funding)
Faculty of Medicine Providing Post-M.D. Training
By
Rank

Faculty of Medicine Providing Post-M.D. Training		Residents			Fellows	Total
		R-6	R-7	Sub-Total	Fellow	
Dalhousie University	Regular Ministry Funded					
	Non-Ministry Funded		1	1		1
	TOTAL		1	1		1
Université de Montréal	Regular Ministry Funded					
	Non-Ministry Funded				1	1
	TOTAL				1	1
McGill University	Regular Ministry Funded					
	Non-Ministry Funded	1		1	3	4
	TOTAL	1		1	3	4
University of Ottawa	Regular Ministry Funded					
	Non-Ministry Funded	1	1	2		2
	TOTAL	1	1	2		2
University of Toronto	Regular Ministry Funded					
	Non-Ministry Funded				1	1
	TOTAL				1	1
McMaster University	Regular Ministry Funded		1	1		1
	Non-Ministry Funded					
	TOTAL		1	1		1
University of Western Ontario	Regular Ministry Funded	1		1		1
	Non-Ministry Funded					
	TOTAL	1		1		1
University of BC	Regular Ministry Funded	1	1	2		2
	Non-Ministry Funded				1	1
	TOTAL	1	1	2	1	3
Grand Total	Regular Ministry Funded	2	2	4		4
	Non-Ministry Funded	2	2	4	6	10
	TOTAL	4	4	8	6	14

Table 1
MATERNAL-FETAL MEDICINE
2008-09 Post-M.D. Trainees
(Canadian Citizens/Permanent Residents vs Visa Trainees)
Faculty of Medicine Providing Post-M.D. Training
By
Rank

Faculty of Medicine Providing Post-M.D. Training		Residents			Fellows	Total
		R-6	R-7	Sub-Total	Fellow	
Dalhousie University	CC/PR*	1		1		1
	Visa Trainees					
	TOTAL	1		1		1
Université de Montréal	CC/PR*	1		1		1
	Visa Trainees				2	2
	TOTAL	1		1	2	3
McGill University	CC/PR*		1	1		1
	Visa Trainees					
	TOTAL		1	1		1
University of Ottawa	CC/PR*		1	1	2	3
	Visa Trainees	1		1	2	3
	TOTAL	1	1	2	4	6
University of Toronto	CC/PR*	3	1	4		4
	Visa Trainees	2		2	3	5
	TOTAL	5	1	6	3	9
McMaster University	CC/PR*	1		1	1	2
	Visa Trainees					
	TOTAL	1		1	1	2
University of Western Ontario	CC/PR*	1		1		1
	Visa Trainees				1	1
	TOTAL	1		1	1	2
University of Manitoba	CC/PR*	1		1		1
	Visa Trainees					
	TOTAL	1		1		1
University of Calgary	CC/PR*	1		1		1
	Visa Trainees					
	TOTAL	1		1		1
University of BC	CC/PR*	2	1	3		3
	Visa Trainees					
	TOTAL	2	1	3		3
Grand Total	CC/PR*	11	4	15	3	18
	Visa Trainees	3		3	8	11
	TOTAL	14	4	18	11	29

Table 2
MATERNAL-FETAL MEDICINE
2008-09 Post-M.D. Trainees
(Regular Ministry Funded vs All Other Funding)
Faculty of Medicine Providing Post-M.D. Training
By
Rank

Faculty of Medicine Providing Post-M.D. Training		Residents			Fellows	Total
		R-6	R-7	Sub-Total	Fellow	
Dalhousie University	Regular Ministry Funded					
	Non-Ministry Funded	1		1		1
	TOTAL	1		1		1
Université de Montréal	Regular Ministry Funded	1		1		1
	Non-Ministry Funded				2	2
	TOTAL	1		1	2	3
McGill University	Regular Ministry Funded		1	1		1
	Non-Ministry Funded					
	TOTAL		1	1		1
University of Ottawa	Regular Ministry Funded		1	1		1
	Non-Ministry Funded	1		1	4	5
	TOTAL	1	1	2	4	6
University of Toronto	Regular Ministry Funded	3	1	4		4
	Non-Ministry Funded	2		2	3	5
	TOTAL	5	1	6	3	9
McMaster University	Regular Ministry Funded	1		1		1
	Non-Ministry Funded				1	1
	TOTAL	1		1	1	2
University of Western Ontario	Regular Ministry Funded	1		1		1
	Non-Ministry Funded				1	1
	TOTAL	1		1	1	2
University of Manitoba	Regular Ministry Funded					
	Non-Ministry Funded	1		1		1
	TOTAL	1		1		1
University of Calgary	Regular Ministry Funded	1		1		1
	Non-Ministry Funded					
	TOTAL	1		1		1
University of BC	Regular Ministry Funded	2	1	3		3
	Non-Ministry Funded					
	TOTAL	2	1	3		3
Grand Total	Regular Ministry Funded	9	4	13		13
	Non-Ministry Funded	5		5	11	16
	TOTAL	14	4	18	11	29

Table 3
SUMMARY TABLE 1999 - 2008
NUMBER OF CANADIAN CITIZENS/PERMANENT RESIDENTS IN ALL TRAINING FIELDS
FIELD OF POST-M.D. TRAINING
BY
POST-M.D. TRAINING YEAR

Field of Post-M.D. Training	Post-M.D. Training Year									
	1999	2000	2001	2002	2003	2004	2005	2006	2007	2008
Non-Specialized Upgrading				3	8	10	5			
NON-SPECIALIZED TRAINING SUBTOTAL				3	8	10	5			
Family Medicine	1455	1392	1382	1424	1434	1539	1712	1908	1990	2053
Emergency Medicine (CFPC)	87	85	89	99	109	104	99	87	110	115
Care of the Elderly (CFPC)	13	13	14	15	11	10	11	8	10	10
Enhanced Skills: Other Fam. Med. Training	20	46	21	21	52	82	63	61	66	78
FAMILY MEDICINE SUBTOTAL	1575	1536	1506	1559	1606	1735	1885	2064	2176	2256
Palliative Medicine	5	4	9	13	18	19	20	16	14	18
TRAINING FOLLOWING FAMILY MEDICINE OR SPECIALTY SUBTOTAL	5	4	9	13	18	19	20	16	14	18
Anesthesiology	458	456	453	479	496	521	533	570	611	622
Clinical Pharmacology (Anes.)	1									
Critical Care (Anes.)	3	3	8	6	8	6	7	13	21	13
Transfusion Medicine (Anes.)							1			1
Community Medicine	67	55	58	60	58	69	71	85	96	100
Dermatology	49	53	52	53	52	52	65	62	75	91
Diagnostic Radiology	327	340	355	371	388	407	408	440	451	466
Neuroradiology	6	4	2	4	3	2	8	11	6	9
Pediatric Diagnostic Radiology		1	2	1	1	3	4	1	2	4
Emergency Medicine (RCPSC)	101	109	110	125	139	143	146	157	177	197
Critical Care (Emergency Med.)	3	3	4	1	2	1	2	3	9	3
Pediatric Emergency Medicine					3	10	13	3		
Internal Medicine	761	769	769	779	799	857	938	1020	1140	1235
Cardiology (Int.Med.)	130	131	142	141	155	162	164	177	180	182
Clin. Imm./Allergy (Int.Med.)	6	6	8	7	8	4	4	4	6	6
Clin. Pharmacology (Int.Med.)	7	9	7	10	7	4	2	3	2	3
Critical Care (Int.Med.)	33	37	32	29	41	37	42	49	43	51
Endocrinology/Met. (Int.Med.)	25	28	31	27	31	31	27	30	38	39
Gastroenterology (Int.Med.)	51	46	51	74	84	69	72	82	78	71
Geriatric Medicine (Int.Med.)	28	23	21	19	11	10	11	16	21	22
Hematology (Int.Med.)	47	45	45	49	59	51	46	53	50	50
Infectious Diseases (Int.Med.)	15	17	17	14	10	19	25	25	18	23
Medical Oncology (Int.Med.)	37	42	46	42	49	53	54	51	64	66
Nephrology (Int.Med.)	62	69	61	55	72	72	69	63	64	59
Respirology (Int.Med.)	50	52	58	66	56	51	45	54	57	75
Rheumatology (Int.Med.)	31	19	15	19	17	24	23	24	31	24
Transfusion Med. (Int.Med.)						2		3	2	1
Medical Genetics	16	18	17	21	25	29	37	38	39	37
Neurology	131	130	119	125	140	144	147	155	174	197
Neurology (Pediatrics)	12	12	16	22	26	30	29	31	33	37
Nuclear Medicine	22	24	28	32	31	30	39	37	39	39
Occupational Medicine	10	9	7	9	12	9	7	7	4	5
Pediatrics	352	341	345	344	335	366	378	419	441	469
Cardiology (Ped.)	14	9	8	14	10	15	12	16	16	15
Clin. Imm./Allergy (Ped.)	6	5	7	7	11	7	7	6	8	10
Clinical Pharmacology (Ped.)	3	1	2	3	4	2	3	2	3	3
Critical Care (Ped.)	7	8	13	13	10	14	7	11	12	14
Endocrinology/Met. (Ped.)	9	13	12	16	11	12	12	15	13	11
Gastroenterology (Ped.)	11	13	8	5	8	8	8	11	10	11

(continued)

Table 3
SUMMARY TABLE 1999 - 2008
NUMBER OF CANADIAN CITIZENS/PERMANENT RESIDENTS IN ALL TRAINING FIELDS
FIELD OF POST-M.D. TRAINING
BY
POST-M.D. TRAINING YEAR

Field of Post-M.D. Training	Post-M.D. Training Year									
	1999	2000	2001	2002	2003	2004	2005	2006	2007	2008
Developmental Pediatrics						1	5	9	8	6
Pediatric Emergency Med. (Ped.)			1	15	17	14	10	16	21	28
Hematology/Oncology (Ped.)	12	16	16	19	17	14	20	15	19	23
Infectious Diseases (Ped.)	8	7	5	5	8	11	13	13	14	13
Neonatal-Perinatal Med. (Ped.)	23	23	23	22	17	15	13	22	19	26
Nephrology (Ped.)	7	12	9	6	6	11	9	8	9	6
Respirology (Ped.)	5	9	10	3	2	4	7	5	4	6
Rheumatology (Ped.)	5	4	3	4	4	2	3	5	7	9
Physical Medicine & Rehab.	56	57	59	65	63	71	82	77	91	102
Psychiatry	626	608	604	600	590	608	625	636	699	736
Clinical Pharmacology (Psych.)		1	1							
Radiation Oncology	71	66	80	96	113	135	159	162	173	166
MEDICAL SPECIALTIES SUBTOTAL	3704	3703	3740	3877	4009	4212	4412	4715	5098	5382
Laboratory Med. (Undifferentiated)				3	4	7	5	3	7	6
Anatomical Pathology	93	72	81	91	114	120	137	140	182	202
General Pathology	35	28	24	21	20	44	54	68	34	29
Hematological Pathology	2	6	11	13	13	17	14	12	14	17
Transfusion Med. (Hem.Path.)							1	2		1
Medical Biochemistry	5	7	7	10	10	12	10	10	14	15
Medical Microbiology	25	24	23	25	36	30	35	48	61	58
Neuropathology	3	5	6	4	5	7	6	5	7	7
LAB MEDICINE SPECIALTIES SUBTOTAL	163	142	152	167	202	237	262	288	319	335
Cardiac Surgery	60	58	59	56	62	59	53	55	58	55
Thoracic Surgery (Cardiac Surg.)						1	2			
Critical Care (Cardiac Surg.)							1	1	3	3
General Surgery	482	468	483	471	476	497	510	508	544	575
Colorectal Surgery	3	1	1	1	1	4	5	2	5	3
Critical Care (Surgery)	6	6	4	6	4	10	5	7	12	13
Gen. Surgical Oncology	6	5	2	5	6	7	6	6	9	7
Pediatric General Surgery	5	7	5	6	11	9	6	3	2	6
Thoracic Surgery					14	10	10	11	13	13
Vascular Surgery	12	17	18	16	12	8	14	12	10	13
Neurosurgery	101	106	98	96	99	104	103	111	113	115
Obstetrics/Gynecology	317	300	300	307	319	334	354	375	397	410
Gyn. Oncology	4	5	4	7	6	5	5	5	7	8
Gyn.Rep.Endocrin./Infertility	1	3	4	5	4	7	7	6	8	7
Maternal-Fetal Med. (Ob.)	12	11	10	11	11	10	11	9	9	18
Ophthalmology	123	116	117	128	138	141	155	159	174	191
Otolaryngology - Head and Neck Surgery	113	112	119	111	115	117	113	120	131	146
Orthopedic Surgery	280	276	276	270	272	283	308	324	355	394
Plastic Surgery	77	77	77	75	83	87	89	108	116	124
Thoracic Surgery	15	15	15	16						
Urology	110	105	114	116	122	118	110	131	128	142
SURGICAL SPECIALTIES SUBTOTAL	1727	1688	1706	1703	1755	1811	1867	1953	2094	2243
Total	7174	7073	7113	7322	7598	8024	8451	9036	9701	10234

Table 4
SUMMARY TABLE 1999 - 2008
NUMBER OF REGULAR MINISTRY FUNDED TRAINEES IN ALL TRAINING FIELDS
FIELD OF POST-M.D. TRAINING
BY
POST-M.D. TRAINING YEAR

Field of Post-M.D. Training	Post-M.D. Training Year									
	1999	2000	2001	2002	2003	2004	2005	2006	2007	2008
Family Medicine	1413	1360	1344	1341	1384	1490	1671	1863	1901	1986
Emergency Medicine (CFPC)	78	74	82	93	104	100	96	88	103	111
Care of the Elderly (CFPC)	13	11	9	11	10	8	11	6	10	8
Enhanced Skills: Other Fam. Med. Training	16	41	19	20	51	71	56	50	54	68
FAMILY MEDICINE SUBTOTAL	1520	1486	1454	1465	1549	1669	1834	2007	2068	2173
Palliative Medicine	2	2	5	7	9	13	16	14	12	15
TRAINING FOLLOWING FAMILY MEDICINE OR SPECIALTY SUBTOTAL	2	2	5	7	9	13	16	14	12	15
Anesthesiology	415	419	422	427	448	470	488	518	558	570
Critical Care (Anes.)	2	3	6	6	7	3	5	10	15	11
Transfusion Medicine (Anes.)										1
Community Medicine	63	52	55	56	55	65	67	84	95	96
Dermatology	42	47	45	46	48	48	56	57	70	86
Diagnostic Radiology	303	313	319	339	356	365	367	397	414	424
Neuroradiology	1	1					2	2	1	2
Pediatric Diagnostic Radiology						1				1
Emergency Medicine (RCPSC)	99	107	111	123	137	141	144	155	173	195
Critical Care (Emergency Med.)	3	2	4		1	1	2	3	9	3
Pediatric Emergency Medicine					1	7	8	3		
Internal Medicine	749	763	744	741	769	833	909	999	1122	1208
Cardiology (Int.Med.)	95	105	114	111	119	127	126	135	138	137
Clin. Imm./Allergy (Int.Med.)	5	6	8	6	5	3	5	4	3	6
Clin. Pharmacology (Int.Med.)	4	3	3	4	4	2	1			1
Critical Care (Int.Med)	21	25	24	21	31	30	31	39	38	45
Endocrinology/Met. (Int.Med.)	20	24	29	26	29	28	25	28	33	37
Gastroenterology (Int.Med.)	39	36	44	61	68	54	58	73	65	63
Geriatric Medicine (Int.Med.)	21	20	19	15	10	10	10	13	18	20
Hematology (Int.Med.)	31	30	32	36	35	37	31	39	42	40
Infectious Diseases (Int.Med.)	15	14	15	13	8	19	25	24	17	20
Medical Oncology (Int.Med.)	23	22	28	27	28	34	34	32	45	47
Nephrology (Int.Med.)	52	53	50	45	63	62	57	50	51	50
Respirology (Int.Med.)	36	35	44	52	45	41	37	40	47	60
Rheumatology (Int.Med.)	18	10	13	9	9	13	17	20	23	21
Medical Genetics	16	16	14	19	23	26	35	35	37	36
Neurology	109	94	100	98	109	126	133	139	154	167
Neurology (Pediatrics)	9	10	13	18	21	25	23	25	28	33
Nuclear Medicine	22	24	28	32	30	29	37	33	39	38
Occupational Medicine	10	9	7	8	11	8	6	7	4	5
Pediatrics	320	313	312	319	319	354	379	412	429	456
Cardiology (Ped.)	10	6	5	10	6	9	4	6	8	8
Clin. Imm./Allergy (Ped.)	7	5	6	7	7	3	5	5	8	9
Clinical Pharmacology (Ped.)			1	2	1					
Critical Care (Ped.)	5	8	9	6	7	12	6	10	10	14
Endocrinology/Met. (Ped.)	6	8	8	7	5	5	6	6	5	7
Gastroenterology (Ped.)	5	2	4	1	4	3	4	5	4	3
Developmental Pediatrics								2	5	3
Pediatric Emergency Med. (Ped.)				5	10	9	10	10	13	17
Hematology/Oncology (Ped.)	7	9	8	10	9	6	11	9	16	17
Infectious Diseases (Ped.)	4	2	4	2	3	3	3	6	10	9
Neonatal-Perinatal Med. (Ped.)	4	3	8	6	5	5	3	3	5	12



(continued)

Table 4
SUMMARY TABLE 1999 - 2008
NUMBER OF REGULAR MINISTRY FUNDED TRAINEES IN ALL TRAINING FIELDS
FIELD OF POST-M.D. TRAINING
BY
POST-M.D. TRAINING YEAR

Field of Post-M.D. Training	Post-M.D. Training Year									
	1999	2000	2001	2002	2003	2004	2005	2006	2007	2008
Nephrology (Ped.)	4	6	6	5	5	7	5	4	8	5
Respirology (Ped.)	4	6	8	3	1	2	4	3	3	3
Rheumatology (Ped.)	2		2	1	2	1	1	2	5	7
Physical Medicine & Rehab.	53	54	56	63	62	68	80	76	88	98
Psychiatry	550	527	521	528	526	544	559	578	640	676
Clinical Pharmacology (Psych.)			1							
Radiation Oncology	62	57	75	94	110	130	153	148	161	149
MEDICAL SPECIALTIES SUBTOTAL	3266	3249	3325	3408	3552	3769	3972	4249	4657	4916
Laboratory Med. (Undifferentiated)				3	4	7	5	3	7	6
Anatomical Pathology	82	65	77	88	109	118	127	135	178	190
General Pathology	34	27	20	20	20	43	55	66	32	28
Hematological Pathology		5	9	11	13	14	11	12	14	14
Medical Biochemistry	5	6	6	10	8	13	10	11	14	15
Medical Microbiology	25	23	21	23	33	29	35	47	61	58
Neuropathology	2	5	6	4	5	7	6	5	6	5
LAB MEDICINE SPECIALTIES SUBTOTAL	148	131	139	159	192	231	249	279	312	316
Cardiac Surgery	53	51	46	50	49	48	43	45	47	45
Thoracic Surgery (Cardiac Surg.)						1	2			
Critical Care (Cardiac Surg.)							1	1	3	3
General Surgery	450	437	439	411	439	455	468	464	490	519
Colorectal Surgery	1	1	1	1	1	3	3	2	4	3
Critical Care (Surgery)	4	5	3	5	3	9	5	6	11	11
Gen. Surgical Oncology	1	1		2	3	1	2	3	4	2
Pediatric General Surgery	7	8	7	8	10	10	9	6	5	6
Thoracic Surgery					12	9	8	10	9	10
Vascular Surgery	12	15	14	14	11	7	14	10	8	12
Neurosurgery	82	87	85	86	90	89	95	100	103	102
Obstetrics/Gynecology	301	286	292	295	304	324	342	359	382	393
Gyn. Oncology	1	1	2	3	3	1	2	2	3	6
Gyn.Rep.Endocrin./Infertility	1	3	3	2	1	2	4	2	2	4
Maternal-Fetal Med. (Ob.)	6	5	6	5	4	2	2	4	6	13
Ophthalmology	110	111	114	122	133	130	138	146	156	163
Otolaryngology - Head and Neck Surgery	110	109	112	104	105	104	100	109	118	132
Orthopedic Surgery	235	235	230	216	230	250	271	286	314	347
Plastic Surgery	71	69	73	70	79	79	83	99	108	113
Thoracic Surgery	11	12	12	13						
Urology	102	97	108	109	109	111	104	114	120	135
SURGICAL SPECIALTIES SUBTOTAL	1558	1533	1547	1516	1586	1635	1696	1768	1893	2019
Total	6494	6401	6470	6555	6888	7317	7767	8317	8942	9439



265 Carling Ave, Suite 800
Ottawa, ON Canada K1S 2E1

 613-730-1204
 613-730-1196

caper@afmc.ca
www.caper.ca

Copyright © AFMC 2009
Droits d'auteur © AFMC 2009