

EDUCATION REGISTRY
ENREGISTREMENT D'ÉDUCATION

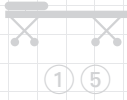
2 2 2 2 3 1 1 1 1 1 1
3 3 3 2 2 1 3 1 3 1 2 1
1 1 1 1 1 5 5 5
1 3 1 3 1 2 1 1 1 1 1 6 1 6
5 0 6 4 0 7 5 0 5 6 0 6 6 8 9 0
7 8 0 9 0 2 9 0 6 8 0 6 9 0 5 6
7 8 9 0 0 4 9 0 4 6 3 0 4 9 2

1 2 6 8 9 0 8 8 9 8 9
0 8 9 8 9 7 8 6 7 6 7 8
8 9 0 8 9 0 7 8 6 6 5 9 6 6 8 0
8 9 0 7 6 8 9 5 5 3 4 9 6 5 7
1 5 6 1 5 4 8 4 5 5 6 4 8 4 6 1 5 8
8 9 0 7 6 5 6 5 6 7 5 8 6 7 8 9 0 8
9 8 0 9 4 7 9 4 1 9 4 3 1 9 4 3 1 9
0 2 8 0 2 8 4 7 4 4 7 9 2 2 9 8 0 9 0 9
8 9 3 6 7 9 5 6 2 6 7 8 2 8 3 2 9 2 8 3 6 2
5 3 8 2 2 7 8 2 9 3 7 3 8 3 8 7 9 2 7 2 3 0 2
4 8 5 0 4 8 0 4 9 8 0 5 8 0 4 6 0 5 4 0

1 2 6 8 9 0 8 8 9 8 9
0 8 9 8 9 7 8 6 7 6 7 8
8 9 0 8 9 0 7 8 6 6 5 9 6 6 8 0
8 9 0 7 6 8 9 5 5 3 4 9 6 5 7
1 5 6 1 5 4 8 4 5 5 6 4 8 4 6 1 5 8
8 9 0 7 6 5 6 5 6 7 5 8 6 7 8 9 0 8
9 8 0 9 4 7 9 4 1 9 4 3 1 9 4 3 1 9
0 2 8 0 2 8 4 7 4 4 7 9 2 2 9 8 0 9 0 9
8 9 3 6 7 9 5 6 2 6 7 8 2 8 3 2 9 2 8 3 6 2
5 3 8 2 2 7 8 2 9 3 7 3 8 3 8 7 9 2 7 2 3 0 2
4 8 5 0 4 8 0 4 9 8 0 5 8 0 4 6 0 5 4 0

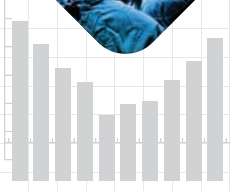


HEALTH SANTÉ
45 50 261
857 63 100



ÉTUDES
FORMATION
SANTÉ

EDUCATION
TRAINING
HEALTH



1103
1078

1 2 6 8 9 0 8 8 9 8 9
0 8 9 8 9 7 8 6 7 6 7 8
8 9 0 8 9 0 7 8 6 6 5 9 6 6 8 0
8 9 0 7 6 8 9 5 5 3 4 9 6 5 7
1 5 6 1 5 4 8 4 5 5 6 4 8 4 6 1 5 8
8 9 0 7 6 5 6 5 6 7 5 8 6 7 8 9 0 8
9 8 0 9 4 7 9 4 1 9 4 3 1 9 4 3 1 9
0 2 8 0 2 8 4 7 4 4 7 9 2 2 9 8 0 9 0 9
8 9 3 6 7 9 5 6 2 6 7 8 2 8 3 2 9 2 8 3 6 2
5 3 8 2 2 7 8 2 9 3 7 3 8 3 8 7 9 2 7 2 3 0 2
8 9 0 7 6 8 9 5 5 3 4 9 6 5 7
0 2 8 0 2 8 4 7 4 4 7 9 2 2 9 8 0 9 0 9
8 9 0 7 6 8 9 5 5 3 4 9 6 5 1 2 8 8 9 0 8 8 9 8 9
0 8 9 8 9 7 8 6 7 6 7 8
8 9 0 8 9 0 7 8 6 6 5 9 6 6 8 0
8 9 0 7 6 8 9 5 5 3 4 9 6 5 7
1 5 6 1 5 4 8 4 5 5 6 4 8 4 6 1 5 8
8 9 0 7 6 5 6 5 6 7 5 8 6 7 8 9 0 8



1 5

EDUCATION
ÉTUDES

1 2 6 8 9 0 8 8 9 8 9
0 8 9 8 9 7 8 6 7 6 7 8
8 9 0 8 9 0 7 8 6 6 5 9 6 6 8 0
8 9 0 7 6 8 9 5 5 3 4 9 6 5 7
1 5 6 1 5 4 8 4 5 5 6 4 8 4 6 1 5 8
8 9 0 7 6 5 6 5 6 7 5 8 6 7 8 9 0 8
9 8 0 9 4 7 9 4 1 9 4 3 1 9 4 3 1 9
0 2 8 0 2 8 4 7 4 4 7 9 2 2 9 8 0 9 0 9
8 9 3 6 7 9 5 6 2 6 7 8 2 8 3 2 9 2 8 3 6 2
5 3 8 2 2 7 8 2 9 3 7 3 8 3 8 7 9 2 7 2 3 0 2

EDUCATION REGISTRY
ENREGISTREMENT
D'ÉDUCATION



EDUCATION
TRAINING
HEALTH

ÉTUDES
FORMATION
SANTÉ



1 2 6 8 9 0 8 8 9 8 9
0 8 9 8 9 7 8 6 7 6 7 8
8 9 0 8 9 0 7 8 6 6 5 9 6 6 8 0
8 9 0 7 6 8 9 5 5 3 4 9 6 5 7
1 5 6 1 5 4 8 4 5 5 6 4 8 4 6 1 5 8
8 9 0 7 6 5 6 5 6 7 5 8 6 7 8 9 0 8
9 8 0 9 4 7 9 4 1 9 4 3 1 9 4 3 1 9
0 2 8 0 2 8 4 7 4 4 7 9 2 2 9 8 0 9 0 9
8 9 3 6 7 9 5 6 2 6 7 8 2 8 3 2 9 2 8 3 6 2
5 3 8 2 2 7 8 2 9 3 7 3 8 3 8 7 9 2 7 2 3 0 2
8 9 0 7 6 8 9 5 5 3 4 9 6 5 7

2009 – 2010

INDIVIDUAL FIELD OF TRAINING TABLES



Individual Field of Training Tables

About These Tables

A set of tables have been prepared showing the faculty of medicine providing training for each family medicine, specialty and subspecialty field in Canada. The rank level of residents enrolled in each program at each faculty on Nov 1, 2009 is given.

Two tables are given for each training field.

- 1: Canadian Citizens and Permanent Residents vs. Visa Trainees – The group of Canadian Citizens and Permanent Residents is our best estimate of the physicians who will become new family physicians and specialists for Canada. Visa Trainees although undertaking post-M.D. training in Canada, do not have the legal status required to stay and practice medicine in Canada.
- 2: Regular Ministry Funded vs. All Other Sources of Funding – Regular Ministry Funded trainees have funding provided by the appropriate provincial government ministry responsible for the training of residents within each province. For those that are not Regular Ministry Funded, the main source of funds comes from contracts between the faculty of medicine and foreign governments.
- 3: Summary Table 2000 – 2009 – Number of Canadian Citizens and Permanent Residents in all Training Fields.
- 4: Summary Table 2000 – 2009 – Number of Regular Ministry Funded Trainees in all Training Fields.

TABLE OF CONTENTS

Field of Training	Page
Family Medicine	
Family Medicine	5
Emergency Medicine (Following Family Medicine)	9
Care of the Elderly (Following Family Medicine)	13
Enhanced Skills: Other Family Medicine Enhanced Skills Training	15
Medical Specialties	
Palliative Medicine	19
Anesthesiology	21
Community Medicine	25
Dermatology	29
Diagnostic Radiology	31
Emergency Medicine	35
Internal Medicine	37
Medical Genetics	41
Neurology	43
Neurology (Pediatrics)	47
Nuclear Medicine	49
Pediatrics	51
Physical Medicine and Rehabilitation	55
Psychiatry	57
Radiation Oncology	61
Lab Medicine Specialties	
Laboratory Medicine (Undifferentiated)	65
Anatomical Pathology	67
Forensic Pathology	71

TABLE OF CONTENTS

Field of Training	Page
General Pathology	73
Hematological Pathology	75
Medical Biochemistry	77
Medical Microbiology	79
Neuropathology	81
Surgical Specialties	
Cardiac Surgery	83
General Surgery	85
Neurosurgery	89
Obstetrics and Gynecology	91
Ophthalmology	95
Otolaryngology – Head and Neck Surgery	99
Orthopedic Surgery	103
Plastic Surgery	107
Urology	111
Medical and Surgical Subspecialties	
Neuroradiology	115
Pediatric Radiology	117
Adolescent Medicine	119
Cardiology	121
Clinical Immunology and Allergy	125
Clinical Pharmacology	127
Critical Care	129
Developmental Pediatrics	139
Endocrinology and Metabolism	141

TABLE OF CONTENTS

Field of Training	Page
Gastroenterology	145
Geriatric Medicine	149
Pediatric Emergency Medicine	151
Hematology	155
Infectious Diseases	159
Medical Oncology	163
Neonatal-Perinatal Medicine	167
Nephrology	171
Occupational Medicine	175
Respirology	177
Rheumatology	181
Transfusion Medicine	185
Colorectal Surgery	187
General Surgical Oncology	189
Pediatric General Surgery	191
Thoracic Surgery	193
Vascular Surgery	195
Gynecologic Oncology	197
Gynecologic Reproductive Endocrinology and Infertility	199
Maternal-Fetal Medicine	201
 Summary Table 2000 - 2009	
Number of Canadian Citizens and Permanent Residents in all Training Fields	203
Number of Regular Ministry Funded Trainees in all Training Fields	205

**Table 1
 FAMILY MEDICINE
 2009-10 Post-M.D. Trainees
 (Canadian Citizens/Permanent Residents vs Visa Trainees)
 Faculty of Medicine Providing Post-M.D. Training
 By
 Rank**

Faculty of Medicine Providing Post-M.D. Training		Residents			Fellows	Total
		R-1	R-2	Sub-Total	Fellow	
Memorial University	CC/PR	29	28	57		57
	Visa Trainees					
	TOTAL	29	28	57		57
Dalhousie University	CC/PR	54	45	99		99
	Visa Trainees					
	TOTAL	54	45	99		99
Université Laval	CC/PR	95	74	169		169
	Visa Trainees	1		1		1
	TOTAL	96	74	170		170
Université de Sherbrooke	CC/PR	81	75	156		156
	Visa Trainees					
	TOTAL	81	75	156		156
Université de Montréal	CC/PR	102	108	210		210
	Visa Trainees	4	1	5		5
	TOTAL	106	109	215		215
McGill University	CC/PR	65	63	128		128
	Visa Trainees	3		3		3
	TOTAL	68	63	131		131
University of Ottawa	CC/PR	70	61	131		131
	Visa Trainees					
	TOTAL	70	61	131		131
Queen's University	CC/PR	50	46	96		96
	Visa Trainees					
	TOTAL	50	46	96		96
University of Toronto	CC/PR	130	119	249	1	250
	Visa Trainees					
	TOTAL	130	119	249	1	250
McMaster University	CC/PR	65	60	125		125
	Visa Trainees				3	3
	TOTAL	65	60	125	3	128

(cont.)

Table 1
FAMILY MEDICINE
2009-10 Post-M.D. Trainees
(Canadian Citizens/Permanent Residents vs Visa Trainees)
Faculty of Medicine Providing Post-M.D. Training
By
Rank

Faculty of Medicine Providing Post-M.D. Training		Residents			Fellows	Total
		R-1	R-2	Sub-Total	Fellow	
University of Western Ontario	CC/PR	75	53	128		128
	Visa Trainees					
	TOTAL	75	53	128		128
Northern Ontario School of Medicine	CC/PR	45	32	77		77
	Visa Trainees					
	TOTAL	45	32	77		77
University of Manitoba	CC/PR	39	39	78		78
	Visa Trainees					
	TOTAL	39	39	78		78
University of Saskatchewan	CC/PR	30	27	57		57
	Visa Trainees					
	TOTAL	30	27	57		57
University of Alberta	CC/PR	68	72	140		140
	Visa Trainees				1	1
	TOTAL	68	72	140	1	141
University of Calgary	CC/PR	57	56	113		113
	Visa Trainees		3	3		3
	TOTAL	57	59	116		116
University of British Columbia	CC/PR	106	109	215		215
	Visa Trainees					
	TOTAL	106	109	215		215
Grand Total	CC/PR	1161	1067	2228	1	2229
	Visa Trainees	8	4	12	4	16
	TOTAL	1169	1071	2240	5	2245

Table 2
FAMILY MEDICINE
2009-10 Post-M.D. Trainees
(Regular Ministry Funded vs All Other Funding)
Faculty of Medicine Providing Post-M.D. Training
By
Rank

Faculty of Medicine Providing Post-M.D. Training		Residents			Fellows	Total
		R-1	R-2	Sub-Total	Fellow	
Memorial University	Regular Ministry Funded	29	26	55		55
	Non-Ministry Funded		2	2		2
	TOTAL	29	28	57		57
Dalhousie University	Regular Ministry Funded	50	42	92		92
	Non-Ministry Funded	4	3	7		7
	TOTAL	54	45	99		99
Université Laval	Regular Ministry Funded	96	73	169		169
	Non-Ministry Funded		1	1		1
	TOTAL	96	74	170		170
Université de Sherbrooke	Regular Ministry Funded	64	58	122		122
	Non-Ministry Funded	17	17	34		34
	TOTAL	81	75	156		156
Université de Montréal	Regular Ministry Funded	106	109	215		215
	Non-Ministry Funded					
	TOTAL	106	109	215		215
McGill University	Regular Ministry Funded	68	62	130		130
	Non-Ministry Funded		1	1		1
	TOTAL	68	63	131		131
University of Ottawa	Regular Ministry Funded	67	57	124		124
	Non-Ministry Funded	3	4	7		7
	TOTAL	70	61	131		131
Queen's University	Regular Ministry Funded	47	42	89		89
	Non-Ministry Funded	3	4	7		7
	TOTAL	50	46	96		96
University of Toronto	Regular Ministry Funded	130	117	247	1	248
	Non-Ministry Funded		2	2		2
	TOTAL	130	119	249	1	250
McMaster University	Regular Ministry Funded	64	59	123		123
	Non-Ministry Funded	1	1	2	3	5
	TOTAL	65	60	125	3	128

(cont.)

Table 2
FAMILY MEDICINE
2009-10 Post-M.D. Trainees
(Regular Ministry Funded vs All Other Funding)
Faculty of Medicine Providing Post-M.D. Training
By
Rank

Faculty of Medicine Providing Post-M.D. Training		Residents			Fellows	Total
		R-1	R-2	Sub-Total	Fellow	
University of Western Ontario	Regular Ministry Funded	73	53	126		126
	Non-Ministry Funded	2		2		2
	TOTAL	75	53	128		128
Northern Ontario School of Medicine	Regular Ministry Funded	43	32	75		75
	Non-Ministry Funded	2		2		2
	TOTAL	45	32	77		77
University of Manitoba	Regular Ministry Funded	37	38	75		75
	Non-Ministry Funded	2	1	3		3
	TOTAL	39	39	78		78
University of Saskatchewan	Regular Ministry Funded	29	27	56		56
	Non-Ministry Funded	1		1		1
	TOTAL	30	27	57		57
University of Alberta	Regular Ministry Funded	68	71	139		139
	Non-Ministry Funded		1	1	1	2
	TOTAL	68	72	140	1	141
University of Calgary	Regular Ministry Funded	55	53	108		108
	Non-Ministry Funded	2	6	8		8
	TOTAL	57	59	116		116
University of British Columbia	Regular Ministry Funded	105	107	212		212
	Non-Ministry Funded	1	2	3		3
	TOTAL	106	109	215		215
Grand Total	Regular Ministry Funded	1131	1026	2157	1	2158
	Non-Ministry Funded	38	45	83	4	87
	TOTAL	1169	1071	2240	5	2245

**Table 1
 EMERGENCY MEDICINE FOLLOWING FAMILY MEDICINE
 2009-10 Post-M.D. Trainees
 (Canadian Citizens/Permanent Residents vs Visa Trainees)
 Faculty of Medicine Providing Post-M.D. Training
 By
 Rank**

Faculty of Medicine Providing Post-M.D. Training		Residents	Total
		R-3	
Memorial University	CC/PR	4	4
	Visa Trainees		
	TOTAL	4	4
Dalhousie University	CC/PR	4	4
	Visa Trainees		
	TOTAL	4	4
Université Laval	CC/PR	9	9
	Visa Trainees		
	TOTAL	9	9
Université de Sherbrooke	CC/PR	4	4
	Visa Trainees		
	TOTAL	4	4
Université de Montréal	CC/PR	9	9
	Visa Trainees		
	TOTAL	9	9
McGill University	CC/PR	12	12
	Visa Trainees		
	TOTAL	12	12
University of Ottawa	CC/PR	7	7
	Visa Trainees		
	TOTAL	7	7
Queen's University	CC/PR	10	10
	Visa Trainees		
	TOTAL	10	10
University of Toronto	CC/PR	7	7
	Visa Trainees		
	TOTAL	7	7
McMaster University	CC/PR	9	9
	Visa Trainees		
	TOTAL	9	9

(cont.)

**Table 1
 EMERGENCY MEDICINE FOLLOWING FAMILY MEDICINE
 2009-10 Post-M.D. Trainees
 (Canadian Citizens/Permanent Residents vs Visa Trainees)
 Faculty of Medicine Providing Post-M.D. Training
 By
 Rank**

Faculty of Medicine Providing Post-M.D. Training		Residents	Total
		R-3	
University of Western Ontario	CC/PR	9	9
	Visa Trainees		
	TOTAL	9	9
Northern Ontario School of Medicine	CC/PR	10	10
	Visa Trainees		
	TOTAL	10	10
University of Manitoba	CC/PR	6	6
	Visa Trainees		
	TOTAL	6	6
University of Saskatchewan	CC/PR	6	6
	Visa Trainees		
	TOTAL	6	6
University of Alberta	CC/PR	6	6
	Visa Trainees		
	TOTAL	6	6
University of Calgary	CC/PR	6	6
	Visa Trainees		
	TOTAL	6	6
University of British Columbia	CC/PR	7	7
	Visa Trainees		
	TOTAL	7	7
Grand Total	CC/PR	125	125
	Visa Trainees		
	TOTAL	125	125

**Table 2
 EMERGENCY MEDICINE FOLLOWING FAMILY MEDICINE
 2009-10 Post-M.D. Trainees
 (Regular Ministry Funded vs All Other Funding)
 Faculty of Medicine Providing Post-M.D. Training
 By
 Rank**

Faculty of Medicine Providing Post-M.D. Training		Residents	Total
		R-3	
Memorial University	Regular Ministry Funded	4	4
	Non-Ministry Funded		
	TOTAL	4	4
Dalhousie University	Regular Ministry Funded	4	4
	Non-Ministry Funded		
	TOTAL	4	4
Université Laval	Regular Ministry Funded	9	9
	Non-Ministry Funded		
	TOTAL	9	9
Université de Sherbrooke	Regular Ministry Funded	4	4
	Non-Ministry Funded		
	TOTAL	4	4
Université de Montréal	Regular Ministry Funded	9	9
	Non-Ministry Funded		
	TOTAL	9	9
McGill University	Regular Ministry Funded	12	12
	Non-Ministry Funded		
	TOTAL	12	12
University of Ottawa	Regular Ministry Funded	6	6
	Non-Ministry Funded	1	1
	TOTAL	7	7
Queen's University	Regular Ministry Funded	10	10
	Non-Ministry Funded		
	TOTAL	10	10
University of Toronto	Regular Ministry Funded	7	7
	Non-Ministry Funded		
	TOTAL	7	7
McMaster University	Regular Ministry Funded	9	9
	Non-Ministry Funded		
	TOTAL	9	9

(cont.)

**Table 2
 EMERGENCY MEDICINE FOLLOWING FAMILY MEDICINE
 2009-10 Post-M.D. Trainees
 (Regular Ministry Funded vs All Other Funding)
 Faculty of Medicine Providing Post-M.D. Training
 By
 Rank**

Faculty of Medicine Providing Post-M.D. Training		Residents	Total
		R-3	
University of Western Ontario	Regular Ministry Funded	9	9
	Non-Ministry Funded		
	TOTAL	9	9
Northern Ontario School of Medicine	Regular Ministry Funded	10	10
	Non-Ministry Funded		
	TOTAL	10	10
University of Manitoba	Regular Ministry Funded	6	6
	Non-Ministry Funded		
	TOTAL	6	6
University of Saskatchewan	Regular Ministry Funded	6	6
	Non-Ministry Funded		
	TOTAL	6	6
University of Alberta	Regular Ministry Funded	6	6
	Non-Ministry Funded		
	TOTAL	6	6
University of Calgary	Regular Ministry Funded	6	6
	Non-Ministry Funded		
	TOTAL	6	6
University of British Columbia	Regular Ministry Funded	7	7
	Non-Ministry Funded		
	TOTAL	7	7
Grand Total	Regular Ministry Funded	124	124
	Non-Ministry Funded	1	1
	TOTAL	125	125

**Table 1
 CARE OF THE ELDERLY FOLLOWING FAMILY MEDICINE
 2009-10 Post-M.D. Trainees
 (Canadian Citizens/Permanent Residents vs Visa Trainees)
 Faculty of Medicine Providing Post-M.D. Training
 By
 Rank**

Faculty of Medicine Providing Post-M.D. Training		Residents	Fellows	Total
		R-3	Fellow	
Dalhousie University	CC/PR	1		1
	Visa Trainees			
	TOTAL	1		1
Queen's University	CC/PR	1		1
	Visa Trainees			
	TOTAL	1		1
University of Toronto	CC/PR	1		1
	Visa Trainees		3	3
	TOTAL	1	3	4
McMaster University	CC/PR	1		1
	Visa Trainees			
	TOTAL	1		1
University of Manitoba	CC/PR	1		1
	Visa Trainees			
	TOTAL	1		1
University of Alberta	CC/PR	1		1
	Visa Trainees			
	TOTAL	1		1
Grand Total	CC/PR	6		6
	Visa Trainees		3	3
	TOTAL	6	3	9

Table 2
CARE OF THE ELDERLY FOLLOWING FAMILY MEDICINE
2009-10 Post-M.D. Trainees
(Regular Ministry Funded vs All Other Funding)
Faculty of Medicine Providing Post-M.D. Training
By
Rank

Faculty of Medicine Providing Post-M.D. Training		Residents	Fellows	Total
		R-3	Fellow	
Dalhousie University	Regular Ministry Funded			
	Non-Ministry Funded	1		1
	TOTAL	1		1
Queen's University	Regular Ministry Funded	1		1
	Non-Ministry Funded			
	TOTAL	1		1
University of Toronto	Regular Ministry Funded	1		1
	Non-Ministry Funded		3	3
	TOTAL	1	3	4
McMaster University	Regular Ministry Funded	1		1
	Non-Ministry Funded			
	TOTAL	1		1
University of Manitoba	Regular Ministry Funded	1		1
	Non-Ministry Funded			
	TOTAL	1		1
University of Alberta	Regular Ministry Funded	1		1
	Non-Ministry Funded			
	TOTAL	1		1
Grand Total	Regular Ministry Funded	5		5
	Non-Ministry Funded	1	3	4
	TOTAL	6	3	9

Table 1
ENHANCED SKILLS: OTHER FAMILY MEDICINE ENHANCED SKILLS
TRAINING
2009-10 Post-M.D. Trainees
(Canadian Citizens/Permanent Residents vs Visa Trainees)
Faculty of Medicine Providing Post-M.D. Training
By
Rank

Faculty of Medicine Providing Post-M.D. Training		Residents	Fellows	Total
		R-3	Fellow	
Dalhousie University	CC/PR	1		1
	Visa Trainees			
	TOTAL	1		1
Université de Montréal	CC/PR	1		1
	Visa Trainees			
	TOTAL	1		1
McGill University	CC/PR		1	1
	Visa Trainees			
	TOTAL		1	1
University of Ottawa	CC/PR	7	2	9
	Visa Trainees			
	TOTAL	7	2	9
Queen's University	CC/PR	5		5
	Visa Trainees			
	TOTAL	5		5
University of Toronto	CC/PR	16	5	21
	Visa Trainees		1	1
	TOTAL	16	6	22
McMaster University	CC/PR	6		6
	Visa Trainees			
	TOTAL	6		6
University of Western Ontario	CC/PR	5		5
	Visa Trainees	1		1
	TOTAL	6		6
Northern Ontario School of Medicine	CC/PR	4		4
	Visa Trainees			
	TOTAL	4		4
University of Manitoba	CC/PR	4		4
	Visa Trainees			
	TOTAL	4		4

(cont.)

Table 1
ENHANCED SKILLS: OTHER FAMILY MEDICINE ENHANCED SKILLS
TRAINING
2009-10 Post-M.D. Trainees
(Canadian Citizens/Permanent Residents vs Visa Trainees)
Faculty of Medicine Providing Post-M.D. Training
By
Rank

Faculty of Medicine Providing Post-M.D. Training		Residents	Fellows	Total
		R-3	Fellow	
University of Saskatchewan	CC/PR	2		2
	Visa Trainees			
	TOTAL	2		2
University of Alberta	CC/PR	3		3
	Visa Trainees			
	TOTAL	3		3
University of Calgary	CC/PR	9		9
	Visa Trainees			
	TOTAL	9		9
University of British Columbia	CC/PR	18		18
	Visa Trainees		1	1
	TOTAL	18	1	19
Grand Total	CC/PR	81	8	89
	Visa Trainees	1	2	3
	TOTAL	82	10	92

Table 2
ENHANCED SKILLS: OTHER FAMILY MEDICINE ENHANCED SKILLS
TRAINING
2009-10 Post-M.D. Trainees
(Regular Ministry Funded vs All Other Funding)
Faculty of Medicine Providing Post-M.D. Training
By
Rank

Faculty of Medicine Providing Post-M.D. Training		Residents	Fellows	Total
		R-3	Fellow	
Dalhousie University	Regular Ministry Funded	1		1
	Non-Ministry Funded			
	TOTAL	1		1
Université de Montréal	Regular Ministry Funded	1		1
	Non-Ministry Funded			
	TOTAL	1		1
McGill University	Regular Ministry Funded			
	Non-Ministry Funded		1	1
	TOTAL		1	1
University of Ottawa	Regular Ministry Funded	6		6
	Non-Ministry Funded	1	2	3
	TOTAL	7	2	9
Queen's University	Regular Ministry Funded	5		5
	Non-Ministry Funded			
	TOTAL	5		5
University of Toronto	Regular Ministry Funded	15		15
	Non-Ministry Funded	1	6	7
	TOTAL	16	6	22
McMaster University	Regular Ministry Funded	6		6
	Non-Ministry Funded			
	TOTAL	6		6
University of Western Ontario	Regular Ministry Funded	5		5
	Non-Ministry Funded	1		1
	TOTAL	6		6
Northern Ontario School of Medicine	Regular Ministry Funded	4		4
	Non-Ministry Funded			
	TOTAL	4		4
University of Manitoba	Regular Ministry Funded	3		3
	Non-Ministry Funded	1		1
	TOTAL	4		4

(cont.)

Table 2
ENHANCED SKILLS: OTHER FAMILY MEDICINE ENHANCED SKILLS
TRAINING
2009-10 Post-M.D. Trainees
(Regular Ministry Funded vs All Other Funding)
Faculty of Medicine Providing Post-M.D. Training
By
Rank

Faculty of Medicine Providing Post-M.D. Training		Residents	Fellows	Total
		R-3	Fellow	
University of Saskatchewan	Regular Ministry Funded	1		1
	Non-Ministry Funded	1		1
	TOTAL	2		2
University of Alberta	Regular Ministry Funded	3		3
	Non-Ministry Funded			
	TOTAL	3		3
University of Calgary	Regular Ministry Funded	9		9
	Non-Ministry Funded			
	TOTAL	9		9
University of British Columbia	Regular Ministry Funded	18		18
	Non-Ministry Funded		1	1
	TOTAL	18	1	19
Grand Total	Regular Ministry Funded	77		77
	Non-Ministry Funded	5	10	15
	TOTAL	82	10	92

Table 1
PALLIATIVE MEDICINE
2009-10 Post-M.D. Trainees
(Canadian Citizens/Permanent Residents vs Visa Trainees)
Faculty of Medicine Providing Post-M.D. Training
By Rank

Faculty of Medicine Providing Post-M.D. Training		Residents					Fellows	Total
		R-3	R-4	R-5	R-6	Sub-Total	Fellow	
Dalhousie University	CC/PR	1			1	2		2
	Visa Trainees							
	TOTAL	1			1	2		2
Université Laval	CC/PR	1				1		1
	Visa Trainees							
	TOTAL	1				1		1
McGill University	CC/PR	1				1		1
	Visa Trainees							
	TOTAL	1				1		1
University of Ottawa	CC/PR						3	3
	Visa Trainees							
	TOTAL						3	3
Queen's University	CC/PR	1				1		1
	Visa Trainees						1	1
	TOTAL	1				1	1	2
University of Toronto	CC/PR	2				2		2
	Visa Trainees							
	TOTAL	2				2		2
University of Manitoba	CC/PR	1	1	1		3		3
	Visa Trainees							
	TOTAL	1	1	1		3		3
University of Alberta	CC/PR	1				1	1	2
	Visa Trainees						4	4
	TOTAL	1				1	5	6
University of Calgary	CC/PR	2	1		1	4		4
	Visa Trainees							
	TOTAL	2	1		1	4		4
University of British Columbia	CC/PR	3	1			4		4
	Visa Trainees						2	2
	TOTAL	3	1			4	2	6
Grand Total	CC/PR	13	3	1	2	19	4	23
	Visa Trainees						7	7
	TOTAL	13	3	1	2	19	11	30

Table 2
PALLIATIVE MEDICINE
2009-10 Post-M.D. Trainees
(Regular Ministry Funded vs All Other Funding)
Faculty of Medicine Providing Post-M.D. Training
By Rank

Faculty of Medicine Providing Post-M.D. Training		Residents					Fellows	Total
		R-3	R-4	R-5	R-6	Sub-Total	Fellow	
Dalhousie University	Regular Ministry Funded	1			1	2		2
	Non-Ministry Funded							
	TOTAL	1			1	2		2
Université Laval	Regular Ministry Funded	1				1		1
	Non-Ministry Funded							
	TOTAL	1				1		1
McGill University	Regular Ministry Funded	1				1		1
	Non-Ministry Funded							
	TOTAL	1				1		1
University of Ottawa	Regular Ministry Funded							
	Non-Ministry Funded						3	3
	TOTAL						3	3
Queen's University	Regular Ministry Funded	1				1		1
	Non-Ministry Funded						1	1
	TOTAL	1				1	1	2
University of Toronto	Regular Ministry Funded	2				2		2
	Non-Ministry Funded							
	TOTAL	2				2		2
University of Manitoba	Regular Ministry Funded	1	1	1		3		3
	Non-Ministry Funded							
	TOTAL	1	1	1		3		3
University of Alberta	Regular Ministry Funded	1				1		1
	Non-Ministry Funded						5	5
	TOTAL	1				1	5	6
University of Calgary	Regular Ministry Funded	2	1		1	4		4
	Non-Ministry Funded							
	TOTAL	2	1		1	4		4
University of British Columbia	Regular Ministry Funded	3	1			4		4
	Non-Ministry Funded						2	2
	TOTAL	3	1			4	2	6
Grand Total	Regular Ministry Funded	13	3	1	2	19		19
	Non-Ministry Funded						11	11
	TOTAL	13	3	1	2	19	11	30

**Table 1
ANESTHESIOLOGY
2009-10 Post-M.D. Trainees
(Canadian Citizens/Permanent Residents vs Visa Trainees)
Faculty of Medicine Providing Post-M.D. Training
By
Rank**

Faculty of Medicine Providing Post-M.D. Training		Residents						Fellows	Total	
		R-1	R-2	R-3	R-4	R-5	R-6	Sub-Total	Fellow	
Memorial University	CC/PR	5	5	3	5	4		22		22
	Visa Trainees									
	TOTAL	5	5	3	5	4		22		22
Dalhousie University	CC/PR	5	5	7	7	4		28	1	29
	Visa Trainees									
	TOTAL	5	5	7	7	4		28	1	29
Université Laval	CC/PR	9	11	7	9	6		42		42
	Visa Trainees									
	TOTAL	9	11	7	9	6		42		42
Université de Sherbrooke	CC/PR	6	5	6	6	7		30		30
	Visa Trainees									
	TOTAL	6	5	6	6	7		30		30
Université de Montréal	CC/PR	6	10	11	11	6		44		44
	Visa Trainees								4	4
	TOTAL	6	10	11	11	6		44	4	48
McGill University	CC/PR	7	8	6	7	3	1	32	1	33
	Visa Trainees				2	3	1	6	7	13
	TOTAL	7	8	6	9	6	2	38	8	46
University of Ottawa	CC/PR	10	12	8	12	10		52	9	61
	Visa Trainees								5	5
	TOTAL	10	12	8	12	10		52	14	66
Queen's University	CC/PR	4	4	5	5	4		22		22
	Visa Trainees									
	TOTAL	4	4	5	5	4		22		22
University of Toronto	CC/PR	18	22	19	21	19		99	15	114
	Visa Trainees			1		2		3	61	64
	TOTAL	18	22	20	21	21		102	76	178
McMaster University	CC/PR	7	8	9	7	4		35	1	36
	Visa Trainees			2		1		3	12	15
	TOTAL	7	8	11	7	5		38	13	51
University of Western Ontario	CC/PR	10	9	7	11	5		42	2	44
	Visa Trainees								11	11
	TOTAL	10	9	7	11	5		42	13	55
University of Manitoba	CC/PR	5	5	6	6	9	1	32	1	33
	Visa Trainees				2	1		3		3
	TOTAL	5	5	6	8	10	1	35	1	36

(cont.)

**Table 1
 ANESTHESIOLOGY
 2009-10 Post-M.D. Trainees
 (Canadian Citizens/Permanent Residents vs Visa Trainees)
 Faculty of Medicine Providing Post-M.D. Training
 By
 Rank**

Faculty of Medicine Providing Post-M.D. Training		Residents						Fellows	Total	
		R-1	R-2	R-3	R-4	R-5	R-6	Sub-Total	Fellow	
University of Saskatchewan	CC/PR	13	5	3	4	6		31		31
	Visa Trainees									
	TOTAL	13	5	3	4	6		31		31
University of Alberta	CC/PR	4	7	5	7	5	1	29		29
	Visa Trainees	1				1		2	4	6
	TOTAL	5	7	5	7	6	1	31	4	35
University of Calgary	CC/PR	7	5	8	6	4		30	1	31
	Visa Trainees									
	TOTAL	7	5	8	6	4		30	1	31
University of British Columbia	CC/PR	10	12	15	7	11		55	1	56
	Visa Trainees				1	1		2	14	16
	TOTAL	10	12	15	8	12		57	15	72
Grand Total	CC/PR	126	133	125	131	107	3	625	32	657
	Visa Trainees	1		3	5	9	1	19	118	137
	TOTAL	127	133	128	136	116	4	644	150	794

Table 2
ANESTHESIOLOGY
2009-10 Post-M.D. Trainees
(Regular Ministry Funded vs All Other Funding)
Faculty of Medicine Providing Post-M.D. Training
By Rank

Faculty of Medicine Providing Post-M.D. Training		Residents						Fellows	Total	
		R-1	R-2	R-3	R-4	R-5	R-6	Sub-Total	Fellow	
Memorial University	Regular Ministry Funded	5	5	3	5	3		21		21
	Non-Ministry Funded					1		1		1
	TOTAL	5	5	3	5	4		22		22
Dalhousie University	Regular Ministry Funded	5	5	6	5	4		25		25
	Non-Ministry Funded			1	2			3	1	4
	TOTAL	5	5	7	7	4		28	1	29
Université Laval	Regular Ministry Funded	9	11	7	9	6		42		42
	Non-Ministry Funded									
	TOTAL	9	11	7	9	6		42		42
Université de Sherbrooke	Regular Ministry Funded	6	5	6	6	7		30		30
	Non-Ministry Funded									
	TOTAL	6	5	6	6	7		30		30
Université de Montréal	Regular Ministry Funded	6	10	11	11	6		44		44
	Non-Ministry Funded								4	4
	TOTAL	6	10	11	11	6		44	4	48
McGill University	Regular Ministry Funded	7	8	6	7	4	1	33		33
	Non-Ministry Funded				2	2	1	5	8	13
	TOTAL	7	8	6	9	6	2	38	8	46
University of Ottawa	Regular Ministry Funded	10	12	8	11	9		50		50
	Non-Ministry Funded				1	1		2	14	16
	TOTAL	10	12	8	12	10		52	14	66
Queen's University	Regular Ministry Funded	4	4	5	5	4		22		22
	Non-Ministry Funded									
	TOTAL	4	4	5	5	4		22		22
University of Toronto	Regular Ministry Funded	18	21	19	20	19		97		97
	Non-Ministry Funded		1	1	1	2		5	76	81
	TOTAL	18	22	20	21	21		102	76	178
McMaster University	Regular Ministry Funded	7	8	9	7	4		35		35
	Non-Ministry Funded			2		1		3	13	16
	TOTAL	7	8	11	7	5		38	13	51
University of Western Ontario	Regular Ministry Funded	10	9	7	11	5		42		42
	Non-Ministry Funded								13	13
	TOTAL	10	9	7	11	5		42	13	55
University of Manitoba	Regular Ministry Funded	5	5	6	6	9	1	32	1	33
	Non-Ministry Funded				2	1		3		3
	TOTAL	5	5	6	8	10	1	35	1	36
University of Saskatchewan	Regular Ministry Funded	8	4	2	4	4		22		22
	Non-Ministry Funded	5	1	1		2		9		9
	TOTAL	13	5	3	4	6		31		31

(cont.)

**Table 2
 ANESTHESIOLOGY
 2009-10 Post-M.D. Trainees
 (Regular Ministry Funded vs All Other Funding)
 Faculty of Medicine Providing Post-M.D. Training
 By
 Rank**

Faculty of Medicine Providing Post-M.D. Training		Residents							Fellows	Total
		R-1	R-2	R-3	R-4	R-5	R-6	Sub-Total	Fellow	
University of Alberta	Regular Ministry Funded	4	7	5	7	4	1	28		28
	Non-Ministry Funded	1				2		3	4	7
	TOTAL	5	7	5	7	6	1	31	4	35
University of Calgary	Regular Ministry Funded	7	5	8	6	4		30		30
	Non-Ministry Funded								1	1
	TOTAL	7	5	8	6	4		30	1	31
University of British Columbia	Regular Ministry Funded	10	12	15	7	11		55		55
	Non-Ministry Funded				1	1		2	15	17
	TOTAL	10	12	15	8	12		57	15	72
Grand Total	Regular Ministry Funded	121	131	123	127	103	3	608	1	609
	Non-Ministry Funded	6	2	5	9	13	1	36	149	185
	TOTAL	127	133	128	136	116	4	644	150	794

**Table 1
COMMUNITY MEDICINE
2009-10 Post-M.D. Trainees
(Canadian Citizens/Permanent Residents vs Visa Trainees)
Faculty of Medicine Providing Post-M.D. Training
By
Rank**

Faculty of Medicine Providing Post-M.D. Training		Residents						Total
		R-1	R-2	R-3	R-4	R-5	R-6	
Université Laval	CC/PR	2	4		2			8
	Visa Trainees							
	TOTAL	2	4		2			8
Université de Sherbrooke	CC/PR	3		4	2	1		10
	Visa Trainees							
	TOTAL	3		4	2	1		10
Université de Montréal	CC/PR		2	1	3	2		8
	Visa Trainees							
	TOTAL		2	1	3	2		8
McGill University	CC/PR	1	1		1		1	4
	Visa Trainees							
	TOTAL	1	1		1		1	4
University of Ottawa	CC/PR	3	1					4
	Visa Trainees							
	TOTAL	3	1					4
Queen's University	CC/PR	3	1	3		1		8
	Visa Trainees							
	TOTAL	3	1	3		1		8
University of Toronto	CC/PR	5	8	6	5	5		29
	Visa Trainees							
	TOTAL	5	8	6	5	5		29
McMaster University	CC/PR	4	4	1	2	1		12
	Visa Trainees							
	TOTAL	4	4	1	2	1		12
Northern Ontario School of Medicine	CC/PR	4		1				5
	Visa Trainees							
	TOTAL	4		1				5
University of Manitoba	CC/PR		1	2	2	2		7
	Visa Trainees							
	TOTAL		1	2	2	2		7

(cont.)

**Table 1
 COMMUNITY MEDICINE
 2009-10 Post-M.D. Trainees
 (Canadian Citizens/Permanent Residents vs Visa Trainees)
 Faculty of Medicine Providing Post-M.D. Training
 By
 Rank**

Faculty of Medicine Providing Post-M.D. Training		Residents						Total
		R-1	R-2	R-3	R-4	R-5	R-6	
University of Alberta	CC/PR	4	1	1		3	2	11
	Visa Trainees				1			1
	TOTAL	4	1	1	1	3	2	12
University of Calgary	CC/PR	2	2		1			5
	Visa Trainees							
	TOTAL	2	2		1			5
University of British Columbia	CC/PR	3		5	3	2		13
	Visa Trainees							
	TOTAL	3		5	3	2		13
Grand Total	CC/PR	34	25	24	21	17	3	124
	Visa Trainees				1			1
	TOTAL	34	25	24	22	17	3	125

**Table 2
COMMUNITY MEDICINE
2009-10 Post-M.D. Trainees
(Regular Ministry Funded vs All Other Funding)
Faculty of Medicine Providing Post-M.D. Training
By
Rank**

Faculty of Medicine Providing Post-M.D. Training		Residents						Total
		R-1	R-2	R-3	R-4	R-5	R-6	
Université Laval	Regular Ministry Funded	2	4		2			8
	Non-Ministry Funded							
	TOTAL	2	4		2			8
Université de Sherbrooke	Regular Ministry Funded	3		4	2	1		10
	Non-Ministry Funded							
	TOTAL	3		4	2	1		10
Université de Montréal	Regular Ministry Funded		2	1	3	2		8
	Non-Ministry Funded							
	TOTAL		2	1	3	2		8
McGill University	Regular Ministry Funded	1	1		1		1	4
	Non-Ministry Funded							
	TOTAL	1	1		1		1	4
University of Ottawa	Regular Ministry Funded	3	1					4
	Non-Ministry Funded							
	TOTAL	3	1					4
Queen's University	Regular Ministry Funded	3	1	3		1		8
	Non-Ministry Funded							
	TOTAL	3	1	3		1		8
University of Toronto	Regular Ministry Funded	5	8	6	4	5		28
	Non-Ministry Funded				1			1
	TOTAL	5	8	6	5	5		29
McMaster University	Regular Ministry Funded	4	4	1	2	1		12
	Non-Ministry Funded							
	TOTAL	4	4	1	2	1		12
Northern Ontario School of Medicine	Regular Ministry Funded	4		1				5
	Non-Ministry Funded							
	TOTAL	4		1				5
University of Manitoba	Regular Ministry Funded		1	2	1	2		6
	Non-Ministry Funded				1			1
	TOTAL		1	2	2	2		7
University of Alberta	Regular Ministry Funded	4	1	1		3	2	11
	Non-Ministry Funded				1			1
	TOTAL	4	1	1	1	3	2	12

(cont.)

**Table 2
 COMMUNITY MEDICINE
 2009-10 Post-M.D. Trainees
 (Regular Ministry Funded vs All Other Funding)
 Faculty of Medicine Providing Post-M.D. Training
 By
 Rank**

Faculty of Medicine Providing Post-M.D. Training		Residents						Total
		R-1	R-2	R-3	R-4	R-5	R-6	
University of Calgary	Regular Ministry Funded	2	2		1			5
	Non-Ministry Funded							
	TOTAL	2	2		1			5
University of British Columbia	Regular Ministry Funded	3		5	3	1		12
	Non-Ministry Funded					1		1
	TOTAL	3		5	3	2		13
Grand Total	Regular Ministry Funded	34	25	24	19	16	3	121
	Non-Ministry Funded				3	1		4
	TOTAL	34	25	24	22	17	3	125

**Table 1
DERMATOLOGY
2009-10 Post-M.D. Trainees
(Canadian Citizens/Permanent Residents vs Visa Trainees)
Faculty of Medicine Providing Post-M.D. Training
By
Rank**

Faculty of Medicine Providing Post-M.D. Training		Residents						Fellows	Total	
		R-1	R-2	R-3	R-4	R-5	R-6	Sub-Total	Fellow	
Dalhousie University	CC/PR					2	1	3		3
	Visa Trainees									
	TOTAL					2	1	3		3
Université Laval	CC/PR	2	2	6	2	1		13		13
	Visa Trainees									
	TOTAL	2	2	6	2	1		13		13
Université de Sherbrooke	CC/PR	2	3					5		5
	Visa Trainees									
	TOTAL	2	3					5		5
Université de Montréal	CC/PR	2	1	3	4	1		11		11
	Visa Trainees								1	1
	TOTAL	2	1	3	4	1		11	1	12
McGill University	CC/PR		2	2	1	1		6		6
	Visa Trainees		1		2	1		4	3	7
	TOTAL		3	2	3	2		10	3	13
University of Ottawa	CC/PR	2	2	3	1	3		11		11
	Visa Trainees									
	TOTAL	2	2	3	1	3		11		11
University of Toronto	CC/PR	5	5	6	3	5		24	1	25
	Visa Trainees			1		2		3	4	7
	TOTAL	5	5	7	3	7		27	5	32
University of Manitoba	CC/PR		1					1		1
	Visa Trainees									
	TOTAL		1					1		1
University of Alberta	CC/PR	1	3	2	2	2		10		10
	Visa Trainees									
	TOTAL	1	3	2	2	2		10		10
University of British Columbia	CC/PR	3	3	3	3	1		13		13
	Visa Trainees			1				1	8	9
	TOTAL	3	3	4	3	1		14	8	22
Grand Total	CC/PR	17	22	25	16	16	1	97	1	98
	Visa Trainees		1	2	2	3		8	16	24
	TOTAL	17	23	27	18	19	1	105	17	122

Table 2
DERMATOLOGY
2009-10 Post-M.D. Trainees
(Regular Ministry Funded vs All Other Funding)
Faculty of Medicine Providing Post-M.D. Training
By Rank

Faculty of Medicine Providing Post-M.D. Training		Residents						Fellows	Total	
		R-1	R-2	R-3	R-4	R-5	R-6	Sub-Total	Fellow	
Dalhousie University	Regular Ministry Funded					2	1	3		3
	Non-Ministry Funded									
	TOTAL					2	1	3		3
Université Laval	Regular Ministry Funded	2	2	6	2	1		13		13
	Non-Ministry Funded									
	TOTAL	2	2	6	2	1		13		13
Université de Sherbrooke	Regular Ministry Funded	2	3					5		5
	Non-Ministry Funded									
	TOTAL	2	3					5		5
Université de Montréal	Regular Ministry Funded	2	1	3	4	1		11		11
	Non-Ministry Funded								1	1
	TOTAL	2	1	3	4	1		11	1	12
McGill University	Regular Ministry Funded		2	2	1	1		6		6
	Non-Ministry Funded		1		2	1		4	3	7
	TOTAL		3	2	3	2		10	3	13
University of Ottawa	Regular Ministry Funded	2	2	3	1	3		11		11
	Non-Ministry Funded									
	TOTAL	2	2	3	1	3		11		11
University of Toronto	Regular Ministry Funded	5	5	6	2	4		22		22
	Non-Ministry Funded			1	1	3		5	5	10
	TOTAL	5	5	7	3	7		27	5	32
University of Manitoba	Regular Ministry Funded		1					1		1
	Non-Ministry Funded									
	TOTAL		1					1		1
University of Alberta	Regular Ministry Funded	1	3	2	2	2		10		10
	Non-Ministry Funded									
	TOTAL	1	3	2	2	2		10		10
University of British Columbia	Regular Ministry Funded	3	3	3	3	1		13		13
	Non-Ministry Funded			1				1	8	9
	TOTAL	3	3	4	3	1		14	8	22
Grand Total	Regular Ministry Funded	17	22	25	15	15	1	95		95
	Non-Ministry Funded		1	2	3	4		10	17	27
	TOTAL	17	23	27	18	19	1	105	17	122

Table 1
DIAGNOSTIC RADIOLOGY
2009-10 Post-M.D. Trainees
(Canadian Citizens/Permanent Residents vs Visa Trainees)
Faculty of Medicine Providing Post-M.D. Training
By Rank

Faculty of Medicine Providing Post-M.D. Training		Residents								Fellows	Total
		R-1	R-2	R-3	R-4	R-5	R-6	R-7	Sub-Total	Fellow	
Memorial University	CC/PR	3	3	4	4	3			17		17
	Visa Trainees										
	TOTAL	3	3	4	4	3			17		17
Dalhousie University	CC/PR	4	5	4	5	3			21		21
	Visa Trainees										
	TOTAL	4	5	4	5	3			21		21
Université Laval	CC/PR	7	7	8	6	8			36		36
	Visa Trainees										
	TOTAL	7	7	8	6	8			36		36
Université de Sherbrooke	CC/PR	5	4	5	3	4			21		21
	Visa Trainees										
	TOTAL	5	4	5	3	4			21		21
Université de Montréal	CC/PR	9	10	9	6	11	2		47		47
	Visa Trainees									2	2
	TOTAL	9	10	9	6	11	2		47	2	49
McGill University	CC/PR		6	6	8	4			24		24
	Visa Trainees		3	1	2	6	5		17	10	27
	TOTAL		9	7	10	10	5		41	10	51
University of Ottawa	CC/PR	6	9	4	7	5			31	8	39
	Visa Trainees					1			1	7	8
	TOTAL	6	9	4	7	6			32	15	47
Queen's University	CC/PR	3	3	4	2	3			15		15
	Visa Trainees										
	TOTAL	3	3	4	2	3			15		15
University of Toronto	CC/PR	10	15	12	11	9			57	22	79
	Visa Trainees	1							1	26	27
	TOTAL	11	15	12	11	9			58	48	106
McMaster University	CC/PR	6	6	6	7	5			30	6	36
	Visa Trainees									6	6
	TOTAL	6	6	6	7	5			30	12	42
University of Western Ontario	CC/PR	5	5	4	4	2	1		21	2	23
	Visa Trainees									2	2
	TOTAL	5	5	4	4	2	1		21	4	25
University of Manitoba	CC/PR	5	4	5	4	5			23		23
	Visa Trainees										
	TOTAL	5	4	5	4	5			23		23
University of Saskatchewan	CC/PR	5	3	4	2	3			17		17
	Visa Trainees										
	TOTAL	5	3	4	2	3			17		17

(cont.)

**Table 1
 DIAGNOSTIC RADIOLOGY
 2009-10 Post-M.D. Trainees
 (Canadian Citizens/Permanent Residents vs Visa Trainees)
 Faculty of Medicine Providing Post-M.D. Training
 By
 Rank**

Faculty of Medicine Providing Post-M.D. Training		Residents								Fellows	Total
		R-1	R-2	R-3	R-4	R-5	R-6	R-7	Sub-Total	Fellow	
University of Alberta	CC/PR	4	4	4	6	4	1	1	24	1	25
	Visa Trainees					1			1	3	4
	TOTAL	4	4	4	6	5	1	1	25	4	29
University of Calgary	CC/PR	5	6	4	4	5			24	3	27
	Visa Trainees									2	2
	TOTAL	5	6	4	4	5			24	5	29
University of British Columbia	CC/PR	7	7	8	7	8	1		38	7	45
	Visa Trainees					1			1	20	21
	TOTAL	7	7	8	7	9	1		39	27	66
Grand Total	CC/PR	84	97	91	86	82	5	1	446	49	495
	Visa Trainees	1	3	1	2	9	5		21	78	99
	TOTAL	85	100	92	88	91	10	1	467	127	594

Table 2
DIAGNOSTIC RADIOLOGY
2009-10 Post-M.D. Trainees
(Regular Ministry Funded vs All Other Funding)
Faculty of Medicine Providing Post-M.D. Training
By Rank

Faculty of Medicine Providing Post-M.D. Training		Residents							Fellows	Total	
		R-1	R-2	R-3	R-4	R-5	R-6	R-7	Sub-Total	Fellow	
Memorial University	Regular Ministry Funded	3	3	4	4	3			17		17
	Non-Ministry Funded										
	TOTAL	3	3	4	4	3			17		17
Dalhousie University	Regular Ministry Funded	4	5	3	5	3			20		20
	Non-Ministry Funded			1					1		1
	TOTAL	4	5	4	5	3			21		21
Université Laval	Regular Ministry Funded	7	7	8	6	8			36		36
	Non-Ministry Funded										
	TOTAL	7	7	8	6	8			36		36
Université de Sherbrooke	Regular Ministry Funded	5	4	5	3	4			21		21
	Non-Ministry Funded										
	TOTAL	5	4	5	3	4			21		21
Université de Montréal	Regular Ministry Funded	9	10	9	6	11	2		47		47
	Non-Ministry Funded									2	2
	TOTAL	9	10	9	6	11	2		47	2	49
McGill University	Regular Ministry Funded		6	6	8	5			25		25
	Non-Ministry Funded		3	1	2	5	5		16	10	26
	TOTAL		9	7	10	10	5		41	10	51
University of Ottawa	Regular Ministry Funded	6	9	4	7	5			31		31
	Non-Ministry Funded					1			1	15	16
	TOTAL	6	9	4	7	6			32	15	47
Queen's University	Regular Ministry Funded	3	3	4	2	3			15		15
	Non-Ministry Funded										
	TOTAL	3	3	4	2	3			15		15
University of Toronto	Regular Ministry Funded	10	14	12	11	9			56		56
	Non-Ministry Funded	1	1						2	48	50
	TOTAL	11	15	12	11	9			58	48	106
McMaster University	Regular Ministry Funded	6	6	6	7	5			30	1	31
	Non-Ministry Funded									11	11
	TOTAL	6	6	6	7	5			30	12	42
University of Western Ontario	Regular Ministry Funded	5	5	4	4	2	1		21		21
	Non-Ministry Funded									4	4
	TOTAL	5	5	4	4	2	1		21	4	25
University of Manitoba	Regular Ministry Funded	5	4	5	4	5			23		23
	Non-Ministry Funded										
	TOTAL	5	4	5	4	5			23		23
University of Saskatchewan	Regular Ministry Funded	5	3	3	2	3			16		16
	Non-Ministry Funded			1					1		1
	TOTAL	5	3	4	2	3			17		17

(cont.)

**Table 2
 DIAGNOSTIC RADIOLOGY
 2009-10 Post-M.D. Trainees
 (Regular Ministry Funded vs All Other Funding)
 Faculty of Medicine Providing Post-M.D. Training
 By
 Rank**

Faculty of Medicine Providing Post-M.D. Training		Residents							Fellows	Total	
		R-1	R-2	R-3	R-4	R-5	R-6	R-7	Sub-Total	Fellow	
University of Alberta	Regular Ministry Funded	4	4	4	6	3	1	1	23		23
	Non-Ministry Funded					2			2	4	6
	TOTAL	4	4	4	6	5	1	1	25	4	29
University of Calgary	Regular Ministry Funded	5	5	4	4	5			23		23
	Non-Ministry Funded		1						1	5	6
	TOTAL	5	6	4	4	5			24	5	29
University of British Columbia	Regular Ministry Funded	7	7	7	7	7	1		36		36
	Non-Ministry Funded			1		2			3	27	30
	TOTAL	7	7	8	7	9	1		39	27	66
Grand Total	Regular Ministry Funded	84	95	88	86	81	5	1	440	1	441
	Non-Ministry Funded	1	5	4	2	10	5		27	126	153
	TOTAL	85	100	92	88	91	10	1	467	127	594

**Table 1
EMERGENCY MEDICINE
2009-10 Post-M.D. Trainees
(Canadian Citizens/Permanent Residents vs Visa Trainees)
Faculty of Medicine Providing Post-M.D. Training
By
Rank**

Faculty of Medicine Providing Post-M.D. Training		Residents						Fellows	Total
		R-1	R-2	R-3	R-4	R-5	Sub-Total	Fellow	
Dalhousie University	CC/PR	2	1	1	2		6		6
	Visa Trainees								
	TOTAL	2	1	1	2		6		6
Université Laval	CC/PR	4	2	3	2	2	13		13
	Visa Trainees								
	TOTAL	4	2	3	2	2	13		13
Université de Montréal	CC/PR	4	4	3	3	3	17		17
	Visa Trainees								
	TOTAL	4	4	3	3	3	17		17
McGill University	CC/PR	4	2	3	3	1	13		13
	Visa Trainees	2	1	2	1	2	8		8
	TOTAL	6	3	5	4	3	21		21
University of Ottawa	CC/PR	9	7	3	4	1	24		24
	Visa Trainees		1	2	2	2	7	1	8
	TOTAL	9	8	5	6	3	31	1	32
Queen's University	CC/PR	4	4	4	3	2	17		17
	Visa Trainees								
	TOTAL	4	4	4	3	2	17		17
University of Toronto	CC/PR	8	10	11	3	5	37		37
	Visa Trainees							3	3
	TOTAL	8	10	11	3	5	37	3	40
McMaster University	CC/PR	6	7	4	1	4	22		22
	Visa Trainees					1	1		1
	TOTAL	6	7	4	1	5	23		23
University of Western Ontario	CC/PR	3	4	2	3	2	14		14
	Visa Trainees								
	TOTAL	3	4	2	3	2	14		14
University of Manitoba	CC/PR	4	5	3	3	1	16		16
	Visa Trainees					1	1		1
	TOTAL	4	5	3	3	2	17		17
University of Alberta	CC/PR	5	7	5	7	2	26		26
	Visa Trainees								
	TOTAL	5	7	5	7	2	26		26
University of Calgary	CC/PR	4	2	2	3		11		11
	Visa Trainees								
	TOTAL	4	2	2	3		11		11
University of British Columbia	CC/PR	5	3	3	4	4	19		19
	Visa Trainees								
	TOTAL	5	3	3	4	4	19		19
Grand Total	CC/PR	62	58	47	41	27	235		235
	Visa Trainees	2	2	4	3	6	17	4	21
	TOTAL	64	60	51	44	33	252	4	256

**Table 2
EMERGENCY MEDICINE
2009-10 Post-M.D. Trainees
(Regular Ministry Funded vs All Other Funding)
Faculty of Medicine Providing Post-M.D. Training
By
Rank**

Faculty of Medicine Providing Post-M.D. Training		Residents					Sub-Total	Fellows	Total
		R-1	R-2	R-3	R-4	R-5		Fellow	
Dalhousie University	Regular Ministry Funded	2	1	1	2		6		6
	Non-Ministry Funded								
	TOTAL	2	1	1	2		6		6
Université Laval	Regular Ministry Funded	4	2	3	2	2	13		13
	Non-Ministry Funded								
	TOTAL	4	2	3	2	2	13		13
Université de Montréal	Regular Ministry Funded	4	4	3	3	3	17		17
	Non-Ministry Funded								
	TOTAL	4	4	3	3	3	17		17
McGill University	Regular Ministry Funded	4	2	3	3	1	13		13
	Non-Ministry Funded	2	1	2	1	2	8		8
	TOTAL	6	3	5	4	3	21		21
University of Ottawa	Regular Ministry Funded	9	7	3	4	1	24		24
	Non-Ministry Funded		1	2	2	2	7	1	8
	TOTAL	9	8	5	6	3	31	1	32
Queen's University	Regular Ministry Funded	4	4	4	3	2	17		17
	Non-Ministry Funded								
	TOTAL	4	4	4	3	2	17		17
University of Toronto	Regular Ministry Funded	8	10	11	3	5	37		37
	Non-Ministry Funded							3	3
	TOTAL	8	10	11	3	5	37	3	40
McMaster University	Regular Ministry Funded	6	7	4	1	4	22		22
	Non-Ministry Funded					1	1		1
	TOTAL	6	7	4	1	5	23		23
University of Western Ontario	Regular Ministry Funded	3	4	2	3	2	14		14
	Non-Ministry Funded								
	TOTAL	3	4	2	3	2	14		14
University of Manitoba	Regular Ministry Funded	4	5	2	3	1	15		15
	Non-Ministry Funded			1		1	2		2
	TOTAL	4	5	3	3	2	17		17
University of Alberta	Regular Ministry Funded	4	7	5	7	2	25		25
	Non-Ministry Funded	1					1		1
	TOTAL	5	7	5	7	2	26		26
University of Calgary	Regular Ministry Funded	4	2	2	3		11		11
	Non-Ministry Funded								
	TOTAL	4	2	2	3		11		11
University of British Columbia	Regular Ministry Funded	5	3	3	4	4	19		19
	Non-Ministry Funded								
	TOTAL	5	3	3	4	4	19		19
Grand Total	Regular Ministry Funded	61	58	46	41	27	233		233
	Non-Ministry Funded	3	2	5	3	6	19	4	23
	TOTAL	64	60	51	44	33	252	4	256

**Table 1
INTERNAL MEDICINE
2009-10 Post-M.D. Trainees
(Canadian Citizens/Permanent Residents vs Visa Trainees)
Faculty of Medicine Providing Post-M.D. Training
By
Rank**

Faculty of Medicine Providing Post-M.D. Training		Residents						Sub-Total	Fellows	Total
		R-1	R-2	R-3	R-4	R-5	R-6		Fellow	
Memorial University	CC/PR	8	13	11				32		32
	Visa Trainees	1						1		1
	TOTAL	9	13	11				33		33
Dalhousie University	CC/PR	14	13	11	2			40		40
	Visa Trainees	4	3	4				11		11
	TOTAL	18	16	15	2			51		51
Université Laval	CC/PR	34	25	23	5	9		96		96
	Visa Trainees									
	TOTAL	34	25	23	5	9		96		96
Université de Sherbrooke	CC/PR	20	24	23	7	5		79		79
	Visa Trainees									
	TOTAL	20	24	23	7	5		79		79
Université de Montréal	CC/PR	40	37	39	6	9	1	132		132
	Visa Trainees	1	2					3		3
	TOTAL	41	39	39	6	9	1	135		135
McGill University	CC/PR	50	33	33	6	5		127		127
	Visa Trainees	12	5	5				22	1	23
	TOTAL	62	38	38	6	5		149	1	150
University of Ottawa	CC/PR	23	21	21	3			68		68
	Visa Trainees			2				2		2
	TOTAL	23	21	23	3			70		70
Queen's University	CC/PR	18	16	16	1			51		51
	Visa Trainees									
	TOTAL	18	16	16	1			51		51
University of Toronto	CC/PR	58	61	57	15	10	1	202	5	207
	Visa Trainees	3	3	2	2			10	1	11
	TOTAL	61	64	59	17	10	1	212	6	218
McMaster University	CC/PR	28	24	22	3			77		77
	Visa Trainees	3	3	4				10		10
	TOTAL	31	27	26	3			87		87
University of Western Ontario	CC/PR	33	22	22	3			80	1	81
	Visa Trainees	5	5	2				12		12
	TOTAL	38	27	24	3			92	1	93
University of Manitoba	CC/PR	13	15	13	4	1		46		46
	Visa Trainees	2						2		2
	TOTAL	15	15	13	4	1		48		48

(cont.)

**Table 1
 INTERNAL MEDICINE
 2009-10 Post-M.D. Trainees
 (Canadian Citizens/Permanent Residents vs Visa Trainees)
 Faculty of Medicine Providing Post-M.D. Training
 By
 Rank**

Faculty of Medicine Providing Post-M.D. Training		Residents							Fellows	Total
		R-1	R-2	R-3	R-4	R-5	R-6	Sub-Total	Fellow	
University of Saskatchewan	CC/PR	18	14	10	2			44		44
	Visa Trainees	3	3	2				8		8
	TOTAL	21	17	12	2			52		52
University of Alberta	CC/PR	27	25	26	4	1		83		83
	Visa Trainees	1	1	3	1			6		6
	TOTAL	28	26	29	5	1		89		89
University of Calgary	CC/PR	22	17	22	5	1		67		67
	Visa Trainees									
	TOTAL	22	17	22	5	1		67		67
University of British Columbia	CC/PR	45	45	32	9	5		136		136
	Visa Trainees	5	4	4	1			14		14
	TOTAL	50	49	36	10	5		150		150
Grand Total	CC/PR	451	405	381	75	46	2	1360	6	1366
	Visa Trainees	40	29	28	4			101	2	103
	TOTAL	491	434	409	79	46	2	1461	8	1469

Table 2
INTERNAL MEDICINE
2009-10 Post-M.D. Trainees
(Regular Ministry Funded vs All Other Funding)
Faculty of Medicine Providing Post-M.D. Training
By Rank

Faculty of Medicine Providing Post-M.D. Training		Residents							Fellows	Total
		R-1	R-2	R-3	R-4	R-5	R-6	Sub-Total	Fellow	
Memorial University	Regular Ministry Funded	9	13	11				33		33
	Non-Ministry Funded									
	TOTAL	9	13	11				33		33
Dalhousie University	Regular Ministry Funded	14	13	11	2			40		40
	Non-Ministry Funded	4	3	4				11		11
	TOTAL	18	16	15	2			51		51
Université Laval	Regular Ministry Funded	34	25	23	5	9		96		96
	Non-Ministry Funded									
	TOTAL	34	25	23	5	9		96		96
Université de Sherbrooke	Regular Ministry Funded	20	24	23	7	5		79		79
	Non-Ministry Funded									
	TOTAL	20	24	23	7	5		79		79
Université de Montréal	Regular Ministry Funded	41	39	39	6	9	1	135		135
	Non-Ministry Funded									
	TOTAL	41	39	39	6	9	1	135		135
McGill University	Regular Ministry Funded	51	33	34	6	5		129		129
	Non-Ministry Funded	11	5	4				20	1	21
	TOTAL	62	38	38	6	5		149	1	150
University of Ottawa	Regular Ministry Funded	23	21	22	3			69		69
	Non-Ministry Funded			1				1		1
	TOTAL	23	21	23	3			70		70
Queen's University	Regular Ministry Funded	18	16	16	1			51		51
	Non-Ministry Funded									
	TOTAL	18	16	16	1			51		51
University of Toronto	Regular Ministry Funded	57	61	56	10			184		184
	Non-Ministry Funded	4	3	3	7	10	1	28	6	34
	TOTAL	61	64	59	17	10	1	212	6	218
McMaster University	Regular Ministry Funded	27	24	22	3			76		76
	Non-Ministry Funded	4	3	4				11		11
	TOTAL	31	27	26	3			87		87
University of Western Ontario	Regular Ministry Funded	33	22	22	3			80		80
	Non-Ministry Funded	5	5	2				12	1	13
	TOTAL	38	27	24	3			92	1	93
University of Manitoba	Regular Ministry Funded	13	15	13	4	1		46		46
	Non-Ministry Funded	2						2		2
	TOTAL	15	15	13	4	1		48		48
University of Saskatchewan	Regular Ministry Funded	17	9	9	2			37		37
	Non-Ministry Funded	4	8	3				15		15
	TOTAL	21	17	12	2			52		52

(cont.)

Table 2
INTERNAL MEDICINE
2009-10 Post-M.D. Trainees
(Regular Ministry Funded vs All Other Funding)
Faculty of Medicine Providing Post-M.D. Training
By Rank

Faculty of Medicine Providing Post-M.D. Training		Residents						Fellows	Total	
		R-1	R-2	R-3	R-4	R-5	R-6	Sub-Total	Fellow	
University of Alberta	Regular Ministry Funded	27	25	25	4	1		82		82
	Non-Ministry Funded	1	1	4	1			7		7
	TOTAL	28	26	29	5	1		89		89
University of Calgary	Regular Ministry Funded	22	17	21	5	1		66		66
	Non-Ministry Funded			1				1		1
	TOTAL	22	17	22	5	1		67		67
University of British Columbia	Regular Ministry Funded	45	45	32	9	5		136		136
	Non-Ministry Funded	5	4	4	1			14		14
	TOTAL	50	49	36	10	5		150		150
Grand Total	Regular Ministry Funded	451	402	379	70	36	1	1339		1339
	Non-Ministry Funded	40	32	30	9	10	1	122	8	130
	TOTAL	491	434	409	79	46	2	1461	8	1469

**Table 1
MEDICAL GENETICS
2009-10 Post-M.D. Trainees
(Canadian Citizens/Permanent Residents vs Visa Trainees)
Faculty of Medicine Providing Post-M.D. Training
By
Rank**

Faculty of Medicine Providing Post-M.D. Training		Residents							Fellows	Total
		R-1	R-2	R-3	R-4	R-5	R-6	Sub-Total	Fellow	
Université de Montréal	CC/PR	2	2	1		2	1	8		8
	Visa Trainees				1			1	1	2
	TOTAL	2	2	1	1	2	1	9	1	10
McGill University	CC/PR	1	1	2		1	1	6	1	7
	Visa Trainees				1			1		1
	TOTAL	1	1	2	1	1	1	7	1	8
University of Ottawa	CC/PR	1	1	1		1		4		4
	Visa Trainees									
	TOTAL	1	1	1		1		4		4
University of Toronto	CC/PR	1	2		1	2		6	1	7
	Visa Trainees		1					1	4	5
	TOTAL	1	3		1	2		7	5	12
University of Manitoba	CC/PR	1		1		1		3		3
	Visa Trainees									
	TOTAL	1		1		1		3		3
University of Calgary	CC/PR	1		1	1	1		4	1	5
	Visa Trainees					1		1		1
	TOTAL	1		1	1	2		5	1	6
University of British Columbia	CC/PR	1		1		3	1	6	1	7
	Visa Trainees								2	2
	TOTAL	1		1		3	1	6	3	9
Grand Total	CC/PR	8	6	7	2	11	3	37	4	41
	Visa Trainees		1		2	1		4	7	11
	TOTAL	8	7	7	4	12	3	41	11	52

Table 2
MEDICAL GENETICS
2009-10 Post-M.D. Trainees
(Regular Ministry Funded vs All Other Funding)
Faculty of Medicine Providing Post-M.D. Training
By Rank

Faculty of Medicine Providing Post-M.D. Training		Residents							Fellows	Total
		R-1	R-2	R-3	R-4	R-5	R-6	Sub-Total	Fellow	
Université de Montréal	Regular Ministry Funded	2	2	1	1	2	1	9		9
	Non-Ministry Funded								1	1
	TOTAL	2	2	1	1	2	1	9	1	10
McGill University	Regular Ministry Funded	1	1	2		1	1	6		6
	Non-Ministry Funded				1			1	1	2
	TOTAL	1	1	2	1	1	1	7	1	8
University of Ottawa	Regular Ministry Funded	1	1	1		1		4		4
	Non-Ministry Funded									
	TOTAL	1	1	1		1		4		4
University of Toronto	Regular Ministry Funded	1	2		1	2		6		6
	Non-Ministry Funded		1					1	5	6
	TOTAL	1	3		1	2		7	5	12
University of Manitoba	Regular Ministry Funded	1		1		1		3		3
	Non-Ministry Funded									
	TOTAL	1		1		1		3		3
University of Calgary	Regular Ministry Funded	1		1	1	1		4		4
	Non-Ministry Funded					1		1	1	2
	TOTAL	1		1	1	2		5	1	6
University of British Columbia	Regular Ministry Funded	1		1		3	1	6		6
	Non-Ministry Funded								3	3
	TOTAL	1		1		3	1	6	3	9
Grand Total	Regular Ministry Funded	8	6	7	3	11	3	38		38
	Non-Ministry Funded		1		1	1		3	11	14
	TOTAL	8	7	7	4	12	3	41	11	52

**Table 1
NEUROLOGY
2009-10 Post-M.D. Trainees
(Canadian Citizens/Permanent Residents vs Visa Trainees)
Faculty of Medicine Providing Post-M.D. Training
By
Rank**

Faculty of Medicine Providing Post-M.D. Training		Residents						Fellows	Total	
		R-1	R-2	R-3	R-4	R-5	R-6	Sub-Total	Fellow	
Memorial University	CC/PR	1	3	2	1	2		9		9
	Visa Trainees									
	TOTAL	1	3	2	1	2		9		9
Dalhousie University	CC/PR	1	1	2	1			5		5
	Visa Trainees									
	TOTAL	1	1	2	1			5		5
Université Laval	CC/PR	3	3	2	4	1		13		13
	Visa Trainees									
	TOTAL	3	3	2	4	1		13		13
Université de Sherbrooke	CC/PR	3	2	1	1	2		9		9
	Visa Trainees									
	TOTAL	3	2	1	1	2		9		9
Université de Montréal	CC/PR	6	4	6	4	2	1	23	2	25
	Visa Trainees									
	TOTAL	6	4	6	4	2	1	23	2	25
McGill University	CC/PR		2	2	2		4	10	1	11
	Visa Trainees		2	1	1	2		6		6
	TOTAL		4	3	3	2	4	16	1	17
University of Ottawa	CC/PR	2	4	4	1	1		12	3	15
	Visa Trainees			1				1		1
	TOTAL	2	4	5	1	1		13	3	16
Queen's University	CC/PR	2	1	1	1			5		5
	Visa Trainees									
	TOTAL	2	1	1	1			5		5
University of Toronto	CC/PR	7	7	8	4	4		30	12	42
	Visa Trainees				1			1	18	19
	TOTAL	7	7	8	5	4		31	30	61
McMaster University	CC/PR	1	2	1	1	1		6		6
	Visa Trainees								1	1
	TOTAL	1	2	1	1	1		6	1	7
University of Western Ontario	CC/PR	4	3	2	3	1		13	3	16
	Visa Trainees								6	6
	TOTAL	4	3	2	3	1		13	9	22
University of Manitoba	CC/PR	1	1	1	1			4		4
	Visa Trainees			2				2		2
	TOTAL	1	1	3	1			6		6

(cont.)

**Table 1
 NEUROLOGY
 2009-10 Post-M.D. Trainees
 (Canadian Citizens/Permanent Residents vs Visa Trainees)
 Faculty of Medicine Providing Post-M.D. Training
 By
 Rank**

Faculty of Medicine Providing Post-M.D. Training		Residents						Fellows	Total	
		R-1	R-2	R-3	R-4	R-5	R-6	Sub-Total	Fellow	
University of Saskatchewan	CC/PR	2	1	1	1	1		6		6
	Visa Trainees									
	TOTAL	2	1	1	1	1		6		6
University of Alberta	CC/PR	3	3	2	2	1		11	3	14
	Visa Trainees					1		1	7	8
	TOTAL	3	3	2	2	2		12	10	22
University of Calgary	CC/PR	4	2	1	3	3	1	14	5	19
	Visa Trainees	1	1	1		1		4	9	13
	TOTAL	5	3	2	3	4	1	18	14	32
University of British Columbia	CC/PR	5	5	5	4	5		24		24
	Visa Trainees		1	1		1		3	13	16
	TOTAL	5	6	6	4	6		27	13	40
Grand Total	CC/PR	45	44	41	34	24	6	194	29	223
	Visa Trainees	1	4	6	2	5		18	54	72
	TOTAL	46	48	47	36	29	6	212	83	295

Table 2
NEUROLOGY
2009-10 Post-M.D. Trainees
(Regular Ministry Funded vs All Other Funding)
Faculty of Medicine Providing Post-M.D. Training
By Rank

Faculty of Medicine Providing Post-M.D. Training		Residents							Fellows	Total
		R-1	R-2	R-3	R-4	R-5	R-6	Sub-Total	Fellow	
Memorial University	Regular Ministry Funded	1	3	2	1	2		9		9
	Non-Ministry Funded									
	TOTAL	1	3	2	1	2		9		9
Dalhousie University	Regular Ministry Funded	1	1	2				4		4
	Non-Ministry Funded				1			1		1
	TOTAL	1	1	2	1			5		5
Université Laval	Regular Ministry Funded	3	3	2	4	1		13		13
	Non-Ministry Funded									
	TOTAL	3	3	2	4	1		13		13
Université de Sherbrooke	Regular Ministry Funded	3	2	1	1	2		9		9
	Non-Ministry Funded									
	TOTAL	3	2	1	1	2		9		9
Université de Montréal	Regular Ministry Funded	6	4	6	4	2	1	23		23
	Non-Ministry Funded								2	2
	TOTAL	6	4	6	4	2	1	23	2	25
McGill University	Regular Ministry Funded		2	3	2		1	8		8
	Non-Ministry Funded		2		1	2	3	8	1	9
	TOTAL		4	3	3	2	4	16	1	17
University of Ottawa	Regular Ministry Funded	2	4	4	1	1		12		12
	Non-Ministry Funded			1				1	3	4
	TOTAL	2	4	5	1	1		13	3	16
Queen's University	Regular Ministry Funded	2	1	1	1			5		5
	Non-Ministry Funded									
	TOTAL	2	1	1	1			5		5
University of Toronto	Regular Ministry Funded	7	7	8	4	4		30		30
	Non-Ministry Funded				1			1	30	31
	TOTAL	7	7	8	5	4		31	30	61

(cont.)

Table 2
NEUROLOGY
2009-10 Post-M.D. Trainees
(Regular Ministry Funded vs All Other Funding)
Faculty of Medicine Providing Post-M.D. Training
By Rank

Faculty of Medicine Providing Post-M.D. Training		Residents						Fellows	Total	
		R-1	R-2	R-3	R-4	R-5	R-6	Sub-Total	Fellow	
McMaster University	Regular Ministry Funded	1	2	1	1	1		6		6
	Non-Ministry Funded								1	1
	TOTAL	1	2	1	1	1		6	1	7
University of Western Ontario	Regular Ministry Funded	4	3	2	3	1		13		13
	Non-Ministry Funded								9	9
	TOTAL	4	3	2	3	1		13	9	22
University of Manitoba	Regular Ministry Funded		1	1	1			3		3
	Non-Ministry Funded	1		2				3		3
	TOTAL	1	1	3	1			6		6
University of Saskatchewan	Regular Ministry Funded	2	1	1	1	1		6		6
	Non-Ministry Funded									
	TOTAL	2	1	1	1	1		6		6
University of Alberta	Regular Ministry Funded	3	3	2	2	1		11		11
	Non-Ministry Funded					1		1	10	11
	TOTAL	3	3	2	2	2		12	10	22
University of Calgary	Regular Ministry Funded	4	2	1	3	3		13		13
	Non-Ministry Funded	1	1	1		1	1	5	14	19
	TOTAL	5	3	2	3	4	1	18	14	32
University of British Columbia	Regular Ministry Funded	5	5	5	4	5		24		24
	Non-Ministry Funded		1	1		1		3	13	16
	TOTAL	5	6	6	4	6		27	13	40
Grand Total	Regular Ministry Funded	44	44	42	33	24	2	189		189
	Non-Ministry Funded	2	4	5	3	5	4	23	83	106
	TOTAL	46	48	47	36	29	6	212	83	295

**Table 1
 NEUROLOGY (PEDIATRICS)
 2009-10 Post-M.D. Trainees
 (Canadian Citizens/Permanent Residents vs Visa Trainees)
 Faculty of Medicine Providing Post-M.D. Training
 By
 Rank**

Faculty of Medicine Providing Post-M.D. Training		Residents						Fellows	Total
		R-1	R-2	R-3	R-4	R-5	Sub-Total	Fellow	
Université de Montréal	CC/PR	1	2		1		4		4
	Visa Trainees								
	TOTAL	1	2		1		4		4
McGill University	CC/PR				1	2	3		3
	Visa Trainees			2			2	1	3
	TOTAL			2	1	2	5	1	6
University of Ottawa	CC/PR		2			1	3		3
	Visa Trainees								
	TOTAL		2			1	3		3
University of Toronto	CC/PR	1	2	3		1	7	4	11
	Visa Trainees					2	2	12	14
	TOTAL	1	2	3		3	9	16	25
McMaster University	CC/PR	2					2		2
	Visa Trainees		1				1	1	2
	TOTAL	2	1				3	1	4
University of Alberta	CC/PR	2	1	1	2	1	7		7
	Visa Trainees								
	TOTAL	2	1	1	2	1	7		7
University of Calgary	CC/PR	3	1	1	1	1	7		7
	Visa Trainees								
	TOTAL	3	1	1	1	1	7		7
University of British Columbia	CC/PR	2	2	2	3		9		9
	Visa Trainees		1				1	2	3
	TOTAL	2	3	2	3		10	2	12
Grand Total	CC/PR	11	10	7	8	6	42	4	46
	Visa Trainees		2	2		2	6	16	22
	TOTAL	11	12	9	8	8	48	20	68

Table 2
NEUROLOGY (PEDIATRICS)
2009-10 Post-M.D. Trainees
(Regular Ministry Funded vs All Other Funding)
Faculty of Medicine Providing Post-M.D. Training
By Rank

Faculty of Medicine Providing Post-M.D. Training		Residents					Sub-Total	Fellows	Total
		R-1	R-2	R-3	R-4	R-5		Fellow	
Université de Montréal	Regular Ministry Funded	1	2		1		4		4
	Non-Ministry Funded								
	TOTAL	1	2		1		4		4
McGill University	Regular Ministry Funded				1	2	3		3
	Non-Ministry Funded			2			2	1	3
	TOTAL			2	1	2	5	1	6
University of Ottawa	Regular Ministry Funded		2			1	3		3
	Non-Ministry Funded								
	TOTAL		2			1	3		3
University of Toronto	Regular Ministry Funded	1	2	3		1	7		7
	Non-Ministry Funded					2	2	16	18
	TOTAL	1	2	3		3	9	16	25
McMaster University	Regular Ministry Funded	2	1				3		3
	Non-Ministry Funded							1	1
	TOTAL	2	1				3	1	4
University of Alberta	Regular Ministry Funded	2		1	2	1	6		6
	Non-Ministry Funded		1				1		1
	TOTAL	2	1	1	2	1	7		7
University of Calgary	Regular Ministry Funded	3	1	1	1	1	7		7
	Non-Ministry Funded								
	TOTAL	3	1	1	1	1	7		7
University of British Columbia	Regular Ministry Funded	2	2	2	3		9		9
	Non-Ministry Funded		1				1	2	3
	TOTAL	2	3	2	3		10	2	12
Grand Total	Regular Ministry Funded	11	10	7	8	6	42		42
	Non-Ministry Funded		2	2		2	6	20	26
	TOTAL	11	12	9	8	8	48	20	68

**Table 1
NUCLEAR MEDICINE
2009-10 Post-M.D. Trainees
(Canadian Citizens/Permanent Residents vs Visa Trainees)
Faculty of Medicine Providing Post-M.D. Training
By
Rank**

Faculty of Medicine Providing Post-M.D. Training		Residents						Fellows	Total	
		R-1	R-2	R-3	R-4	R-5	R-6	Sub-Total	Fellow	
Dalhousie University	CC/PR	1		2			1	4		4
	Visa Trainees									
	TOTAL	1		2			1	4		4
Université de Sherbrooke	CC/PR	2	1	2	1	1		7		7
	Visa Trainees									
	TOTAL	2	1	2	1	1		7		7
Université de Montréal	CC/PR	3	1	2	1	4		11		11
	Visa Trainees									
	TOTAL	3	1	2	1	4		11		11
McGill University	CC/PR		1	1	1	1		4		4
	Visa Trainees									
	TOTAL		1	1	1	1		4		4
University of Toronto	CC/PR					2		2		2
	Visa Trainees									
	TOTAL					2		2		2
University of Western Ontario	CC/PR	1	1	1	1	1		5		5
	Visa Trainees				5			5		5
	TOTAL	1	1	1	6	1		10		10
University of Manitoba	CC/PR	1		2	1			4		4
	Visa Trainees									
	TOTAL	1		2	1			4		4
University of Alberta	CC/PR	1	1	1	1	1		5		5
	Visa Trainees									
	TOTAL	1	1	1	1	1		5		5
University of British Columbia	CC/PR				1			1	1	2
	Visa Trainees					1		1		1
	TOTAL				1	1		2	1	3
Grand Total	CC/PR	9	5	11	7	10	1	43	1	44
	Visa Trainees				5	1		6		6
	TOTAL	9	5	11	12	11	1	49	1	50

Table 2
NUCLEAR MEDICINE
2009-10 Post-M.D. Trainees
(Regular Ministry Funded vs All Other Funding)
Faculty of Medicine Providing Post-M.D. Training
By Rank

Faculty of Medicine Providing Post-M.D. Training		Residents						Fellows	Total	
		R-1	R-2	R-3	R-4	R-5	R-6	Sub-Total	Fellow	
Dalhousie University	Regular Ministry Funded	1		1			1	3		3
	Non-Ministry Funded			1				1		1
	TOTAL	1		2			1	4		4
Université de Sherbrooke	Regular Ministry Funded	2	1	2	1	1		7		7
	Non-Ministry Funded									
	TOTAL	2	1	2	1	1		7		7
Université de Montréal	Regular Ministry Funded	3	1	2	1	4		11		11
	Non-Ministry Funded									
	TOTAL	3	1	2	1	4		11		11
McGill University	Regular Ministry Funded		1	1	1	1		4		4
	Non-Ministry Funded									
	TOTAL		1	1	1	1		4		4
University of Toronto	Regular Ministry Funded					2		2		2
	Non-Ministry Funded									
	TOTAL					2		2		2
University of Western Ontario	Regular Ministry Funded	1	1	1	1	1		5		5
	Non-Ministry Funded				5			5		5
	TOTAL	1	1	1	6	1		10		10
University of Manitoba	Regular Ministry Funded	1		2	1			4		4
	Non-Ministry Funded									
	TOTAL	1		2	1			4		4
University of Alberta	Regular Ministry Funded	1	1	1	1	1		5		5
	Non-Ministry Funded									
	TOTAL	1	1	1	1	1		5		5
University of British Columbia	Regular Ministry Funded				1			1		1
	Non-Ministry Funded					1		1	1	2
	TOTAL				1	1		2	1	3
Grand Total	Regular Ministry Funded	9	5	10	7	10	1	42		42
	Non-Ministry Funded			1	5	1		7	1	8
	TOTAL	9	5	11	12	11	1	49	1	50

**Table 1
PEDIATRICS
2009-10 Post-M.D. Trainees
(Canadian Citizens/Permanent Residents vs Visa Trainees)
Faculty of Medicine Providing Post-M.D. Training
By
Rank**

Faculty of Medicine Providing Post-M.D. Training		Residents							Fellows	Total
		R-1	R-2	R-3	R-4	R-5	R-6	Sub-Total	Fellow	
Memorial University	CC/PR	6	8	4	9			27		27
	Visa Trainees									
	TOTAL	6	8	4	9			27		27
Dalhousie University	CC/PR	5	4	5	2			16		16
	Visa Trainees	2	3					5		5
	TOTAL	7	7	5	2			21		21
Université Laval	CC/PR	8	6	6	2	2		24	1	25
	Visa Trainees									
	TOTAL	8	6	6	2	2		24	1	25
Université de Sherbrooke	CC/PR	7	6	4	3	4		24		24
	Visa Trainees									
	TOTAL	7	6	4	3	4		24		24
Université de Montréal	CC/PR	9	9	10	1	3		32		32
	Visa Trainees									
	TOTAL	9	9	10	1	3		32		32
McGill University	CC/PR	8	5	5		4		22		22
	Visa Trainees	3	6	5				14		14
	TOTAL	11	11	10		4		36		36
University of Ottawa	CC/PR	10	11	10	9			40	2	42
	Visa Trainees									
	TOTAL	10	11	10	9			40	2	42
Queen's University	CC/PR	5	6	4	4			19		19
	Visa Trainees									
	TOTAL	5	6	4	4			19		19
University of Toronto	CC/PR	20	18	18	9	1	1	67	7	74
	Visa Trainees	1	3	1	1			6	8	14
	TOTAL	21	21	19	10	1	1	73	15	88
McMaster University	CC/PR	9	12	8	7			36		36
	Visa Trainees		2	3	1			6	6	12
	TOTAL	9	14	11	8			42	6	48
University of Western Ontario	CC/PR	9	8	6	5			28		28
	Visa Trainees								1	1
	TOTAL	9	8	6	5			28	1	29
Northern Ontario School of Medicine	CC/PR	3						3		3
	Visa Trainees									
	TOTAL	3						3		3

(cont.)

**Table 1
PEDIATRICS
2009-10 Post-M.D. Trainees
(Canadian Citizens/Permanent Residents vs Visa Trainees)
Faculty of Medicine Providing Post-M.D. Training
By
Rank**

Faculty of Medicine Providing Post-M.D. Training		Residents						Fellows	Total	
		R-1	R-2	R-3	R-4	R-5	R-6	Sub-Total	Fellow	
University of Manitoba	CC/PR	7	7	6	7	1		28		28
	Visa Trainees	1		1	1			3		3
	TOTAL	8	7	7	8	1		31		31
University of Saskatchewan	CC/PR	7	8	6	3			24		24
	Visa Trainees	1						1		1
	TOTAL	8	8	6	3			25		25
University of Alberta	CC/PR	8	8	8	5			29	5	34
	Visa Trainees								2	2
	TOTAL	8	8	8	5			29	7	36
University of Calgary	CC/PR	12	10	13	6			41		41
	Visa Trainees			1	1			2	1	3
	TOTAL	12	10	14	7			43	1	44
University of British Columbia	CC/PR	13	12	9	9	2		45		45
	Visa Trainees	1		1				2	1	3
	TOTAL	14	12	10	9	2		47	1	48
Grand Total	CC/PR	146	138	122	81	17	1	505	15	520
	Visa Trainees	9	14	12	4			39	19	58
	TOTAL	155	152	134	85	17	1	544	34	578

**Table 2
PEDIATRICS
2009-10 Post-M.D. Trainees
(Regular Ministry Funded vs All Other Funding)
Faculty of Medicine Providing Post-M.D. Training
By
Rank**

Faculty of Medicine Providing Post-M.D. Training		Residents							Fellows	Total
		R-1	R-2	R-3	R-4	R-5	R-6	Sub-Total	Fellow	
Memorial University	Regular Ministry Funded	6	8	4	9			27		27
	Non-Ministry Funded									
	TOTAL	6	8	4	9			27		27
Dalhousie University	Regular Ministry Funded	5	3	5	2			15		15
	Non-Ministry Funded	2	4					6		6
	TOTAL	7	7	5	2			21		21
Université Laval	Regular Ministry Funded	8	6	6	2	2		24		24
	Non-Ministry Funded								1	1
	TOTAL	8	6	6	2	2		24	1	25
Université de Sherbrooke	Regular Ministry Funded	7	6	4	3	4		24		24
	Non-Ministry Funded									
	TOTAL	7	6	4	3	4		24		24
Université de Montréal	Regular Ministry Funded	9	9	10	1	3		32		32
	Non-Ministry Funded									
	TOTAL	9	9	10	1	3		32		32
McGill University	Regular Ministry Funded	8	5	5		4		22		22
	Non-Ministry Funded	3	6	5				14		14
	TOTAL	11	11	10		4		36		36
University of Ottawa	Regular Ministry Funded	10	11	10	9			40		40
	Non-Ministry Funded								2	2
	TOTAL	10	11	10	9			40	2	42
Queen's University	Regular Ministry Funded	5	6	4	4			19		19
	Non-Ministry Funded									
	TOTAL	5	6	4	4			19		19
University of Toronto	Regular Ministry Funded	20	18	18	5			61		61
	Non-Ministry Funded	1	3	1	5	1	1	12	15	27
	TOTAL	21	21	19	10	1	1	73	15	88
McMaster University	Regular Ministry Funded	9	12	8	7			36		36
	Non-Ministry Funded		2	3	1			6	6	12
	TOTAL	9	14	11	8			42	6	48
University of Western Ontario	Regular Ministry Funded	9	8	6	5			28		28
	Non-Ministry Funded								1	1
	TOTAL	9	8	6	5			28	1	29
Northern Ontario School of Medicine	Regular Ministry Funded	3						3		3
	Non-Ministry Funded									
	TOTAL	3						3		3
University of Manitoba	Regular Ministry Funded	7	7	6	7			27		27
	Non-Ministry Funded	1		1	1	1		4		4
	TOTAL	8	7	7	8	1		31		31

(cont.)

**Table 2
 PEDIATRICS
 2009-10 Post-M.D. Trainees
 (Regular Ministry Funded vs All Other Funding)
 Faculty of Medicine Providing Post-M.D. Training
 By
 Rank**

Faculty of Medicine Providing Post-M.D. Training		Residents							Fellows	Total
		R-1	R-2	R-3	R-4	R-5	R-6	Sub-Total	Fellow	
University of Saskatchewan	Regular Ministry Funded	6	7	5	3			21		21
	Non-Ministry Funded	2	1	1				4		4
	TOTAL	8	8	6	3			25		25
University of Alberta	Regular Ministry Funded	8	8	8	5			29		29
	Non-Ministry Funded								7	7
	TOTAL	8	8	8	5			29	7	36
University of Calgary	Regular Ministry Funded	12	9	11	6			38		38
	Non-Ministry Funded		1	3	1			5	1	6
	TOTAL	12	10	14	7			43	1	44
University of British Columbia	Regular Ministry Funded	13	12	9	9	2		45		45
	Non-Ministry Funded	1		1				2	1	3
	TOTAL	14	12	10	9	2		47	1	48
Grand Total	Regular Ministry Funded	145	135	119	77	15		491		491
	Non-Ministry Funded	10	17	15	8	2	1	53	34	87
	TOTAL	155	152	134	85	17	1	544	34	578

Table 1
PHYSICAL MEDICINE AND REHABILITATION
2009-10 Post-M.D. Trainees
(Canadian Citizens/Permanent Residents vs Visa Trainees)
Faculty of Medicine Providing Post-M.D. Training
By Rank

Faculty of Medicine Providing Post-M.D. Training		Residents						Fellows	Total
		R-1	R-2	R-3	R-4	R-5	Sub-Total	Fellow	
Dalhousie University	CC/PR	1	2	1	2		6		6
	Visa Trainees								
	TOTAL	1	2	1	2		6		6
Université Laval	CC/PR	2	2	2		1	7		7
	Visa Trainees								
	TOTAL	2	2	2		1	7		7
Université de Montréal	CC/PR	2	2	2	2	2	10		10
	Visa Trainees								
	TOTAL	2	2	2	2	2	10		10
University of Ottawa	CC/PR	2	2	1	2	1	8		8
	Visa Trainees								
	TOTAL	2	2	1	2	1	8		8
University of Toronto	CC/PR	4	3	4	4	3	18	1	19
	Visa Trainees							1	1
	TOTAL	4	3	4	4	3	18	2	20
McMaster University	CC/PR	2	3	3	2	2	12		12
	Visa Trainees					1	1		1
	TOTAL	2	3	3	2	3	13		13
University of Western Ontario	CC/PR	1	1	2	1	1	6		6
	Visa Trainees								
	TOTAL	1	1	2	1	1	6		6
University of Manitoba	CC/PR	2		1	1	1	5		5
	Visa Trainees	1	1			1	3		3
	TOTAL	3	1	1	1	2	8		8
University of Saskatchewan	CC/PR	3	1	1		1	6		6
	Visa Trainees								
	TOTAL	3	1	1		1	6		6
University of Alberta	CC/PR	2	3	3	4	2	14		14
	Visa Trainees								
	TOTAL	2	3	3	4	2	14		14
University of Calgary	CC/PR	2	2	2	1	2	9		9
	Visa Trainees								
	TOTAL	2	2	2	1	2	9		9
University of British Columbia	CC/PR	2	2	2	3	1	10		10
	Visa Trainees								
	TOTAL	2	2	2	3	1	10		10
Grand Total	CC/PR	25	23	24	22	17	111	1	112
	Visa Trainees	1	1			2	4	1	5
	TOTAL	26	24	24	22	19	115	2	117

Table 2
PHYSICAL MEDICINE AND REHABILITATION
2009-10 Post-M.D. Trainees
(Regular Ministry Funded vs All Other Funding)
Faculty of Medicine Providing Post-M.D. Training
By Rank

Faculty of Medicine Providing Post-M.D. Training		Residents						Fellows	Total
		R-1	R-2	R-3	R-4	R-5	Sub-Total	Fellow	
Dalhousie University	Regular Ministry Funded	1	2	1	2		6		6
	Non-Ministry Funded								
	TOTAL	1	2	1	2		6		6
Université Laval	Regular Ministry Funded	2	2	2		1	7		7
	Non-Ministry Funded								
	TOTAL	2	2	2		1	7		7
Université de Montréal	Regular Ministry Funded	2	2	2	2	2	10		10
	Non-Ministry Funded								
	TOTAL	2	2	2	2	2	10		10
University of Ottawa	Regular Ministry Funded	2	2	1	2	1	8		8
	Non-Ministry Funded								
	TOTAL	2	2	1	2	1	8		8
University of Toronto	Regular Ministry Funded	4	3	4	4	3	18		18
	Non-Ministry Funded							2	2
	TOTAL	4	3	4	4	3	18	2	20
McMaster University	Regular Ministry Funded	2	3	3	2	2	12		12
	Non-Ministry Funded					1	1		1
	TOTAL	2	3	3	2	3	13		13
University of Western Ontario	Regular Ministry Funded	1	1	2	1	1	6		6
	Non-Ministry Funded								
	TOTAL	1	1	2	1	1	6		6
University of Manitoba	Regular Ministry Funded	2		1	1	1	5		5
	Non-Ministry Funded	1	1			1	3		3
	TOTAL	3	1	1	1	2	8		8
University of Saskatchewan	Regular Ministry Funded	3	1	1		1	6		6
	Non-Ministry Funded								
	TOTAL	3	1	1		1	6		6
University of Alberta	Regular Ministry Funded	2	3	3	4	2	14		14
	Non-Ministry Funded								
	TOTAL	2	3	3	4	2	14		14
University of Calgary	Regular Ministry Funded	2	2	2	1	1	8		8
	Non-Ministry Funded					1	1		1
	TOTAL	2	2	2	1	2	9		9
University of British Columbia	Regular Ministry Funded	2	2	2	3	1	10		10
	Non-Ministry Funded								
	TOTAL	2	2	2	3	1	10		10
Grand Total	Regular Ministry Funded	25	23	24	22	16	110		110
	Non-Ministry Funded	1	1			3	5	2	7
	TOTAL	26	24	24	22	19	115	2	117

**Table 1
PSYCHIATRY
2009-10 Post-M.D. Trainees
(Canadian Citizens/Permanent Residents vs Visa Trainees)
Faculty of Medicine Providing Post-M.D. Training
By
Rank**

Faculty of Medicine Providing Post-M.D. Training		Residents								Fellows	Total
		R-1	R-2	R-3	R-4	R-5	R-6	R-7	Sub-Total	Fellow	
Memorial University	CC/PR	6	3	5	3	2			19		19
	Visa Trainees										
	TOTAL	6	3	5	3	2			19		19
Dalhousie University	CC/PR	7	6	8	8	7			36	2	38
	Visa Trainees										
	TOTAL	7	6	8	8	7			36	2	38
Université Laval	CC/PR	9	8	13	11	12	1		54	1	55
	Visa Trainees										
	TOTAL	9	8	13	11	12	1		54	1	55
Université de Sherbrooke	CC/PR	9	6	11	8	8	1		43		43
	Visa Trainees										
	TOTAL	9	6	11	8	8	1		43		43
Université de Montréal	CC/PR	10	16	11	16	9	2		64	1	65
	Visa Trainees	1				1			2		2
	TOTAL	11	16	11	16	10	2		66	1	67
McGill University	CC/PR	9	12	7	12	5	3	1	49		49
	Visa Trainees	2		4	2	1	1		10	1	11
	TOTAL	11	12	11	14	6	4	1	59	1	60
University of Ottawa	CC/PR	9	8	10	8	9			44	1	45
	Visa Trainees			1		1			2	1	3
	TOTAL	9	8	11	8	10			46	2	48
Queen's University	CC/PR	5	5	4	3	4			21		21
	Visa Trainees					1			1	1	2
	TOTAL	5	5	4	3	5			22	1	23
University of Toronto	CC/PR	31	29	32	26	22			140	17	157
	Visa Trainees	2	3	2		1			8	16	24
	TOTAL	33	32	34	26	23			148	33	181
McMaster University	CC/PR	7	7	7	7	7			35	4	39
	Visa Trainees									1	1
	TOTAL	7	7	7	7	7			35	5	40
University of Western Ontario	CC/PR	8	3	5	5	6			27	1	28
	Visa Trainees					2			2	3	5
	TOTAL	8	3	5	5	8			29	4	33
University of Manitoba	CC/PR	6	8	6	6	7			33		33
	Visa Trainees										
	TOTAL	6	8	6	6	7			33		33
University of Saskatchewan	CC/PR	4	6	1	1	6			18		18
	Visa Trainees										
	TOTAL	4	6	1	1	6			18		18

(cont.)

**Table 1
 PSYCHIATRY
 2009-10 Post-M.D. Trainees
 (Canadian Citizens/Permanent Residents vs Visa Trainees)
 Faculty of Medicine Providing Post-M.D. Training
 By
 Rank**

Faculty of Medicine Providing Post-M.D. Training		Residents								Fellows	Total
		R-1	R-2	R-3	R-4	R-5	R-6	R-7	Sub-Total	Fellow	
University of Alberta	CC/PR	9	12	8	11	8			48		48
	Visa Trainees					2			2	1	3
	TOTAL	9	12	8	11	10			50	1	51
University of Calgary	CC/PR	7	7	5	6	7			32	2	34
	Visa Trainees										
	TOTAL	7	7	5	6	7			32	2	34
University of British Columbia	CC/PR	17	19	17	15	10			78	2	80
	Visa Trainees									7	7
	TOTAL	17	19	17	15	10			78	9	87
Grand Total	CC/PR	153	155	150	146	129	7	1	741	31	772
	Visa Trainees	5	3	7	2	9	1		27	31	58
	TOTAL	158	158	157	148	138	8	1	768	62	830

Table 2
PSYCHIATRY
2009-10 Post-M.D. Trainees
(Regular Ministry Funded vs All Other Funding)
Faculty of Medicine Providing Post-M.D. Training
By
Rank

Faculty of Medicine Providing Post-M.D. Training		Residents							Fellows	Total	
		R-1	R-2	R-3	R-4	R-5	R-6	R-7	Sub- Total	Fellow	
Memorial University	Regular Ministry Funded	6	3	5	3	2			19		19
	Non-Ministry Funded										
	TOTAL	6	3	5	3	2			19		19
Dalhousie University	Regular Ministry Funded	7	6	8	7	5			33		33
	Non-Ministry Funded				1	2			3	2	5
	TOTAL	7	6	8	8	7			36	2	38
Université Laval	Regular Ministry Funded	9	8	13	11	12	1		54		54
	Non-Ministry Funded									1	1
	TOTAL	9	8	13	11	12	1		54	1	55
Université de Sherbrooke	Regular Ministry Funded	9	6	11	8	8	1		43		43
	Non-Ministry Funded										
	TOTAL	9	6	11	8	8	1		43		43
Université de Montréal	Regular Ministry Funded	11	16	11	16	10	2		66		66
	Non-Ministry Funded									1	1
	TOTAL	11	16	11	16	10	2		66	1	67
McGill University	Regular Ministry Funded	10	12	8	12	6	3	1	52		52
	Non-Ministry Funded	1		3	2		1		7	1	8
	TOTAL	11	12	11	14	6	4	1	59	1	60
University of Ottawa	Regular Ministry Funded	9	8	10	8	8			43		43
	Non-Ministry Funded			1		2			3	2	5
	TOTAL	9	8	11	8	10			46	2	48
Queen's University	Regular Ministry Funded	5	5	4	3	4			21		21
	Non-Ministry Funded					1			1	1	2
	TOTAL	5	5	4	3	5			22	1	23
University of Toronto	Regular Ministry Funded	31	29	24	25	21			130		130
	Non-Ministry Funded	2	3	10	1	2			18	33	51
	TOTAL	33	32	34	26	23			148	33	181
McMaster University	Regular Ministry Funded	7	7	7	7	7			35		35
	Non-Ministry Funded									5	5
	TOTAL	7	7	7	7	7			35	5	40

(cont.)

**Table 2
PSYCHIATRY
2009-10 Post-M.D. Trainees
(Regular Ministry Funded vs All Other Funding)
Faculty of Medicine Providing Post-M.D. Training
By
Rank**

Faculty of Medicine Providing Post-M.D. Training		Residents							Fellows	Total	
		R-1	R-2	R-3	R-4	R-5	R-6	R-7	Sub- Total	Fellow	
University of Western Ontario	Regular Ministry Funded	8	3	4	5	6			26		26
	Non-Ministry Funded			1		2			3	4	7
	TOTAL	8	3	5	5	8			29	4	33
University of Manitoba	Regular Ministry Funded	6	7	6	6	7			32		32
	Non-Ministry Funded		1						1		1
	TOTAL	6	8	6	6	7			33		33
University of Saskatchewan	Regular Ministry Funded	4	6	1		4			15		15
	Non-Ministry Funded				1	2			3		3
	TOTAL	4	6	1	1	6			18		18
University of Alberta	Regular Ministry Funded	9	12	8	10	8			47		47
	Non-Ministry Funded				1	2			3	1	4
	TOTAL	9	12	8	11	10			50	1	51
University of Calgary	Regular Ministry Funded	7	7	5	5	7			31		31
	Non-Ministry Funded				1				1	2	3
	TOTAL	7	7	5	6	7			32	2	34
University of British Columbia	Regular Ministry Funded	17	19	17	15	10			78		78
	Non-Ministry Funded									9	9
	TOTAL	17	19	17	15	10			78	9	87
Grand Total	Regular Ministry Funded	155	154	142	141	125	7	1	725		725
	Non-Ministry Funded	3	4	15	7	13	1		43	62	105
	TOTAL	158	158	157	148	138	8	1	768	62	830

**Table 1
RADIATION ONCOLOGY
2009-10 Post-M.D. Trainees
(Canadian Citizens/Permanent Residents vs Visa Trainees)
Faculty of Medicine Providing Post-M.D. Training
By
Rank**

Faculty of Medicine Providing Post-M.D. Training		Residents							Fellows	Total
		R-1	R-2	R-3	R-4	R-5	R-6	Sub-Total	Fellow	
Dalhousie University	CC/PR	1	1	1	2	1		6		6
	Visa Trainees									
	TOTAL	1	1	1	2	1		6		6
Université Laval	CC/PR	2	2	2	2	3		11	1	12
	Visa Trainees									
	TOTAL	2	2	2	2	3		11	1	12
Université de Montréal	CC/PR	1	2	2	5	6		16		16
	Visa Trainees								1	1
	TOTAL	1	2	2	5	6		16	1	17
McGill University	CC/PR		4	2	3	4	1	14		14
	Visa Trainees		1		1	1		3	1	4
	TOTAL		5	2	4	5	1	17	1	18
University of Ottawa	CC/PR	2	2	2	3	2		11		11
	Visa Trainees	1	1	2				4		4
	TOTAL	3	3	4	3	2		15		15
Queen's University	CC/PR	2	2	2	4	2		12	1	13
	Visa Trainees									
	TOTAL	2	2	2	4	2		12	1	13
University of Toronto	CC/PR	6	4	5	3	4		22	12	34
	Visa Trainees	1		1	1			3	18	21
	TOTAL	7	4	6	4	4		25	30	55
McMaster University	CC/PR	2	3	2	2	2		11	2	13
	Visa Trainees	1				1		2		2
	TOTAL	3	3	2	2	3		13	2	15
University of Western Ontario	CC/PR	2	3		3			8		8
	Visa Trainees									
	TOTAL	2	3		3			8		8
University of Manitoba	CC/PR	1	1	1	1			4		4
	Visa Trainees									
	TOTAL	1	1	1	1			4		4
University of Alberta	CC/PR	2	1	3	2	4		12	1	13
	Visa Trainees			1	1			2	2	4
	TOTAL	2	1	4	3	4		14	3	17

(cont.)

**Table 1
 RADIATION ONCOLOGY
 2009-10 Post-M.D. Trainees
 (Canadian Citizens/Permanent Residents vs Visa Trainees)
 Faculty of Medicine Providing Post-M.D. Training
 By
 Rank**

Faculty of Medicine Providing Post-M.D. Training		Residents							Fellows	Total
		R-1	R-2	R-3	R-4	R-5	R-6	Sub-Total	Fellow	
University of Calgary	CC/PR	2	1	1	2	2		8	2	10
	Visa Trainees								2	2
	TOTAL	2	1	1	2	2		8	4	12
University of British Columbia	CC/PR	3	2	3	1	4		13	3	16
	Visa Trainees								5	5
	TOTAL	3	2	3	1	4		13	8	21
Grand Total	CC/PR	26	28	26	33	34	1	148	22	170
	Visa Trainees	3	2	4	3	2		14	29	43
	TOTAL	29	30	30	36	36	1	162	51	213

**Table 2
RADIATION ONCOLOGY
2009-10 Post-M.D. Trainees
(Regular Ministry Funded vs All Other Funding)
Faculty of Medicine Providing Post-M.D. Training
By
Rank**

Faculty of Medicine Providing Post-M.D. Training		Residents						Fellows	Total	
		R-1	R-2	R-3	R-4	R-5	R-6	Sub-Total	Fellow	
Dalhousie University	Regular Ministry Funded	1	1	1	1	1		5		5
	Non-Ministry Funded				1			1		1
	TOTAL	1	1	1	2	1		6		6
Université Laval	Regular Ministry Funded	2	2	2	2	3		11		11
	Non-Ministry Funded								1	1
	TOTAL	2	2	2	2	3		11	1	12
Université de Montréal	Regular Ministry Funded	1	2	2	5	6		16		16
	Non-Ministry Funded								1	1
	TOTAL	1	2	2	5	6		16	1	17
McGill University	Regular Ministry Funded		4	2	3	4	1	14		14
	Non-Ministry Funded		1		1	1		3	1	4
	TOTAL		5	2	4	5	1	17	1	18
University of Ottawa	Regular Ministry Funded	2	2	2	3	2		11		11
	Non-Ministry Funded	1	1	2				4		4
	TOTAL	3	3	4	3	2		15		15
Queen's University	Regular Ministry Funded	2	2	2	4	2		12		12
	Non-Ministry Funded								1	1
	TOTAL	2	2	2	4	2		12	1	13
University of Toronto	Regular Ministry Funded	6	4	5	3	4		22		22
	Non-Ministry Funded	1		1	1			3	30	33
	TOTAL	7	4	6	4	4		25	30	55
McMaster University	Regular Ministry Funded	2	3	2	2	2		11		11
	Non-Ministry Funded	1				1		2	2	4
	TOTAL	3	3	2	2	3		13	2	15
University of Western Ontario	Regular Ministry Funded	2	3		3			8		8
	Non-Ministry Funded									
	TOTAL	2	3		3			8		8
University of Manitoba	Regular Ministry Funded	1	1	1	1			4		4
	Non-Ministry Funded									
	TOTAL	1	1	1	1			4		4
University of Alberta	Regular Ministry Funded	2	1	3	2	3		11		11
	Non-Ministry Funded			1	1	1		3	3	6
	TOTAL	2	1	4	3	4		14	3	17
University of Calgary	Regular Ministry Funded	2	1	1	2	2		8		8
	Non-Ministry Funded								4	4
	TOTAL	2	1	1	2	2		8	4	12

(cont.)

**Table 2
 RADIATION ONCOLOGY
 2009-10 Post-M.D. Trainees
 (Regular Ministry Funded vs All Other Funding)
 Faculty of Medicine Providing Post-M.D. Training
 By
 Rank**

Faculty of Medicine Providing Post-M.D. Training		Residents						Fellows	Total	
		R-1	R-2	R-3	R-4	R-5	R-6	Sub-Total	Fellow	
University of British Columbia	Regular Ministry Funded	3	2	3	1	4		13		13
	Non-Ministry Funded								8	8
	TOTAL	3	2	3	1	4		13	8	21
Grand Total	Regular Ministry Funded	26	28	26	32	33	1	146		146
	Non-Ministry Funded	3	2	4	4	3		16	51	67
	TOTAL	29	30	30	36	36	1	162	51	213

**Table 1
 LAB MEDICINE (UNDIFFERENTIATED)
 2009-10 Post-M.D. Trainees
 (Canadian Citizens/Permanent Residents vs Visa
 Trainees)
 Faculty of Medicine Providing Post-M.D. Training
 By
 Rank**

Faculty of Medicine Providing Post-M.D. Training		Residents	Total
		R-1	
Dalhousie University	CC/PR	4	4
	Visa Trainees		
	TOTAL	4	4
Queen's University	CC/PR	2	2
	Visa Trainees		
	TOTAL	2	2
Grand Total	CC/PR	6	6
	Visa Trainees		
	TOTAL	6	6

**Table 2
 LAB MEDICINE (UNDIFFERENTIATED)
 2009-10 Post-M.D. Trainees
 (Regular Ministry Funded vs All Other Funding)
 Faculty of Medicine Providing Post-M.D. Training
 By
 Rank**

Faculty of Medicine Providing Post-M.D. Training		Residents	Total
		R-1	
Dalhousie University	Regular Ministry Funded	3	3
	Non-Ministry Funded	1	1
	TOTAL	4	4
Queen's University	Regular Ministry Funded	2	2
	Non-Ministry Funded		
	TOTAL	2	2
Grand Total	Regular Ministry Funded	5	5
	Non-Ministry Funded	1	1
	TOTAL	6	6

**Table 1
ANATOMICAL PATHOLOGY
2009-10 Post-M.D. Trainees
(Canadian Citizens/Permanent Residents vs Visa Trainees)
Faculty of Medicine Providing Post-M.D. Training
By
Rank**

Faculty of Medicine Providing Post-M.D. Training		Residents						Fellows	Total	
		R-1	R-2	R-3	R-4	R-5	R-6	Sub-Total	Fellow	
Memorial University	CC/PR		6	3				9		9
	Visa Trainees									
	TOTAL		6	3				9		9
Dalhousie University	CC/PR		3	2	3			8		8
	Visa Trainees									
	TOTAL		3	2	3			8		8
Université Laval	CC/PR	4	2	3	2	3		14		14
	Visa Trainees									
	TOTAL	4	2	3	2	3		14		14
Université de Sherbrooke	CC/PR	1	1	1	1			4		4
	Visa Trainees									
	TOTAL	1	1	1	1			4		4
Université de Montréal	CC/PR	3		3	2	2		10		10
	Visa Trainees									
	TOTAL	3		3	2	2		10		10
McGill University	CC/PR	3	3	3	3	3		15		15
	Visa Trainees									
	TOTAL	3	3	3	3	3		15		15
University of Ottawa	CC/PR	3	3	2	3	4		15	1	16
	Visa Trainees									
	TOTAL	3	3	2	3	4		15	1	16
Queen's University	CC/PR		3	4	2			9	1	10
	Visa Trainees									
	TOTAL		3	4	2			9	1	10
University of Toronto	CC/PR	12	8	13	6	5		44	9	53
	Visa Trainees								16	16
	TOTAL	12	8	13	6	5		44	25	69
McMaster University	CC/PR	3	1	4	3	3		14	1	15
	Visa Trainees					1		1		1
	TOTAL	3	1	4	3	4		15	1	16
University of Western Ontario	CC/PR	2	2	2	2	2		10	1	11
	Visa Trainees				1			1		1
	TOTAL	2	2	2	3	2		11	1	12

(cont.)

**Table 1
 ANATOMICAL PATHOLOGY
 2009-10 Post-M.D. Trainees
 (Canadian Citizens/Permanent Residents vs Visa Trainees)
 Faculty of Medicine Providing Post-M.D. Training
 By
 Rank**

Faculty of Medicine Providing Post-M.D. Training		Residents							Fellows	Total
		R-1	R-2	R-3	R-4	R-5	R-6	Sub-Total	Fellow	
University of Manitoba	CC/PR	3	2	1	2	1		9		9
	Visa Trainees				1	1		2		2
	TOTAL	3	2	1	3	2		11		11
University of Alberta	CC/PR	2	2	4	2	1		11		11
	Visa Trainees								1	1
	TOTAL	2	2	4	2	1		11	1	12
University of Calgary	CC/PR	3	3	4	3			13		13
	Visa Trainees								3	3
	TOTAL	3	3	4	3			13	3	16
University of British Columbia	CC/PR	1	4	2	4	2	1	14		14
	Visa Trainees					2		2	3	5
	TOTAL	1	4	2	4	4	1	16	3	19
Grand Total	CC/PR	40	43	51	38	26	1	199	13	212
	Visa Trainees				2	4		6	23	29
	TOTAL	40	43	51	40	30	1	205	36	241

Table 2
ANATOMICAL PATHOLOGY
2009-10 Post-M.D. Trainees
(Regular Ministry Funded vs All Other Funding)
Faculty of Medicine Providing Post-M.D. Training
By Rank

Faculty of Medicine Providing Post-M.D. Training		Residents						Fellows	Total	
		R-1	R-2	R-3	R-4	R-5	R-6	Sub-Total	Fellow	
Memorial University	Regular Ministry Funded		6	3				9		9
	Non-Ministry Funded									
	TOTAL		6	3				9		9
Dalhousie University	Regular Ministry Funded		3	2	3			8		8
	Non-Ministry Funded									
	TOTAL		3	2	3			8		8
Université Laval	Regular Ministry Funded	4	2	3	2	3		14		14
	Non-Ministry Funded									
	TOTAL	4	2	3	2	3		14		14
Université de Sherbrooke	Regular Ministry Funded	1	1	1	1			4		4
	Non-Ministry Funded									
	TOTAL	1	1	1	1			4		4
Université de Montréal	Regular Ministry Funded	3		3	2	2		10		10
	Non-Ministry Funded									
	TOTAL	3		3	2	2		10		10
McGill University	Regular Ministry Funded	3	3	3	3	3		15		15
	Non-Ministry Funded									
	TOTAL	3	3	3	3	3		15		15
University of Ottawa	Regular Ministry Funded	3	3	2	3	4		15		15
	Non-Ministry Funded								1	1
	TOTAL	3	3	2	3	4		15	1	16
Queen's University	Regular Ministry Funded		3	4	2			9		9
	Non-Ministry Funded								1	1
	TOTAL		3	4	2			9	1	10
University of Toronto	Regular Ministry Funded	12	8	13	5	5		43		43
	Non-Ministry Funded				1			1	25	26
	TOTAL	12	8	13	6	5		44	25	69
McMaster University	Regular Ministry Funded	3	1	4	3	3		14		14
	Non-Ministry Funded					1		1	1	2
	TOTAL	3	1	4	3	4		15	1	16
University of Western Ontario	Regular Ministry Funded	2	2	2	2	2		10		10
	Non-Ministry Funded				1			1	1	2
	TOTAL	2	2	2	3	2		11	1	12
University of Manitoba	Regular Ministry Funded	3	2	1	2	1		9		9
	Non-Ministry Funded				1	1		2		2
	TOTAL	3	2	1	3	2		11		11

(cont.)

**Table 2
 ANATOMICAL PATHOLOGY
 2009-10 Post-M.D. Trainees
 (Regular Ministry Funded vs All Other Funding)
 Faculty of Medicine Providing Post-M.D. Training
 By
 Rank**

Faculty of Medicine Providing Post-M.D. Training		Residents						Fellows	Total	
		R-1	R-2	R-3	R-4	R-5	R-6	Sub-Total	Fellow	
University of Alberta	Regular Ministry Funded	2	2	4	2	1		11		11
	Non-Ministry Funded								1	1
	TOTAL	2	2	4	2	1		11	1	12
University of Calgary	Regular Ministry Funded	3	3	4	3			13		13
	Non-Ministry Funded								3	3
	TOTAL	3	3	4	3			13	3	16
University of British Columbia	Regular Ministry Funded	1	4	2	4	2	1	14		14
	Non-Ministry Funded					2		2	3	5
	TOTAL	1	4	2	4	4	1	16	3	19
Grand Total	Regular Ministry Funded	40	43	51	37	26	1	198		198
	Non-Ministry Funded				3	4		7	36	43
	TOTAL	40	43	51	40	30	1	205	36	241

**Table 1
 FORENSIC PATHOLOGY
 2009-10 Post-M.D. Trainees
 (Canadian Citizens/Permanent Residents vs Visa Trainees)
 Faculty of Medicine Providing Post-M.D. Training
 By
 Rank**

Faculty of Medicine Providing Post-M.D. Training			Residents	Total
			R-6	
University of Toronto	Forensic Pathology (Anat. Path.)	CC/PR	2	2
		Visa Trainees		
		TOTAL	2	2
Grand Total	Forensic Pathology (Anat. Path.)	CC/PR	2	2
		Visa Trainees		
		TOTAL	2	2
			2	2

**Table 2
 FORENSIC PATHOLOGY
 2009-10 Post-M.D. Trainees
 (Regular Ministry Funded vs All Other Funding)
 Faculty of Medicine Providing Post-M.D. Training
 By
 Rank**

Faculty of Medicine Providing Post-M.D. Training			Residents	Total
			R-6	
University of Toronto	Forensic Pathology (Anat. Path.)	Regular Ministry Funded	2	2
		Non-Ministry Funded		
		TOTAL	2	2
Grand Total	Forensic Pathology (Anat. Path.)	Regular Ministry Funded	2	2
		Non-Ministry Funded		
		TOTAL	2	2
			2	2

**Table 1
GENERAL PATHOLOGY
2009-10 Post-M.D. Trainees
(Canadian Citizens/Permanent Residents vs Visa Trainees)
Faculty of Medicine Providing Post-M.D. Training
By
Rank**

Faculty of Medicine Providing Post-M.D. Training		Residents					Total
		R-1	R-2	R-3	R-4	R-5	
Dalhousie University	CC/PR		1	1	1	1	4
	Visa Trainees						
	TOTAL		1	1	1	1	4
University of Toronto	CC/PR	2	1		1	1	5
	Visa Trainees						
	TOTAL	2	1		1	1	5
McMaster University	CC/PR	1	2	2			5
	Visa Trainees						
	TOTAL	1	2	2			5
University of Western Ontario	CC/PR			1			1
	Visa Trainees						
	TOTAL			1			1
University of Saskatchewan	CC/PR	1	1	1		2	5
	Visa Trainees					1	1
	TOTAL	1	1	1		3	6
University of Alberta	CC/PR				1		1
	Visa Trainees						
	TOTAL				1		1
University of British Columbia	CC/PR	4	3	1	1	2	11
	Visa Trainees						
	TOTAL	4	3	1	1	2	11
Grand Total	CC/PR	8	8	6	4	6	32
	Visa Trainees					1	1
	TOTAL	8	8	6	4	7	33

Table 2
GENERAL PATHOLOGY
2009-10 Post-M.D. Trainees
(Regular Ministry Funded vs All Other Funding)
Faculty of Medicine Providing Post-M.D. Training
By
Rank

Faculty of Medicine Providing Post-M.D. Training		Residents					Total
		R-1	R-2	R-3	R-4	R-5	
Dalhousie University	Regular Ministry Funded		1	1	1	1	4
	Non-Ministry Funded						
	TOTAL		1	1	1	1	4
University of Toronto	Regular Ministry Funded	2	1		1	1	5
	Non-Ministry Funded						
	TOTAL	2	1		1	1	5
McMaster University	Regular Ministry Funded	1	2	2			5
	Non-Ministry Funded						
	TOTAL	1	2	2			5
University of Western Ontario	Regular Ministry Funded			1			1
	Non-Ministry Funded						
	TOTAL			1			1
University of Saskatchewan	Regular Ministry Funded	1	1	1		2	5
	Non-Ministry Funded					1	1
	TOTAL	1	1	1		3	6
University of Alberta	Regular Ministry Funded				1		1
	Non-Ministry Funded						
	TOTAL				1		1
University of British Columbia	Regular Ministry Funded	4	3	1	1	2	11
	Non-Ministry Funded						
	TOTAL	4	3	1	1	2	11
Grand Total	Regular Ministry Funded	8	8	6	4	6	32
	Non-Ministry Funded					1	1
	TOTAL	8	8	6	4	7	33

**Table 1
 HEMATOLOGICAL PATHOLOGY
 2009-10 Post-M.D. Trainees
 (Canadian Citizens/Permanent Residents vs Visa Trainees)
 Faculty of Medicine Providing Post-M.D. Training
 By
 Rank**

Faculty of Medicine Providing Post-M.D. Training		Residents					Fellows	Total
		R-1	R-2	R-3	R-4	Sub-Total	Fellow	
Dalhousie University	CC/PR			1	2	3		3
	Visa Trainees			1		1		1
	TOTAL			2	2	4		4
University of Ottawa	CC/PR	2	1		1	4		4
	Visa Trainees			1	1	2		2
	TOTAL	2	1	1	2	6		6
University of Toronto	CC/PR			1	1	2		2
	Visa Trainees	1				1	2	3
	TOTAL	1		1	1	3	2	5
University of Alberta	CC/PR	1	1		2	4		4
	Visa Trainees			1		1		1
	TOTAL	1	1	1	2	5		5
University of British Columbia	CC/PR	2		1	1	4		4
	Visa Trainees	1		1		2		2
	TOTAL	3		2	1	6		6
Grand Total	CC/PR	5	2	3	7	17		17
	Visa Trainees	2		4	1	7	2	9
	TOTAL	7	2	7	8	24	2	26

**Table 2
 HEMATOLOGICAL PATHOLOGY
 2009-10 Post-M.D. Trainees
 (Regular Ministry Funded vs All Other Funding)
 Faculty of Medicine Providing Post-M.D. Training
 By
 Rank**

Faculty of Medicine Providing Post-M.D. Training		Residents					Fellows	Total
		R-1	R-2	R-3	R-4	Sub-Total	Fellow	
Dalhousie University	Regular Ministry Funded			1	2	3		3
	Non-Ministry Funded			1		1		1
	TOTAL			2	2	4		4
University of Ottawa	Regular Ministry Funded	2	1		1	4		4
	Non-Ministry Funded			1	1	2		2
	TOTAL	2	1	1	2	6		6
University of Toronto	Regular Ministry Funded			1	1	2		2
	Non-Ministry Funded	1				1	2	3
	TOTAL	1		1	1	3	2	5
University of Alberta	Regular Ministry Funded	1	1		2	4		4
	Non-Ministry Funded			1		1		1
	TOTAL	1	1	1	2	5		5
University of British Columbia	Regular Ministry Funded	2		1	1	4		4
	Non-Ministry Funded	1		1		2		2
	TOTAL	3		2	1	6		6
Grand Total	Regular Ministry Funded	5	2	3	7	17		17
	Non-Ministry Funded	2		4	1	7	2	9
	TOTAL	7	2	7	8	24	2	26

**Table 1
MEDICAL BIOCHEMISTRY
2009-10 Post-M.D. Trainees
(Canadian Citizens/Permanent Residents vs Visa Trainees)
Faculty of Medicine Providing Post-M.D. Training
By
Rank**

Faculty of Medicine Providing Post-M.D. Training		Residents						Fellows	Total	
		R-1	R-2	R-3	R-4	R-5	R-6	Sub-Total	Fellow	
Université Laval	CC/PR	1	1		1			3		3
	Visa Trainees									
	TOTAL	1	1		1			3		3
Université de Sherbrooke	CC/PR	1		2	1			4		4
	Visa Trainees									
	TOTAL	1		2	1			4		4
Université de Montréal	CC/PR		1	1		2		4		4
	Visa Trainees									
	TOTAL		1	1		2		4		4
McGill University	CC/PR		1	1				2		2
	Visa Trainees					1	1	2	1	3
	TOTAL		1	1		1	1	4	1	5
McMaster University	CC/PR	1	2					3		3
	Visa Trainees				1	1		2		2
	TOTAL	1	2		1	1		5		5
University of British Columbia	CC/PR		1	1				2		2
	Visa Trainees				1	1		2		2
	TOTAL		1	1	1	1		4		4
Grand Total	CC/PR	3	6	5	2	2		18		18
	Visa Trainees				2	3	1	6	1	7
	TOTAL	3	6	5	4	5	1	24	1	25

Table 2
MEDICAL BIOCHEMISTRY
2009-10 Post-M.D. Trainees
(Regular Ministry Funded vs All Other Funding)
Faculty of Medicine Providing Post-M.D. Training
By Rank

Faculty of Medicine Providing Post-M.D. Training		Residents						Fellows	Total	
		R-1	R-2	R-3	R-4	R-5	R-6	Sub-Total	Fellow	
Université Laval	Regular Ministry Funded	1	1		1			3		3
	Non-Ministry Funded									
	TOTAL	1	1		1			3		3
Université de Sherbrooke	Regular Ministry Funded	1		2	1			4		4
	Non-Ministry Funded									
	TOTAL	1		2	1			4		4
Université de Montréal	Regular Ministry Funded		1	1		2		4		4
	Non-Ministry Funded									
	TOTAL		1	1		2		4		4
McGill University	Regular Ministry Funded		1	1				2		2
	Non-Ministry Funded					1	1	2	1	3
	TOTAL		1	1		1	1	4	1	5
McMaster University	Regular Ministry Funded	1	2					3		3
	Non-Ministry Funded				1	1		2		2
	TOTAL	1	2		1	1		5		5
University of British Columbia	Regular Ministry Funded		1	1				2		2
	Non-Ministry Funded				1	1		2		2
	TOTAL		1	1	1	1		4		4
Grand Total	Regular Ministry Funded	3	6	5	2	2		18		18
	Non-Ministry Funded				2	3	1	6	1	7
	TOTAL	3	6	5	4	5	1	24	1	25

**Table 1
MEDICAL MICROBIOLOGY
2009-10 Post-M.D. Trainees
(Canadian Citizens/Permanent Residents vs Visa Trainees)
Faculty of Medicine Providing Post-M.D. Training
By
Rank**

Faculty of Medicine Providing Post-M.D. Training		Residents								Fellows	Total
		R-1	R-2	R-3	R-4	R-5	R-6	R-7	Sub-Total	Fellow	
Université Laval	CC/PR	2	2	4	1	2		1	12		12
	Visa Trainees										
	TOTAL	2	2	4	1	2		1	12		12
Université de Sherbrooke	CC/PR	3	1	3	2	2	2		13		13
	Visa Trainees										
	TOTAL	3	1	3	2	2	2		13		13
Université de Montréal	CC/PR	2	3	3	1	3	1		13		13
	Visa Trainees										
	TOTAL	2	3	3	1	3	1		13		13
McGill University	CC/PR				3	1			4		4
	Visa Trainees						1		1		1
	TOTAL				3	1	1		5		5
University of Ottawa	CC/PR			2					2		2
	Visa Trainees										
	TOTAL			2					2		2
University of Toronto	CC/PR		2						2	2	4
	Visa Trainees										
	TOTAL		2						2	2	4
McMaster University	CC/PR				1				1	1	2
	Visa Trainees		2						2		2
	TOTAL		2		1				3	1	4
University of Western Ontario	CC/PR			1					1		1
	Visa Trainees										
	TOTAL			1					1		1
University of Manitoba	CC/PR						1		1		1
	Visa Trainees										
	TOTAL						1		1		1
University of Alberta	CC/PR	1	3		1	1			6		6
	Visa Trainees										
	TOTAL	1	3		1	1			6		6
University of British Columbia	CC/PR	2		1	1	1		1	6		6
	Visa Trainees										
	TOTAL	2		1	1	1		1	6		6
Grand Total	CC/PR	10	11	14	10	10	4	2	61	3	64
	Visa Trainees		2				1		3		3
	TOTAL	10	13	14	10	10	5	2	64	3	67

**Table 2
MEDICAL MICROBIOLOGY
2009-10 Post-M.D. Trainees
(Regular Ministry Funded vs All Other Funding)
Faculty of Medicine Providing Post-M.D. Training
By
Rank**

Faculty of Medicine Providing Post-M.D. Training		Residents								Fellows	Total
		R-1	R-2	R-3	R-4	R-5	R-6	R-7	Sub-Total	Fellow	
Université Laval	Regular Ministry Funded	2	2	4	1	2		1	12		12
	Non-Ministry Funded										
	TOTAL	2	2	4	1	2		1	12		12
Université de Sherbrooke	Regular Ministry Funded	3	1	3	2	2	2		13		13
	Non-Ministry Funded										
	TOTAL	3	1	3	2	2	2		13		13
Université de Montréal	Regular Ministry Funded	2	3	3	1	3	1		13		13
	Non-Ministry Funded										
	TOTAL	2	3	3	1	3	1		13		13
McGill University	Regular Ministry Funded				3	1	1		5		5
	Non-Ministry Funded										
	TOTAL				3	1	1		5		5
University of Ottawa	Regular Ministry Funded			2					2		2
	Non-Ministry Funded										
	TOTAL			2					2		2
University of Toronto	Regular Ministry Funded		2						2		2
	Non-Ministry Funded									2	2
	TOTAL		2						2	2	4
McMaster University	Regular Ministry Funded				1				1		1
	Non-Ministry Funded		2						2	1	3
	TOTAL		2		1				3	1	4
University of Western Ontario	Regular Ministry Funded			1					1		1
	Non-Ministry Funded										
	TOTAL			1					1		1
University of Manitoba	Regular Ministry Funded						1		1		1
	Non-Ministry Funded										
	TOTAL						1		1		1
University of Alberta	Regular Ministry Funded	1	3		1	1			6		6
	Non-Ministry Funded										
	TOTAL	1	3		1	1			6		6
University of British Columbia	Regular Ministry Funded	2		1	1	1		1	6		6
	Non-Ministry Funded										
	TOTAL	2		1	1	1		1	6		6
Grand Total	Regular Ministry Funded	10	11	14	10	10	5	2	62		62
	Non-Ministry Funded		2						2	3	5
	TOTAL	10	13	14	10	10	5	2	64	3	67

**Table 1
 NEUROPATHOLOGY
 2009-10 Post-M.D. Trainees
 (Canadian Citizens/Permanent Residents vs Visa Trainees)
 Faculty of Medicine Providing Post-M.D. Training
 By
 Rank**

Faculty of Medicine Providing Post-M.D. Training		Residents				Total
		R-1	R-2	R-6	R-7	
Université de Montréal	CC/PR	1				1
	Visa Trainees					
	TOTAL	1				1
University of Toronto	CC/PR					
	Visa Trainees	2				2
	TOTAL	2				2
University of Western Ontario	CC/PR	1				1
	Visa Trainees	1	1			2
	TOTAL	2	1			3
University of British Columbia	CC/PR	1	1			2
	Visa Trainees			1	2	3
	TOTAL	1	1	1	2	5
Grand Total	CC/PR	3	1			4
	Visa Trainees	3	1	1	2	7
	TOTAL	6	2	1	2	11

**Table 2
 NEUROPATHOLOGY
 2009-10 Post-M.D. Trainees
 (Regular Ministry Funded vs All Other Funding)
 Faculty of Medicine Providing Post-M.D. Training
 By
 Rank**

Faculty of Medicine Providing Post-M.D. Training		Residents				Total
		R-1	R-2	R-6	R-7	
Université de Montréal	Regular Ministry Funded	1				1
	Non-Ministry Funded					
	TOTAL	1				1
University of Toronto	Regular Ministry Funded					
	Non-Ministry Funded	2				2
	TOTAL	2				2
University of Western Ontario	Regular Ministry Funded	1				1
	Non-Ministry Funded	1	1			2
	TOTAL	2	1			3
University of British Columbia	Regular Ministry Funded	1	1			2
	Non-Ministry Funded			1	2	3
	TOTAL	1	1	1	2	5
Grand Total	Regular Ministry Funded	3	1			4
	Non-Ministry Funded	3	1	1	2	7
	TOTAL	6	2	1	2	11

**Table 1
CARDIAC SURGERY
2009-10 Post-M.D. Trainees
(Canadian Citizens/Permanent Residents vs Visa Trainees)
Faculty of Medicine Providing Post-M.D. Training
By
Rank**

Faculty of Medicine Providing Post-M.D. Training		Residents							Fellows	Total	
		R-1	R-2	R-3	R-4	R-5	R-6	R-7	Sub-Total	Fellow	
Dalhousie University	CC/PR	1			1		1		3		3
	Visa Trainees	1							1		1
	TOTAL	2			1		1		4		4
Université Laval	CC/PR									3	3
	Visa Trainees									3	3
	TOTAL									3	3
Université de Montréal	CC/PR	1	1	2	1		1		6	1	7
	Visa Trainees									3	3
	TOTAL	1	1	2	1		1		6	4	10
McGill University	CC/PR				1	1	2		4		4
	Visa Trainees			1	1	1	1		4		4
	TOTAL			1	2	2	3		8		8
University of Ottawa	CC/PR	1				1	1		3	1	4
	Visa Trainees	1		1					2	2	4
	TOTAL	2		1		1	1		5	3	8
University of Toronto	CC/PR	1	1	1	1	2	2		8	3	11
	Visa Trainees		1		1				2	15	17
	TOTAL	1	2	1	2	2	2		10	18	28
McMaster University	CC/PR						1		1		1
	Visa Trainees		1						1		1
	TOTAL		1				1		2		2
University of Western Ontario	CC/PR	1	1	1	1	1	1		6		6
	Visa Trainees									1	1
	TOTAL	1	1	1	1	1	1		6	1	7
University of Manitoba	CC/PR	2		1	1				4		4
	Visa Trainees										
	TOTAL	2		1	1				4		4
University of Saskatchewan	CC/PR										
	Visa Trainees									1	1
	TOTAL									1	1
University of Alberta	CC/PR			1	1	1	1	1	5	2	7
	Visa Trainees	1			1	1	1		4	5	9
	TOTAL	1		1	2	2	2	1	9	7	16
University of Calgary	CC/PR		1	2					3		3
	Visa Trainees										
	TOTAL		1	2					3		3
University of British Columbia	CC/PR	1		2					3	1	4
	Visa Trainees	1					1		2	1	3
	TOTAL	2		2			1		5	2	7
Grand Total	CC/PR	8	4	10	7	6	10	1	46	8	54
	Visa Trainees	4	2	2	3	2	3		16	31	47
	TOTAL	12	6	12	10	8	13	1	62	39	101

**Table 2
CARDIAC SURGERY
2009-10 Post-M.D. Trainees
(Regular Ministry Funded vs All Other Funding)
Faculty of Medicine Providing Post-M.D. Training
By
Rank**

Faculty of Medicine Providing Post-M.D. Training		Residents							Fellows	Total	
		R-1	R-2	R-3	R-4	R-5	R-6	R-7	Sub-Total	Fellow	
Dalhousie University	Regular Ministry Funded	1			1		1		3		3
	Non-Ministry Funded	1							1		1
	TOTAL	2			1		1		4		4
Université Laval	Regular Ministry Funded									3	3
	Non-Ministry Funded										
	TOTAL									3	3
Université de Montréal	Regular Ministry Funded	1	1	2	1		1		6		6
	Non-Ministry Funded									4	4
	TOTAL	1	1	2	1		1		6	4	10
McGill University	Regular Ministry Funded				1	1			2		2
	Non-Ministry Funded			1	1	1	3		6		6
	TOTAL			1	2	2	3		8		8
University of Ottawa	Regular Ministry Funded	1				1	1		3		3
	Non-Ministry Funded	1		1					2	3	5
	TOTAL	2		1		1	1		5	3	8
University of Toronto	Regular Ministry Funded	1	1	1	1	2	1		7		7
	Non-Ministry Funded		1		1		1		3	18	21
	TOTAL	1	2	1	2	2	2		10	18	28
McMaster University	Regular Ministry Funded								1		1
	Non-Ministry Funded		1						1		1
	TOTAL		1						2		2
University of Western Ontario	Regular Ministry Funded	1	1	1	1	1	1		6		6
	Non-Ministry Funded									1	1
	TOTAL	1	1	1	1	1	1		6	1	7
University of Manitoba	Regular Ministry Funded	2			1				3		3
	Non-Ministry Funded			1					1		1
	TOTAL	2		1	1				4		4
University of Saskatchewan	Regular Ministry Funded										
	Non-Ministry Funded									1	1
	TOTAL									1	1
University of Alberta	Regular Ministry Funded			1	1	1	1		4		4
	Non-Ministry Funded	1			1	1	1	1	5	7	12
	TOTAL	1		1	2	2	2	1	9	7	16
University of Calgary	Regular Ministry Funded		1	2					3		3
	Non-Ministry Funded										
	TOTAL		1	2					3		3
University of British Columbia	Regular Ministry Funded	1		2					3		3
	Non-Ministry Funded	1					1		2	2	4
	TOTAL	2		2			1		5	2	7
Grand Total	Regular Ministry Funded	8	4	9	7	6	7		41		41
	Non-Ministry Funded	4	2	3	3	2	6	1	21	39	60
	TOTAL	12	6	12	10	8	13	1	62	39	101

Table 1
GENERAL SURGERY
2009-10 Post-M.D. Trainees
(Canadian Citizens/Permanent Residents vs Visa Trainees)
Faculty of Medicine Providing Post-M.D. Training
By Rank

Faculty of Medicine Providing Post-M.D. Training		Residents								Fellows	Total
		R-1	R-2	R-3	R-4	R-5	R-6	R-7	Sub-Total	Fellow	
Memorial University	CC/PR	2	3	2	2	4	5		18		18
	Visa Trainees	2			1				3		3
	TOTAL	4	3	2	3	4	5		21		21
Dalhousie University	CC/PR	5	7	9	4	6			31	3	34
	Visa Trainees									1	1
	TOTAL	5	7	9	4	6			31	4	35
Université Laval	CC/PR	8	9	8	3	5			33		33
	Visa Trainees										
	TOTAL	8	9	8	3	5			33		33
Université de Sherbrooke	CC/PR	6	6	6	4	3			25		25
	Visa Trainees									1	1
	TOTAL	6	6	6	4	3			25	1	26
Université de Montréal	CC/PR	10	11	8	7	7	1		44		44
	Visa Trainees		1						1	1	2
	TOTAL	10	12	8	7	7	1		45	1	46
McGill University	CC/PR	22	8	9	4	4			47		47
	Visa Trainees	19	9	1	4	4	1		38	2	40
	TOTAL	41	17	10	8	8	1		85	2	87
University of Ottawa	CC/PR	7	5	8	5	5			30	3	33
	Visa Trainees	1				1			2	2	4
	TOTAL	8	5	8	5	6			32	5	37
Queen's University	CC/PR	3	4	4	3	3			17		17
	Visa Trainees										
	TOTAL	3	4	4	3	3			17		17
University of Toronto	CC/PR	16	13	28	26	15			98	5	103
	Visa Trainees		1			2			3	13	16
	TOTAL	16	14	28	26	17			101	18	119
McMaster University	CC/PR	8	8	7	10	8			41	6	47
	Visa Trainees			1					1	8	9
	TOTAL	8	8	8	10	8			42	14	56
University of Western Ontario	CC/PR	7	6	8	5	4			30		30
	Visa Trainees									2	2
	TOTAL	7	6	8	5	4			30	2	32
Northern Ontario School of Medicine	CC/PR	3							3		3
	Visa Trainees										
	TOTAL	3							3		3
University of Manitoba	CC/PR	4	4	3	2	1			14		14
	Visa Trainees	1	1	2	1	3			8		8
	TOTAL	5	5	5	3	4			22		22

(cont.)

**Table 1
GENERAL SURGERY
2009-10 Post-M.D. Trainees
(Canadian Citizens/Permanent Residents vs Visa Trainees)
Faculty of Medicine Providing Post-M.D. Training
By
Rank**

Faculty of Medicine Providing Post-M.D. Training		Residents								Fellows	Total
		R-1	R-2	R-3	R-4	R-5	R-6	R-7	Sub-Total	Fellow	
University of Saskatchewan	CC/PR	8	6	7	5	3			29		29
	Visa Trainees										
	TOTAL	8	6	7	5	3			29		29
University of Alberta	CC/PR	10	10	11	8	5		1	45		45
	Visa Trainees			2	1	1	1		5	4	9
	TOTAL	10	10	13	9	6	1	1	50	4	54
University of Calgary	CC/PR	6	5	5	6	4			26		26
	Visa Trainees		1	1					2	1	3
	TOTAL	6	6	6	6	4			28	1	29
University of British Columbia	CC/PR	10	8	8	8	7	7		48	2	50
	Visa Trainees									2	2
	TOTAL	10	8	8	8	7	7		48	4	52
Grand Total	CC/PR	135	113	131	102	84	13	1	579	19	598
	Visa Trainees	23	13	7	7	11	2		63	37	100
	TOTAL	158	126	138	109	95	15	1	642	56	698

Table 2
GENERAL SURGERY
2009-10 Post-M.D. Trainees
(Regular Ministry Funded vs All Other Funding)
Faculty of Medicine Providing Post-M.D. Training
By Rank

Faculty of Medicine Providing Post-M.D. Training		Residents							Fellows	Total	
		R-1	R-2	R-3	R-4	R-5	R-6	R-7	Sub-Total	Fellow	
Memorial University	Regular Ministry Funded	4	3	2	3	4	5		21		21
	Non-Ministry Funded										
	TOTAL	4	3	2	3	4	5		21		21
Dalhousie University	Regular Ministry Funded	5	7	4	4	5			25		25
	Non-Ministry Funded			5		1			6	4	10
	TOTAL	5	7	9	4	6			31	4	35
Université Laval	Regular Ministry Funded	8	9	8	3	5			33		33
	Non-Ministry Funded										
	TOTAL	8	9	8	3	5			33		33
Université de Sherbrooke	Regular Ministry Funded	6	6	6	4	3			25		25
	Non-Ministry Funded									1	1
	TOTAL	6	6	6	4	3			25	1	26
Université de Montréal	Regular Ministry Funded	10	12	8	7	7	1		45		45
	Non-Ministry Funded									1	1
	TOTAL	10	12	8	7	7	1		45	1	46
McGill University	Regular Ministry Funded	23	9	5	2	4			43		43
	Non-Ministry Funded	18	8	5	6	4	1		42	2	44
	TOTAL	41	17	10	8	8	1		85	2	87
University of Ottawa	Regular Ministry Funded	8	5	8	5	5			31		31
	Non-Ministry Funded					1			1	5	6
	TOTAL	8	5	8	5	6			32	5	37
Queen's University	Regular Ministry Funded	3	4	4	3	3			17		17
	Non-Ministry Funded										
	TOTAL	3	4	4	3	3			17		17
University of Toronto	Regular Ministry Funded	16	13	19	16	15			79		79
	Non-Ministry Funded		1	9	10	2			22	18	40
	TOTAL	16	14	28	26	17			101	18	119
McMaster University	Regular Ministry Funded	8	8	7	10	8			41		41
	Non-Ministry Funded			1					1	14	15
	TOTAL	8	8	8	10	8			42	14	56
University of Western Ontario	Regular Ministry Funded	7	6	8	5	4			30		30
	Non-Ministry Funded									2	2
	TOTAL	7	6	8	5	4			30	2	32
Northern Ontario School of Medicine	Regular Ministry Funded	3							3		3
	Non-Ministry Funded										
	TOTAL	3							3		3

(cont.)

**Table 2
GENERAL SURGERY
2009-10 Post-M.D. Trainees
(Regular Ministry Funded vs All Other Funding)
Faculty of Medicine Providing Post-M.D. Training
By
Rank**

Faculty of Medicine Providing Post-M.D. Training		Residents								Fellows	Total
		R-1	R-2	R-3	R-4	R-5	R-6	R-7	Sub-Total	Fellow	
University of Manitoba	Regular Ministry Funded	4	3	3	2	1			13		13
	Non-Ministry Funded	1	2	2	1	3			9		9
	TOTAL	5	5	5	3	4			22		22
University of Saskatchewan	Regular Ministry Funded	8	5	5	4	3			25		25
	Non-Ministry Funded		1	2	1				4		4
	TOTAL	8	6	7	5	3			29		29
University of Alberta	Regular Ministry Funded	9	10	10	8	5		1	43		43
	Non-Ministry Funded	1		3	1	1	1		7	4	11
	TOTAL	10	10	13	9	6	1	1	50	4	54
University of Calgary	Regular Ministry Funded	6	5	5	6	4			26		26
	Non-Ministry Funded		1	1					2	1	3
	TOTAL	6	6	6	6	4			28	1	29
University of British Columbia	Regular Ministry Funded	9	8	8	8	7	7		47		47
	Non-Ministry Funded	1							1	4	5
	TOTAL	10	8	8	8	7	7		48	4	52
Grand Total	Regular Ministry Funded	137	113	110	90	83	13	1	547		547
	Non-Ministry Funded	21	13	28	19	12	2		95	56	151
	TOTAL	158	126	138	109	95	15	1	642	56	698

Table 1
NEUROSURGERY
2009-10 Post-M.D. Trainees
(Canadian Citizens/Permanent Residents vs Visa Trainees)
Faculty of Medicine Providing Post-M.D. Training
By Rank

Faculty of Medicine Providing Post-M.D. Training		Residents								Fellows	Total
		R-1	R-2	R-3	R-4	R-5	R-6	R-7	Sub-Total	Fellow	
Dalhousie University	CC/PR	1	1	1	2		2		7		7
	Visa Trainees					1			1		1
	TOTAL	1	1	1	2	1	2		8		8
Université Laval	CC/PR	1	1		1		1		4		4
	Visa Trainees										
	TOTAL	1	1		1		1		4		4
Université de Sherbrooke	CC/PR	1		1		1	1		4		4
	Visa Trainees										
	TOTAL	1		1		1	1		4		4
Université de Montréal	CC/PR	1	2	1			1		5		5
	Visa Trainees									3	3
	TOTAL	1	2	1			1		5	3	8
McGill University	CC/PR		1	1		2	1		5		5
	Visa Trainees		3		3	1	2		9	1	10
	TOTAL		4	1	3	3	3		14	1	15
University of Ottawa	CC/PR	2	2	1		2	1		8		8
	Visa Trainees	1	1	1	1	3			7	1	8
	TOTAL	3	3	2	1	5	1		15	1	16
University of Toronto	CC/PR	5	5	5	2	5	1		23	3	26
	Visa Trainees			1			2		3	20	23
	TOTAL	5	5	6	2	5	3		26	23	49
McMaster University	CC/PR	1	1	1		1	1		5	1	6
	Visa Trainees		1	2	1				4	1	5
	TOTAL	1	2	3	1	1	1		9	2	11
University of Western Ontario	CC/PR	2	2	3	2	1	1		11	2	13
	Visa Trainees									3	3
	TOTAL	2	2	3	2	1	1		11	5	16
University of Manitoba	CC/PR	2	2		2		1	1	8		8
	Visa Trainees										
	TOTAL	2	2		2		1	1	8		8
University of Saskatchewan	CC/PR	1	2	1		1	2		7		7
	Visa Trainees										
	TOTAL	1	2	1		1	2		7		7
University of Alberta	CC/PR	1	1	2	1	1	2		8		8
	Visa Trainees					1	1		2		2
	TOTAL	1	1	2	1	2	3		10		10
University of Calgary	CC/PR	2	2	1	2	3	2		12	2	14
	Visa Trainees				1	1			2	2	4
	TOTAL	2	2	1	3	4	2		14	4	18
University of British Columbia	CC/PR	2	1	1	1	1	3		9		9
	Visa Trainees	1							1	4	5
	TOTAL	3	1	1	1	1	3		10	4	14
Grand Total	CC/PR	22	23	19	13	18	20	1	116	8	124
	Visa Trainees	2	5	4	6	7	5		29	35	64
	TOTAL	24	28	23	19	25	25	1	145	43	188

**Table 2
NEUROSURGERY
2009-10 Post-M.D. Trainees
(Regular Ministry Funded vs All Other Funding)
Faculty of Medicine Providing Post-M.D. Training
By
Rank**

Faculty of Medicine Providing Post-M.D. Training		Residents							Fellows	Total	
		R-1	R-2	R-3	R-4	R-5	R-6	R-7	Sub-Total	Fellow	
Dalhousie University	Regular Ministry Funded	1	1	1	1		2		6		6
	Non-Ministry Funded				1	1			2		2
	TOTAL	1	1	1	2	1	2		8		8
Université Laval	Regular Ministry Funded	1	1		1		1		4		4
	Non-Ministry Funded										
	TOTAL	1	1		1		1		4		4
Université de Sherbrooke	Regular Ministry Funded	1		1		1	1		4		4
	Non-Ministry Funded										
	TOTAL	1		1		1	1		4		4
Université de Montréal	Regular Ministry Funded	1	2	1			1		5		5
	Non-Ministry Funded									3	3
	TOTAL	1	2	1			1		5	3	8
McGill University	Regular Ministry Funded		1	1		1	1		4		4
	Non-Ministry Funded		3		3	2	2		10	1	11
	TOTAL		4	1	3	3	3		14	1	15
University of Ottawa	Regular Ministry Funded	2	2	1		2	1		8		8
	Non-Ministry Funded	1	1	1	1	3			7	1	8
	TOTAL	3	3	2	1	5	1		15	1	16
University of Toronto	Regular Ministry Funded	5	5	5	2	5	1		23		23
	Non-Ministry Funded			1			2		3	23	26
	TOTAL	5	5	6	2	5	3		26	23	49
McMaster University	Regular Ministry Funded	1	1	1		1	1		5		5
	Non-Ministry Funded		1	2	1				4	2	6
	TOTAL	1	2	3	1	1	1		9	2	11
University of Western Ontario	Regular Ministry Funded	2	2	3	2	1	1		11		11
	Non-Ministry Funded									5	5
	TOTAL	2	2	3	2	1	1		11	5	16
University of Manitoba	Regular Ministry Funded	2	2		2		1		7		7
	Non-Ministry Funded							1	1		1
	TOTAL	2	2		2		1	1	8		8
University of Saskatchewan	Regular Ministry Funded	1	2	1		1	2		7		7
	Non-Ministry Funded										
	TOTAL	1	2	1		1	2		7		7
University of Alberta	Regular Ministry Funded	1	1	1	1	1	1		6		6
	Non-Ministry Funded			1		1	2		4		4
	TOTAL	1	1	2	1	2	3		10		10
University of Calgary	Regular Ministry Funded	2	2	1	1	3	2		11		11
	Non-Ministry Funded				2	1			3	4	7
	TOTAL	2	2	1	3	4	2		14	4	18
University of British Columbia	Regular Ministry Funded	2	1	1	1	1	3		9		9
	Non-Ministry Funded	1							1	4	5
	TOTAL	3	1	1	1	1	3		10	4	14
Grand Total	Regular Ministry Funded	22	23	18	11	17	19		110		110
	Non-Ministry Funded	2	5	5	8	8	6	1	35	43	78
	TOTAL	24	28	23	19	25	25	1	145	43	188

**Table 1
OBSTETRICS AND GYNECOLOGY
2009-10 Post-M.D. Trainees
(Canadian Citizens/Permanent Residents vs Visa Trainees)
Faculty of Medicine Providing Post-M.D. Training
By
Rank**

Faculty of Medicine Providing Post-M.D. Training		Residents						Fellows	Total	
		R-1	R-2	R-3	R-4	R-5	R-6	Sub-Total	Fellow	
Memorial University	CC/PR	4	4	3	3	2		16		16
	Visa Trainees			1				1		1
	TOTAL	4	4	4	3	2		17		17
Dalhousie University	CC/PR	5	6	3	5	4		23	1	24
	Visa Trainees									
	TOTAL	5	6	3	5	4		23	1	24
Université Laval	CC/PR	7	5	7	4	4		27		27
	Visa Trainees									
	TOTAL	7	5	7	4	4		27		27
Université de Sherbrooke	CC/PR	5	5	4	6	3		23		23
	Visa Trainees									
	TOTAL	5	5	4	6	3		23		23
Université de Montréal	CC/PR	7	7	8	5	8		35		35
	Visa Trainees		1					1		1
	TOTAL	7	8	8	5	8		36		36
McGill University	CC/PR	5	4	4	3	2		18		18
	Visa Trainees	5	7	1	4	2		19	2	21
	TOTAL	10	11	5	7	4		37	2	39
University of Ottawa	CC/PR	8	8	4	2	4		26		26
	Visa Trainees			1		1		2	1	3
	TOTAL	8	8	5	2	5		28	1	29
Queen's University	CC/PR	3	3	3	2	3		14		14
	Visa Trainees									
	TOTAL	3	3	3	2	3		14		14
University of Toronto	CC/PR	11	11	10	10	10		52	10	62
	Visa Trainees								6	6
	TOTAL	11	11	10	10	10		52	16	68
McMaster University	CC/PR	7	5	7	5	4		28	1	29
	Visa Trainees					1		1	1	2
	TOTAL	7	5	7	5	5		29	2	31
University of Western Ontario	CC/PR	7	6	6	5	5		29		29
	Visa Trainees						1	1		1
	TOTAL	7	6	6	5	5	1	30		30
University of Manitoba	CC/PR	6	5	3	6	3		23		23
	Visa Trainees		2	2	3	2	1	10		10
	TOTAL	6	7	5	9	5	1	33		33

(cont.)

**Table 1
 OBSTETRICS AND GYNECOLOGY
 2009-10 Post-M.D. Trainees
 (Canadian Citizens/Permanent Residents vs Visa Trainees)
 Faculty of Medicine Providing Post-M.D. Training
 By
 Rank**

Faculty of Medicine Providing Post-M.D. Training		Residents						Fellows	Total	
		R-1	R-2	R-3	R-4	R-5	R-6	Sub-Total	Fellow	
University of Saskatchewan	CC/PR	6	4	6	2	3		21		21
	Visa Trainees									
	TOTAL	6	4	6	2	3		21		21
University of Alberta	CC/PR	7	5	5	5	5		27	1	28
	Visa Trainees									
	TOTAL	7	5	5	5	5		27	1	28
University of Calgary	CC/PR	7	5	5	4	5		26	2	28
	Visa Trainees									
	TOTAL	7	5	5	4	5		26	2	28
University of British Columbia	CC/PR	10	7	8	4	8		37		37
	Visa Trainees								1	1
	TOTAL	10	7	8	4	8		37	1	38
Grand Total	CC/PR	105	90	86	71	73		425	15	440
	Visa Trainees	5	10	5	7	6	2	35	11	46
	TOTAL	110	100	91	78	79	2	460	26	486

Table 2
OBSTETRICS AND GYNECOLOGY
2009-10 Post-M.D. Trainees
(Regular Ministry Funded vs All Other Funding)
Faculty of Medicine Providing Post-M.D. Training
By
Rank

Faculty of Medicine Providing Post-M.D. Training		Residents						Fellows	Total	
		R-1	R-2	R-3	R-4	R-5	R-6	Sub-Total	Fellow	
Memorial University	Regular Ministry Funded	4	4	4	3	2		17		17
	Non-Ministry Funded									
	TOTAL	4	4	4	3	2		17		17
Dalhousie University	Regular Ministry Funded	5	6	3	5	4		23		23
	Non-Ministry Funded								1	1
	TOTAL	5	6	3	5	4		23	1	24
Université Laval	Regular Ministry Funded	7	5	7	4	4		27		27
	Non-Ministry Funded									
	TOTAL	7	5	7	4	4		27		27
Université de Sherbrooke	Regular Ministry Funded	5	5	4	6	3		23		23
	Non-Ministry Funded									
	TOTAL	5	5	4	6	3		23		23
Université de Montréal	Regular Ministry Funded	7	8	8	5	8		36		36
	Non-Ministry Funded									
	TOTAL	7	8	8	5	8		36		36
McGill University	Regular Ministry Funded	5	4	4	3	2		18		18
	Non-Ministry Funded	5	7	1	4	2		19	2	21
	TOTAL	10	11	5	7	4		37	2	39
University of Ottawa	Regular Ministry Funded	8	8	4	2	4		26		26
	Non-Ministry Funded			1		1		2	1	3
	TOTAL	8	8	5	2	5		28	1	29
Queen's University	Regular Ministry Funded	3	3	3	2	3		14		14
	Non-Ministry Funded									
	TOTAL	3	3	3	2	3		14		14
University of Toronto	Regular Ministry Funded	11	11	10	10	10		52		52
	Non-Ministry Funded								16	16
	TOTAL	11	11	10	10	10		52	16	68
McMaster University	Regular Ministry Funded	7	5	7	5	4		28		28
	Non-Ministry Funded					1		1	2	3
	TOTAL	7	5	7	5	5		29	2	31
University of Western Ontario	Regular Ministry Funded	7	6	6	5	5		29		29
	Non-Ministry Funded						1	1		1
	TOTAL	7	6	6	5	5	1	30		30
University of Manitoba	Regular Ministry Funded	5	5	3	6	2		21		21
	Non-Ministry Funded	1	2	2	3	3	1	12		12
	TOTAL	6	7	5	9	5	1	33		33
University of Saskatchewan	Regular Ministry Funded	6	3	5	2	3		19		19
	Non-Ministry Funded		1	1				2		2
	TOTAL	6	4	6	2	3		21		21

(cont.)

Table 2
OBSTETRICS AND GYNECOLOGY
2009-10 Post-M.D. Trainees
(Regular Ministry Funded vs All Other Funding)
Faculty of Medicine Providing Post-M.D. Training
By
Rank

Faculty of Medicine Providing Post-M.D. Training		Residents							Fellows	Total
		R-1	R-2	R-3	R-4	R-5	R-6	Sub-Total	Fellow	
University of Alberta	Regular Ministry Funded	7	5	5	5	5		27		27
	Non-Ministry Funded								1	1
	TOTAL	7	5	5	5	5		27	1	28
University of Calgary	Regular Ministry Funded	7	5	5	4	5		26		26
	Non-Ministry Funded								2	2
	TOTAL	7	5	5	4	5		26	2	28
University of British Columbia	Regular Ministry Funded	10	7	8	4	8		37		37
	Non-Ministry Funded								1	1
	TOTAL	10	7	8	4	8		37	1	38
Grand Total	Regular Ministry Funded	104	90	86	71	72		423		423
	Non-Ministry Funded	6	10	5	7	7	2	37	26	63
	TOTAL	110	100	91	78	79	2	460	26	486

**Table 1
OPHTHALMOLOGY
2009-10 Post-M.D. Trainees
(Canadian Citizens/Permanent Residents vs Visa Trainees)
Faculty of Medicine Providing Post-M.D. Training
By
Rank**

Faculty of Medicine Providing Post-M.D. Training		Residents						Fellows	Total	
		R-1	R-2	R-3	R-4	R-5	R-6	Sub-Total	Fellow	
Dalhousie University	CC/PR	2	2	3	3	3		13		13
	Visa Trainees								1	1
	TOTAL	2	2	3	3	3		13	1	14
Université Laval	CC/PR	3	3	3	5	1		15		15
	Visa Trainees									
	TOTAL	3	3	3	5	1		15		15
Université de Sherbrooke	CC/PR	2	2	2	2	2		10		10
	Visa Trainees									
	TOTAL	2	2	2	2	2		10		10
Université de Montréal	CC/PR	5	5	4	6	4	2	26		26
	Visa Trainees								2	2
	TOTAL	5	5	4	6	4	2	26	2	28
McGill University	CC/PR		3	2	3	2		10		10
	Visa Trainees		2	2	3	3		10	2	12
	TOTAL		5	4	6	5		20	2	22
University of Ottawa	CC/PR	3	3	2	4	1		13	1	14
	Visa Trainees			2		1		3	3	6
	TOTAL	3	3	4	4	2		16	4	20
Queen's University	CC/PR	3	2	2	2	2		11		11
	Visa Trainees									
	TOTAL	3	2	2	2	2		11		11
University of Toronto	CC/PR	5	4	6	4	5		24	8	32
	Visa Trainees		1			1		2	22	24
	TOTAL	5	5	6	4	6		26	30	56
McMaster University	CC/PR	1	1	1	1	1		5	1	6
	Visa Trainees								3	3
	TOTAL	1	1	1	1	1		5	4	9
University of Western Ontario	CC/PR	2	2	3	2	3		12		12
	Visa Trainees									
	TOTAL	2	2	3	2	3		12		12
University of Saskatchewan	CC/PR	1	1	1	1	1		5		5
	Visa Trainees									
	TOTAL	1	1	1	1	1		5		5
University of Alberta	CC/PR	2	3	2	2	2		11	2	13
	Visa Trainees								2	2
	TOTAL	2	3	2	2	2		11	4	15

(cont.)

**Table 1
 OPHTHALMOLOGY
 2009-10 Post-M.D. Trainees
 (Canadian Citizens/Permanent Residents vs Visa Trainees)
 Faculty of Medicine Providing Post-M.D. Training
 By
 Rank**

Faculty of Medicine Providing Post-M.D. Training		Residents						Fellows	Total	
		R-1	R-2	R-3	R-4	R-5	R-6	Sub-Total	Fellow	
University of Calgary	CC/PR	1	1	2		1		5	3	8
	Visa Trainees								1	1
	TOTAL	1	1	2		1		5	4	9
University of British Columbia	CC/PR	3	3	4	3	2		15	4	19
	Visa Trainees								7	7
	TOTAL	3	3	4	3	2		15	11	26
Grand Total	CC/PR	33	35	37	38	30	2	175	19	194
	Visa Trainees		3	4	3	5		15	43	58
	TOTAL	33	38	41	41	35	2	190	62	252

Table 2
OPHTHALMOLOGY
2009-10 Post-M.D. Trainees
(Regular Ministry Funded vs All Other Funding)
Faculty of Medicine Providing Post-M.D. Training
By Rank

Faculty of Medicine Providing Post-M.D. Training		Residents						Fellows	Total	
		R-1	R-2	R-3	R-4	R-5	R-6	Sub-Total	Fellow	
Dalhousie University	Regular Ministry Funded	2	2	2	2	3		11		11
	Non-Ministry Funded			1	1			2	1	3
	TOTAL	2	2	3	3	3		13	1	14
Université Laval	Regular Ministry Funded	3	3	3	5	1		15		15
	Non-Ministry Funded									
	TOTAL	3	3	3	5	1		15		15
Université de Sherbrooke	Regular Ministry Funded	2	2	2	2	2		10		10
	Non-Ministry Funded									
	TOTAL	2	2	2	2	2		10		10
Université de Montréal	Regular Ministry Funded	5	5	4	6	4	2	26		26
	Non-Ministry Funded								2	2
	TOTAL	5	5	4	6	4	2	26	2	28
McGill University	Regular Ministry Funded		3	2	3	2		10		10
	Non-Ministry Funded		2	2	3	3		10	2	12
	TOTAL		5	4	6	5		20	2	22
University of Ottawa	Regular Ministry Funded	3	3	2	4	1		13		13
	Non-Ministry Funded			2		1		3	4	7
	TOTAL	3	3	4	4	2		16	4	20
Queen's University	Regular Ministry Funded	3	2	2	2	2		11		11
	Non-Ministry Funded									
	TOTAL	3	2	2	2	2		11		11
University of Toronto	Regular Ministry Funded	5	4	6	4	5		24		24
	Non-Ministry Funded		1			1		2	30	32
	TOTAL	5	5	6	4	6		26	30	56
McMaster University	Regular Ministry Funded	1	1	1	1	1		5		5
	Non-Ministry Funded								4	4
	TOTAL	1	1	1	1	1		5	4	9
University of Western Ontario	Regular Ministry Funded	2	2	3	2	3		12		12
	Non-Ministry Funded									
	TOTAL	2	2	3	2	3		12		12
University of Saskatchewan	Regular Ministry Funded	1	1	1	1	1		5		5
	Non-Ministry Funded									
	TOTAL	1	1	1	1	1		5		5
University of Alberta	Regular Ministry Funded	2	3	2	2	1		10		10
	Non-Ministry Funded					1		1	4	5
	TOTAL	2	3	2	2	2		11	4	15
University of Calgary	Regular Ministry Funded	1	1	2		1		5		5
	Non-Ministry Funded								4	4
	TOTAL	1	1	2		1		5	4	9

(cont.)

Table 2
OPHTHALMOLOGY
2009-10 Post-M.D. Trainees
(Regular Ministry Funded vs All Other Funding)
Faculty of Medicine Providing Post-M.D. Training
By
Rank

Faculty of Medicine Providing Post-M.D. Training		Residents							Fellows	Total
		R-1	R-2	R-3	R-4	R-5	R-6	Sub-Total	Fellow	
University of British Columbia	Regular Ministry Funded	3	3	4	3	2		15		15
	Non-Ministry Funded								11	11
	TOTAL	3	3	4	3	2		15	11	26
Grand Total	Regular Ministry Funded	33	35	36	37	29	2	172		172
	Non-Ministry Funded		3	5	4	6		18	62	80
	TOTAL	33	38	41	41	35	2	190	62	252

Table 1
OTOLARYNGOLOGY - HEAD AND NECK SURGERY
2009-10 Post-M.D. Trainees
(Canadian Citizens/Permanent Residents vs Visa Trainees)
Faculty of Medicine Providing Post-M.D. Training
By Rank

Faculty of Medicine Providing Post-M.D. Training		Residents						Fellows	Total
		R-1	R-2	R-3	R-4	R-5	Sub-Total	Fellow	
Dalhousie University	CC/PR	2	3	2	2	2	11		11
	Visa Trainees			1		1	2	1	3
	TOTAL	2	3	3	2	3	13	1	14
Université Laval	CC/PR	2	2	2	1	2	9		9
	Visa Trainees								
	TOTAL	2	2	2	1	2	9		9
Université de Sherbrooke	CC/PR	1	1	2	2	1	7		7
	Visa Trainees								
	TOTAL	1	1	2	2	1	7		7
Université de Montréal	CC/PR	2	3	2	2	2	11	1	12
	Visa Trainees							1	1
	TOTAL	2	3	2	2	2	11	2	13
McGill University	CC/PR		2	3	1	4	10		10
	Visa Trainees	1	2	1	1	1	6	3	9
	TOTAL	1	4	4	2	5	16	3	19
University of Ottawa	CC/PR	2	2	2	1	1	8	1	9
	Visa Trainees	1			1		2	2	4
	TOTAL	3	2	2	2	1	10	3	13
University of Toronto	CC/PR	6	5	5	6	3	25	4	29
	Visa Trainees							15	15
	TOTAL	6	5	5	6	3	25	19	44
McMaster University	CC/PR	2	2	1	2	1	8		8
	Visa Trainees								
	TOTAL	2	2	1	2	1	8		8
University of Western Ontario	CC/PR	3	4	2	2	2	13	1	14
	Visa Trainees			1	1		2	2	4
	TOTAL	3	4	3	3	2	15	3	18
University of Manitoba	CC/PR	1	2	3	2	1	9		9
	Visa Trainees		1				1	1	2
	TOTAL	1	3	3	2	1	10	1	11
University of Alberta	CC/PR	2	2	3	1	3	11	2	13
	Visa Trainees								
	TOTAL	2	2	3	1	3	11	2	13

(cont.)

Table 1
OTOLARYNGOLOGY - HEAD AND NECK SURGERY
2009-10 Post-M.D. Trainees
(Canadian Citizens/Permanent Residents vs Visa Trainees)
Faculty of Medicine Providing Post-M.D. Training
By
Rank

Faculty of Medicine Providing Post-M.D. Training		Residents						Fellows	Total
		R-1	R-2	R-3	R-4	R-5	Sub-Total	Fellow	
University of Calgary	CC/PR	1	1	1	1	2	6		6
	Visa Trainees								
	TOTAL	1	1	1	1	2	6		6
University of British Columbia	CC/PR	3	3	2	2	2	12		12
	Visa Trainees							3	3
	TOTAL	3	3	2	2	2	12	3	15
Grand Total	CC/PR	27	32	30	25	26	140	9	149
	Visa Trainees	2	3	3	3	2	13	28	41
	TOTAL	29	35	33	28	28	153	37	190

**Table 2
OTOLARYNGOLOGY - HEAD AND NECK SURGERY
2009-10 Post-M.D. Trainees
(Regular Ministry Funded vs All Other Funding)
Faculty of Medicine Providing Post-M.D. Training
By
Rank**

Faculty of Medicine Providing Post-M.D. Training		Residents					Fellows	Total		
		R-1	R-2	R-3	R-4	R-5	Sub-Total	Fellow		
Dalhousie University	Regular Ministry Funded	2	3	2	2	2	11		11	
	Non-Ministry Funded			1			1	2	1	3
	TOTAL	2	3	3	2	3	13	1	14	
Université Laval	Regular Ministry Funded	2	2	2	1	2	9		9	
	Non-Ministry Funded									
	TOTAL	2	2	2	1	2	9		9	
Université de Sherbrooke	Regular Ministry Funded	1	1	2	2	1	7		7	
	Non-Ministry Funded									
	TOTAL	1	1	2	2	1	7		7	
Université de Montréal	Regular Ministry Funded	2	3	2	2	2	11		11	
	Non-Ministry Funded							2	2	
	TOTAL	2	3	2	2	2	11	2	13	
McGill University	Regular Ministry Funded		2	2	1	3	8		8	
	Non-Ministry Funded	1	2	2	1	2	8	3	11	
	TOTAL	1	4	4	2	5	16	3	19	
University of Ottawa	Regular Ministry Funded	3	2	2	1	1	9		9	
	Non-Ministry Funded				1		1	3	4	
	TOTAL	3	2	2	2	1	10	3	13	
University of Toronto	Regular Ministry Funded	5	5	5	6	3	24		24	
	Non-Ministry Funded	1					1	19	20	
	TOTAL	6	5	5	6	3	25	19	44	
McMaster University	Regular Ministry Funded	2	2	1	2	1	8		8	
	Non-Ministry Funded									
	TOTAL	2	2	1	2	1	8		8	
University of Western Ontario	Regular Ministry Funded	3	3	2	2	2	12		12	
	Non-Ministry Funded		1	1	1		3	3	6	
	TOTAL	3	4	3	3	2	15	3	18	

(cont.)

Table 2
OTOLARYNGOLOGY - HEAD AND NECK SURGERY
2009-10 Post-M.D. Trainees
(Regular Ministry Funded vs All Other Funding)
Faculty of Medicine Providing Post-M.D. Training
By
Rank

Faculty of Medicine Providing Post-M.D. Training		Residents					Fellows	Total	
		R-1	R-2	R-3	R-4	R-5	Sub-Total	Fellow	
University of Manitoba	Regular Ministry Funded	1	2	2	2	1	8		8
	Non-Ministry Funded		1	1			2	1	3
	TOTAL	1	3	3	2	1	10	1	11
University of Alberta	Regular Ministry Funded	2	2	3	1	3	11		11
	Non-Ministry Funded							2	2
	TOTAL	2	2	3	1	3	11	2	13
University of Calgary	Regular Ministry Funded	1	1	1	1	2	6		6
	Non-Ministry Funded								
	TOTAL	1	1	1	1	2	6		6
University of British Columbia	Regular Ministry Funded	3	3	2	2	2	12		12
	Non-Ministry Funded							3	3
	TOTAL	3	3	2	2	2	12	3	15
Grand Total	Regular Ministry Funded	27	31	28	25	25	136		136
	Non-Ministry Funded	2	4	5	3	3	17	37	54
	TOTAL	29	35	33	28	28	153	37	190

Table 1
ORTHOPEDIC SURGERY
2009-10 Post-M.D. Trainees
(Canadian Citizens/Permanent Residents vs Visa Trainees)
Faculty of Medicine Providing Post-M.D. Training
By Rank

Faculty of Medicine Providing Post-M.D. Training		Residents						Fellows	Total	
		R-1	R-2	R-3	R-4	R-5	R-6	Sub-Total	Fellow	
Memorial University	CC/PR	3	3	2	3	4		15		15
	Visa Trainees									
	TOTAL	3	3	2	3	4		15		15
Dalhousie University	CC/PR	4	4	5	2	4		19		19
	Visa Trainees				1	1		2	2	4
	TOTAL	4	4	5	3	5		21	2	23
Université Laval	CC/PR	6	3	5	3	3		20		20
	Visa Trainees									
	TOTAL	6	3	5	3	3		20		20
Université de Sherbrooke	CC/PR	5	5	4	3	3		20		20
	Visa Trainees									
	TOTAL	5	5	4	3	3		20		20
Université de Montréal	CC/PR	7	7	4	6	1	1	26		26
	Visa Trainees	1			1			2	3	5
	TOTAL	8	7	4	7	1	1	28	3	31
McGill University	CC/PR	1	4	3	1	2		11	1	12
	Visa Trainees		3	3	4	2		12	2	14
	TOTAL	1	7	6	5	4		23	3	26
University of Ottawa	CC/PR	6	7	5	4	6		28	2	30
	Visa Trainees				3		1	4	5	9
	TOTAL	6	7	5	7	6	1	32	7	39
Queen's University	CC/PR	4	4	2	3	4		17	2	19
	Visa Trainees								2	2
	TOTAL	4	4	2	3	4		17	4	21
University of Toronto	CC/PR	13	14	11	8	11		57	19	76
	Visa Trainees				1	2		3	36	39
	TOTAL	13	14	11	9	13		60	55	115
McMaster University	CC/PR	12	7	7	6	4		36		36
	Visa Trainees		3	6		3		12	7	19
	TOTAL	12	10	13	6	7		48	7	55
University of Western Ontario	CC/PR	7	6	6	3	2		24	4	28
	Visa Trainees					1		1	15	16
	TOTAL	7	6	6	3	3		25	19	44
University of Manitoba	CC/PR	3	4	3	3	3		16	1	17
	Visa Trainees				2		1	3		3
	TOTAL	3	4	3	5	3	1	19	1	20

(cont.)

**Table 1
ORTHOPEDIC SURGERY
2009-10 Post-M.D. Trainees
(Canadian Citizens/Permanent Residents vs Visa Trainees)
Faculty of Medicine Providing Post-M.D. Training
By
Rank**

Faculty of Medicine Providing Post-M.D. Training		Residents						Fellows	Total	
		R-1	R-2	R-3	R-4	R-5	R-6	Sub-Total	Fellow	
University of Saskatchewan	CC/PR	4	4	3	2	4		17		17
	Visa Trainees				1			1		1
	TOTAL	4	4	3	3	4		18		18
University of Alberta	CC/PR	4	3	3	3	4		17		17
	Visa Trainees		1	1	1	1		4	3	7
	TOTAL	4	4	4	4	5		21	3	24
University of Calgary	CC/PR	6	6	6	6	4		28	6	34
	Visa Trainees								8	8
	TOTAL	6	6	6	6	4		28	14	42
University of British Columbia	CC/PR	6	6	6	6	6		30	9	39
	Visa Trainees								11	11
	TOTAL	6	6	6	6	6		30	20	50
Grand Total	CC/PR	91	87	75	62	65	1	381	44	425
	Visa Trainees	1	7	10	14	10	2	44	94	138
	TOTAL	92	94	85	76	75	3	425	138	563

Table 2
ORTHOPEDIC SURGERY
2009-10 Post-M.D. Trainees
(Regular Ministry Funded vs All Other Funding)
Faculty of Medicine Providing Post-M.D. Training
By Rank

Faculty of Medicine Providing Post-M.D. Training		Residents						Fellows	Total	
		R-1	R-2	R-3	R-4	R-5	R-6	Sub-Total	Fellow	
Memorial University	Regular Ministry Funded	3	3	2	3	4		15		15
	Non-Ministry Funded									
	TOTAL	3	3	2	3	4		15		15
Dalhousie University	Regular Ministry Funded	3	3	5	1	4		16		16
	Non-Ministry Funded	1	1		2	1		5	2	7
	TOTAL	4	4	5	3	5		21	2	23
Université Laval	Regular Ministry Funded	6	3	5	3	3		20		20
	Non-Ministry Funded									
	TOTAL	6	3	5	3	3		20		20
Université de Sherbrooke	Regular Ministry Funded	5	5	4	3	3		20		20
	Non-Ministry Funded									
	TOTAL	5	5	4	3	3		20		20
Université de Montréal	Regular Ministry Funded	8	7	4	7	1	1	28		28
	Non-Ministry Funded								3	3
	TOTAL	8	7	4	7	1	1	28	3	31
McGill University	Regular Ministry Funded		3	3	5	2		13		13
	Non-Ministry Funded	1	4	3		2		10	3	13
	TOTAL	1	7	6	5	4		23	3	26
University of Ottawa	Regular Ministry Funded	6	7	5	4	6		28		28
	Non-Ministry Funded				3		1	4	7	11
	TOTAL	6	7	5	7	6	1	32	7	39
Queen's University	Regular Ministry Funded	4	4	2	3	4		17		17
	Non-Ministry Funded								4	4
	TOTAL	4	4	2	3	4		17	4	21
University of Toronto	Regular Ministry Funded	13	14	11	8	12		58		58
	Non-Ministry Funded				1	1		2	55	57
	TOTAL	13	14	11	9	13		60	55	115
McMaster University	Regular Ministry Funded	12	7	7	6	4		36		36
	Non-Ministry Funded		3	6		3		12	7	19
	TOTAL	12	10	13	6	7		48	7	55
University of Western Ontario	Regular Ministry Funded	7	6	6	3	3		25		25
	Non-Ministry Funded								19	19
	TOTAL	7	6	6	3	3		25	19	44
University of Manitoba	Regular Ministry Funded	3	4	3	3	3		16		16
	Non-Ministry Funded				2		1	3	1	4
	TOTAL	3	4	3	5	3	1	19	1	20
University of Saskatchewan	Regular Ministry Funded	4	3	3	1	3		14		14
	Non-Ministry Funded		1		2	1		4		4
	TOTAL	4	4	3	3	4		18		18

(cont.)

Table 2
ORTHOPEDIC SURGERY
2009-10 Post-M.D. Trainees
(Regular Ministry Funded vs All Other Funding)
Faculty of Medicine Providing Post-M.D. Training
By
Rank

Faculty of Medicine Providing Post-M.D. Training		Residents							Fellows	Total
		R-1	R-2	R-3	R-4	R-5	R-6	Sub-Total	Fellow	
University of Alberta	Regular Ministry Funded	4	3	3	3	4		17		17
	Non-Ministry Funded		1	1	1	1		4	3	7
	TOTAL	4	4	4	4	5		21	3	24
University of Calgary	Regular Ministry Funded	6	6	5	6	4		27		27
	Non-Ministry Funded			1				1	14	15
	TOTAL	6	6	6	6	4		28	14	42
University of British Columbia	Regular Ministry Funded	6	6	6	6	6		30		30
	Non-Ministry Funded								20	20
	TOTAL	6	6	6	6	6		30	20	50
Grand Total	Regular Ministry Funded	90	84	74	65	66	1	380		380
	Non-Ministry Funded	2	10	11	11	9	2	45	138	183
	TOTAL	92	94	85	76	75	3	425	138	563

**Table 1
PLASTIC SURGERY
2009-10 Post-M.D. Trainees
(Canadian Citizens/Permanent Residents vs Visa Trainees)
Faculty of Medicine Providing Post-M.D. Training
By
Rank**

Faculty of Medicine Providing Post-M.D. Training		Residents						Fellows	Total
		R-1	R-2	R-3	R-4	R-5	Sub-Total	Fellow	
Dalhousie University	CC/PR	2	2	2	1	5	12		12
	Visa Trainees				1		1		1
	TOTAL	2	2	2	2	5	13		13
Université Laval	CC/PR	2	3				5		5
	Visa Trainees								
	TOTAL	2	3				5		5
Université de Sherbrooke	CC/PR	1	1				2		2
	Visa Trainees								
	TOTAL	1	1				2		2
Université de Montréal	CC/PR	2	2	3	5	7	19	1	20
	Visa Trainees							3	3
	TOTAL	2	2	3	5	7	19	4	23
McGill University	CC/PR			4	1	3	8		8
	Visa Trainees				2	1	3		3
	TOTAL			4	3	4	11		11
University of Toronto	CC/PR	5	5	4	2	1	17	1	18
	Visa Trainees	1	1	1	1	1	5	12	17
	TOTAL	6	6	5	3	2	22	13	35
McMaster University	CC/PR	4	3	3	2	2	14		14
	Visa Trainees							1	1
	TOTAL	4	3	3	2	2	14	1	15
University of Western Ontario	CC/PR	2	2	1	2	3	10	1	11
	Visa Trainees								
	TOTAL	2	2	1	2	3	10	1	11
University of Manitoba	CC/PR	2	2	3	1	1	9		9
	Visa Trainees					1	1		1
	TOTAL	2	2	3	1	2	10		10
University of Alberta	CC/PR	2	2	3	4	1	12		12
	Visa Trainees							1	1
	TOTAL	2	2	3	4	1	12	1	13

(cont.)

**Table 1
 PLASTIC SURGERY
 2009-10 Post-M.D. Trainees
 (Canadian Citizens/Permanent Residents vs Visa Trainees)
 Faculty of Medicine Providing Post-M.D. Training
 By
 Rank**

Faculty of Medicine Providing Post-M.D. Training		Residents						Fellows	Total
		R-1	R-2	R-3	R-4	R-5	Sub-Total	Fellow	
University of Calgary	CC/PR	3	1		1	1	6		6
	Visa Trainees								
	TOTAL	3	1		1	1	6		6
University of British Columbia	CC/PR	3	3	3	3	2	14	2	16
	Visa Trainees							3	3
	TOTAL	3	3	3	3	2	14	5	19
Grand Total	CC/PR	28	26	26	22	26	128	5	133
	Visa Trainees	1	1	1	4	3	10	20	30
	TOTAL	29	27	27	26	29	138	25	163

Table 2
PLASTIC SURGERY
2009-10 Post-M.D. Trainees
(Regular Ministry Funded vs All Other Funding)
Faculty of Medicine Providing Post-M.D. Training
By
Rank

Faculty of Medicine Providing Post-M.D. Training		Residents						Fellows	Total
		R-1	R-2	R-3	R-4	R-5	Sub-Total	Fellow	
Dalhousie University	Regular Ministry Funded	2	2	2	1	3	10		10
	Non-Ministry Funded				1	2	3		3
	TOTAL	2	2	2	2	5	13		13
Université Laval	Regular Ministry Funded	2	3				5		5
	Non-Ministry Funded								
	TOTAL	2	3				5		5
Université de Sherbrooke	Regular Ministry Funded	1	1				2		2
	Non-Ministry Funded								
	TOTAL	1	1				2		2
Université de Montréal	Regular Ministry Funded	2	2	3	5	7	19		19
	Non-Ministry Funded							4	4
	TOTAL	2	2	3	5	7	19	4	23
McGill University	Regular Ministry Funded			4	1	2	7		7
	Non-Ministry Funded				2	2	4		4
	TOTAL			4	3	4	11		11
University of Toronto	Regular Ministry Funded	5	5	4	2	1	17		17
	Non-Ministry Funded	1	1	1	1	1	5	13	18
	TOTAL	6	6	5	3	2	22	13	35
McMaster University	Regular Ministry Funded	4	3	3	2	2	14		14
	Non-Ministry Funded							1	1
	TOTAL	4	3	3	2	2	14	1	15
University of Western Ontario	Regular Ministry Funded	2	2	1	2	3	10		10
	Non-Ministry Funded							1	1
	TOTAL	2	2	1	2	3	10	1	11
University of Manitoba	Regular Ministry Funded	2	2	3	1	1	9		9
	Non-Ministry Funded					1	1		1
	TOTAL	2	2	3	1	2	10		10
University of Alberta	Regular Ministry Funded	2	2	3	3	1	11		11
	Non-Ministry Funded				1		1	1	2
	TOTAL	2	2	3	4	1	12	1	13

(cont.)

**Table 2
 PLASTIC SURGERY
 2009-10 Post-M.D. Trainees
 (Regular Ministry Funded vs All Other Funding)
 Faculty of Medicine Providing Post-M.D. Training
 By
 Rank**

Faculty of Medicine Providing Post-M.D. Training		Residents					Sub-Total	Fellows	Total
		R-1	R-2	R-3	R-4	R-5		Fellow	
University of Calgary	Regular Ministry Funded	3	1		1	1	6		6
	Non-Ministry Funded								
	TOTAL	3	1		1	1	6		6
University of British Columbia	Regular Ministry Funded	3	3	3	3	2	14		14
	Non-Ministry Funded							5	5
	TOTAL	3	3	3	3	2	14	5	19
Grand Total	Regular Ministry Funded	28	26	26	21	23	124		124
	Non-Ministry Funded	1	1	1	5	6	14	25	39
	TOTAL	29	27	27	26	29	138	25	163

Table 1
UROLOGY
2009-10 Post-M.D. Trainees
(Canadian Citizens/Permanent Residents vs Visa Trainees)
Faculty of Medicine Providing Post-M.D. Training
By Rank

Faculty of Medicine Providing Post-M.D. Training		Residents						Fellows	Total	
		R-1	R-2	R-3	R-4	R-5	R-6	Sub-Total	Fellow	
Dalhousie University	CC/PR	3	3	2	2	1		11		11
	Visa Trainees			1				1	1	2
	TOTAL	3	3	3	2	1		12	1	13
Université Laval	CC/PR	2	2	2	3	3		12	1	13
	Visa Trainees									
	TOTAL	2	2	2	3	3		12	1	13
Université de Sherbrooke	CC/PR	1	2	1				4		4
	Visa Trainees									
	TOTAL	1	2	1				4		4
Université de Montréal	CC/PR	2	3	3	2	1		11		11
	Visa Trainees								2	2
	TOTAL	2	3	3	2	1		11	2	13
McGill University	CC/PR			3	4	3		10	1	11
	Visa Trainees			1	1	1		3		3
	TOTAL			4	5	4		13	1	14
University of Ottawa	CC/PR	3	3	3	2	2		13	3	16
	Visa Trainees				2			2		2
	TOTAL	3	3	3	4	2		15	3	18
Queen's University	CC/PR	1	1	1	1	1		5		5
	Visa Trainees									
	TOTAL	1	1	1	1	1		5		5
University of Toronto	CC/PR	5	5	4	4	4		22	12	34
	Visa Trainees								14	14
	TOTAL	5	5	4	4	4		22	26	48
McMaster University	CC/PR	3	3	2	1	2		11	1	12
	Visa Trainees				1			1	1	2
	TOTAL	3	3	2	2	2		12	2	14
University of Western Ontario	CC/PR	3	3	2	1	2		11	2	13
	Visa Trainees								7	7
	TOTAL	3	3	2	1	2		11	9	20
University of Manitoba	CC/PR	2	2	2	3		1	10		10
	Visa Trainees					1		1		1
	TOTAL	2	2	2	3	1	1	11		11

(cont.)

Table 1
UROLOGY
2009-10 Post-M.D. Trainees
(Canadian Citizens/Permanent Residents vs Visa Trainees)
Faculty of Medicine Providing Post-M.D. Training
By
Rank

Faculty of Medicine Providing Post-M.D. Training		Residents							Fellows	Total
		R-1	R-2	R-3	R-4	R-5	R-6	Sub-Total	Fellow	
University of Alberta	CC/PR	1	2	1	3	1		8		8
	Visa Trainees									
	TOTAL	1	2	1	3	1		8		8
University of British Columbia	CC/PR	3	3	3	3	2		14		14
	Visa Trainees								5	5
	TOTAL	3	3	3	3	2		14	5	19
Grand Total	CC/PR	29	32	29	29	22	1	142	20	162
	Visa Trainees			2	4	2		8	30	38
	TOTAL	29	32	31	33	24	1	150	50	200

Table 2
UROLOGY
2009-10 Post-M.D. Trainees
(Regular Ministry Funded vs All Other Funding)
Faculty of Medicine Providing Post-M.D. Training
By Rank

Faculty of Medicine Providing Post-M.D. Training		Residents						Fellows	Total	
		R-1	R-2	R-3	R-4	R-5	R-6	Sub-Total	Fellow	
Dalhousie University	Regular Ministry Funded	3	3	2	2	1		11		11
	Non-Ministry Funded			1				1	1	2
	TOTAL	3	3	3	2	1		12	1	13
Université Laval	Regular Ministry Funded	2	2	2	3	3		12		12
	Non-Ministry Funded								1	1
	TOTAL	2	2	2	3	3		12	1	13
Université de Sherbrooke	Regular Ministry Funded	1	2	1				4		4
	Non-Ministry Funded									
	TOTAL	1	2	1				4		4
Université de Montréal	Regular Ministry Funded	2	3	3	2	1		11		11
	Non-Ministry Funded								2	2
	TOTAL	2	3	3	2	1		11	2	13
McGill University	Regular Ministry Funded			3	4	3		10		10
	Non-Ministry Funded			1	1	1		3	1	4
	TOTAL			4	5	4		13	1	14
University of Ottawa	Regular Ministry Funded	3	3	3	2	2		13		13
	Non-Ministry Funded				2			2	3	5
	TOTAL	3	3	3	4	2		15	3	18
Queen's University	Regular Ministry Funded	1	1	1	1	1		5		5
	Non-Ministry Funded									
	TOTAL	1	1	1	1	1		5		5
University of Toronto	Regular Ministry Funded	5	5	4	4	4		22		22
	Non-Ministry Funded								26	26
	TOTAL	5	5	4	4	4		22	26	48
McMaster University	Regular Ministry Funded	3	3	2	1	2		11		11
	Non-Ministry Funded				1			1	2	3
	TOTAL	3	3	2	2	2		12	2	14
University of Western Ontario	Regular Ministry Funded	3	3	2	1	2		11		11
	Non-Ministry Funded								9	9
	TOTAL	3	3	2	1	2		11	9	20
University of Manitoba	Regular Ministry Funded	2	2	2	3		1	10		10
	Non-Ministry Funded					1		1		1
	TOTAL	2	2	2	3	1	1	11		11
University of Alberta	Regular Ministry Funded	1	2	1	3	1		8		8
	Non-Ministry Funded									
	TOTAL	1	2	1	3	1		8		8

(cont.)

**Table 2
 UROLOGY
 2009-10 Post-M.D. Trainees
 (Regular Ministry Funded vs All Other Funding)
 Faculty of Medicine Providing Post-M.D. Training
 By
 Rank**

Faculty of Medicine Providing Post-M.D. Training		Residents						Fellows	Total	
		R-1	R-2	R-3	R-4	R-5	R-6	Sub-Total	Fellow	
University of British Columbia	Regular Ministry Funded	3	3	3	3	2		14		14
	Non-Ministry Funded								5	5
	TOTAL	3	3	3	3	2		14	5	19
Grand Total	Regular Ministry Funded	29	32	29	29	22	1	142		142
	Non-Ministry Funded			2	4	2		8	50	58
	TOTAL	29	32	31	33	24	1	150	50	200

**Table 1
 NEURORADIOLOGY
 2009-10 Post-M.D. Trainees
 (Canadian Citizens/Permanent Residents vs Visa Trainees)
 Faculty of Medicine Providing Post-M.D. Training
 By
 Rank**

Faculty of Medicine Providing Post-M.D. Training		Residents			Fellows	Total
		R-6	R-7	Sub-Total	Fellow	
Dalhousie University	CC/PR					
	Visa Trainees				1	1
	TOTAL				1	1
Université de Montréal	CC/PR	1		1		1
	Visa Trainees				1	1
	TOTAL	1		1	1	2
McGill University	CC/PR					
	Visa Trainees				1	1
	TOTAL				1	1
University of Ottawa	CC/PR					
	Visa Trainees				6	6
	TOTAL				6	6
University of Toronto	CC/PR	3	1	4		4
	Visa Trainees	1		1	5	6
	TOTAL	4	1	5	5	10
University of Western Ontario	CC/PR				1	1
	Visa Trainees					
	TOTAL				1	1
University of Calgary	CC/PR				1	1
	Visa Trainees				1	1
	TOTAL				2	2
University of British Columbia	CC/PR				1	1
	Visa Trainees				1	1
	TOTAL				2	2
Grand Total	CC/PR	4	1	5	3	8
	Visa Trainees	1		1	16	17
	TOTAL	5	1	6	19	25

Table 2
NEURORADIOLOGY
2009-10 Post-M.D. Trainees
(Regular Ministry Funded vs All Other Funding)
Faculty of Medicine Providing Post-M.D. Training
By
Rank

Faculty of Medicine Providing Post-M.D. Training		Residents			Fellows	Total
		R-6	R-7	Sub-Total	Fellow	
Dalhousie University	Regular Ministry Funded					
	Non-Ministry Funded				1	1
	TOTAL				1	1
Université de Montréal	Regular Ministry Funded	1		1		1
	Non-Ministry Funded				1	1
	TOTAL	1		1	1	2
McGill University	Regular Ministry Funded					
	Non-Ministry Funded				1	1
	TOTAL				1	1
University of Ottawa	Regular Ministry Funded					
	Non-Ministry Funded				6	6
	TOTAL				6	6
University of Toronto	Regular Ministry Funded	3	1	4		4
	Non-Ministry Funded	1		1	5	6
	TOTAL	4	1	5	5	10
University of Western Ontario	Regular Ministry Funded					
	Non-Ministry Funded				1	1
	TOTAL				1	1
University of Calgary	Regular Ministry Funded					
	Non-Ministry Funded				2	2
	TOTAL				2	2
University of British Columbia	Regular Ministry Funded					
	Non-Ministry Funded				2	2
	TOTAL				2	2
Grand Total	Regular Ministry Funded	4	1	5		5
	Non-Ministry Funded	1		1	19	20
	TOTAL	5	1	6	19	25

**Table 1
 PEDIATRIC RADIOLOGY
 2009-10 Post-M.D. Trainees
 (Canadian Citizens/Permanent Residents vs Visa
 Trainees)
 Faculty of Medicine Providing Post-M.D. Training
 By
 Rank**

Faculty of Medicine Providing Post-M.D. Training		Fellows	Total
		Fellow	
University of Toronto	CC/PR	2	2
	Visa Trainees	16	16
	TOTAL	18	18
University of British Columbia	CC/PR		
	Visa Trainees	1	1
	TOTAL	1	1
Grand Total	CC/PR	2	2
	Visa Trainees	17	17
	TOTAL	19	19

**Table 2
 PEDIATRIC RADIOLOGY
 2009-10 Post-M.D. Trainees
 (Regular Ministry Funded vs All Other Funding)
 Faculty of Medicine Providing Post-M.D. Training
 By
 Rank**

Faculty of Medicine Providing Post-M.D. Training		Fellows	Total
		Fellow	
University of Toronto	Regular Ministry Funded		
	Non-Ministry Funded	18	18
	TOTAL	18	18
University of British Columbia	Regular Ministry Funded		
	Non-Ministry Funded	1	1
	TOTAL	1	1
Grand Total	Regular Ministry Funded		
	Non-Ministry Funded	19	19
	TOTAL	19	19

**Table 1
 ADOLESCENT MEDICINE
 2009-10 Post-M.D. Trainees
 (Canadian Citizens/Permanent Residents vs Visa Trainees)
 Faculty of Medicine Providing Post-M.D. Training
 By
 Rank**

Faculty of Medicine Providing Post-M.D. Training		Residents			Fellows	Total
		R-4	R-5	Sub-Total	Fellow	
University of Toronto	CC/PR	1	1	2		2
	Visa Trainees				3	3
	TOTAL	1	1	2	3	5
Grand Total	CC/PR	1	1	2		2
	Visa Trainees				3	3
	TOTAL	1	1	2	3	5

**Table 2
 ADOLESCENT MEDICINE
 2009-10 Post-M.D. Trainees
 (Regular Ministry Funded vs All Other Funding)
 Faculty of Medicine Providing Post-M.D. Training
 By
 Rank**

Faculty of Medicine Providing Post-M.D. Training		Residents			Fellows	Total
		R-4	R-5	Sub-Total	Fellow	
University of Toronto	Regular Ministry Funded					
	Non-Ministry Funded	1	1	2	3	5
	TOTAL	1	1	2	3	5
Grand Total	Regular Ministry Funded					
	Non-Ministry Funded	1	1	2	3	5
	TOTAL	1	1	2	3	5

**Table 1
CARDIOLOGY
2009-10 Post-M.D. Trainees
(Canadian Citizens/Permanent Residents vs Visa Trainees)
Faculty of Medicine Providing Post-M.D. Training
By
Rank**

Faculty of Medicine Providing Post-M.D. Training			Residents					Fellows	Total
			R-4	R-5	R-6	R-7	Subtotal	Fellow	
Dalhousie University	Cardiology (Int.Med.)	CC/PR	2	3	3	1	9		9
		Visa Trainees		1			1		1
		TOTAL	2	4	3	1	10		10
	Cardiology (Ped.)	CC/PR			1	1	2		2
		Visa Trainees							
		TOTAL			1	1	2		2
Université Laval	Cardiology (Int.Med.)	CC/PR	2	1	3	1	7		7
		Visa Trainees						7	7
		TOTAL	2	1	3	1	7	7	14
	Cardiology (Ped.)	CC/PR	1				1		1
		Visa Trainees							
		TOTAL	1				1		1
Université de Sherbrooke	Cardiology (Int.Med.)	CC/PR	4	1	3	1	9	1	10
		Visa Trainees							
		TOTAL	4	1	3	1	9	1	10
	Cardiology (Ped.)	CC/PR							
		Visa Trainees							
		TOTAL							
Université de Montréal	Cardiology (Int.Med.)	CC/PR	5	2	5	3	15	2	17
		Visa Trainees	1				1	15	16
		TOTAL	6	2	5	3	16	17	33
	Cardiology (Ped.)	CC/PR		1			1		1
		Visa Trainees						3	3
		TOTAL		1			1	3	4
McGill University	Cardiology (Int.Med.)	CC/PR	8	4	6		18		18
		Visa Trainees	2	1			3	1	4
		TOTAL	10	5	6		21	1	22
University of Ottawa	Cardiology (Int.Med.)	CC/PR	4	3	2		9	8	17
		Visa Trainees	1	1	1		3	9	12
		TOTAL	5	4	3		12	17	29
	Cardiology (Ped.)	CC/PR			1		1		1
		Visa Trainees						1	1
		TOTAL			1		1	1	2
Queen's University	Cardiology (Int.Med.)	CC/PR	2	2	2		6		6
		Visa Trainees						3	3
		TOTAL	2	2	2		6	3	9
University of Toronto	Cardiology (Int.Med.)	CC/PR	8	5	8		21	20	41
		Visa Trainees	2	3	2		7	40	47
		TOTAL	10	8	10		28	60	88
	Cardiology (Ped.)	CC/PR	1	1	1		3	3	6
		Visa Trainees						22	22
		TOTAL	1	1	1		3	25	28

(cont.)

Table 1
CARDIOLOGY
2009-10 Post-M.D. Trainees
(Canadian Citizens/Permanent Residents vs Visa Trainees)
Faculty of Medicine Providing Post-M.D. Training
By
Rank

Faculty of Medicine Providing Post-M.D. Training			Residents					Fellows	Total
			R-4	R-5	R-6	R-7	Subtotal	Fellow	
McMaster University	Cardiology (Int.Med.)	CC/PR	3	3	1		7	1	8
		Visa Trainees		1			1	7	8
		TOTAL	3	4	1		8	8	16
University of Western Ontario	Cardiology (Int.Med.)	CC/PR	3	4	2		9	3	12
		Visa Trainees		1			1	4	5
		TOTAL	3	5	2		10	7	17
University of Manitoba	Cardiology (Int.Med.)	CC/PR	2	1	4		7		7
		Visa Trainees	1				1		1
		TOTAL	3	1	4		8		8
University of Saskatchewan	Cardiology (Int.Med.)	CC/PR	2		1		3		3
		Visa Trainees	1				1		1
		TOTAL	3		1		4		4
University of Alberta	Cardiology (Int.Med.)	CC/PR	3	4	2		9	3	12
		Visa Trainees	2		1		3	9	12
		TOTAL	5	4	3		12	12	24
	Cardiology (Ped.)	CC/PR	1	3	2		6	1	7
		Visa Trainees						5	5
		TOTAL	1	3	2		6	6	12
University of Calgary	Cardiology (Int.Med.)	CC/PR	3	4	2		9	8	17
		Visa Trainees			1		1	8	9
		TOTAL	3	4	3		10	16	26
University of British Columbia	Cardiology (Int.Med.)	CC/PR	4	4	5		13	4	17
		Visa Trainees	1	1	1		3	20	23
		TOTAL	5	5	6		16	24	40
	Cardiology (Ped.)	CC/PR	1	1			2		2
		Visa Trainees			1	1	2		2
		TOTAL	1	1	1	1	4		4
Grand Total	Cardiology (Int.Med.)	CC/PR	55	41	49	6	151	50	201
		Visa Trainees	11	9	6		26	123	149
		TOTAL	66	50	55	6	177	173	350
	Cardiology (Ped.)	CC/PR	4	6	5	1	16	4	20
		Visa Trainees			1	1	2	31	33
		TOTAL	4	6	6	2	18	35	53
		70	56	61	8	195	208	403	

**Table 2
CARDIOLOGY
2009-10 Post-M.D. Trainees
(Regular Ministry Funded vs All Other Funding)
Faculty of Medicine Providing Post-M.D. Training
By
Rank**

Faculty of Medicine Providing Post-M.D. Training			Residents					Fellows	Total
			R-4	R-5	R-6	R-7	Subtotal	Fellow	
Dalhousie University	Cardiology (Int.Med.)	Regular Ministry Funded	2	3	3		8		8
		Non-Ministry Funded		1		1	2		2
		TOTAL	2	4	3	1	10		10
	Cardiology (Ped.)	Regular Ministry Funded			1		1		1
		Non-Ministry Funded				1	1		1
		TOTAL			1	1	2		2
Université Laval	Cardiology (Int.Med.)	Regular Ministry Funded	2	1	3	1	7		7
		Non-Ministry Funded						7	7
		TOTAL	2	1	3	1	7	7	14
	Cardiology (Ped.)	Regular Ministry Funded	1				1		1
		Non-Ministry Funded							
		TOTAL	1				1		1
Université de Sherbrooke	Cardiology (Int.Med.)	Regular Ministry Funded	4	1	3	1	9		9
		Non-Ministry Funded						1	1
		TOTAL	4	1	3	1	9	1	10
Université de Montréal	Cardiology (Int.Med.)	Regular Ministry Funded	6	2	5	3	16		16
		Non-Ministry Funded						17	17
		TOTAL	6	2	5	3	16	17	33
	Cardiology (Ped.)	Regular Ministry Funded		1			1		1
		Non-Ministry Funded						3	3
		TOTAL		1			1	3	4
McGill University	Cardiology (Int.Med.)	Regular Ministry Funded	7	4	6		17		17
		Non-Ministry Funded	3	1			4	1	5
		TOTAL	10	5	6		21	1	22
University of Ottawa	Cardiology (Int.Med.)	Regular Ministry Funded	4	2	2		8		8
		Non-Ministry Funded	1	2	1		4	17	21
		TOTAL	5	4	3		12	17	29
	Cardiology (Ped.)	Regular Ministry Funded			1		1		1
		Non-Ministry Funded						1	1
		TOTAL			1		1	1	2
Queen's University	Cardiology (Int.Med.)	Regular Ministry Funded	2	2	2		6		6
		Non-Ministry Funded						3	3
		TOTAL	2	2	2		6	3	9
University of Toronto	Cardiology (Int.Med.)	Regular Ministry Funded	8	5	8		21		21
		Non-Ministry Funded	2	3	2		7	60	67
		TOTAL	10	8	10		28	60	88
	Cardiology (Ped.)	Regular Ministry Funded	1	1	1		3		3
		Non-Ministry Funded						25	25
		TOTAL	1	1	1		3	25	28
McMaster University	Cardiology (Int.Med.)	Regular Ministry Funded	3	3	1		7		7
		Non-Ministry Funded		1			1	8	9
		TOTAL	3	4	1		8	8	16

(cont.)

**Table 2
CARDIOLOGY
2009-10 Post-M.D. Trainees
(Regular Ministry Funded vs All Other Funding)
Faculty of Medicine Providing Post-M.D. Training
By
Rank**

Faculty of Medicine Providing Post-M.D. Training			Residents					Fellows	Total
			R-4	R-5	R-6	R-7	Subtotal	Fellow	
University of Western Ontario	Cardiology (Int.Med.)	Regular Ministry Funded	3	4	2		9		9
		Non-Ministry Funded		1			1	7	8
		TOTAL	3	5	2		10	7	17
University of Manitoba	Cardiology (Int.Med.)	Regular Ministry Funded	2	1	4		7		7
		Non-Ministry Funded	1				1		1
		TOTAL	3	1	4		8		8
University of Saskatchewan	Cardiology (Int.Med.)	Regular Ministry Funded	2		1		3		3
		Non-Ministry Funded	1				1		1
		TOTAL	3		1		4		4
University of Alberta	Cardiology (Int.Med.)	Regular Ministry Funded	2	4	2		8		8
		Non-Ministry Funded	3		1		4	12	16
		TOTAL	5	4	3		12	12	24
	Cardiology (Ped.)	Regular Ministry Funded	1	1	1		3		3
		Non-Ministry Funded		2	1		3	6	9
		TOTAL	1	3	2		6	6	12
University of Calgary	Cardiology (Int.Med.)	Regular Ministry Funded	3	4	2		9		9
		Non-Ministry Funded			1		1	16	17
		TOTAL	3	4	3		10	16	26
University of British Columbia	Cardiology (Int.Med.)	Regular Ministry Funded	4	4	5		13		13
		Non-Ministry Funded	1	1	1		3	24	27
		TOTAL	5	5	6		16	24	40
	Cardiology (Ped.)	Regular Ministry Funded	1	1			2		2
		Non-Ministry Funded			1	1	2		2
		TOTAL	1	1	1	1	4		4
Grand Total	Cardiology (Int.Med.)	Regular Ministry Funded	54	40	49	5	148		148
		Non-Ministry Funded	12	10	6	1	29	173	202
		TOTAL	66	50	55	6	177	173	350
	Cardiology (Ped.)	Regular Ministry Funded	4	4	4		12		12
		Non-Ministry Funded		2	2	2	6	35	41
		TOTAL	4	6	6	2	18	35	53
		70	56	61	8	195	208	403	

Table 1
CLINICAL IMMUNOLOGY AND ALLERGY
2009-10 Post-M.D. Trainees
(Canadian Citizens/Permanent Residents vs Visa Trainees)
Faculty of Medicine Providing Post-M.D. Training
By Rank

Faculty of Medicine Providing Post-M.D. Training			Residents				Fellows	Total
			R-4	R-5	R-6	Sub-Total	Fellow	
Université de Montréal	Clin. Imm./Allergy (Int. Med.)	CC/PR	1	1		2		2
		Visa Trainees						
		TOTAL	1	1		2		2
	Clin. Imm./Allergy (Ped.)	CC/PR			2	2		2
		Visa Trainees						
		TOTAL			2	2		2
McGill University	Clin. Imm./Allergy (Ped.)	CC/PR	1	2	1	4		4
		Visa Trainees		2		2		2
		TOTAL	1	4	1	6		6
University of Toronto	Clin. Imm./Allergy (Int. Med.)	CC/PR		2		2	1	3
		Visa Trainees						
		TOTAL		2		2	1	3
	Clin. Imm./Allergy (Ped.)	CC/PR		2		2		2
		Visa Trainees					4	4
		TOTAL		2		2	4	6
McMaster University	Clin. Imm./Allergy (Int. Med.)	CC/PR	1	1		2	1	3
		Visa Trainees		1		1	1	2
		TOTAL	1	2		3	2	5
University of Western Ontario	Clin. Imm./Allergy (Int. Med.)	CC/PR						
		Visa Trainees		1		1		1
		TOTAL		1		1		1
University of Manitoba	Clin. Imm./Allergy (Int. Med.)	CC/PR		1		1		1
		Visa Trainees						
		TOTAL		1		1		1
	Clin. Imm./Allergy (Ped.)	CC/PR			1	1		1
		Visa Trainees		2		2		2
		TOTAL		2	1	3		3
Grand Total	Clin. Imm./Allergy (Int. Med.)	CC/PR	2	5		7	2	9
		Visa Trainees		2		2	1	3
		TOTAL	2	7		9	3	12
	Clin. Imm./Allergy (Ped.)	CC/PR	1	4	4	9		9
		Visa Trainees		4		4	4	8
		TOTAL	1	8	4	13	4	17
			3	15	4	22	7	29

Table 2
CLINICAL IMMUNOLOGY AND ALLERGY
2009-10 Post-M.D. Trainees
(Regular Ministry Funded vs All Other Funding)
Faculty of Medicine Providing Post-M.D. Training
By Rank

Faculty of Medicine Providing Post-M.D. Training			Residents				Fellows	Total
			R-4	R-5	R-6	Sub-Total	Fellow	
Université de Montréal	Clin. Imm./Allergy (Int.Med.)	Regular Ministry Funded	1	1		2		2
		Non-Ministry Funded						
		TOTAL	1	1		2		2
	Clin. Imm./Allergy (Ped.)	Regular Ministry Funded			2	2		2
		Non-Ministry Funded						
		TOTAL			2	2		2
McGill University	Clin. Imm./Allergy (Ped.)	Regular Ministry Funded	1	2	1	4		4
		Non-Ministry Funded		2		2		2
		TOTAL	1	4	1	6		6
University of Toronto	Clin. Imm./Allergy (Int.Med.)	Regular Ministry Funded		2		2		2
		Non-Ministry Funded					1	1
		TOTAL		2		2	1	3
	Clin. Imm./Allergy (Ped.)	Regular Ministry Funded		2		2		2
		Non-Ministry Funded					4	4
		TOTAL		2		2	4	6
McMaster University	Clin. Imm./Allergy (Int.Med.)	Regular Ministry Funded	1	1		2		2
		Non-Ministry Funded		1		1	2	3
		TOTAL	1	2		3	2	5
University of Western Ontario	Clin. Imm./Allergy (Int.Med.)	Regular Ministry Funded						
		Non-Ministry Funded		1		1		1
		TOTAL		1		1		1
University of Manitoba	Clin. Imm./Allergy (Int.Med.)	Regular Ministry Funded		1		1		1
		Non-Ministry Funded						
		TOTAL		1		1		1
	Clin. Imm./Allergy (Ped.)	Regular Ministry Funded						
		Non-Ministry Funded		2	1	3		3
		TOTAL		2	1	3		3
Grand Total	Clin. Imm./Allergy (Int.Med.)	Regular Ministry Funded	2	5		7		7
		Non-Ministry Funded		2		2	3	5
		TOTAL	2	7		9	3	12
	Clin. Imm./Allergy (Ped.)	Regular Ministry Funded	1	4	3	8		8
		Non-Ministry Funded		4	1	5	4	9
		TOTAL	1	8	4	13	4	17
			3	15	4	22	7	29

**Table 1
 CLINICAL PHARMACOLOGY
 2009-10 Post-M.D. Trainees
 (Canadian Citizens/Permanent Residents vs Visa Trainees)
 Faculty of Medicine Providing Post-M.D. Training
 By
 Rank**

Faculty of Medicine Providing Post-M.D. Training			Residents			Fellows	Total
			R-4	R-5	Sub-Total	Fellow	
University of Toronto	Clin. Pharmacology (Int.Med.)	CC/PR				2	2
		Visa Trainees				1	1
		TOTAL				3	3
	Clinical Pharmacology (Ped.)	CC/PR				4	4
		Visa Trainees				2	2
		TOTAL				6	6
University of Western Ontario	Clin. Pharmacology (Int.Med.)	CC/PR	1	1	2		2
		Visa Trainees		1	1		1
		TOTAL	1	2	3		3
Grand Total	Clin. Pharmacology (Int.Med.)	CC/PR	1	1	2	2	4
		Visa Trainees		1	1	1	2
		TOTAL	1	2	3	3	6
	Clinical Pharmacology (Ped.)	CC/PR				4	4
		Visa Trainees				2	2
		TOTAL				6	6
		1	2	3	9	12	

Table 2
CLINICAL PHARMACOLOGY
2009-10 Post-M.D. Trainees
(Regular Ministry Funded vs All Other Funding)
Faculty of Medicine Providing Post-M.D. Training
By
Rank

Faculty of Medicine Providing Post-M.D. Training			Residents			Fellows	Total
			R-4	R-5	Sub-Total	Fellow	
University of Toronto	Clin. Pharmacology (Int.Med.)	Regular Ministry Funded					
		Non-Ministry Funded				3	3
		TOTAL				3	3
	Clinical Pharmacology (Ped.)	Regular Ministry Funded					
		Non-Ministry Funded				6	6
		TOTAL				6	6
University of Western Ontario	Clin. Pharmacology (Int.Med.)	Regular Ministry Funded	1	1	2		2
		Non-Ministry Funded		1	1		1
		TOTAL	1	2	3		3
Grand Total	Clin. Pharmacology (Int.Med.)	Regular Ministry Funded	1	1	2		2
		Non-Ministry Funded		1	1	3	4
		TOTAL	1	2	3	3	6
	Clinical Pharmacology (Ped.)	Regular Ministry Funded					
		Non-Ministry Funded				6	6
		TOTAL				6	6
			1	2	3	9	12

Table 1
CRITICAL CARE
2009-10 Post-M.D. Trainees
(Canadian Citizens/Permanent Residents vs Visa Trainees)
Faculty of Medicine Providing Post-M.D. Training
By Rank

Faculty of Medicine Providing Post-M.D. Training			Residents					Fellows	Total
			R-4	R-5	R-6	R-7	Sub-Total	Fellow	
Dalhousie University	Critical Care (Anes.)	CC/PR		1			1		1
		Visa Trainees							
		TOTAL		1			1		1
	Critical Care (Int.Med)	CC/PR		1	1		2		2
		Visa Trainees							
		TOTAL		1	1		2		2
Université Laval	Critical Care (Int.Med)	CC/PR			1		1		1
		Visa Trainees						1	1
		TOTAL			1		1	1	2
	Critical Care (Surgery)	CC/PR				1	1		1
		Visa Trainees							
		TOTAL				1	1		1
Université de Montréal	Critical Care (Anes.)	CC/PR			1		1		1
		Visa Trainees							
		TOTAL			1		1		1
	Critical Care (Int.Med)	CC/PR			2	1	3		3
		Visa Trainees							
		TOTAL			2	1	3		3
	Critical Care (Ped.)	CC/PR	2				2	2	4
		Visa Trainees		1			1	3	4
		TOTAL	2	1			3	5	8
McGill University	Critical Care (Int.Med)	CC/PR							
		Visa Trainees	1				1		1
		TOTAL	1				1		1
	Critical Care (Ped.)	CC/PR	2				2		2
		Visa Trainees		1	1		2	1	3
		TOTAL	2	1	1		4	1	5
	Critical Care (Cardiac Surg.)	CC/PR				1	1		1
		Visa Trainees							
		TOTAL				1	1		1
	Critical Care (Surgery)	CC/PR			1		1		1
		Visa Trainees			1		1		1
		TOTAL			2		2		2

(cont.)

**Table 1
CRITICAL CARE
2009-10 Post-M.D. Trainees
(Canadian Citizens/Permanent Residents vs Visa Trainees)
Faculty of Medicine Providing Post-M.D. Training
By
Rank**

Faculty of Medicine Providing Post-M.D. Training			Residents					Fellows	Total	
			R-4	R-5	R-6	R-7	Sub-Total	Fellow		
University of Ottawa	Critical Care (Anes.)	CC/PR			1		1		1	
		Visa Trainees								
		TOTAL			1		1		1	
	Critical Care (Int.Med)	CC/PR		4			4		4	
		Visa Trainees						1	1	
		TOTAL		4			4	1	5	
	Critical Care (Ped.)	CC/PR			3		3		3	
		Visa Trainees	1				1		1	
		TOTAL	1		3		4		4	
	Critical Care (Surgery)	CC/PR				1	1		1	
		Visa Trainees								
		TOTAL				1	1		1	
Queen's University	Critical Care (Anes.)	CC/PR	1		1		2		2	
		Visa Trainees								
		TOTAL	1		1		2		2	
	Critical Care (Int.Med)	CC/PR		1	1		2		2	
		Visa Trainees			1		1		1	
		TOTAL		1	2		3		3	
	Critical Care (Surgery)	CC/PR			1		1		1	
		Visa Trainees								
		TOTAL			1		1		1	
	University of Toronto	Critical Care (Int.Med)	CC/PR	4	8	1		13	3	16
			Visa Trainees		1			1	26	27
			TOTAL	4	9	1		14	29	43
Critical Care (Ped.)		CC/PR		1		1	2		2	
		Visa Trainees						17	17	
		TOTAL		1		1	2	17	19	
Critical Care (Cardiac Surg.)		CC/PR				1	1		1	
		Visa Trainees								
		TOTAL				1	1		1	
Critical Care (Surgery)		CC/PR			2	1	3		3	
		Visa Trainees								
		TOTAL			2	1	3		3	

(cont.)

**Table 1
CRITICAL CARE
2009-10 Post-M.D. Trainees
(Canadian Citizens/Permanent Residents vs Visa Trainees)
Faculty of Medicine Providing Post-M.D. Training
By
Rank**

Faculty of Medicine Providing Post-M.D. Training			Residents					Fellows	Total
			R-4	R-5	R-6	R-7	Sub-Total	Fellow	
McMaster University	Critical Care (Anes.)	CC/PR			1		1		1
		Visa Trainees							
		TOTAL			1		1		1
	Critical Care (Emergency Med.)	CC/PR			1		1		1
		Visa Trainees							
		TOTAL			1		1		1
	Critical Care (Int.Med)	CC/PR	1	1			2		2
		Visa Trainees						4	4
		TOTAL	1	1			2	4	6
University of Western Ontario	Critical Care (Anes.)	CC/PR			1		1		1
		Visa Trainees							
		TOTAL			1		1		1
	Critical Care (Emergency Med.)	CC/PR			2		2		2
		Visa Trainees							
		TOTAL			2		2		2
	Critical Care (Int.Med)	CC/PR	1	1			2		2
		Visa Trainees						5	5
		TOTAL	1	1			2	5	7
	Critical Care (Ped.)	CC/PR							
		Visa Trainees						1	1
		TOTAL						1	1
	Critical Care (Surgery)	CC/PR			1	1	2		2
		Visa Trainees							
		TOTAL			1	1	2		2
University of Manitoba	Critical Care (Anes.)	CC/PR				1		1	
		Visa Trainees							
		TOTAL				1	1		1
	Critical Care (Emergency Med.)	CC/PR		1			1		1
		Visa Trainees							
		TOTAL		1			1		1
	Critical Care (Int.Med)	CC/PR	1		1	1	3		3
		Visa Trainees				1	1		1
		TOTAL	1		1	2	4		4

(cont.)

**Table 1
CRITICAL CARE
2009-10 Post-M.D. Trainees
(Canadian Citizens/Permanent Residents vs Visa Trainees)
Faculty of Medicine Providing Post-M.D. Training
By
Rank**

Faculty of Medicine Providing Post-M.D. Training			Residents					Fellows	Total	
			R-4	R-5	R-6	R-7	Sub-Total	Fellow		
University of Alberta	Critical Care (Emergency Med.)	CC/PR			1		1		1	
		Visa Trainees								
		TOTAL			1		1		1	
	Critical Care (Int.Med)	CC/PR				1	1		1	
		Visa Trainees								
		TOTAL				1	1		1	
	Critical Care (Ped.)	CC/PR			1	1	2	2	4	
		Visa Trainees								
		TOTAL			1	1	2	2	4	
	Critical Care (Surgery)	CC/PR			1	2	3		3	
		Visa Trainees								
		TOTAL			1	2	3		3	
University of Calgary	Critical Care (Anes.)	CC/PR								
		Visa Trainees						1	1	
		TOTAL						1	1	
	Critical Care (Int.Med)	CC/PR	3	2		1	6		6	
		Visa Trainees		1	1		2		2	
		TOTAL	3	3	1	1	8		8	
	Critical Care (Surgery)	CC/PR	1			1	2		2	
		Visa Trainees								
		TOTAL	1			1	2		2	
	University of British Columbia	Critical Care (Emergency Med.)	CC/PR		1	1	1	3		3
			Visa Trainees							
			TOTAL		1	1	1	3		3
Critical Care (Int.Med)		CC/PR		3			3		3	
		Visa Trainees						1	1	
		TOTAL		3			3	1	4	
Critical Care (Ped.)		CC/PR		1	1		2		2	
		Visa Trainees						1	1	
		TOTAL		1	1		2	1	3	
Critical Care (Cardiac Surg.)		CC/PR						1	1	
		Visa Trainees								
		TOTAL						1	1	

(cont.)

Table 1
CRITICAL CARE
2009-10 Post-M.D. Trainees
(Canadian Citizens/Permanent Residents vs Visa Trainees)
Faculty of Medicine Providing Post-M.D. Training
By Rank

Faculty of Medicine Providing Post-M.D. Training			Residents					Fellows	Total
			R-4	R-5	R-6	R-7	Sub-Total	Fellow	
Grand Total	Critical Care (Anes.)	CC/PR	1	1	5	1	8		8
		Visa Trainees						1	1
		TOTAL	1	1	5	1	8	1	9
	Critical Care (Emergency Med.)	CC/PR		2	5	1	8		8
		Visa Trainees							
		TOTAL		2	5	1	8		8
	Critical Care (Int.Med)	CC/PR	10	21	7	4	42	3	45
		Visa Trainees	1	2	2	1	6	38	44
		TOTAL	11	23	9	5	48	41	89
	Critical Care (Ped.)	CC/PR	4	5	2	2	13	4	17
		Visa Trainees	1	2	1		4	23	27
		TOTAL	5	7	3	2	17	27	44
	Critical Care (Cardiac Surg.)	CC/PR				2	2	1	3
		Visa Trainees							
		TOTAL				2	2	1	3
	Critical Care (Surgery)	CC/PR	1		6	7	14		14
		Visa Trainees			1		1		1
		TOTAL	1		7	7	15		15
			18	33	29	18	98	70	168

Table 2
CRITICAL CARE
2009-10 Post-M.D. Trainees
(Regular Ministry Funded vs All Other Funding)
Faculty of Medicine Providing Post-M.D. Training
By Rank

Faculty of Medicine Providing Post-M.D. Training			Residents					Fellows	Total	
			R-4	R-5	R-6	R-7	Sub-Total	Fellow		
Dalhousie University	Critical Care (Anes.)	Regular Ministry Funded		1			1		1	
		Non-Ministry Funded								
		TOTAL		1			1		1	
	Critical Care (Int.Med)	Regular Ministry Funded		1			1		1	
		Non-Ministry Funded			1		1		1	
		TOTAL		1	1		2		2	
Université Laval	Critical Care (Int.Med)	Regular Ministry Funded			1		1		1	
		Non-Ministry Funded						1	1	
		TOTAL			1		1	1	2	
	Critical Care (Surgery)	Regular Ministry Funded				1	1		1	
		Non-Ministry Funded								
		TOTAL				1	1		1	
Université de Montréal	Critical Care (Anes.)	Regular Ministry Funded			1		1		1	
		Non-Ministry Funded								
		TOTAL			1		1		1	
	Critical Care (Int.Med)	Regular Ministry Funded			2	1	3		3	
		Non-Ministry Funded								
		TOTAL			2	1	3		3	
	Critical Care (Ped.)	Regular Ministry Funded	2	1			3		3	
		Non-Ministry Funded						5	5	
		TOTAL	2	1			3	5	8	
	McGill University	Critical Care (Int.Med)	Regular Ministry Funded							
			Non-Ministry Funded	1				1		1
			TOTAL	1				1		1
Critical Care (Ped.)		Regular Ministry Funded	1		1		2		2	
		Non-Ministry Funded	1	1			2	1	3	
		TOTAL	2	1	1		4	1	5	
Critical Care (Cardiac Surg.)		Regular Ministry Funded				1	1		1	
		Non-Ministry Funded								
		TOTAL				1	1		1	
Critical Care (Surgery)		Regular Ministry Funded			1		1		1	
		Non-Ministry Funded			1		1		1	
		TOTAL			2		2		2	

(cont.)

Table 2
CRITICAL CARE
2009-10 Post-M.D. Trainees
(Regular Ministry Funded vs All Other Funding)
Faculty of Medicine Providing Post-M.D. Training
By Rank

Faculty of Medicine Providing Post-M.D. Training			Residents					Fellows	Total	
			R-4	R-5	R-6	R-7	Sub-Total	Fellow		
University of Ottawa	Critical Care (Anes.)	Regular Ministry Funded			1		1		1	
		Non-Ministry Funded					1		1	
		TOTAL			1		1		1	
	Critical Care (Int.Med)	Regular Ministry Funded		3			3		3	
		Non-Ministry Funded		1			1	1	2	
		TOTAL		4			4	1	5	
	Critical Care (Ped.)	Regular Ministry Funded		3			3		3	
		Non-Ministry Funded	1				1		1	
		TOTAL	1	3			4		4	
	Critical Care (Surgery)	Regular Ministry Funded				1	1		1	
		Non-Ministry Funded								
		TOTAL				1	1		1	
	Queen's University	Critical Care (Anes.)	Regular Ministry Funded	1		1		2		2
			Non-Ministry Funded							
			TOTAL	1		1		2		2
Critical Care (Int.Med)		Regular Ministry Funded		1	1		2		2	
		Non-Ministry Funded			1		1		1	
		TOTAL		1	2		3		3	
Critical Care (Surgery)		Regular Ministry Funded			1		1		1	
		Non-Ministry Funded								
		TOTAL			1		1		1	
University of Toronto	Critical Care (Int.Med)	Regular Ministry Funded	4	8	1		13		13	
		Non-Ministry Funded		1			1	29	30	
		TOTAL	4	9	1		14	29	43	
	Critical Care (Ped.)	Regular Ministry Funded		1		1	2		2	
		Non-Ministry Funded						17	17	
		TOTAL		1		1	2	17	19	
	Critical Care (Cardiac Surg.)	Regular Ministry Funded				1	1		1	
		Non-Ministry Funded								
		TOTAL				1	1		1	
	Critical Care (Surgery)	Regular Ministry Funded			2	1	3		3	
		Non-Ministry Funded								
		TOTAL			2	1	3		3	

(cont.)

Table 2
CRITICAL CARE
2009-10 Post-M.D. Trainees
(Regular Ministry Funded vs All Other Funding)
Faculty of Medicine Providing Post-M.D. Training
By Rank

Faculty of Medicine Providing Post-M.D. Training			Residents					Fellows	Total
			R-4	R-5	R-6	R-7	Sub-Total	Fellow	
McMaster University	Critical Care (Anes.)	Regular Ministry Funded			1		1		1
		Non-Ministry Funded							
		TOTAL			1		1		1
	Critical Care (Emergency Med.)	Regular Ministry Funded			1		1		1
		Non-Ministry Funded							
		TOTAL			1		1		1
	Critical Care (Int.Med)	Regular Ministry Funded	1	1			2		2
		Non-Ministry Funded						4	4
		TOTAL	1	1			2	4	6
University of Western Ontario	Critical Care (Anes.)	Regular Ministry Funded			1		1		1
		Non-Ministry Funded							
		TOTAL			1		1		1
	Critical Care (Emergency Med.)	Regular Ministry Funded			2		2		2
		Non-Ministry Funded							
		TOTAL			2		2		2
	Critical Care (Int.Med)	Regular Ministry Funded	1	1			2		2
		Non-Ministry Funded						5	5
		TOTAL	1	1			2	5	7
	Critical Care (Ped.)	Regular Ministry Funded							
		Non-Ministry Funded						1	1
		TOTAL						1	1
	Critical Care (Surgery)	Regular Ministry Funded			1	1	2		2
		Non-Ministry Funded							
		TOTAL			1	1	2		2
University of Manitoba	Critical Care (Anes.)	Regular Ministry Funded				1	1		1
		Non-Ministry Funded							
		TOTAL				1	1		1
	Critical Care (Emergency Med.)	Regular Ministry Funded		1			1		1
		Non-Ministry Funded							
		TOTAL		1			1		1
	Critical Care (Int.Med)	Regular Ministry Funded	1		1	1	3		3
		Non-Ministry Funded				1	1		1
		TOTAL	1		1	2	4		4

(cont.)

Table 2
CRITICAL CARE
2009-10 Post-M.D. Trainees
(Regular Ministry Funded vs All Other Funding)
Faculty of Medicine Providing Post-M.D. Training
By Rank

Faculty of Medicine Providing Post-M.D. Training			Residents					Fellows	Total	
			R-4	R-5	R-6	R-7	Sub-Total	Fellow		
University of Alberta	Critical Care (Emergency Med.)	Regular Ministry Funded			1		1		1	
		Non-Ministry Funded								
		TOTAL			1		1		1	
	Critical Care (Int.Med)	Regular Ministry Funded				1	1		1	
		Non-Ministry Funded								
		TOTAL				1	1		1	
	Critical Care (Ped.)	Regular Ministry Funded			1	1	2		2	
		Non-Ministry Funded						2	2	
		TOTAL			1	1	2	2	4	
	Critical Care (Surgery)	Regular Ministry Funded			1	2	3		3	
		Non-Ministry Funded								
		TOTAL			1	2	3		3	
University of Calgary	Critical Care (Anes.)	Regular Ministry Funded								
		Non-Ministry Funded						1	1	
		TOTAL						1	1	
	Critical Care (Int.Med)	Regular Ministry Funded	3	2		1	6		6	
		Non-Ministry Funded		1	1		2		2	
		TOTAL	3	3	1	1	8		8	
	Critical Care (Surgery)	Regular Ministry Funded	1			1	2		2	
		Non-Ministry Funded								
		TOTAL	1			1	2		2	
	University of British Columbia	Critical Care (Emergency Med.)	Regular Ministry Funded		1	1	1	3		3
			Non-Ministry Funded							
			TOTAL		1	1	1	3		3
Critical Care (Int.Med)		Regular Ministry Funded		3			3		3	
		Non-Ministry Funded						1	1	
		TOTAL		3			3	1	4	
Critical Care (Ped.)		Regular Ministry Funded		1	1		2		2	
		Non-Ministry Funded						1	1	
		TOTAL		1	1		2	1	3	
Critical Care (Cardiac Surg.)		Regular Ministry Funded								
		Non-Ministry Funded						1	1	
		TOTAL						1	1	

(cont.)

Table 2
CRITICAL CARE
2009-10 Post-M.D. Trainees
(Regular Ministry Funded vs All Other Funding)
Faculty of Medicine Providing Post-M.D. Training
By Rank

Faculty of Medicine Providing Post-M.D. Training			Residents					Fellows	Total	
			R-4	R-5	R-6	R-7	Sub-Total	Fellow		
Grand Total	Critical Care (Anes.)	Regular Ministry Funded	1	1	4	1	7		7	
		Non-Ministry Funded			1		1	1	2	
		TOTAL	1	1	5	1	8	1	9	
	Critical Care (Emergency Med.)	Regular Ministry Funded		2	5	1	8		8	
		Non-Ministry Funded								
		TOTAL		2	5	1	8		8	
	Critical Care (Int.Med)	Regular Ministry Funded	10	20	6	4	40		40	
		Non-Ministry Funded	1	3	3	1	8	41	49	
		TOTAL	11	23	9	5	48	41	89	
	Critical Care (Ped.)	Regular Ministry Funded	3	6	3	2	14		14	
		Non-Ministry Funded	2	1			3	27	30	
		TOTAL	5	7	3	2	17	27	44	
	Critical Care (Cardiac Surg.)	Regular Ministry Funded				2	2		2	
		Non-Ministry Funded						1	1	
		TOTAL				2	2	1	3	
	Critical Care (Surgery)	Regular Ministry Funded	1		6	7	14		14	
		Non-Ministry Funded			1		1		1	
		TOTAL	1		7	7	15		15	
				18	33	29	18	98	70	168

**Table 1
DEVELOPMENTAL PEDIATRICS
2009-10 Post-M.D. Trainees
(Canadian Citizens/Permanent Residents vs Visa Trainees)
Faculty of Medicine Providing Post-M.D. Training
By
Rank**

Faculty of Medicine Providing Post-M.D. Training		Residents			Fellows	Total
		R-5	R-6	Sub-Total	Fellow	
McGill University	CC/PR	1		1		1
	Visa Trainees	2		2		2
	TOTAL	3		3		3
University of Toronto	CC/PR	2		2	1	3
	Visa Trainees				3	3
	TOTAL	2		2	4	6
McMaster University	CC/PR	2		2		2
	Visa Trainees				1	1
	TOTAL	2		2	1	3
University of Manitoba	CC/PR					
	Visa Trainees		1	1		1
	TOTAL		1	1		1
University of Alberta	CC/PR		1	1		1
	Visa Trainees				1	1
	TOTAL		1	1	1	2
University of British Columbia	CC/PR					
	Visa Trainees				5	5
	TOTAL				5	5
Grand Total	CC/PR	5	1	6	1	7
	Visa Trainees	2	1	3	10	13
	TOTAL	7	2	9	11	20

Table 2
DEVELOPMENT PEDIATRICS
2009-10 Post-M.D. Trainees
(Regular Ministry Funded vs All Other Funding)
Faculty of Medicine Providing Post-M.D. Training
By
Rank

Faculty of Medicine Providing Post-M.D. Training		Residents			Fellows	Total
		R-5	R-6	Sub-Total	Fellow	
McGill University	Regular Ministry Funded	1		1		1
	Non-Ministry Funded	2		2		2
	TOTAL	3		3		3
University of Toronto	Regular Ministry Funded	1		1		1
	Non-Ministry Funded	1		1	4	5
	TOTAL	2		2	4	6
McMaster University	Regular Ministry Funded	2		2		2
	Non-Ministry Funded				1	1
	TOTAL	2		2	1	3
University of Manitoba	Regular Ministry Funded					
	Non-Ministry Funded		1	1		1
	TOTAL		1	1		1
University of Alberta	Regular Ministry Funded		1	1		1
	Non-Ministry Funded				1	1
	TOTAL		1	1	1	2
University of British Columbia	Regular Ministry Funded					
	Non-Ministry Funded				5	5
	TOTAL				5	5
Grand Total	Regular Ministry Funded	4	1	5		5
	Non-Ministry Funded	3	1	4	11	15
	TOTAL	7	2	9	11	20

Table 1
ENDOCRINOLOGY AND METABOLISM
2009-10 Post-M.D. Trainees
(Canadian Citizens/Permanent Residents vs Visa Trainees)
Faculty of Medicine Providing Post-M.D. Training
By Rank

Faculty of Medicine Providing Post-M.D. Training			Residents				Fellows	Total
			R-4	R-5	R-6	Sub-Total	Fellow	
Dalhousie University	Endocrinology/Met. (Int.Med.)	CC/PR		1		1		1
		Visa Trainees		1		1		1
		TOTAL		2		2		2
Université de Sherbrooke	Endocrinology/Met. (Int.Med.)	CC/PR	1	2		3		3
		Visa Trainees						
		TOTAL	1	2		3		3
Université de Montréal	Endocrinology/Met. (Int.Med.)	CC/PR	1	4		5		5
		Visa Trainees					2	2
		TOTAL	1	4		5	2	7
	Endocrinology/Met. (Ped.)	CC/PR						
		Visa Trainees					3	3
		TOTAL					3	3
McGill University	Endocrinology/Met. (Int.Med.)	CC/PR	1	2	1	4		4
		Visa Trainees	1	2		3	1	4
		TOTAL	2	4	1	7	1	8
	Endocrinology/Met. (Ped.)	CC/PR	2		2	4		4
		Visa Trainees	1	1		2		2
		TOTAL	3	1	2	6		6
University of Ottawa	Endocrinology/Met. (Int.Med.)	CC/PR	1	1		2		2
		Visa Trainees	1			1		1
		TOTAL	2	1		3		3
	Endocrinology/Met. (Ped.)	CC/PR		2		2	1	3
		Visa Trainees						
		TOTAL		2		2	1	3
University of Toronto	Endocrinology/Met. (Int.Med.)	CC/PR	4	6		10		10
		Visa Trainees					3	3
		TOTAL	4	6		10	3	13
	Endocrinology/Met. (Ped.)	CC/PR		1		1	3	4
		Visa Trainees		1		1	3	4
		TOTAL		2		2	6	8
McMaster University	Endocrinology/Met. (Int.Med.)	CC/PR						
		Visa Trainees					1	1
		TOTAL					1	1

(cont.)

Table 1
ENDOCRINOLOGY AND METABOLISM
2009-10 Post-M.D. Trainees
(Canadian Citizens/Permanent Residents vs Visa Trainees)
Faculty of Medicine Providing Post-M.D. Training
By
Rank

Faculty of Medicine Providing Post-M.D. Training			Residents				Fellows	Total
			R-4	R-5	R-6	Sub-Total	Fellow	
University of Western Ontario	Endocrinology/Met. (Int.Med.)	CC/PR	3	3		6		6
		Visa Trainees		1		1	1	2
		TOTAL	3	4		7	1	8
University of Alberta	Endocrinology/Met. (Int.Med.)	CC/PR	1	1		2		2
		Visa Trainees		1		1	1	2
		TOTAL	1	2		3	1	4
University of Calgary	Endocrinology/Met. (Int.Med.)	CC/PR	1			1		1
		Visa Trainees						
		TOTAL	1			1		1
	Endocrinology/Met. (Ped.)	CC/PR						
		Visa Trainees					1	1
		TOTAL					1	1
University of British Columbia	Endocrinology/Met. (Int.Med.)	CC/PR	1	1		2	1	3
		Visa Trainees		1	1	2	1	3
		TOTAL	1	2	1	4	2	6
	Endocrinology/Met. (Ped.)	CC/PR					1	1
		Visa Trainees					4	4
		TOTAL					5	5
Grand Total	Endocrinology/Met. (Int.Med.)	CC/PR	14	21	1	36	1	37
		Visa Trainees	2	6	1	9	10	19
		TOTAL	16	27	2	45	11	56
	Endocrinology/Met. (Ped.)	CC/PR	2	3	2	7	5	12
		Visa Trainees	1	2		3	11	14
		TOTAL	3	5	2	10	16	26
		19	32	4	55	27	82	

Table 2
ENDOCRINOLOGY AND METABOLISM
2009-10 Post-M.D. Trainees
(Regular Ministry Funded vs All Other Funding)
Faculty of Medicine Providing Post-M.D. Training
By Rank

Faculty of Medicine Providing Post-M.D. Training			Residents				Fellows	Total
			R-4	R-5	R-6	Sub-Total	Fellow	
Dalhousie University	Endocrinology/Met. (Int.Med.)	Regular Ministry Funded		1		1		1
		Non-Ministry Funded		1		1		1
		TOTAL		2		2		2
Université de Sherbrooke	Endocrinology/Met. (Int.Med.)	Regular Ministry Funded	1	2		3		3
		Non-Ministry Funded						
		TOTAL	1	2		3		3
Université de Montréal	Endocrinology/Met. (Int.Med.)	Regular Ministry Funded	1	4		5		5
		Non-Ministry Funded					2	2
		TOTAL	1	4		5	2	7
	Endocrinology/Met. (Ped.)	Regular Ministry Funded						
		Non-Ministry Funded					3	3
		TOTAL					3	3
McGill University	Endocrinology/Met. (Int.Med.)	Regular Ministry Funded	1	2	1	4		4
		Non-Ministry Funded	1	2		3	1	4
		TOTAL	2	4	1	7	1	8
	Endocrinology/Met. (Ped.)	Regular Ministry Funded	2			2		2
		Non-Ministry Funded	1	1	2	4		4
		TOTAL	3	1	2	6		6
University of Ottawa	Endocrinology/Met. (Int.Med.)	Regular Ministry Funded	1	1		2		2
		Non-Ministry Funded	1			1		1
		TOTAL	2	1		3		3
	Endocrinology/Met. (Ped.)	Regular Ministry Funded		2		2		2
		Non-Ministry Funded					1	1
		TOTAL		2		2	1	3
University of Toronto	Endocrinology/Met. (Int.Med.)	Regular Ministry Funded	4	6		10		10
		Non-Ministry Funded					3	3
		TOTAL	4	6		10	3	13
	Endocrinology/Met. (Ped.)	Regular Ministry Funded		1		1		1
		Non-Ministry Funded		1		1	6	7
		TOTAL		2		2	6	8
McMaster University	Endocrinology/Met. (Int.Med.)	Regular Ministry Funded						
		Non-Ministry Funded					1	1
		TOTAL					1	1
University of Western Ontario	Endocrinology/Met. (Int.Med.)	Regular Ministry Funded	3	3		6		6
		Non-Ministry Funded		1		1	1	2
		TOTAL	3	4		7	1	8

(cont.)

Table 2
ENDOCRINOLOGY AND METABOLISM
2009-10 Post-M.D. Trainees
(Regular Ministry Funded vs All Other Funding)
Faculty of Medicine Providing Post-M.D. Training
By
Rank

Faculty of Medicine Providing Post-M.D. Training			Residents				Fellows	Total
			R-4	R-5	R-6	Sub-Total	Fellow	
University of Alberta	Endocrinology/Met. (Int.Med.)	Regular Ministry Funded	1	1		2		2
		Non-Ministry Funded		1		1	1	2
		TOTAL	1	2		3	1	4
University of Calgary	Endocrinology/Met. (Int.Med.)	Regular Ministry Funded	1			1		1
		Non-Ministry Funded						
		TOTAL	1			1		1
	Endocrinology/Met. (Ped.)	Regular Ministry Funded						
		Non-Ministry Funded					1	1
		TOTAL					1	1
University of British Columbia	Endocrinology/Met. (Int.Med.)	Regular Ministry Funded	1	1		2		2
		Non-Ministry Funded		1	1	2	2	4
		TOTAL	1	2	1	4	2	6
	Endocrinology/Met. (Ped.)	Regular Ministry Funded						
		Non-Ministry Funded					5	5
		TOTAL					5	5
Grand Total	Endocrinology/Met. (Int.Med.)	Regular Ministry Funded	14	21	1	36		36
		Non-Ministry Funded	2	6	1	9	11	20
		TOTAL	16	27	2	45	11	56
	Endocrinology/Met. (Ped.)	Regular Ministry Funded	2	3		5		5
		Non-Ministry Funded	1	2	2	5	16	21
		TOTAL	3	5	2	10	16	26
			19	32	4	55	27	82

**Table 1
GASTROENTEROLOGY
2009-10 Post-M.D. Trainees
(Canadian Citizens/Permanent Residents vs Visa Trainees)
Faculty of Medicine Providing Post-M.D. Training
By
Rank**

Faculty of Medicine Providing Post-M.D. Training			Residents					Fellows	Total
			R-4	R-5	R-6	R-7	Sub-Total	Fellow	
Dalhousie University	Gastroenterology (Int.Med.)	CC/PR	2				2		2
		Visa Trainees							
		TOTAL	2				2		2
Université Laval	Gastroenterology (Int.Med.)	CC/PR	3				3		3
		Visa Trainees							
		TOTAL	3				3		3
Université de Sherbrooke	Gastroenterology (Int.Med.)	CC/PR	1				1		1
		Visa Trainees							
		TOTAL	1				1		1
Université de Montréal	Gastroenterology (Int.Med.)	CC/PR	5	2			7		7
		Visa Trainees							
		TOTAL	5	2			7		7
	Gastroenterology (Ped.)	CC/PR	1				1		1
		Visa Trainees						2	2
		TOTAL	1				1	2	3
McGill University	Gastroenterology (Int.Med.)	CC/PR	1	2			3		3
		Visa Trainees	2	2			4	2	6
		TOTAL	3	4			7	2	9
	Gastroenterology (Ped.)	CC/PR		1			1		1
		Visa Trainees							
		TOTAL		1			1		1
University of Ottawa	Gastroenterology (Int.Med.)	CC/PR	2	2			4		4
		Visa Trainees	1				1		1
		TOTAL	3	2			5		5
Queen's University	Gastroenterology (Int.Med.)	CC/PR	2	2			4		4
		Visa Trainees							
		TOTAL	2	2			4		4
University of Toronto	Gastroenterology (Int.Med.)	CC/PR	6	4			10	6	16
		Visa Trainees		1			1	18	19
		TOTAL	6	5			11	24	35
	Gastroenterology (Ped.)	CC/PR		1			1	3	4
		Visa Trainees						14	14
		TOTAL		1			1	17	18

(cont.)

**Table 1
GASTROENTEROLOGY
2009-10 Post-M.D. Trainees
(Canadian Citizens/Permanent Residents vs Visa Trainees)
Faculty of Medicine Providing Post-M.D. Training
By
Rank**

Faculty of Medicine Providing Post-M.D. Training			Residents					Fellows	Total
			R-4	R-5	R-6	R-7	Sub-Total	Fellow	
McMaster University	Gastroenterology (Int.Med.)	CC/PR	3	4			7		7
		Visa Trainees	1				1	2	3
		TOTAL	4	4			8	2	10
	Gastroenterology (Ped.)	CC/PR							
		Visa Trainees						2	2
		TOTAL						2	2
University of Western Ontario	Gastroenterology (Int.Med.)	CC/PR	2	2			4	1	5
		Visa Trainees	2	1			3	2	5
		TOTAL	4	3			7	3	10
University of Manitoba	Gastroenterology (Int.Med.)	CC/PR	1	2	1		4		4
		Visa Trainees	1				1		1
		TOTAL	2	2	1		5		5
University of Alberta	Gastroenterology (Int.Med.)	CC/PR	3	7			10	2	12
		Visa Trainees						2	2
		TOTAL	3	7			10	4	14
	Gastroenterology (Ped.)	CC/PR							
		Visa Trainees			1		1	1	2
		TOTAL			1		1	1	2
University of Calgary	Gastroenterology (Int.Med.)	CC/PR	5	4			9	1	10
		Visa Trainees						3	3
		TOTAL	5	4			9	4	13
	Gastroenterology (Ped.)	CC/PR	2				2		2
		Visa Trainees			1		1		1
		TOTAL	2		1		3		3
University of British Columbia	Gastroenterology (Int.Med.)	CC/PR	2	2			4		4
		Visa Trainees	1	1			2	2	4
		TOTAL	3	3			6	2	8
	Gastroenterology (Ped.)	CC/PR		1			1		1
		Visa Trainees				1	1	2	3
		TOTAL		1		1	2	2	4
Grand Total	Gastroenterology (Int.Med.)	CC/PR	38	33	1		72	10	82
		Visa Trainees	8	5			13	31	44
		TOTAL	46	38	1		85	41	126
	Gastroenterology (Ped.)	CC/PR	3	3			6	3	9
		Visa Trainees			2	1	3	21	24
		TOTAL	3	3	2	1	9	24	33
		49	41	3	1	94	65	159	

Table 2
GASTROENTEROLOGY
2009-10 Post-M.D. Trainees
(Regular Ministry Funded vs All Other Funding)
Faculty of Medicine Providing Post-M.D. Training
By Rank

Faculty of Medicine Providing Post-M.D. Training			Residents					Fellows	Total
			R-4	R-5	R-6	R-7	Sub-Total	Fellow	
Dalhousie University	Gastroenterology (Int.Med.)	Regular Ministry Funded	2				2		2
		Non-Ministry Funded							
		TOTAL	2				2		2
Université Laval	Gastroenterology (Int.Med.)	Regular Ministry Funded	3				3		3
		Non-Ministry Funded							
		TOTAL	3				3		3
Université de Sherbrooke	Gastroenterology (Int.Med.)	Regular Ministry Funded	1				1		1
		Non-Ministry Funded							
		TOTAL	1				1		1
Université de Montréal	Gastroenterology (Int.Med.)	Regular Ministry Funded	5	2			7		7
		Non-Ministry Funded							
		TOTAL	5	2			7		7
	Gastroenterology (Ped.)	Regular Ministry Funded	1				1		1
		Non-Ministry Funded						2	2
		TOTAL	1				1	2	3
McGill University	Gastroenterology (Int.Med.)	Regular Ministry Funded	1	2			3		3
		Non-Ministry Funded	2	2			4	2	6
		TOTAL	3	4			7	2	9
	Gastroenterology (Ped.)	Regular Ministry Funded		1			1		1
		Non-Ministry Funded							
		TOTAL		1			1		1
University of Ottawa	Gastroenterology (Int.Med.)	Regular Ministry Funded	2	2			4		4
		Non-Ministry Funded	1				1		1
		TOTAL	3	2			5		5
Queen's University	Gastroenterology (Int.Med.)	Regular Ministry Funded	2	2			4		4
		Non-Ministry Funded							
		TOTAL	2	2			4		4
University of Toronto	Gastroenterology (Int.Med.)	Regular Ministry Funded	6	4			10		10
		Non-Ministry Funded		1			1	24	25
		TOTAL	6	5			11	24	35
	Gastroenterology (Ped.)	Regular Ministry Funded		1			1		1
		Non-Ministry Funded						17	17
		TOTAL		1			1	17	18
McMaster University	Gastroenterology (Int.Med.)	Regular Ministry Funded	3	3			6		6
		Non-Ministry Funded	1	1			2	2	4
		TOTAL	4	4			8	2	10
	Gastroenterology (Ped.)	Regular Ministry Funded							
		Non-Ministry Funded						2	2
		TOTAL						2	2

(cont.)

Table 2
GASTROENTEROLOGY
2009-10 Post-M.D. Trainees
(Regular Ministry Funded vs All Other Funding)
Faculty of Medicine Providing Post-M.D. Training
By
Rank

Faculty of Medicine Providing Post-M.D. Training			Residents					Fellows	Total
			R-4	R-5	R-6	R-7	Sub-Total	Fellow	
University of Western Ontario	Gastroenterology (Int.Med.)	Regular Ministry Funded	2	2			4		4
		Non-Ministry Funded	2	1			3	3	6
		TOTAL	4	3			7	3	10
University of Manitoba	Gastroenterology (Int.Med.)	Regular Ministry Funded	1	2	1		4		4
		Non-Ministry Funded	1				1		1
		TOTAL	2	2	1		5		5
University of Alberta	Gastroenterology (Int.Med.)	Regular Ministry Funded	3	7			10		10
		Non-Ministry Funded						4	4
		TOTAL	3	7			10	4	14
	Gastroenterology (Ped.)	Regular Ministry Funded			1		1	1	2
		Non-Ministry Funded						1	1
		TOTAL			1		1	1	2
University of Calgary	Gastroenterology (Int.Med.)	Regular Ministry Funded	5	4			9		9
		Non-Ministry Funded						4	4
		TOTAL	5	4			9	4	13
	Gastroenterology (Ped.)	Regular Ministry Funded	2				2		2
		Non-Ministry Funded			1		1		1
		TOTAL	2		1		3		3
University of British Columbia	Gastroenterology (Int.Med.)	Regular Ministry Funded	2	2			4		4
		Non-Ministry Funded	1	1			2	2	4
		TOTAL	3	3			6	2	8
	Gastroenterology (Ped.)	Regular Ministry Funded		1			1		1
		Non-Ministry Funded				1	1	2	3
		TOTAL		1		1	2	2	4
Grand Total	Gastroenterology (Int.Med.)	Regular Ministry Funded	38	32	1		71		71
		Non-Ministry Funded	8	6			14	41	55
		TOTAL	46	38	1		85	41	126
	Gastroenterology (Ped.)	Regular Ministry Funded	3	3			6		6
		Non-Ministry Funded			2	1	3	24	27
		TOTAL	3	3	2	1	9	24	33
			49	41	3	1	94	65	159

**Table 1
GERIATRIC MEDICINE
2009-10 Post-M.D. Trainees
(Canadian Citizens/Permanent Residents vs Visa Trainees)
Faculty of Medicine Providing Post-M.D. Training
By
Rank**

Faculty of Medicine Providing Post-M.D. Training		Residents				Fellows	Total
		R-4	R-5	R-6	Sub-Total	Fellow	
Dalhousie University	CC/PR	1			1		1
	Visa Trainees	1	1		2		2
	TOTAL	2	1		3		3
Université Laval	CC/PR		2	1	3		3
	Visa Trainees						
	TOTAL		2	1	3		3
Université de Sherbrooke	CC/PR	2			2		2
	Visa Trainees						
	TOTAL	2			2		2
McGill University	CC/PR		1	1	2		2
	Visa Trainees						
	TOTAL		1	1	2		2
University of Ottawa	CC/PR					1	1
	Visa Trainees						
	TOTAL					1	1
University of Toronto	CC/PR	2	5		7		7
	Visa Trainees						
	TOTAL	2	5		7		7
McMaster University	CC/PR		1		1		1
	Visa Trainees						
	TOTAL		1		1		1
University of British Columbia	CC/PR	2	1		3		3
	Visa Trainees		1		1		1
	TOTAL	2	2		4		4
Grand Total	CC/PR	7	10	2	19	1	20
	Visa Trainees	1	2		3		3
	TOTAL	8	12	2	22	1	23

Table 2
GERIATRIC MEDICINE
2009-10 Post-M.D. Trainees
(Regular Ministry Funded vs All Other Funding)
Faculty of Medicine Providing Post-M.D. Training
By
Rank

Faculty of Medicine Providing Post-M.D. Training		Residents				Fellows	Total
		R-4	R-5	R-6	Sub-Total	Fellow	
Dalhousie University	Regular Ministry Funded	1			1		1
	Non-Ministry Funded	1	1		2		2
	TOTAL	2	1		3		3
Université Laval	Regular Ministry Funded		2	1	3		3
	Non-Ministry Funded						
	TOTAL		2	1	3		3
Université de Sherbrooke	Regular Ministry Funded	2			2		2
	Non-Ministry Funded						
	TOTAL	2			2		2
McGill University	Regular Ministry Funded		1	1	2		2
	Non-Ministry Funded						
	TOTAL		1	1	2		2
University of Ottawa	Regular Ministry Funded						
	Non-Ministry Funded					1	1
	TOTAL					1	1
University of Toronto	Regular Ministry Funded	2	5		7		7
	Non-Ministry Funded						
	TOTAL	2	5		7		7
McMaster University	Regular Ministry Funded		1		1		1
	Non-Ministry Funded						
	TOTAL		1		1		1
University of British Columbia	Regular Ministry Funded	2	1		3		3
	Non-Ministry Funded		1		1		1
	TOTAL	2	2		4		4
Grand Total	Regular Ministry Funded	7	10	2	19		19
	Non-Ministry Funded	1	2		3	1	4
	TOTAL	8	12	2	22	1	23

Table 1
PEDIATRIC EMERGENCY MEDICINE
2009-10 Post-M.D. Trainees
(Canadian Citizens/Permanent Residents vs Visa Trainees)
Faculty of Medicine Providing Post-M.D. Training
By Rank

Faculty of Medicine Providing Post-M.D. Training			Residents				Fellows	Total
			R-4	R-5	R-6	Sub-Total	Fellow	
Dalhousie University	Pediatric Emergency Med. (Ped.)	CC/PR		1		1		1
		Visa Trainees						
		TOTAL		1		1		1
Université de Montréal	Pediatric Emergency Med. (Ped.)	CC/PR		1		1		1
		Visa Trainees						
		TOTAL		1		1		1
McGill University	Pediatric Emergency Med. (Ped.)	CC/PR	1	1		2		2
		Visa Trainees	2			2		2
		TOTAL	3	1		4		4
University of Ottawa	Pediatric Emergency Medicine	CC/PR						
		Visa Trainees			2	2		2
		TOTAL			2	2		2
	Pediatric Emergency Med. (Ped.)	CC/PR	1	1		2		2
		Visa Trainees		1		1		1
		TOTAL	1	2		3		3
University of Toronto	Pediatric Emergency Med. (Ped.)	CC/PR	4			4	2	6
		Visa Trainees	1	1		2	10	12
		TOTAL	5	1		6	12	18
University of Western Ontario	Pediatric Emergency Med. (Ped.)	CC/PR	2	1		3		3
		Visa Trainees	1			1		1
		TOTAL	3	1		4		4
University of Manitoba	Pediatric Emergency Med. (Ped.)	CC/PR	1	1		2		2
		Visa Trainees						
		TOTAL	1	1		2		2
University of Alberta	Pediatric Emergency Med. (Ped.)	CC/PR	2	2		4		4
		Visa Trainees						
		TOTAL	2	2		4		4
University of Calgary	Pediatric Emergency Med. (Ped.)	CC/PR	3	1		4		4
		Visa Trainees		1		1		1
		TOTAL	3	2		5		5

(cont.)

**Table 1
 PEDIATRIC EMERGENCY MEDICINE
 2009-10 Post-M.D. Trainees
 (Canadian Citizens/Permanent Residents vs Visa Trainees)
 Faculty of Medicine Providing Post-M.D. Training
 By
 Rank**

Faculty of Medicine Providing Post-M.D. Training			Residents				Fellows	Total
			R-4	R-5	R-6	Sub-Total	Fellow	
University of British Columbia	Pediatric Emergency Med. (Ped.)	CC/PR	1	2	2	5	1	6
		Visa Trainees					3	3
		TOTAL	1	2	2	5	4	9
Grand Total	Pediatric Emergency Medicine	CC/PR						
		Visa Trainees			2	2		2
		TOTAL			2	2		2
	Pediatric Emergency Med. (Ped.)	CC/PR	15	11	2	28	3	31
		Visa Trainees	4	3		7	13	20
		TOTAL	19	14	2	35	16	51
			19	14	4	37	16	53

Table 2
PEDIATRIC EMERGENCY MEDICINE
2009-10 Post-M.D. Trainees
(Regular Ministry Funded vs All Other Funding)
Faculty of Medicine Providing Post-M.D. Training
By Rank

Faculty of Medicine Providing Post-M.D. Training			Residents				Fellows	Total
			R-4	R-5	R-6	Sub-Total	Fellow	
Dalhousie University	Pediatric Emergency Med. (Ped.)	Regular Ministry Funded		1		1		1
		Non-Ministry Funded						
		TOTAL		1		1		1
Université de Montréal	Pediatric Emergency Med. (Ped.)	Regular Ministry Funded		1		1		1
		Non-Ministry Funded						
		TOTAL		1		1		1
McGill University	Pediatric Emergency Med. (Ped.)	Regular Ministry Funded	1			1		1
		Non-Ministry Funded	2	1		3		3
		TOTAL	3	1		4		4
University of Ottawa	Pediatric Emergency Medicine	Regular Ministry Funded						
		Non-Ministry Funded			2	2		2
		TOTAL			2	2		2
	Pediatric Emergency Med. (Ped.)	Regular Ministry Funded						
		Non-Ministry Funded	1	2		3		3
		TOTAL	1	2		3		3
University of Toronto	Pediatric Emergency Med. (Ped.)	Regular Ministry Funded	4			4		4
		Non-Ministry Funded	1	1		2	12	14
		TOTAL	5	1		6	12	18
University of Western Ontario	Pediatric Emergency Med. (Ped.)	Regular Ministry Funded	2	1		3		3
		Non-Ministry Funded	1			1		1
		TOTAL	3	1		4		4
University of Manitoba	Pediatric Emergency Med. (Ped.)	Regular Ministry Funded	1	1		2		2
		Non-Ministry Funded						
		TOTAL	1	1		2		2
University of Alberta	Pediatric Emergency Med. (Ped.)	Regular Ministry Funded	2	2		4		4
		Non-Ministry Funded						
		TOTAL	2	2		4		4
University of Calgary	Pediatric Emergency Med. (Ped.)	Regular Ministry Funded	3	1		4		4
		Non-Ministry Funded		1		1		1
		TOTAL	3	2		5		5

(cont.)

Table 2
PEDIATRIC EMERGENCY MEDICINE
2009-10 Post-M.D. Trainees
(Regular Ministry Funded vs All Other Funding)
Faculty of Medicine Providing Post-M.D. Training
By
Rank

Faculty of Medicine Providing Post-M.D. Training			Residents				Fellows	Total
			R-4	R-5	R-6	Sub-Total	Fellow	
University of British Columbia	Pediatric Emergency Med. (Ped.)	Regular Ministry Funded	1	2	2	5		5
		Non-Ministry Funded					4	4
		TOTAL	1	2	2	5	4	9
Grand Total	Pediatric Emergency Medicine	Regular Ministry Funded						
		Non-Ministry Funded			2	2		2
		TOTAL			2	2		2
	Pediatric Emergency Med. (Ped.)	Regular Ministry Funded	14	9	2	25		25
		Non-Ministry Funded	5	5		10	16	26
		TOTAL	19	14	2	35	16	51
			19	14	4	37	16	53

**Table 1
HEMATOLOGY
2009-10 Post-M.D. Trainees
(Canadian Citizens/Permanent Residents vs Visa Trainees)
Faculty of Medicine Providing Post-M.D. Training
By
Rank**

Faculty of Medicine Providing Post-M.D. Training			Residents				Fellows	Total	
			R-4	R-5	R-6	R-7	Sub-Total	Fellow	
Dalhousie University	Hematology (Int.Med.)	CC/PR	2				2	2	
		Visa Trainees			1		1	1	
		TOTAL	2		1		3		3
Université Laval	Hematology (Int.Med.)	CC/PR	1	1			2	2	
		Visa Trainees							
		TOTAL	1	1			2		2
Université de Sherbrooke	Hematology (Int.Med.)	CC/PR	2	1			3	3	
		Visa Trainees							
		TOTAL	2	1			3		3
Université de Montréal	Hematology (Int.Med.)	CC/PR	3	2			5	5	
		Visa Trainees						1	1
		TOTAL	3	2			5	1	6
	Hematology/Oncology (Ped.)	CC/PR			2		2		2
		Visa Trainees						4	4
		TOTAL			2		2	4	6
McGill University	Hematology (Int.Med.)	CC/PR	2	2	1		5	5	
		Visa Trainees	3	1			4		4
		TOTAL	5	3	1		9		9
	Hematology/Oncology (Ped.)	CC/PR		2			2		2
		Visa Trainees							
		TOTAL		2			2		2
University of Ottawa	Hematology (Int.Med.)	CC/PR	2	1		1	4	4	
		Visa Trainees	2				2	3	5
		TOTAL	4	1		1	6	3	9
	Hematology/Oncology (Ped.)	CC/PR			1		1		1
		Visa Trainees						2	2
		TOTAL			1		1	2	3
Queen's University	Hematology (Int.Med.)	CC/PR	1	2			3	3	
		Visa Trainees							
		TOTAL	1	2			3		3
University of Toronto	Hematology (Int.Med.)	CC/PR	5	1			6	5	11
		Visa Trainees						11	11
		TOTAL	5	1			6	16	22
	Hematology/Oncology (Ped.)	CC/PR	2	5	2		9	5	14
		Visa Trainees			1		1	27	28
		TOTAL	2	5	3		10	32	42

(cont.)

**Table 1
HEMATOLOGY
2009-10 Post-M.D. Trainees
(Canadian Citizens/Permanent Residents vs Visa Trainees)
Faculty of Medicine Providing Post-M.D. Training
By
Rank**

Faculty of Medicine Providing Post-M.D. Training			Residents					Fellows	Total
			R-4	R-5	R-6	R-7	Sub-Total	Fellow	
McMaster University	Hematology (Int.Med.)	CC/PR	3	4			7	2	9
		Visa Trainees						6	6
		TOTAL	3	4			7	8	15
	Hematology/Oncology (Ped.)	CC/PR						1	1
		Visa Trainees						1	1
		TOTAL						2	2
University of Manitoba	Hematology (Int.Med.)	CC/PR	4				4		4
		Visa Trainees							
		TOTAL	4				4		4
University of Alberta	Hematology (Int.Med.)	CC/PR		1			1		1
		Visa Trainees							
		TOTAL		1			1		1
	Hematology/Oncology (Ped.)	CC/PR				1	1		1
		Visa Trainees						1	1
		TOTAL				1	1	1	2
University of Calgary	Hematology (Int.Med.)	CC/PR	2	2			4	1	5
		Visa Trainees						2	2
		TOTAL	2	2			4	3	7
	Hematology/Oncology (Ped.)	CC/PR							
		Visa Trainees	3		1		4		4
		TOTAL	3		1		4		4
University of British Columbia	Hematology (Int.Med.)	CC/PR	3	4			7	1	8
		Visa Trainees						2	2
		TOTAL	3	4			7	3	10
	Hematology/Oncology (Ped.)	CC/PR		1	3		4		4
		Visa Trainees						4	4
		TOTAL		1	3		4	4	8
Grand Total	Hematology (Int.Med.)	CC/PR	30	21	1	1	53	9	62
		Visa Trainees	5	1	1		7	25	32
		TOTAL	35	22	2	1	60	34	94
	Hematology/Oncology (Ped.)	CC/PR	2	8	8	1	19	6	25
		Visa Trainees	3		2		5	39	44
		TOTAL	5	8	10	1	24	45	69
		40	30	12	2	84	79	163	

Table 2
HEMATOLOGY
2009-10 Post-M.D. Trainees
(Regular Ministry Funded vs All Other Funding)
Faculty of Medicine Providing Post-M.D. Training
By Rank

Faculty of Medicine Providing Post-M.D. Training			Residents					Fellows	Total
			R-4	R-5	R-6	R-7	Sub-Total	Fellow	
Dalhousie University	Hematology (Int.Med.)	Regular Ministry Funded	2				2		2
		Non-Ministry Funded			1		1		1
		TOTAL	2		1		3		3
Université Laval	Hematology (Int.Med.)	Regular Ministry Funded	1	1			2		2
		Non-Ministry Funded							
		TOTAL	1	1			2		2
Université de Sherbrooke	Hematology (Int.Med.)	Regular Ministry Funded	2	1			3		3
		Non-Ministry Funded							
		TOTAL	2	1			3		3
Université de Montréal	Hematology (Int.Med.)	Regular Ministry Funded	3	2			5		5
		Non-Ministry Funded						1	1
		TOTAL	3	2			5	1	6
	Hematology/Oncology (Ped.)	Regular Ministry Funded			2		2		2
		Non-Ministry Funded						4	4
		TOTAL			2		2	4	6
McGill University	Hematology (Int.Med.)	Regular Ministry Funded	2	2	1		5		5
		Non-Ministry Funded	3	1			4		4
		TOTAL	5	3	1		9		9
	Hematology/Oncology (Ped.)	Regular Ministry Funded		1			1		1
		Non-Ministry Funded		1			1		1
		TOTAL		2			2		2
University of Ottawa	Hematology (Int.Med.)	Regular Ministry Funded	2	1		1	4		4
		Non-Ministry Funded	2				2	3	5
		TOTAL	4	1		1	6	3	9
	Hematology/Oncology (Ped.)	Regular Ministry Funded							
		Non-Ministry Funded			1		1	2	3
		TOTAL			1		1	2	3
Queen's University	Hematology (Int.Med.)	Regular Ministry Funded	1	2			3		3
		Non-Ministry Funded							
		TOTAL	1	2			3		3
University of Toronto	Hematology (Int.Med.)	Regular Ministry Funded	5	1			6		6
		Non-Ministry Funded						16	16
		TOTAL	5	1			6	16	22
	Hematology/Oncology (Ped.)	Regular Ministry Funded	2	3	2		7		7
		Non-Ministry Funded		2	1		3	32	35
		TOTAL	2	5	3		10	32	42

(cont.)

Table 2
HEMATOLOGY
2009-10 Post-M.D. Trainees
(Regular Ministry Funded vs All Other Funding)
Faculty of Medicine Providing Post-M.D. Training
By Rank

Faculty of Medicine Providing Post-M.D. Training			Residents					Fellows	Total
			R-4	R-5	R-6	R-7	Sub-Total	Fellow	
McMaster University	Hematology (Int.Med.)	Regular Ministry Funded	3	4			7		7
		Non-Ministry Funded						8	8
		TOTAL	3	4			7	8	15
	Hematology/Oncology (Ped.)	Regular Ministry Funded						2	2
		Non-Ministry Funded						2	2
		TOTAL						2	2
University of Manitoba	Hematology (Int.Med.)	Regular Ministry Funded	4				4		4
		Non-Ministry Funded							
		TOTAL	4				4		4
University of Alberta	Hematology (Int.Med.)	Regular Ministry Funded		1			1		1
		Non-Ministry Funded							
		TOTAL		1			1		1
	Hematology/Oncology (Ped.)	Regular Ministry Funded				1	1		1
		Non-Ministry Funded						1	1
		TOTAL				1	1	1	2
University of Calgary	Hematology (Int.Med.)	Regular Ministry Funded	2	2			4		4
		Non-Ministry Funded						3	3
		TOTAL	2	2			4	3	7
	Hematology/Oncology (Ped.)	Regular Ministry Funded							
		Non-Ministry Funded	3		1		4		4
		TOTAL	3		1		4		4
University of British Columbia	Hematology (Int.Med.)	Regular Ministry Funded	3	4			7		7
		Non-Ministry Funded						3	3
		TOTAL	3	4			7	3	10
	Hematology/Oncology (Ped.)	Regular Ministry Funded		1	3		4		4
		Non-Ministry Funded						4	4
		TOTAL		1	3		4	4	8
Grand Total	Hematology (Int.Med.)	Regular Ministry Funded	30	21	1	1	53		53
		Non-Ministry Funded	5	1	1		7	34	41
		TOTAL	35	22	2	1	60	34	94
	Hematology/Oncology (Ped.)	Regular Ministry Funded	2	5	7	1	15		15
		Non-Ministry Funded	3	3	3		9	45	54
		TOTAL	5	8	10	1	24	45	69
			40	30	12	2	84	79	163

Table 1
INFECTIOUS DISEASES
2009-10 Post-M.D. Trainees
(Canadian Citizens/Permanent Residents vs Visa Trainees)
Faculty of Medicine Providing Post-M.D. Training
By Rank

Faculty of Medicine Providing Post-M.D. Training			Residents				Fellows	Total
			R-4	R-5	R-6	Sub-Total	Fellow	
Dalhousie University	Infectious Diseases (Int.Med.)	CC/PR		1		1		1
		Visa Trainees						
		TOTAL		1		1		1
	Infectious Diseases (Ped.)	CC/PR						
		Visa Trainees	1			1		1
		TOTAL	1			1		1
Université de Montréal	Infectious Diseases (Ped.)	CC/PR	1			1		1
		Visa Trainees					2	2
		TOTAL	1			1	2	3
McGill University	Infectious Diseases (Int.Med.)	CC/PR			1	1		1
		Visa Trainees						
		TOTAL			1	1		1
University of Ottawa	Infectious Diseases (Int.Med.)	CC/PR	1	2		3	1	4
		Visa Trainees					2	2
		TOTAL	1	2		3	3	6
University of Toronto	Infectious Diseases (Int.Med.)	CC/PR	3	4		7	1	8
		Visa Trainees					3	3
		TOTAL	3	4		7	4	11
	Infectious Diseases (Ped.)	CC/PR	2	1		3	4	7
		Visa Trainees		1		1	6	7
		TOTAL	2	2		4	10	14
McMaster University	Infectious Diseases (Int.Med.)	CC/PR	1	2		3		3
		Visa Trainees						
		TOTAL	1	2		3		3
University of Manitoba	Infectious Diseases (Int.Med.)	CC/PR	1			1		1
		Visa Trainees		1		1		1
		TOTAL	1	1		2		2
	Infectious Diseases (Ped.)	CC/PR			1	1		1
		Visa Trainees						
		TOTAL			1	1		1

(cont.)

Table 1
INFECTIOUS DISEASES
2009-10 Post-M.D. Trainees
(Canadian Citizens/Permanent Residents vs Visa Trainees)
Faculty of Medicine Providing Post-M.D. Training
By Rank

Faculty of Medicine Providing Post-M.D. Training			Residents				Fellows	Total
			R-4	R-5	R-6	Sub-Total	Fellow	
University of Alberta	Infectious Diseases (Int.Med.)	CC/PR	1	1		2		2
		Visa Trainees					1	1
		TOTAL	1	1		2	1	3
	Infectious Diseases (Ped.)	CC/PR	2	1		3		3
		Visa Trainees						
		TOTAL	2	1		3		3
University of Calgary	Infectious Diseases (Int.Med.)	CC/PR	2	1		3		3
		Visa Trainees						
		TOTAL	2	1		3		3
	Infectious Diseases (Ped.)	CC/PR						
		Visa Trainees		1		1		1
		TOTAL		1		1		1
University of British Columbia	Infectious Diseases (Int.Med.)	CC/PR	2	2		4		4
		Visa Trainees			1	1	3	4
		TOTAL	2	2	1	5	3	8
	Infectious Diseases (Ped.)	CC/PR						
		Visa Trainees					8	8
		TOTAL					8	8
Grand Total	Infectious Diseases (Int.Med.)	CC/PR	11	13	1	25	2	27
		Visa Trainees		1	1	2	9	11
		TOTAL	11	14	2	27	11	38
	Infectious Diseases (Ped.)	CC/PR	5	2	1	8	4	12
		Visa Trainees	1	2		3	16	19
		TOTAL	6	4	1	11	20	31
		17	18	3	38	31	69	

Table 2
INFECTIOUS DISEASES
2009-10 Post-M.D. Trainees
(Regular Ministry Funded vs All Other Funding)
Faculty of Medicine Providing Post-M.D. Training
By Rank

Faculty of Medicine Providing Post-M.D. Training			Residents				Fellows	Total
			R-4	R-5	R-6	Sub-Total	Fellow	
Dalhousie University	Infectious Diseases (Int.Med.)	Regular Ministry Funded		1		1		1
		Non-Ministry Funded						
		TOTAL		1		1		1
	Infectious Diseases (Ped.)	Regular Ministry Funded						
		Non-Ministry Funded	1			1		1
		TOTAL	1			1		1
Université de Montréal	Infectious Diseases (Ped.)	Regular Ministry Funded	1			1		1
		Non-Ministry Funded					2	2
		TOTAL	1			1	2	3
McGill University	Infectious Diseases (Int.Med.)	Regular Ministry Funded			1	1		1
		Non-Ministry Funded						
		TOTAL			1	1		1
University of Ottawa	Infectious Diseases (Int.Med.)	Regular Ministry Funded	1	2		3		3
		Non-Ministry Funded					3	3
		TOTAL	1	2		3	3	6
University of Toronto	Infectious Diseases (Int.Med.)	Regular Ministry Funded	3	4		7		7
		Non-Ministry Funded					4	4
		TOTAL	3	4		7	4	11
	Infectious Diseases (Ped.)	Regular Ministry Funded	2	1		3		3
		Non-Ministry Funded		1		1	10	11
		TOTAL	2	2		4	10	14
McMaster University	Infectious Diseases (Int.Med.)	Regular Ministry Funded	1	2		3		3
		Non-Ministry Funded						
		TOTAL	1	2		3		3
University of Manitoba	Infectious Diseases (Int.Med.)	Regular Ministry Funded	1			1		1
		Non-Ministry Funded		1		1		1
		TOTAL	1	1		2		2
	Infectious Diseases (Ped.)	Regular Ministry Funded			1	1		1
		Non-Ministry Funded						
		TOTAL			1	1		1
University of Alberta	Infectious Diseases (Int.Med.)	Regular Ministry Funded	1	1		2		2
		Non-Ministry Funded					1	1
		TOTAL	1	1		2	1	3
	Infectious Diseases (Ped.)	Regular Ministry Funded	2	1		3		3
		Non-Ministry Funded						
		TOTAL	2	1		3		3

(cont.)

Table 2
INFECTIOUS DISEASES
2009-10 Post-M.D. Trainees
(Regular Ministry Funded vs All Other Funding)
Faculty of Medicine Providing Post-M.D. Training
By
Rank

Faculty of Medicine Providing Post-M.D. Training			Residents				Fellows	Total
			R-4	R-5	R-6	Sub-Total	Fellow	
University of Calgary	Infectious Diseases (Int.Med.)	Regular Ministry Funded	2	1		3		3
		Non-Ministry Funded						
		TOTAL	2	1		3		3
	Infectious Diseases (Ped.)	Regular Ministry Funded						
		Non-Ministry Funded		1		1		1
		TOTAL		1		1		1
University of British Columbia	Infectious Diseases (Int.Med.)	Regular Ministry Funded	2	2		4		4
		Non-Ministry Funded			1	1	3	4
		TOTAL	2	2	1	5	3	8
	Infectious Diseases (Ped.)	Regular Ministry Funded						
		Non-Ministry Funded					8	8
		TOTAL					8	8
Grand Total	Infectious Diseases (Int.Med.)	Regular Ministry Funded	11	13	1	25		25
		Non-Ministry Funded		1	1	2	11	13
		TOTAL	11	14	2	27	11	38
	Infectious Diseases (Ped.)	Regular Ministry Funded	5	2	1	8		8
		Non-Ministry Funded	1	2		3	20	23
		TOTAL	6	4	1	11	20	31
		17	18	3	38	31	69	

**Table 1
MEDICAL ONCOLOGY
2009-10 Post-M.D. Trainees
(Canadian Citizens/Permanent Residents vs Visa Trainees)
Faculty of Medicine Providing Post-M.D. Training
By
Rank**

Faculty of Medicine Providing Post-M.D. Training		Residents				Fellows	Total
		R-4	R-5	R-6	Sub-Total	Fellow	
Dalhousie University	CC/PR		1	2	3		3
	Visa Trainees						
	TOTAL		1	2	3		3
Université Laval	CC/PR			3	3		3
	Visa Trainees						
	TOTAL			3	3		3
Université de Montréal	CC/PR			3	3	1	4
	Visa Trainees	1			1		1
	TOTAL	1		3	4	1	5
McGill University	CC/PR	2	3		5		5
	Visa Trainees	1	1		2	1	3
	TOTAL	3	4		7	1	8
University of Ottawa	CC/PR		2		2	1	3
	Visa Trainees			1	1	4	5
	TOTAL		2	1	3	5	8
Queen's University	CC/PR	1			1	1	2
	Visa Trainees		2		2		2
	TOTAL	1	2		3	1	4
University of Toronto	CC/PR	7	5		12	9	21
	Visa Trainees					17	17
	TOTAL	7	5		12	26	38
McMaster University	CC/PR	4	4		8	2	10
	Visa Trainees		1	1	2		2
	TOTAL	4	5	1	10	2	12
University of Western Ontario	CC/PR	1	2		3		3
	Visa Trainees					1	1
	TOTAL	1	2		3	1	4
University of Manitoba	CC/PR		2		2		2
	Visa Trainees						
	TOTAL		2		2		2

(cont.)

**Table 1
 MEDICAL ONCOLOGY
 2009-10 Post-M.D. Trainees
 (Canadian Citizens/Permanent Residents vs Visa Trainees)
 Faculty of Medicine Providing Post-M.D. Training
 By
 Rank**

Faculty of Medicine Providing Post-M.D. Training		Residents				Fellows	Total
		R-4	R-5	R-6	Sub-Total	Fellow	
University of Alberta	CC/PR	1	1		2	1	3
	Visa Trainees					2	2
	TOTAL	1	1		2	3	5
University of Calgary	CC/PR						
	Visa Trainees			1	1	1	2
	TOTAL			1	1	1	2
University of British Columbia	CC/PR	3	4	2	9	2	11
	Visa Trainees		1		1	13	14
	TOTAL	3	5	2	10	15	25
Grand Total	CC/PR	19	24	10	53	17	70
	Visa Trainees	2	5	3	10	39	49
	TOTAL	21	29	13	63	56	119

Table 2
MEDICAL ONCOLOGY
2009-10 Post-M.D. Trainees
(Regular Ministry Funded vs All Other Funding)
Faculty of Medicine Providing Post-M.D. Training
By
Rank

Faculty of Medicine Providing Post-M.D. Training		Residents				Fellows	Total
		R-4	R-5	R-6	Sub-Total	Fellow	
Dalhousie University	Regular Ministry Funded		1		1		1
	Non-Ministry Funded			2	2		2
	TOTAL		1	2	3		3
Université Laval	Regular Ministry Funded			3	3		3
	Non-Ministry Funded						
	TOTAL			3	3		3
Université de Montréal	Regular Ministry Funded	1		3	4		4
	Non-Ministry Funded					1	1
	TOTAL	1		3	4	1	5
McGill University	Regular Ministry Funded	2	4		6		6
	Non-Ministry Funded	1			1	1	2
	TOTAL	3	4		7	1	8
University of Ottawa	Regular Ministry Funded		2		2		2
	Non-Ministry Funded			1	1	5	6
	TOTAL		2	1	3	5	8
Queen's University	Regular Ministry Funded	1			1		1
	Non-Ministry Funded		2		2	1	3
	TOTAL	1	2		3	1	4
University of Toronto	Regular Ministry Funded	7	5		12		12
	Non-Ministry Funded					26	26
	TOTAL	7	5		12	26	38
McMaster University	Regular Ministry Funded	4	3		7		7
	Non-Ministry Funded		2	1	3	2	5
	TOTAL	4	5	1	10	2	12

(cont.)

Table 2
MEDICAL ONCOLOGY
2009-10 Post-M.D. Trainees
(Regular Ministry Funded vs All Other Funding)
Faculty of Medicine Providing Post-M.D. Training
By
Rank

Faculty of Medicine Providing Post-M.D. Training		Residents				Fellows	Total
		R-4	R-5	R-6	Sub-Total	Fellow	
University of Western Ontario	Regular Ministry Funded	1	2		3		3
	Non-Ministry Funded					1	1
	TOTAL	1	2		3	1	4
University of Manitoba	Regular Ministry Funded		2		2		2
	Non-Ministry Funded						
	TOTAL		2		2		2
University of Alberta	Regular Ministry Funded	1			1		1
	Non-Ministry Funded		1		1	3	4
	TOTAL	1	1		2	3	5
University of Calgary	Regular Ministry Funded						
	Non-Ministry Funded			1	1	1	2
	TOTAL			1	1	1	2
University of British Columbia	Regular Ministry Funded	2	3	2	7		7
	Non-Ministry Funded	1	2		3	15	18
	TOTAL	3	5	2	10	15	25
Grand Total	Regular Ministry Funded	19	22	8	49		49
	Non-Ministry Funded	2	7	5	14	56	70
	TOTAL	21	29	13	63	56	119

Table 1
NEONATAL-PERINATAL MEDICINE
2009-10 Post-M.D. Trainees
(Canadian Citizens/Permanent Residents vs Visa Trainees)
Faculty of Medicine Providing Post-M.D. Training
By
Rank

Faculty of Medicine Providing Post-M.D. Training		Residents					Fellows	Total
		R-4	R-5	R-6	R-7	Sub-Total	Fellow	
Dalhousie University	CC/PR			2		2		2
	Visa Trainees			2		2		2
	TOTAL			4		4		4
Université de Montréal	CC/PR	1	2			3		3
	Visa Trainees						4	4
	TOTAL	1	2			3	4	7
McGill University	CC/PR							
	Visa Trainees	2	1			3		3
	TOTAL	2	1			3		3
University of Ottawa	CC/PR	1				1	1	2
	Visa Trainees						4	4
	TOTAL	1				1	5	6
University of Toronto	CC/PR	1	1			2	6	8
	Visa Trainees						27	27
	TOTAL	1	1			2	33	35
McMaster University	CC/PR						2	2
	Visa Trainees						6	6
	TOTAL						8	8
University of Western Ontario	CC/PR	1		1		2		2
	Visa Trainees						3	3
	TOTAL	1		1		2	3	5
University of Manitoba	CC/PR	1	1	1		3		3
	Visa Trainees	3	5			8		8
	TOTAL	4	6	1		11		11
University of Alberta	CC/PR		2	1	1	4	1	5
	Visa Trainees						4	4
	TOTAL		2	1	1	4	5	9
University of Calgary	CC/PR			1		1		1
	Visa Trainees	2		3		5		5
	TOTAL	2		4		6		6

(cont.)

**Table 1
 NEONATAL-PERINATAL MEDICINE
 2009-10 Post-M.D. Trainees
 (Canadian Citizens/Permanent Residents vs Visa Trainees)
 Faculty of Medicine Providing Post-M.D. Training
 By
 Rank**

Faculty of Medicine Providing Post-M.D. Training		Residents					Fellows	Total
		R-4	R-5	R-6	R-7	Sub-Total	Fellow	
University of British Columbia	CC/PR							
	Visa Trainees						7	7
	TOTAL						7	7
Grand Total	CC/PR	5	6	6	1	18	10	28
	Visa Trainees	7	6	5		18	55	73
	TOTAL	12	12	11	1	36	65	101

Table 2
NEONATAL-PERINATAL MEDICINE
2009-10 Post-M.D. Trainees
(Regular Ministry Funded vs All Other Funding)
Faculty of Medicine Providing Post-M.D. Training
By
Rank

Faculty of Medicine Providing Post-M.D. Training		Residents					Fellows	Total
		R-4	R-5	R-6	R-7	Sub-Total	Fellow	
Dalhousie University	Regular Ministry Funded							
	Non-Ministry Funded			4		4		4
	TOTAL			4		4		4
Université de Montréal	Regular Ministry Funded	1	2			3		3
	Non-Ministry Funded						4	4
	TOTAL	1	2			3	4	7
McGill University	Regular Ministry Funded							
	Non-Ministry Funded	2	1			3		3
	TOTAL	2	1			3		3
University of Ottawa	Regular Ministry Funded	1				1		1
	Non-Ministry Funded						5	5
	TOTAL	1				1	5	6
University of Toronto	Regular Ministry Funded							
	Non-Ministry Funded	1	1			2	33	35
	TOTAL	1	1			2	33	35
McMaster University	Regular Ministry Funded							
	Non-Ministry Funded						8	8
	TOTAL						8	8
University of Western Ontario	Regular Ministry Funded	1		1		2		2
	Non-Ministry Funded						3	3
	TOTAL	1		1		2	3	5
University of Manitoba	Regular Ministry Funded		2			2		2
	Non-Ministry Funded	4	4	1		9		9
	TOTAL	4	6	1		11		11
University of Alberta	Regular Ministry Funded		2	1	1	4		4
	Non-Ministry Funded						5	5
	TOTAL		2	1	1	4	5	9
University of Calgary	Regular Ministry Funded							
	Non-Ministry Funded	2		4		6		6
	TOTAL	2		4		6		6

(cont.)

**Table 2
 NEONATAL-PERINATAL MEDICINE
 2009-10 Post-M.D. Trainees
 (Regular Ministry Funded vs All Other Funding)
 Faculty of Medicine Providing Post-M.D. Training
 By
 Rank**

Faculty of Medicine Providing Post-M.D. Training		Residents					Fellows	Total
		R-4	R-5	R-6	R-7	Sub-Total	Fellow	
University of British Columbia	Regular Ministry Funded							
	Non-Ministry Funded						7	7
	TOTAL						7	7
Grand Total	Regular Ministry Funded	3	6	2	1	12		12
	Non-Ministry Funded	9	6	9		24	65	89
	TOTAL	12	12	11	1	36	65	101

Table 1
NEPHROLOGY
2009-10 Post-M.D. Trainees
(Canadian Citizens/Permanent Residents vs Visa Trainees)
Faculty of Medicine Providing Post-M.D. Training
By Rank

Faculty of Medicine Providing Post-M.D. Training			Residents					Fellows	Total
			R-4	R-5	R-6	R-7	Sub-Total	Fellow	
Memorial University	Nephrology (Int. Med.)	CC/PR	1			1	2		2
		Visa Trainees							
		TOTAL	1			1	2		2
Dalhousie University	Nephrology (Int. Med.)	CC/PR	1	1			2		2
		Visa Trainees							
		TOTAL	1	1			2		2
Université Laval	Nephrology (Int. Med.)	CC/PR		1			1		1
		Visa Trainees							
		TOTAL		1			1		1
Université de Sherbrooke	Nephrology (Int. Med.)	CC/PR	1				1		1
		Visa Trainees							
		TOTAL	1				1		1
Université de Montréal	Nephrology (Int. Med.)	CC/PR	3	2	1		6		6
		Visa Trainees							
		TOTAL	3	2	1		6		6
McGill University	Nephrology (Int. Med.)	CC/PR	1				1		1
		Visa Trainees							
		TOTAL	1				1		1
	Nephrology (Ped.)	CC/PR							
		Visa Trainees	2	2			4	1	5
		TOTAL	2	2			4	1	5
University of Ottawa	Nephrology (Int. Med.)	CC/PR	1	2			3	2	5
		Visa Trainees						4	4
		TOTAL	1	2			3	6	9
	Nephrology (Ped.)	CC/PR	2				2		2
		Visa Trainees	1				1		1
		TOTAL	3				3		3
Queen's University	Nephrology (Int. Med.)	CC/PR	1	1			2		2
		Visa Trainees							
		TOTAL	1	1			2		2
University of Toronto	Nephrology (Int. Med.)	CC/PR		1			1	4	5
		Visa Trainees						18	18
		TOTAL		1			1	22	23
	Nephrology (Ped.)	CC/PR							
		Visa Trainees		1			1	10	11
		TOTAL		1			1	10	11

(cont.)

Table 1
NEPHROLOGY
2009-10 Post-M.D. Trainees
(Canadian Citizens/Permanent Residents vs Visa Trainees)
Faculty of Medicine Providing Post-M.D. Training
By Rank

Faculty of Medicine Providing Post-M.D. Training			Residents					Fellows	Total
			R-4	R-5	R-6	R-7	Sub-Total	Fellow	
McMaster University	Nephrology (Int. Med.)	CC/PR	3	2			5		5
		Visa Trainees							
		TOTAL	3	2			5		5
University of Western Ontario	Nephrology (Int. Med.)	CC/PR	2	2			4		4
		Visa Trainees	2	1			3	7	10
		TOTAL	4	3			7	7	14
University of Manitoba	Nephrology (Int. Med.)	CC/PR		1			1		1
		Visa Trainees							
		TOTAL		1			1		1
	Nephrology (Ped.)	CC/PR		1			1		1
		Visa Trainees							
		TOTAL		1			1		1
University of Alberta	Nephrology (Int. Med.)	CC/PR	2	1			3		3
		Visa Trainees	1				1		1
		TOTAL	3	1			4		4
	Nephrology (Ped.)	CC/PR							
		Visa Trainees			1		1		1
		TOTAL			1		1		1
University of Calgary	Nephrology (Int. Med.)	CC/PR	6	1			7		7
		Visa Trainees							
		TOTAL	6	1			7		7
	Nephrology (Ped.)	CC/PR		1			1		1
		Visa Trainees		1			1		1
		TOTAL		2			2		2
University of British Columbia	Nephrology (Int. Med.)	CC/PR	3	3	1		7	1	8
		Visa Trainees	1				1	2	3
		TOTAL	4	3	1		8	3	11
	Nephrology (Ped.)	CC/PR	1				1		1
		Visa Trainees		1			1	2	3
		TOTAL	1	1			2	2	4
Grand Total	Nephrology (Int. Med.)	CC/PR	25	18	2	1	46	7	53
		Visa Trainees	4	1			5	31	36
		TOTAL	29	19	2	1	51	38	89
	Nephrology (Ped.)	CC/PR	3	2			5		5
		Visa Trainees	3	5	1		9	13	22
		TOTAL	6	7	1		14	13	27
			35	26	3	1	65	51	116

**Table 2
NEPHROLOGY
2009-10 Post-M.D. Trainees
(Regular Ministry Funded vs All Other Funding)
Faculty of Medicine Providing Post-M.D. Training
By
Rank**

Faculty of Medicine Providing Post-M.D. Training			Residents					Fellows	Total
			R-4	R-5	R-6	R-7	Sub-Total	Fellow	
Memorial University	Nephrology (Int. Med.)	Regular Ministry Funded	1			1	2		2
		Non-Ministry Funded							
		TOTAL	1			1	2		2
Dalhousie University	Nephrology (Int. Med.)	Regular Ministry Funded	1	1			2		2
		Non-Ministry Funded							
		TOTAL	1	1			2		2
Université Laval	Nephrology (Int. Med.)	Regular Ministry Funded		1			1		1
		Non-Ministry Funded							
		TOTAL		1			1		1
Université de Sherbrooke	Nephrology (Int. Med.)	Regular Ministry Funded	1				1		1
		Non-Ministry Funded							
		TOTAL	1				1		1
Université de Montréal	Nephrology (Int. Med.)	Regular Ministry Funded	3	2	1		6		6
		Non-Ministry Funded							
		TOTAL	3	2	1		6		6
McGill University	Nephrology (Int. Med.)	Regular Ministry Funded	1				1		1
		Non-Ministry Funded							
		TOTAL	1				1		1
	Nephrology (Ped.)	Regular Ministry Funded							
		Non-Ministry Funded	2	2			4	1	5
		TOTAL	2	2			4	1	5
University of Ottawa	Nephrology (Int. Med.)	Regular Ministry Funded	1	2			3		3
		Non-Ministry Funded						6	6
		TOTAL	1	2			3	6	9
	Nephrology (Ped.)	Regular Ministry Funded	2				2		2
		Non-Ministry Funded	1				1		1
		TOTAL	3				3		3
Queen's University	Nephrology (Int. Med.)	Regular Ministry Funded	1	1			2		2
		Non-Ministry Funded							
		TOTAL	1	1			2		2
University of Toronto	Nephrology (Int. Med.)	Regular Ministry Funded		1			1		1
		Non-Ministry Funded						22	22
		TOTAL		1			1	22	23
	Nephrology (Ped.)	Regular Ministry Funded							
		Non-Ministry Funded		1			1	10	11
		TOTAL		1			1	10	11
McMaster University	Nephrology (Int. Med.)	Regular Ministry Funded	3	2			5		5
		Non-Ministry Funded							
		TOTAL	3	2			5		5

(cont.)

Table 2
NEPHROLOGY
2009-10 Post-M.D. Trainees
(Regular Ministry Funded vs All Other Funding)
Faculty of Medicine Providing Post-M.D. Training
By Rank

Faculty of Medicine Providing Post-M.D. Training			Residents					Fellows	Total
			R-4	R-5	R-6	R-7	Sub-Total	Fellow	
University of Western Ontario	Nephrology (Int. Med.)	Regular Ministry Funded	2	2			4		4
		Non-Ministry Funded	2	1			3	7	10
		TOTAL	4	3			7	7	14
University of Manitoba	Nephrology (Int. Med.)	Regular Ministry Funded		1			1		1
		Non-Ministry Funded							
		TOTAL		1			1		1
	Nephrology (Ped.)	Regular Ministry Funded		1			1		1
		Non-Ministry Funded							
		TOTAL		1			1		1
University of Alberta	Nephrology (Int. Med.)	Regular Ministry Funded	2	1			3		3
		Non-Ministry Funded	1				1		1
		TOTAL	3	1			4		4
	Nephrology (Ped.)	Regular Ministry Funded							
		Non-Ministry Funded			1		1		1
		TOTAL			1		1		1
University of Calgary	Nephrology (Int. Med.)	Regular Ministry Funded	6	1			7		7
		Non-Ministry Funded							
		TOTAL	6	1			7		7
	Nephrology (Ped.)	Regular Ministry Funded		1			1		1
		Non-Ministry Funded		1			1		1
		TOTAL		2			2		2
University of British Columbia	Nephrology (Int. Med.)	Regular Ministry Funded	2	2	1		5		5
		Non-Ministry Funded	2	1			3	3	6
		TOTAL	4	3	1		8	3	11
	Nephrology (Ped.)	Regular Ministry Funded	1				1		1
		Non-Ministry Funded		1			1	2	3
		TOTAL	1	1			2	2	4
Grand Total	Nephrology (Int. Med.)	Regular Ministry Funded	24	17	2	1	44		44
		Non-Ministry Funded	5	2			7	38	45
		TOTAL	29	19	2	1	51	38	89
	Nephrology (Ped.)	Regular Ministry Funded	3	2			5		5
		Non-Ministry Funded	3	5	1		9	13	22
		TOTAL	6	7	1		14	13	27
		35	26	3	1	65	51	116	

**Table 1
 OCCUPATIONAL MEDICINE
 2009-10 Post-M.D. Trainees
 (Canadian Citizens/Permanent Residents vs Visa Trainees)
 Faculty of Medicine Providing Post-M.D. Training
 By
 Rank**

Faculty of Medicine Providing Post-M.D. Training		Residents			Fellows	Total
		R-4	R-5	Sub-Total	Fellow	
University of Toronto	CC/PR				2	2
	Visa Trainees	1		1	1	2
	TOTAL	1		1	3	4
University of Alberta	CC/PR		2	2		2
	Visa Trainees		2	2		2
	TOTAL		4	4		4
Grand Total	CC/PR		2	2	2	4
	Visa Trainees	1	2	3	1	4
	TOTAL	1	4	5	3	8

Table 2
OCCUPATIONAL MEDICINE
2009-10 Post-M.D. Trainees
(Regular Ministry Funded vs All Other Funding)
Faculty of Medicine Providing Post-M.D. Training
By
Rank

Faculty of Medicine Providing Post-M.D. Training		Residents			Fellows	Total
		R-4	R-5	Sub-Total	Fellow	
University of Toronto	Regular Ministry Funded					
	Non-Ministry Funded	1		1	3	4
	TOTAL	1		1	3	4
University of Alberta	Regular Ministry Funded		2	2		2
	Non-Ministry Funded		2	2		2
	TOTAL		4	4		4
Grand Total	Regular Ministry Funded		2	2		2
	Non-Ministry Funded	1	2	3	3	6
	TOTAL	1	4	5	3	8

**Table 1
RESPIROLOGY
2009-10 Post-M.D. Trainees
(Canadian Citizens/Permanent Residents vs Visa Trainees)
Faculty of Medicine Providing Post-M.D. Training
By
Rank**

Faculty of Medicine Providing Post-M.D. Training			Residents					Fellows	Total
			R-4	R-5	R-6	R-7	Sub-Total	Fellow	
Dalhousie University	Respirology (Int. Med.)	CC/PR		1			1		1
		Visa Trainees							
		TOTAL		1			1		1
Université Laval	Respirology (Int. Med.)	CC/PR	3	1			4		4
		Visa Trainees							
		TOTAL	3	1			4		4
Université de Sherbrooke	Respirology (Int. Med.)	CC/PR		2			2	1	3
		Visa Trainees							
		TOTAL		2			2	1	3
Université de Montréal	Respirology (Int. Med.)	CC/PR	4	3			7		7
		Visa Trainees							
		TOTAL	4	3			7		7
	Respirology (Ped.)	CC/PR		1			1		1
		Visa Trainees						1	1
		TOTAL		1			1	1	2
McGill University	Respirology (Int. Med.)	CC/PR	2	2	2	1	7		7
		Visa Trainees	1				1	2	3
		TOTAL	3	2	2	1	8	2	10
	Respirology (Ped.)	CC/PR							
		Visa Trainees	2				2		2
		TOTAL	2				2		2
University of Ottawa	Respirology (Int. Med.)	CC/PR	3	1	1		5	3	8
		Visa Trainees		1			1		1
		TOTAL	3	2	1		6	3	9
Queen's University	Respirology (Int. Med.)	CC/PR	1	2			3	1	4
		Visa Trainees						2	2
		TOTAL	1	2			3	3	6
University of Toronto	Respirology (Int. Med.)	CC/PR	2	5			7	7	14
		Visa Trainees						7	7
		TOTAL	2	5			7	14	21
	Respirology (Ped.)	CC/PR		4			4	1	5
		Visa Trainees						4	4
		TOTAL		4			4	5	9
McMaster University	Respirology (Int. Med.)	CC/PR	1	3			4		4
		Visa Trainees	1	1			2	1	3
		TOTAL	2	4			6	1	7

(cont.)

**Table 1
RESPIROLOGY
2009-10 Post-M.D. Trainees
(Canadian Citizens/Permanent Residents vs Visa Trainees)
Faculty of Medicine Providing Post-M.D. Training
By
Rank**

Faculty of Medicine Providing Post-M.D. Training			Residents					Fellows	Total
			R-4	R-5	R-6	R-7	Sub-Total	Fellow	
University of Western Ontario	Respirology (Int. Med.)	CC/PR	1	2			3	1	4
		Visa Trainees	1				1		1
		TOTAL	2	2			4	1	5
University of Manitoba	Respirology (Int. Med.)	CC/PR	1	1			2		2
		Visa Trainees		1	2		3		3
		TOTAL	1	2	2		5		5
	Respirology (Ped.)	CC/PR							
		Visa Trainees		1			1		1
		TOTAL		1			1		1
University of Saskatchewan	Respirology (Int. Med.)	CC/PR	1	1			2		2
		Visa Trainees		1			1		1
		TOTAL	1	2			3		3
University of Alberta	Respirology (Int. Med.)	CC/PR	3	3			6		6
		Visa Trainees	1				1		1
		TOTAL	4	3			7		7
	Respirology (Ped.)	CC/PR							
		Visa Trainees						2	2
		TOTAL						2	2
University of Calgary	Respirology (Int. Med.)	CC/PR	4	3	1		8	1	9
		Visa Trainees							
		TOTAL	4	3	1		8	1	9
	Respirology (Ped.)	CC/PR		1			1		1
		Visa Trainees	1	1			2		2
		TOTAL	1	2			3		3
University of British Columbia	Respirology (Int. Med.)	CC/PR	3	3	1		7		7
		Visa Trainees						1	1
		TOTAL	3	3	1		7	1	8
	Respirology (Ped.)	CC/PR							
		Visa Trainees						2	2
		TOTAL						2	2
Grand Total	Respirology (Int. Med.)	CC/PR	29	33	5	1	68	14	82
		Visa Trainees	4	4	2		10	13	23
		TOTAL	33	37	7	1	78	27	105
	Respirology (Ped.)	CC/PR		6			6	1	7
		Visa Trainees	3	2			5	9	14
		TOTAL	3	8			11	10	21
			36	45	7	1	89	37	126

**Table 2
RESPIROLOGY
2009-10 Post-M.D. Trainees
(Regular Ministry Funded vs All Other Funding)
Faculty of Medicine Providing Post-M.D. Training
By
Rank**

Faculty of Medicine Providing Post-M.D. Training			Residents					Fellows	Total
			R-4	R-5	R-6	R-7	Sub-Total	Fellow	
Dalhousie University	Respirology (Int. Med.)	Regular Ministry Funded		1			1		1
		Non-Ministry Funded							
		TOTAL		1			1		1
Université Laval	Respirology (Int. Med.)	Regular Ministry Funded	3	1			4		4
		Non-Ministry Funded							
		TOTAL	3	1			4		4
Université de Sherbrooke	Respirology (Int. Med.)	Regular Ministry Funded		2			2		2
		Non-Ministry Funded						1	1
		TOTAL		2			2	1	3
Université de Montréal	Respirology (Int. Med.)	Regular Ministry Funded	4	3			7		7
		Non-Ministry Funded							
		TOTAL	4	3			7		7
	Respirology (Ped.)	Regular Ministry Funded		1			1		1
		Non-Ministry Funded						1	1
		TOTAL		1			1	1	2
McGill University	Respirology (Int. Med.)	Regular Ministry Funded	2	2	2	1	7		7
		Non-Ministry Funded	1				1	2	3
		TOTAL	3	2	2	1	8	2	10
	Respirology (Ped.)	Regular Ministry Funded							
		Non-Ministry Funded	2				2		2
		TOTAL	2				2		2
University of Ottawa	Respirology (Int. Med.)	Regular Ministry Funded	3	1			4	1	5
		Non-Ministry Funded		1	1		2	2	4
		TOTAL	3	2	1		6	3	9
Queen's University	Respirology (Int. Med.)	Regular Ministry Funded	1	2			3		3
		Non-Ministry Funded						3	3
		TOTAL	1	2			3	3	6
University of Toronto	Respirology (Int. Med.)	Regular Ministry Funded	2	5			7		7
		Non-Ministry Funded						14	14
		TOTAL	2	5			7	14	21
	Respirology (Ped.)	Regular Ministry Funded		2			2		2
		Non-Ministry Funded		2			2	5	7
		TOTAL		4			4	5	9
McMaster University	Respirology (Int. Med.)	Regular Ministry Funded	1	3			4		4
		Non-Ministry Funded	1	1			2	1	3
		TOTAL	2	4			6	1	7
University of Western Ontario	Respirology (Int. Med.)	Regular Ministry Funded	1	2			3		3
		Non-Ministry Funded	1				1	1	2
		TOTAL	2	2			4	1	5

(cont.)

Table 2
RESPIROLOGY
2009-10 Post-M.D. Trainees
(Regular Ministry Funded vs All Other Funding)
Faculty of Medicine Providing Post-M.D. Training
By Rank

Faculty of Medicine Providing Post-M.D. Training			Residents					Fellows	Total
			R-4	R-5	R-6	R-7	Sub-Total	Fellow	
University of Manitoba	Respirology (Int. Med.)	Regular Ministry Funded	1	1			2		2
		Non-Ministry Funded		1	2		3		3
		TOTAL	1	2	2		5		5
	Respirology (Ped.)	Regular Ministry Funded							
		Non-Ministry Funded		1			1		1
		TOTAL		1			1		1
University of Saskatchewan	Respirology (Int. Med.)	Regular Ministry Funded		1			1		1
		Non-Ministry Funded	1	1			2		2
		TOTAL	1	2			3		3
University of Alberta	Respirology (Int. Med.)	Regular Ministry Funded	3	3			6		6
		Non-Ministry Funded	1				1		1
		TOTAL	4	3			7		7
	Respirology (Ped.)	Regular Ministry Funded							
		Non-Ministry Funded						2	2
		TOTAL						2	2
University of Calgary	Respirology (Int. Med.)	Regular Ministry Funded	4	3			7		7
		Non-Ministry Funded			1		1	1	2
		TOTAL	4	3	1		8	1	9
	Respirology (Ped.)	Regular Ministry Funded		1			1		1
		Non-Ministry Funded	1	1			2		2
		TOTAL	1	2			3		3
University of British Columbia	Respirology (Int. Med.)	Regular Ministry Funded	3	3	1		7		7
		Non-Ministry Funded						1	1
		TOTAL	3	3	1		7	1	8
	Respirology (Ped.)	Regular Ministry Funded							
		Non-Ministry Funded						2	2
		TOTAL						2	2
Grand Total	Respirology (Int. Med.)	Regular Ministry Funded	28	33	3	1	65	1	66
		Non-Ministry Funded	5	4	4		13	26	39
		TOTAL	33	37	7	1	78	27	105
	Respirology (Ped.)	Regular Ministry Funded		4			4		4
		Non-Ministry Funded	3	4			7	10	17
		TOTAL	3	8			11	10	21
		36	45	7	1	89	37	126	

**Table 1
RHEUMATOLOGY
2009-10 Post-M.D. Trainees
(Canadian Citizens/Permanent Residents vs Visa Trainees)
Faculty of Medicine Providing Post-M.D. Training
By
Rank**

Faculty of Medicine Providing Post-M.D. Training			Residents					Fellows	Total
			R-4	R-5	R-6	R-7	Sub-Total	Fellow	
Université de Sherbrooke	Rheumatology (Int.Med.)	CC/PR	1	1			2		2
		Visa Trainees						1	1
		TOTAL	1	1			2	1	3
Université de Montréal	Rheumatology (Int.Med.)	CC/PR	2	2			4		4
		Visa Trainees						1	1
		TOTAL	2	2			4	1	5
McGill University	Rheumatology (Int.Med.)	CC/PR		1	1		2		2
		Visa Trainees							
		TOTAL		1	1		2		2
	Rheumatology (Ped.)	CC/PR		1			1		1
		Visa Trainees							
		TOTAL		1			1		1
University of Ottawa	Rheumatology (Int.Med.)	CC/PR	1	1			2		2
		Visa Trainees							
		TOTAL	1	1			2		2
Queen's University	Rheumatology (Int.Med.)	CC/PR	1	1			2		2
		Visa Trainees							
		TOTAL	1	1			2		2
University of Toronto	Rheumatology (Int.Med.)	CC/PR	6	2			8	3	11
		Visa Trainees		2			2	10	12
		TOTAL	6	4			10	13	23
	Rheumatology (Ped.)	CC/PR	1	4			5	3	8
		Visa Trainees						4	4
		TOTAL	1	4			5	7	12
McMaster University	Rheumatology (Int.Med.)	CC/PR	3	2			5		5
		Visa Trainees							
		TOTAL	3	2			5		5
University of Western Ontario	Rheumatology (Int.Med.)	CC/PR	2	1			3		3
		Visa Trainees		1			1		1
		TOTAL	2	2			4		4
University of Saskatchewan	Rheumatology (Int.Med.)	CC/PR	1				1		1
		Visa Trainees							
		TOTAL	1				1		1

(cont.)

Table 1
RHEUMATOLOGY
2009-10 Post-M.D. Trainees
(Canadian Citizens/Permanent Residents vs Visa Trainees)
Faculty of Medicine Providing Post-M.D. Training
By Rank

Faculty of Medicine Providing Post-M.D. Training			Residents					Fellows	Total
			R-4	R-5	R-6	R-7	Sub-Total	Fellow	
University of Alberta	Rheumatology (Int.Med.)	CC/PR	2				2	1	3
		Visa Trainees							
		TOTAL	2				2	1	3
University of Calgary	Rheumatology (Int.Med.)	CC/PR	1	3			4		4
		Visa Trainees							
		TOTAL	1	3			4		4
University of British Columbia	Rheumatology (Int.Med.)	CC/PR	3		1		4		4
		Visa Trainees		1		1	2	2	4
		TOTAL	3	1	1	1	6	2	8
	Rheumatology (Ped.)	CC/PR	1			1	2		2
Visa Trainees							3	3	
TOTAL		1			1	2	3	5	
Grand Total	Rheumatology (Int.Med.)	CC/PR	23	14	2		39	4	43
		Visa Trainees		4		1	5	14	19
		TOTAL	23	18	2	1	44	18	62
	Rheumatology (Ped.)	CC/PR	2	5		1	8	3	11
		Visa Trainees						7	7
		TOTAL	2	5		1	8	10	18
		25	23	2	2	52	28	80	

Table 2
RHEUMATOLOGY
2009-10 Post-M.D. Trainees
(Regular Ministry Funded vs All Other Funding)
Faculty of Medicine Providing Post-M.D. Training
By Rank

Faculty of Medicine Providing Post-M.D. Training			Residents					Fellows	Total
			R-4	R-5	R-6	R-7	Sub-Total	Fellow	
Université de Sherbrooke	Rheumatology (Int.Med.)	Regular Ministry Funded	1	1			2		2
		Non-Ministry Funded						1	1
		TOTAL	1	1			2	1	3
Université de Montréal	Rheumatology (Int.Med.)	Regular Ministry Funded	2	2			4		4
		Non-Ministry Funded						1	1
		TOTAL	2	2			4	1	5
McGill University	Rheumatology (Int.Med.)	Regular Ministry Funded		1	1		2		2
		Non-Ministry Funded							
		TOTAL		1	1		2		2
	Rheumatology (Ped.)	Regular Ministry Funded		1			1		1
		Non-Ministry Funded							
		TOTAL		1			1		1
University of Ottawa	Rheumatology (Int.Med.)	Regular Ministry Funded	1	1			2		2
		Non-Ministry Funded							
		TOTAL	1	1			2		2
Queen's University	Rheumatology (Int.Med.)	Regular Ministry Funded	1				1		1
		Non-Ministry Funded		1			1		1
		TOTAL	1	1			2		2
University of Toronto	Rheumatology (Int.Med.)	Regular Ministry Funded	6	2			8		8
		Non-Ministry Funded		2			2	13	15
		TOTAL	6	4			10	13	23
	Rheumatology (Ped.)	Regular Ministry Funded	1	4			5		5
		Non-Ministry Funded						7	7
		TOTAL	1	4			5	7	12
McMaster University	Rheumatology (Int.Med.)	Regular Ministry Funded	3	2			5		5
		Non-Ministry Funded							
		TOTAL	3	2			5		5
University of Western Ontario	Rheumatology (Int.Med.)	Regular Ministry Funded	2	1			3		3
		Non-Ministry Funded		1			1		1
		TOTAL	2	2			4		4
University of Saskatchewan	Rheumatology (Int.Med.)	Regular Ministry Funded	1				1		1
		Non-Ministry Funded							
		TOTAL	1				1		1
University of Alberta	Rheumatology (Int.Med.)	Regular Ministry Funded	2				2		2
		Non-Ministry Funded						1	1
		TOTAL	2				2	1	3

(cont.)

Table 2
RHEUMATOLOGY
2009-10 Post-M.D. Trainees
(Regular Ministry Funded vs All Other Funding)
Faculty of Medicine Providing Post-M.D. Training
By Rank

Faculty of Medicine Providing Post-M.D. Training			Residents					Fellows	Total
			R-4	R-5	R-6	R-7	Sub-Total	Fellow	
University of Calgary	Rheumatology (Int.Med.)	Regular Ministry Funded	1	3			4		4
		Non-Ministry Funded							
		TOTAL	1	3			4		4
University of British Columbia	Rheumatology (Int.Med.)	Regular Ministry Funded	3		1		4		4
		Non-Ministry Funded		1		1	2	2	4
		TOTAL	3	1	1	1	6	2	8
	Rheumatology (Ped.)	Regular Ministry Funded	1			1	2		2
		Non-Ministry Funded						3	3
		TOTAL	1			1	2	3	5
Grand Total	Rheumatology (Int.Med.)	Regular Ministry Funded	23	13	2		38		38
		Non-Ministry Funded		5		1	6	18	24
		TOTAL	23	18	2	1	44	18	62
	Rheumatology (Ped.)	Regular Ministry Funded	2	5		1	8		8
		Non-Ministry Funded						10	10
		TOTAL	2	5		1	8	10	18
		25	23	2	2	52	28	80	

**Table 1
TRANSFUSION MEDICINE
2009-10 Post-M.D. Trainees
(Canadian Citizens/Permanent Residents vs Visa Trainees)
Faculty of Medicine Providing Post-M.D. Training
By
Rank**

Faculty of Medicine Providing Post-M.D. Training			Residents			Fellows	Total
			R-6	R-7	Sub-Total	Fellow	
Dalhousie University	Transfusion Med. (Hem.Path.)	CC/PR	1		1		1
		Visa Trainees					
		TOTAL	1		1		1
University of Ottawa	Transfusion Med. (Int.Med.)	CC/PR				1	1
		Visa Trainees					
		TOTAL				1	1
University of Toronto	Transfusion Med. (Int.Med.)	CC/PR					
		Visa Trainees				1	1
		TOTAL				1	1
McMaster University	Transfusion Med. (Int.Med.)	CC/PR					
		Visa Trainees				1	1
		TOTAL				1	1
University of British Columbia	Transfusion Medicine (Anes.)	CC/PR		1	1		1
		Visa Trainees					
		TOTAL		1	1		1
Grand Total	Transfusion Medicine (Anes.)	CC/PR		1	1		1
		Visa Trainees					
		TOTAL		1	1		1
	Transfusion Med. (Int.Med.)	CC/PR				1	1
		Visa Trainees				2	2
		TOTAL				3	3
	Transfusion Med. (Hem.Path.)	CC/PR	1		1		1
		Visa Trainees					
		TOTAL	1		1		1
		1	1	2	3	5	

Table 2
TRANSFUSION MEDICINE
2009-10 Post-M.D. Trainees
(Regular Ministry Funded vs All Other Funding)
Faculty of Medicine Providing Post-M.D. Training
By
Rank

Faculty of Medicine Providing Post-M.D. Training			Residents			Fellows	Total
			R-6	R-7	Sub-Total	Fellow	
Dalhousie University	Transfusion Med. (Hem.Path.)	Regular Ministry Funded					
		Non-Ministry Funded	1		1		1
		TOTAL	1		1		1
University of Ottawa	Transfusion Med. (Int.Med.)	Regular Ministry Funded					
		Non-Ministry Funded				1	1
		TOTAL				1	1
University of Toronto	Transfusion Med. (Int.Med.)	Regular Ministry Funded					
		Non-Ministry Funded				1	1
		TOTAL				1	1
McMaster University	Transfusion Med. (Int.Med.)	Regular Ministry Funded					
		Non-Ministry Funded				1	1
		TOTAL				1	1
University of British Columbia	Transfusion Medicine (Anes.)	Regular Ministry Funded		1	1		1
		Non-Ministry Funded					
		TOTAL		1	1		1
Grand Total	Transfusion Medicine (Anes.)	Regular Ministry Funded		1	1		1
		Non-Ministry Funded					
		TOTAL		1	1		1
	Transfusion Med. (Int.Med.)	Regular Ministry Funded					
		Non-Ministry Funded				3	3
		TOTAL				3	3
Transfusion Med. (Hem.Path.)	Regular Ministry Funded						
	Non-Ministry Funded	1		1		1	
	TOTAL	1		1		1	
		1	1	2	3	5	

**Table 1
 COLORECTAL SURGERY
 2009-10 Post-M.D. Trainees
 (Canadian Citizens/Permanent Residents vs Visa Trainees)
 Faculty of Medicine Providing Post-M.D. Training
 By
 Rank**

Faculty of Medicine Providing Post-M.D. Training		Residents			Fellows	Total
		R-6	R-7	Sub-Total	Fellow	
University of Ottawa	CC/PR	1	1	2		2
	Visa Trainees					
	TOTAL	1	1	2		2
University of Toronto	CC/PR	1	1	2		2
	Visa Trainees				1	1
	TOTAL	1	1	2	1	3
University of Calgary	CC/PR	1	1	2		2
	Visa Trainees		1	1		1
	TOTAL	1	2	3		3
University of British Columbia	CC/PR					
	Visa Trainees				1	1
	TOTAL				1	1
Grand Total	CC/PR	3	3	6		6
	Visa Trainees		1	1	2	3
	TOTAL	3	4	7	2	9

Table 2
COLORECTAL SURGERY
2009-10 Post-M.D. Trainees
(Regular Ministry Funded vs All Other Funding)
Faculty of Medicine Providing Post-M.D. Training
By
Rank

Faculty of Medicine Providing Post-M.D. Training		Residents			Fellows	Total
		R-6	R-7	Sub-Total	Fellow	
University of Ottawa	Regular Ministry Funded	1	1	2		2
	Non-Ministry Funded					
	TOTAL	1	1	2		2
University of Toronto	Regular Ministry Funded	1		1		1
	Non-Ministry Funded		1	1	1	2
	TOTAL	1	1	2	1	3
University of Calgary	Regular Ministry Funded	1	1	2		2
	Non-Ministry Funded		1	1		1
	TOTAL	1	2	3		3
University of British Columbia	Regular Ministry Funded					
	Non-Ministry Funded				1	1
	TOTAL				1	1
Grand Total	Regular Ministry Funded	3	2	5		5
	Non-Ministry Funded		2	2	2	4
	TOTAL	3	4	7	2	9

**Table 1
 GENERAL SURGICAL ONCOLOGY
 2009-10 Post-M.D. Trainees
 (Canadian Citizens/Permanent Residents vs Visa Trainees)
 Faculty of Medicine Providing Post-M.D. Training
 By
 Rank**

Faculty of Medicine Providing Post-M.D. Training		Residents		Fellows	Total
		R-6	Sub-Total	Fellow	
McGill University	CC/PR				
	Visa Trainees	1	1		1
	TOTAL	1	1		1
University of Toronto	CC/PR	2	2	3	5
	Visa Trainees			4	4
	TOTAL	2	2	7	9
University of Calgary	CC/PR				
	Visa Trainees	2	2		2
	TOTAL	2	2		2
Grand Total	CC/PR	2	2	3	5
	Visa Trainees	3	3	4	7
	TOTAL	5	5	7	12

**Table 2
 GENERAL SURGICAL ONCOLOGY
 2009-10 Post-M.D. Trainees
 (Regular Ministry Funded vs All Other Funding)
 Faculty of Medicine Providing Post-M.D. Training
 By
 Rank**

Faculty of Medicine Providing Post-M.D. Training		Residents		Fellows	Total
		R-6	Sub-Total	Fellow	
McGill University	Regular Ministry Funded				
	Non-Ministry Funded	1	1		1
	TOTAL	1	1		1
University of Toronto	Regular Ministry Funded	2	2		2
	Non-Ministry Funded			7	7
	TOTAL	2	2	7	9
University of Calgary	Regular Ministry Funded				
	Non-Ministry Funded	2	2		2
	TOTAL	2	2		2
Grand Total	Regular Ministry Funded	2	2		2
	Non-Ministry Funded	3	3	7	10
	TOTAL	5	5	7	12

Table 1
PEDIATRIC GENERAL SURGERY
2009-10 Post-M.D. Trainees
(Canadian Citizens/Permanent Residents vs Visa Trainees)
Faculty of Medicine Providing Post-M.D. Training
By
Rank

Faculty of Medicine Providing Post-M.D. Training		Residents			Fellows	Total
		R-6	R-7	Sub-Total	Fellow	
Dalhousie University	CC/PR		1	1		1
	Visa Trainees					
	TOTAL		1	1		1
Université de Montréal	CC/PR	2	1	3		3
	Visa Trainees					
	TOTAL	2	1	3		3
McGill University	CC/PR	1	1	2		2
	Visa Trainees					
	TOTAL	1	1	2		2
University of Ottawa	CC/PR	1		1		1
	Visa Trainees				1	1
	TOTAL	1		1	1	2
University of Toronto	CC/PR	1		1		1
	Visa Trainees	1	1	2	2	4
	TOTAL	2	1	3	2	5
University of Calgary	CC/PR					
	Visa Trainees	1		1		1
	TOTAL	1		1		1
University of British Columbia	CC/PR		2	2		2
	Visa Trainees					
	TOTAL		2	2		2
Grand Total	CC/PR	5	5	10		10
	Visa Trainees	2	1	3	3	6
	TOTAL	7	6	13	3	16

Table 2
PEDIATRIC GENERAL SURGERY
2009-10 Post-M.D. Trainees
(Regular Ministry Funded vs All Other Funding)
Faculty of Medicine Providing Post-M.D. Training
By
Rank

Faculty of Medicine Providing Post-M.D. Training		Residents			Fellows	Total
		R-6	R-7	Sub-Total	Fellow	
Dalhousie University	Regular Ministry Funded		1	1		1
	Non-Ministry Funded					
	TOTAL		1	1		1
Université de Montréal	Regular Ministry Funded	2	1	3		3
	Non-Ministry Funded					
	TOTAL	2	1	3		3
McGill University	Regular Ministry Funded	1	1	2		2
	Non-Ministry Funded					
	TOTAL	1	1	2		2
University of Ottawa	Regular Ministry Funded	1		1		1
	Non-Ministry Funded				1	1
	TOTAL	1		1	1	2
University of Toronto	Regular Ministry Funded	1		1		1
	Non-Ministry Funded	1	1	2	2	4
	TOTAL	2	1	3	2	5
University of Calgary	Regular Ministry Funded					
	Non-Ministry Funded	1		1		1
	TOTAL	1		1		1
University of British Columbia	Regular Ministry Funded		1	1		1
	Non-Ministry Funded		1	1		1
	TOTAL		2	2		2
Grand Total	Regular Ministry Funded	5	4	9		9
	Non-Ministry Funded	2	2	4	3	7
	TOTAL	7	6	13	3	16

**Table 1
 THORACIC SURGERY
 2009-10 Post-M.D. Trainees
 (Canadian Citizens/Permanent Residents vs Visa Trainees)
 Faculty of Medicine Providing Post-M.D. Training
 By
 Rank**

Faculty of Medicine Providing Post-M.D. Training		Residents			Fellows	Total
		R-6	R-7	Sub-Total	Fellow	
Université Laval	CC/PR					
	Visa Trainees				1	1
	TOTAL				1	1
University of Ottawa	CC/PR	1		1		1
	Visa Trainees				1	1
	TOTAL	1		1	1	2
University of Toronto	CC/PR	2	4	6	2	8
	Visa Trainees				13	13
	TOTAL	2	4	6	15	21
McMaster University	CC/PR		1	1		1
	Visa Trainees				2	2
	TOTAL		1	1	2	3
University of Western Ontario	CC/PR	1		1		1
	Visa Trainees				1	1
	TOTAL	1		1	1	2
University of Manitoba	CC/PR	1		1		1
	Visa Trainees					
	TOTAL	1		1		1
University of Calgary	CC/PR		1	1		1
	Visa Trainees					
	TOTAL		1	1		1
University of British Columbia	CC/PR		1	1		1
	Visa Trainees					
	TOTAL		1	1		1
Grand Total	CC/PR	5	7	12	2	14
	Visa Trainees				18	18
	TOTAL	5	7	12	20	32

**Table 2
THORACIC SURGERY
2009-10 Post-M.D. Trainees
(Regular Ministry Funded vs All Other Funding)
Faculty of Medicine Providing Post-M.D. Training
By
Rank**

Faculty of Medicine Providing Post-M.D. Training		Residents			Fellows	Total
		R-6	R-7	Sub-Total	Fellow	
Université Laval	Regular Ministry Funded					
	Non-Ministry Funded				1	1
	TOTAL				1	1
University of Ottawa	Regular Ministry Funded	1		1		1
	Non-Ministry Funded				1	1
	TOTAL	1		1	1	2
University of Toronto	Regular Ministry Funded	1	4	5		5
	Non-Ministry Funded	1		1	15	16
	TOTAL	2	4	6	15	21
McMaster University	Regular Ministry Funded					
	Non-Ministry Funded		1	1	2	3
	TOTAL		1	1	2	3
University of Western Ontario	Regular Ministry Funded	1		1		1
	Non-Ministry Funded				1	1
	TOTAL	1		1	1	2
University of Manitoba	Regular Ministry Funded	1		1		1
	Non-Ministry Funded					
	TOTAL	1		1		1
University of Calgary	Regular Ministry Funded		1	1		1
	Non-Ministry Funded					
	TOTAL		1	1		1
University of British Columbia	Regular Ministry Funded		1	1		1
	Non-Ministry Funded					
	TOTAL		1	1		1
Grand Total	Regular Ministry Funded	4	6	10		10
	Non-Ministry Funded	1	1	2	20	22
	TOTAL	5	7	12	20	32

**Table 1
VASCULAR SURGERY
2009-10 Post-M.D. Trainees
(Canadian Citizens/Permanent Residents vs Visa Trainees)
Faculty of Medicine Providing Post-M.D. Training
By
Rank**

Faculty of Medicine Providing Post-M.D. Training		Residents			Fellows	Total
		R-6	R-7	Sub-Total	Fellow	
McGill University	CC/PR	1	1	2		2
	Visa Trainees				1	1
	TOTAL	1	1	2	1	3
University of Ottawa	CC/PR		2	2		2
	Visa Trainees				1	1
	TOTAL		2	2	1	3
University of Toronto	CC/PR	2	2	4		4
	Visa Trainees				2	2
	TOTAL	2	2	4	2	6
McMaster University	CC/PR		1	1		1
	Visa Trainees					
	TOTAL		1	1		1
University of Western Ontario	CC/PR					
	Visa Trainees				1	1
	TOTAL				1	1
University of Calgary	CC/PR					
	Visa Trainees		1	1		1
	TOTAL		1	1		1
University of British Columbia	CC/PR		1	1		1
	Visa Trainees	1	1	2		2
	TOTAL	1	2	3		3
Grand Total	CC/PR	3	7	10		10
	Visa Trainees	1	2	3	5	8
	TOTAL	4	9	13	5	18

Table 2
VASCULAR SURGERY
2009-10 Post-M.D. Trainees
(Regular Ministry Funded vs All Other Funding)
Faculty of Medicine Providing Post-M.D. Training
By
Rank

Faculty of Medicine Providing Post-M.D. Training		Residents			Fellows	Total
		R-6	R-7	Sub-Total	Fellow	
McGill University	Regular Ministry Funded	1	1	2		2
	Non-Ministry Funded				1	1
	TOTAL	1	1	2	1	3
University of Ottawa	Regular Ministry Funded		2	2		2
	Non-Ministry Funded				1	1
	TOTAL		2	2	1	3
University of Toronto	Regular Ministry Funded	2	2	4		4
	Non-Ministry Funded				2	2
	TOTAL	2	2	4	2	6
McMaster University	Regular Ministry Funded		1	1		1
	Non-Ministry Funded					
	TOTAL		1	1		1
University of Western Ontario	Regular Ministry Funded					
	Non-Ministry Funded				1	1
	TOTAL				1	1
University of Calgary	Regular Ministry Funded					
	Non-Ministry Funded		1	1		1
	TOTAL		1	1		1
University of British Columbia	Regular Ministry Funded		1	1		1
	Non-Ministry Funded	1	1	2		2
	TOTAL	1	2	3		3
Grand Total	Regular Ministry Funded	3	7	10		10
	Non-Ministry Funded	1	2	3	5	8
	TOTAL	4	9	13	5	18

Table 1
GYNECOLOGIC ONCOLOGY
2009-10 Post-M.D. Trainees
(Canadian Citizens/Permanent Residents vs Visa Trainees)
Faculty of Medicine Providing Post-M.D. Training
By
Rank

Faculty of Medicine Providing Post-M.D. Training		Residents			Fellows	Total
		R-6	R-7	Sub-Total	Fellow	
Université Laval	CC/PR					
	Visa Trainees				1	1
	TOTAL				1	1
Université de Montréal	CC/PR		2	2		2
	Visa Trainees				1	1
	TOTAL		2	2	1	3
McGill University	CC/PR					
	Visa Trainees	2		2		2
	TOTAL	2		2		2
University of Ottawa	CC/PR					
	Visa Trainees		1	1	2	3
	TOTAL		1	1	2	3
University of Toronto	CC/PR				3	3
	Visa Trainees				3	3
	TOTAL				6	6
University of Calgary	CC/PR	1	1	2		2
	Visa Trainees		2	2		2
	TOTAL	1	3	4		4
University of British Columbia	CC/PR	3	1	4		4
	Visa Trainees					
	TOTAL	3	1	4		4
Grand Total	CC/PR	4	4	8	3	11
	Visa Trainees	2	3	5	7	12
	TOTAL	6	7	13	10	23

Table 2
GYNECOLOGIC ONCOLOGY
2009-10 Post-M.D. Trainees
(Regular Ministry Funded vs All Other Funding)
Faculty of Medicine Providing Post-M.D. Training
By
Rank

Faculty of Medicine Providing Post-M.D. Training		Residents			Fellows	Total
		R-6	R-7	Sub-Total	Fellow	
Université Laval	Regular Ministry Funded					
	Non-Ministry Funded				1	1
	TOTAL				1	1
Université de Montréal	Regular Ministry Funded		2	2		2
	Non-Ministry Funded				1	1
	TOTAL		2	2	1	3
McGill University	Regular Ministry Funded					
	Non-Ministry Funded	2		2		2
	TOTAL	2		2		2
University of Ottawa	Regular Ministry Funded					
	Non-Ministry Funded		1	1	2	3
	TOTAL		1	1	2	3
University of Toronto	Regular Ministry Funded					
	Non-Ministry Funded				6	6
	TOTAL				6	6
University of Calgary	Regular Ministry Funded	1	1	2		2
	Non-Ministry Funded		2	2		2
	TOTAL	1	3	4		4
University of British Columbia	Regular Ministry Funded	3	1	4		4
	Non-Ministry Funded					
	TOTAL	3	1	4		4
Grand Total	Regular Ministry Funded	4	4	8		8
	Non-Ministry Funded	2	3	5	10	15
	TOTAL	6	7	13	10	23

Table 1
GYNECOLOGIC REPRODUCTIVE ENDOCRINOLOGY AND INFERTILITY
2009-10 Post-M.D. Trainees
(Canadian Citizens/Permanent Residents vs Visa Trainees)
Faculty of Medicine Providing Post-M.D. Training
By
Rank

Faculty of Medicine Providing Post-M.D. Training		Residents			Fellows	Total
		R-6	R-7	Sub-Total	Fellow	
Université de Montréal	CC/PR	3		3		3
	Visa Trainees					
	TOTAL	3		3		3
McGill University	CC/PR	1		1		1
	Visa Trainees	3		3	2	5
	TOTAL	4		4	2	6
University of Ottawa	CC/PR	1	1	2		2
	Visa Trainees					
	TOTAL	1	1	2		2
University of Toronto	CC/PR	1	1	2		2
	Visa Trainees					
	TOTAL	1	1	2		2
University of Western Ontario	CC/PR	1	1	2		2
	Visa Trainees					
	TOTAL	1	1	2		2
University of British Columbia	CC/PR		1	1		1
	Visa Trainees	1		1		1
	TOTAL	1	1	2		2
Grand Total	CC/PR	7	4	11		11
	Visa Trainees	4		4	2	6
	TOTAL	11	4	15	2	17

Table 2
GYNECOLOGIC REPRODUCTIVE ENDOCRINOLOGY AND INFERTILITY
2009-10 Post-M.D. Trainees
(Regular Ministry Funded vs All Other Funding)
Faculty of Medicine Providing Post-M.D. Training
By
Rank

Faculty of Medicine Providing Post-M.D. Training		Residents			Fellows	Total
		R-6	R-7	Sub-Total	Fellow	
Université de Montréal	Regular Ministry Funded	3		3		3
	Non-Ministry Funded					
	TOTAL	3		3		3
McGill University	Regular Ministry Funded	1		1		1
	Non-Ministry Funded	3		3	2	5
	TOTAL	4		4	2	6
University of Ottawa	Regular Ministry Funded	1		1		1
	Non-Ministry Funded		1	1		1
	TOTAL	1	1	2		2
University of Toronto	Regular Ministry Funded	1	1	2		2
	Non-Ministry Funded					
	TOTAL	1	1	2		2
University of Western Ontario	Regular Ministry Funded	1	1	2		2
	Non-Ministry Funded					
	TOTAL	1	1	2		2
University of British Columbia	Regular Ministry Funded		1	1		1
	Non-Ministry Funded	1		1		1
	TOTAL	1	1	2		2
Grand Total	Regular Ministry Funded	7	3	10		10
	Non-Ministry Funded	4	1	5	2	7
	TOTAL	11	4	15	2	17

**Table 1
 MATERNAL-FETAL MEDICINE
 2009-10 Post-M.D. Trainees
 (Canadian Citizens/Permanent Residents vs Visa Trainees)
 Faculty of Medicine Providing Post-M.D. Training
 By
 Rank**

Faculty of Medicine Providing Post-M.D. Training		Residents			Fellows	Total
		R-6	R-7	Sub-Total	Fellow	
Dalhousie University	CC/PR	3		3		3
	Visa Trainees					
	TOTAL	3		3		3
Université de Montréal	CC/PR		1	1		1
	Visa Trainees				3	3
	TOTAL		1	1	3	4
McGill University	CC/PR	1		1		1
	Visa Trainees					
	TOTAL	1		1		1
University of Ottawa	CC/PR	1	1	2	1	3
	Visa Trainees		1	1	6	7
	TOTAL	1	2	3	7	10
University of Toronto	CC/PR	2	3	5		5
	Visa Trainees		2	2	5	7
	TOTAL	2	5	7	5	12
McMaster University	CC/PR		1	1		1
	Visa Trainees					
	TOTAL		1	1		1
University of Western Ontario	CC/PR	1		1		1
	Visa Trainees					
	TOTAL	1		1		1
University of Manitoba	CC/PR	1	1	2		2
	Visa Trainees					
	TOTAL	1	1	2		2
University of Calgary	CC/PR		1	1		1
	Visa Trainees					
	TOTAL		1	1		1
University of British Columbia	CC/PR	1	3	4		4
	Visa Trainees					
	TOTAL	1	3	4		4
Grand Total	CC/PR	10	11	21	1	22
	Visa Trainees		3	3	14	17
	TOTAL	10	14	24	15	39

Table 2
MATERNAL-FETAL MEDICINE
2009-10 Post-M.D. Trainees
(Regular Ministry Funded vs All Other Funding)
Faculty of Medicine Providing Post-M.D. Training
By Rank

Faculty of Medicine Providing Post-M.D. Training		Residents			Fellows	Total
		R-6	R-7	Sub-Total	Fellow	
Dalhousie University	Regular Ministry Funded					
	Non-Ministry Funded	3		3		3
	TOTAL	3		3		3
Université de Montréal	Regular Ministry Funded		1	1	1	2
	Non-Ministry Funded				2	2
	TOTAL		1	1	3	4
McGill University	Regular Ministry Funded	1		1		1
	Non-Ministry Funded					
	TOTAL	1		1		1
University of Ottawa	Regular Ministry Funded	1	1	2	1	3
	Non-Ministry Funded		1	1	6	7
	TOTAL	1	2	3	7	10
University of Toronto	Regular Ministry Funded	2	3	5		5
	Non-Ministry Funded		2	2	5	7
	TOTAL	2	5	7	5	12
McMaster University	Regular Ministry Funded		1	1		1
	Non-Ministry Funded					
	TOTAL		1	1		1
University of Western Ontario	Regular Ministry Funded	1		1		1
	Non-Ministry Funded					
	TOTAL	1		1		1
University of Manitoba	Regular Ministry Funded	1		1		1
	Non-Ministry Funded		1	1		1
	TOTAL	1	1	2		2
University of Calgary	Regular Ministry Funded		1	1		1
	Non-Ministry Funded					
	TOTAL		1	1		1
University of British Columbia	Regular Ministry Funded	1	3	4		4
	Non-Ministry Funded					
	TOTAL	1	3	4		4
Grand Total	Regular Ministry Funded	7	10	17	2	19
	Non-Ministry Funded	3	4	7	13	20
	TOTAL	10	14	24	15	39

Table 3
SUMMARY TABLE 2000 - 2009
NUMBER OF CANADIAN CITIZENS/PERMANENT RESIDENTS IN ALL TRAINING FIELDS
FIELD OF POST-M.D. TRAINING
BY
POST-M.D. TRAINING YEAR

Field of Post-M.D. Training	Post-M.D. Training Year									
	2000	2001	2002	2003	2004	2005	2006	2007	2008	2009
Non-Specialized Upgrading			3	8	10	5				
NON-SPECIALIZED TRAINING SUBTOTAL			3	8	10	5				
Family Medicine	1392	1382	1424	1434	1539	1712	1908	1990	2053	2229
Emergency Medicine (CFPC)	85	89	99	109	104	99	87	110	115	125
Care of the Elderly (CFPC)	13	14	15	11	10	11	8	10	10	6
Enhanced Skills: Other Fam. Med. Training	46	21	21	52	82	63	61	66	78	89
FAMILY MEDICINE SUBTOTAL	1536	1506	1559	1606	1735	1885	2064	2176	2256	2449
Palliative Medicine	4	9	13	18	19	20	16	14	18	23
TRAINING FOLLOWING FAMILY MEDICINE OR SPECIALTY SUBTOTAL	4	9	13	18	19	20	16	14	18	23
Anesthesiology	456	453	479	496	521	533	570	611	622	657
Critical Care (Anes.)	3	8	6	8	6	7	13	21	13	8
Transfusion Medicine (Anes.)						1			1	1
Community Medicine	55	58	60	58	69	71	85	96	100	124
Dermatology	53	52	53	52	52	65	62	75	91	98
Diagnostic Radiology	340	355	371	388	407	408	440	451	466	495
Neuroradiology	4	2	4	3	2	8	11	6	9	8
Pediatric Diagnostic Radiology	1	2	1	1	3	4	1	2	4	2
Emergency Medicine (RCPSC)	109	110	125	139	143	146	157	177	197	235
Critical Care (Emergency Med.)	3	4	1	2	1	2	3	9	3	8
Pediatric Emergency Medicine				3	10	13	3			
Internal Medicine	769	769	779	799	857	938	1020	1140	1235	1366
Cardiology (Int.Med.)	131	142	141	155	162	164	177	180	182	201
Clin. Imm./Allergy (Int.Med.)	6	8	7	8	4	4	4	6	6	9
Clin. Pharmacology (Int.Med.)	9	7	10	7	4	2	3	2	3	4
Critical Care (Int.Med.)	37	32	29	41	37	42	49	43	51	45
Endocrinology/Met. (Int.Med.)	28	31	27	31	31	27	30	38	39	37
Gastroenterology (Int.Med.)	46	51	74	84	69	72	82	78	71	82
Geriatric Medicine (Int.Med.)	23	21	19	11	10	11	16	21	22	20
Hematology (Int.Med.)	45	45	49	59	51	46	53	50	50	62
Infectious Diseases (Int.Med.)	17	17	14	10	19	25	25	18	23	27
Medical Oncology (Int.Med.)	42	46	42	49	53	54	51	64	66	70
Nephrology (Int.Med.)	69	61	55	72	72	69	63	64	59	53
Respirology (Int.Med.)	52	58	66	56	51	45	54	57	75	82
Rheumatology (Int.Med.)	19	15	19	17	24	23	24	31	24	43
Transfusion Med. (Int.Med.)					2		3	2	1	1
Medical Genetics	18	17	21	25	29	37	38	39	37	41
Neurology	130	119	125	140	144	147	155	174	197	223
Neurology (Pediatrics)	12	16	22	26	30	29	31	33	37	46
Nuclear Medicine	24	28	32	31	30	39	37	39	39	44
Occupational Medicine	9	7	9	12	9	7	7	4	5	4
Pediatrics	341	345	344	335	366	378	419	441	469	520
Adolescent Medicine (Ped.)										2
Cardiology (Ped.)	9	8	14	10	15	12	16	16	15	20
Clin. Imm./Allergy (Ped.)	5	7	7	11	7	7	6	8	10	9
Clinical Pharmacology (Ped.)	1	2	3	4	2	3	2	3	3	4
Critical Care (Ped.)	8	13	13	10	14	7	11	12	14	17
Endocrinology/Met. (Ped.)	13	12	16	11	12	12	15	13	11	12

(cont.)

Table 3
SUMMARY TABLE 2000 - 2009
NUMBER OF CANADIAN CITIZENS/PERMANENT RESIDENTS IN ALL TRAINING FIELDS
FIELD OF POST-M.D. TRAINING
BY
POST-M.D. TRAINING YEAR

Field of Post-M.D. Training	Post-M.D. Training Year									
	2000	2001	2002	2003	2004	2005	2006	2007	2008	2009
Gastroenterology (Ped.)	13	8	5	8	8	8	11	10	11	9
Developmental Pediatrics					1	5	9	8	6	7
Pediatric Emergency Med. (Ped.)		1	15	17	14	10	16	21	28	31
Hematology/Oncology (Ped.)	16	16	19	17	14	20	15	19	23	25
Infectious Diseases (Ped.)	7	5	5	8	11	13	13	14	13	12
Neonatal-Perinatal Med. (Ped.)	23	23	22	17	15	13	22	19	26	28
Nephrology (Ped.)	12	9	6	6	11	9	8	9	6	5
Respirology (Ped.)	9	10	3	2	4	7	5	4	6	7
Rheumatology (Ped.)	4	3	4	4	2	3	5	7	9	11
Physical Medicine & Rehab.	57	59	65	63	71	82	77	91	102	112
Psychiatry	608	604	600	590	608	625	636	699	736	772
Clinical Pharmacology (Psych.)	1	1								
Radiation Oncology	66	80	96	113	135	159	162	173	166	170
MEDICAL SPECIALTIES SUBTOTAL	3703	3740	3877	4009	4212	4412	4715	5098	5382	5869
Laboratory Med. (Undifferentiated)			3	4	7	5	3	7	6	6
Anatomical Pathology	72	81	91	114	120	137	140	182	202	212
Forensic Pathology (Anat. Path.)										2
General Pathology	28	24	21	20	44	54	68	34	29	32
Hematological Pathology	6	11	13	13	17	14	12	14	17	17
Transfusion Med. (Hem.Path.)						1	2		1	1
Medical Biochemistry	7	7	10	10	12	10	10	14	15	18
Medical Microbiology	24	23	25	36	30	35	48	61	58	64
Neuropathology	5	6	4	5	7	6	5	7	7	4
LAB MEDICINE SPECIALTIES SUBTOTAL	142	152	167	202	237	262	288	319	335	356
Cardiac Surgery	58	59	56	62	59	53	55	58	55	54
Thoracic Surgery (Cardiac Surg.)					1	2				
Critical Care (Cardiac Surg.)						1	1	3	3	3
General Surgery	468	483	471	476	497	510	508	544	575	598
Colorectal Surgery	1	1	1	1	4	5	2	5	3	6
Critical Care (Surgery)	6	4	6	4	10	5	7	12	13	14
Gen. Surgical Oncology	5	2	5	6	7	6	6	9	7	5
Pediatric General Surgery	7	5	6	11	9	6	3	2	6	10
Thoracic Surgery				14	10	10	11	13	13	14
Vascular Surgery	17	18	16	12	8	14	12	10	13	10
Neurosurgery	106	98	96	99	104	103	111	113	115	124
Obstetrics/Gynecology	300	300	307	319	334	354	375	397	410	440
Gyn. Oncology	5	4	7	6	5	5	5	7	8	11
Gyn.Rep.Endocrin./Infertility	3	4	5	4	7	7	6	8	7	11
Maternal-Fetal Med. (Ob.)	11	10	11	11	10	11	9	9	18	22
Ophthalmology	116	117	128	138	141	155	159	174	191	194
Otolaryngology - Head and Neck Surgery	112	119	111	115	117	113	120	131	146	149
Orthopedic Surgery	276	276	270	272	283	308	324	355	394	425
Plastic Surgery	77	77	75	83	87	89	108	116	124	133
Thoracic Surgery	15	15	16							
Urology	105	114	116	122	118	110	131	128	142	162
SURGICAL SPECIALTIES SUBTOTAL	1688	1706	1703	1755	1811	1867	1953	2094	2243	2385
Total	7073	7113	7322	7598	8024	8451	9036	9701	10234	11082

Table 4
SUMMARY TABLE 2000 - 2009
NUMBER OF REGULAR MINISTRY FUNDED TRAINEES IN ALL TRAINING FIELDS
FIELD OF POST-M.D. TRAINING
BY
POST-M.D. TRAINING YEAR

Field of Post-M.D. Training	Post-M.D. Training Year									
	2000	2001	2002	2003	2004	2005	2006	2007	2008	2009
Family Medicine	1360	1344	1341	1384	1490	1671	1863	1901	1986	2158
Emergency Medicine (CFPC)	74	82	93	104	100	96	88	103	111	124
Care of the Elderly (CFPC)	11	9	11	10	8	11	6	10	8	5
Enhanced Skills: Other Fam. Med. Training	41	19	20	51	71	56	50	54	68	77
FAMILY MEDICINE SUBTOTAL	1486	1454	1465	1549	1669	1834	2007	2068	2173	2364
Palliative Medicine	2	5	7	9	13	16	14	12	15	19
TRAINING FOLLOWING FAMILY MEDICINE OR SPECIALTY SUBTOTAL	2	5	7	9	13	16	14	12	15	19
Anesthesiology	419	422	427	448	470	488	518	558	570	609
Critical Care (Anes.)	3	6	6	7	3	5	10	15	11	7
Transfusion Medicine (Anes.)									1	1
Community Medicine	52	55	56	55	65	67	84	95	96	121
Dermatology	47	45	46	48	48	56	57	70	86	95
Diagnostic Radiology	313	319	339	356	365	367	397	414	424	441
Neuroradiology	1					2	2	1	2	5
Pediatric Diagnostic Radiology					1				1	
Emergency Medicine (RCPSC)	107	111	123	137	141	144	155	173	195	233
Critical Care (Emergency Med.)	2	4		1	1	2	3	9	3	8
Pediatric Emergency Medicine				1	7	8	3			
Internal Medicine	763	744	741	769	833	909	999	1122	1208	1339
Cardiology (Int.Med.)	105	114	111	119	127	126	135	138	137	148
Clin. Imm./Allergy (Int.Med.)	6	8	6	5	3	5	4	3	6	7
Clin. Pharmacology (Int.Med.)	3	3	4	4	2	1			1	2
Critical Care (Int.Med.)	25	24	21	31	30	31	39	38	45	40
Endocrinology/Met. (Int.Med.)	24	29	26	29	28	25	28	33	37	36
Gastroenterology (Int.Med.)	36	44	61	68	54	58	73	65	63	71
Geriatric Medicine (Int.Med.)	20	19	15	10	10	10	13	18	20	19
Hematology (Int.Med.)	30	32	36	35	37	31	39	42	40	53
Infectious Diseases (Int.Med.)	14	15	13	8	19	25	24	17	20	25
Medical Oncology (Int.Med.)	22	28	27	28	34	34	32	45	47	49
Nephrology (Int.Med.)	53	50	45	63	62	57	50	51	50	44
Respirology (Int.Med.)	35	44	52	45	41	37	40	47	60	66
Rheumatology (Int.Med.)	10	13	9	9	13	17	20	23	21	38
Medical Genetics	16	14	19	23	26	35	35	37	36	38
Neurology	94	100	98	109	126	133	139	154	167	189
Neurology (Pediatrics)	10	13	18	21	25	23	25	28	33	42
Nuclear Medicine	24	28	32	30	29	37	33	39	38	42
Occupational Medicine	9	7	8	11	8	6	7	4	5	2
Pediatrics	313	312	319	319	354	379	412	429	456	491
Cardiology (Ped.)	6	5	10	6	9	4	6	8	8	12
Clin. Imm./Allergy (Ped.)	5	6	7	7	3	5	5	8	9	8
Clinical Pharmacology (Ped.)		1	2	1						
Critical Care (Ped.)	8	9	6	7	12	6	10	10	14	14
Endocrinology/Met. (Ped.)	8	8	7	5	5	6	6	5	7	5
Gastroenterology (Ped.)	2	4	1	4	3	4	5	4	3	6
Developmental Pediatrics							2	5	3	5
Pediatric Emergency Med. (Ped.)			5	10	9	10	10	13	17	25



(cont.)

Table 4
SUMMARY TABLE 2000 - 2009
NUMBER OF REGULAR MINISTRY FUNDED TRAINEES IN ALL TRAINING FIELDS
FIELD OF POST-M.D. TRAINING
BY
POST-M.D. TRAINING YEAR

Field of Post-M.D. Training	Post-M.D. Training Year									
	2000	2001	2002	2003	2004	2005	2006	2007	2008	2009
Hematology/Oncology (Ped.)	9	8	10	9	6	11	9	16	17	15
Infectious Diseases (Ped.)	2	4	2	3	3	3	6	10	9	8
Neonatal-Perinatal Med. (Ped.)	3	8	6	5	5	3	3	5	12	12
Nephrology (Ped.)	6	6	5	5	7	5	4	8	5	5
Respirology (Ped.)	6	8	3	1	2	4	3	3	3	4
Rheumatology (Ped.)		2	1	2	1	1	2	5	7	8
Physical Medicine & Rehab.	54	56	63	62	68	80	76	88	98	110
Psychiatry	527	521	528	526	544	559	578	640	676	725
Clinical Pharmacology (Psych.)		1								
Radiation Oncology	57	75	94	110	130	153	148	161	149	146
MEDICAL SPECIALTIES SUBTOTAL	3249	3325	3408	3552	3769	3972	4249	4657	4916	5369
Laboratory Med. (Undifferentiated)			3	4	7	5	3	7	6	5
Anatomical Pathology	65	77	88	109	118	127	135	178	190	198
Forensic Pathology (Anat. Path.)										2
General Pathology	27	20	20	20	43	55	66	32	28	32
Hematological Pathology	5	9	11	13	14	11	12	14	14	17
Medical Biochemistry	6	6	10	8	13	10	11	14	15	18
Medical Microbiology	23	21	23	33	29	35	47	61	58	62
Neuropathology	5	6	4	5	7	6	5	6	5	4
LAB MEDICINE SPECIALTIES SUBTOTAL	131	139	159	192	231	249	279	312	316	338
Cardiac Surgery	51	46	50	49	48	43	45	47	45	41
Thoracic Surgery (Cardiac Surg.)					1	2				
Critical Care (Cardiac Surg.)						1	1	3	3	2
General Surgery	437	439	411	439	455	468	464	490	519	547
Colorectal Surgery	1	1	1	1	3	3	2	4	3	5
Critical Care (Surgery)	5	3	5	3	9	5	6	11	11	14
Gen. Surgical Oncology	1		2	3	1	2	3	4	2	2
Pediatric General Surgery	8	7	8	10	10	9	6	5	6	9
Thoracic Surgery				12	9	8	10	9	10	10
Vascular Surgery	15	14	14	11	7	14	10	8	12	10
Neurosurgery	87	85	86	90	89	95	100	103	102	110
Obstetrics/Gynecology	286	292	295	304	324	342	359	382	393	423
Gyn. Oncology	1	2	3	3	1	2	2	3	6	8
Gyn.Rep.Endocrin./Infertility	3	3	2	1	2	4	2	2	4	10
Maternal-Fetal Med. (Ob.)	5	6	5	4	2	2	4	6	13	19
Ophthalmology	111	114	122	133	130	138	146	156	163	172
Otolaryngology - Head and Neck Surgery	109	112	104	105	104	100	109	118	132	136
Orthopedic Surgery	235	230	216	230	250	271	286	314	347	380
Plastic Surgery	69	73	70	79	79	83	99	108	113	124
Thoracic Surgery	12	12	13							
Urology	97	108	109	109	111	104	114	120	135	142
SURGICAL SPECIALTIES SUBTOTAL	1533	1547	1516	1586	1635	1696	1768	1893	2019	2164
Total	6401	6470	6555	6888	7317	7767	8317	8942	9439	10254



265 Carling Ave, Suite 800
Ottawa, ON Canada K1S 2E1

 613-730-1204
 613-730-1196

caper@afmc.ca
www.caper.ca

Copyright © AFMC2010
Droits d'auteur © AFMC 2010