

EDUCATION REGISTRY  
ENREGISTREMENT D'ÉDUCATION

2 2 2 2 3 1 1 1 1 1 1  
 3 3 3 2 2 1 3 1 3 1 2 1  
 1 1 1 1 1 5 5 5  
 1 3 1 3 1 2 1 1 1 1 1 6 1 6  
 50 640 75 056 06 6890  
 780 9029 068 069056  
 7890 0 49 0463 0492

12689 088989  
 089 89 7867 67678  
 890890 78 665 96 680  
 8907 689 5534 96 57  
 156154 845 5 64 846158  
 8907 65 656 75 867 8 908  
 8909 4794Y943 Y943Y9  
 028028474 479229 80909  
 89 367 9562 6782 83292 8362  
 5 382 2782 937 38 38792 723 02  
 4850 480 4980 890 804 60 540

2 2 2 2 3 1 1 1 1 1 1  
 3 3 3 2 2 1 3 1 3 1 2 1  
 1 1 1 1 1 5 5 5  
 1 3 1 3 1 2 1 1 1 1 1 6 1 6  
 50 640 75 056 06 6890  
 780 9029 068 069056  
 7890 0 49 0463 0492

12689 088989  
 089 89 7867 67678  
 890890 78 665 96 680  
 8907 689 5534 96 57  
 156154 845 5 64 846158  
 8907 65 656 75 867 8 908  
 8909 4794Y943 Y943Y9  
 028028474 479229 80909  
 89 367 9562 6782 83292 8362  
 5 382 2782 937 38 38792 723 02  
 4850 480 4980 890 804 60 540

2 2 2 2 3 1 1 1 1 1 1  
 3 3 3 2 2 1 3 1 3 1 2 1  
 1 1 1 1 1 5 5 5  
 1 3 1 3 1 2 1 1 1 1 1 6 1 6  
 50 640 75 056 06 6890  
 780 9029 068 069056  
 7890 0 49 0463 0492

12689 088989  
 089 89 7867 67678  
 890890 78 665 96 680  
 8907 689 5534 96 57  
 156154 845 5 64 846158  
 8907 65 656 75 867 8 908  
 8909 4794Y943 Y943Y9  
 028028474 479229 80909  
 89 367 9562 6782 83292 8362  
 5 382 2782 937 38 38792 723 02  
 4850 480 4980 890 804 60 540

2 2 2 2 3 1 1 1 1 1 1  
 3 3 3 2 2 1 3 1 3 1 2 1  
 1 1 1 1 1 5 5 5  
 1 3 1 3 1 2 1 1 1 1 1 6 1 6  
 50 640 75 056 06 6890  
 780 9029 068 069056  
 7890 0 49 0463 0492

12689 088989  
 089 89 7867 67678  
 890890 78 665 96 680  
 8907 689 5534 96 57  
 156154 845 5 64 846158  
 8907 65 656 75 867 8 908  
 8909 4794Y943 Y943Y9  
 028028474 479229 80909  
 89 367 9562 6782 83292 8362  
 5 382 2782 937 38 38792 723 02  
 4850 480 4980 890 804 60 540

2 2 2 2 3 1 1 1 1 1 1  
 3 3 3 2 2 1 3 1 3 1 2 1  
 1 1 1 1 1 5 5 5  
 1 3 1 3 1 2 1 1 1 1 1 6 1 6  
 50 640 75 056 06 6890  
 780 9029 068 069056  
 7890 0 49 0463 0492

12689 088989  
 089 89 7867 67678  
 890890 78 665 96 680  
 8907 689 5534 96 57  
 156154 845 5 64 846158  
 8907 65 656 75 867 8 908  
 8909 4794Y943 Y943Y9  
 028028474 479229 80909  
 89 367 9562 6782 83292 8362  
 5 382 2782 937 38 38792 723 02  
 4850 480 4980 890 804 60 540

2 2 2 2 3 1 1 1 1 1 1  
 3 3 3 2 2 1 3 1 3 1 2 1  
 1 1 1 1 1 5 5 5  
 1 3 1 3 1 2 1 1 1 1 1 6 1 6  
 50 640 75 056 06 6890  
 780 9029 068 069056  
 7890 0 49 0463 0492

12689 088989  
 089 89 7867 67678  
 890890 78 665 96 680  
 8907 689 5534 96 57  
 156154 845 5 64 846158  
 8907 65 656 75 867 8 908  
 8909 4794Y943 Y943Y9  
 028028474 479229 80909  
 89 367 9562 6782 83292 8362  
 5 382 2782 937 38 38792 723 02  
 4850 480 4980 890 804 60 540

2 2 2 2 3 1 1 1 1 1 1  
 3 3 3 2 2 1 3 1 3 1 2 1  
 1 1 1 1 1 5 5 5  
 1 3 1 3 1 2 1 1 1 1 1 6 1 6  
 50 640 75 056 06 6890  
 780 9029 068 069056  
 7890 0 49 0463 0492

12689 088989  
 089 89 7867 67678  
 890890 78 665 96 680  
 8907 689 5534 96 57  
 156154 845 5 64 846158  
 8907 65 656 75 867 8 908  
 8909 4794Y943 Y943Y9  
 028028474 479229 80909  
 89 367 9562 6782 83292 8362  
 5 382 2782 937 38 38792 723 02  
 4850 480 4980 890 804 60 540

2 2 2 2 3 1 1 1 1 1 1  
 3 3 3 2 2 1 3 1 3 1 2 1  
 1 1 1 1 1 5 5 5  
 1 3 1 3 1 2 1 1 1 1 1 6 1 6  
 50 640 75 056 06 6890  
 780 9029 068 069056  
 7890 0 49 0463 0492

12689 088989  
 089 89 7867 67678  
 890890 78 665 96 680  
 8907 689 5534 96 57  
 156154 845 5 64 846158  
 8907 65 656 75 867 8 908  
 8909 4794Y943 Y943Y9  
 028028474 479229 80909  
 89 367 9562 6782 83292 8362  
 5 382 2782 937 38 38792 723 02  
 4850 480 4980 890 804 60 540

TOTAL

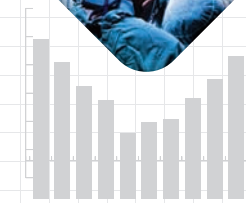
HEALTH SANTÉ  
 45 50 261  
 857 63 100

1103  
 1078

EDUCATION REGISTRY  
ENREGISTREMENT D'ÉDUCATION

ÉTUDES  
FORMATION  
SANTÉ

EDUCATION  
TRAINING  
HEALTH



# 2011 – 2012

## INDIVIDUAL FIELD OF TRAINING TABLES

## Individual Field of Training Tables

A set of tables have been prepared showing the faculty of medicine providing training for each family medicine, specialty and subspecialty field in Canada. The rank level of residents enrolled in each program at each faculty on Nov 1, 2011 is given.

Two tables are given for each training field.

- 1: Canadian Citizens and Permanent Residents vs. Visa Trainees – The group of Canadian Citizens and Permanent Residents is our best estimate of the physicians who will become new family physicians and specialists for Canada. Visa Trainees although undertaking post-M.D. training in Canada, do not have the legal status required to stay and practice medicine in Canada.
- 2: Regular Ministry Funded vs. All Other Sources of Funding – Regular Ministry Funded trainees have funding provided by the appropriate provincial government ministry responsible for the training of residents within each province. For those that are not Regular Ministry Funded, the main source of funds comes from contracts between the faculty of medicine and foreign governments.
- 3: Summary Table 2002/03 – 2011/12  
A: Number of Canadian Citizens and Permanent Residents in all Training Fields.  
B: Number of Visa Trainees in all Training Fields
- 4: Summary Table 2002/03 – 2011/12  
A: Number of Regular Ministry Funded Trainees in all Training Fields.  
B: Number of Non-Regular Ministry Funded Trainees in all Training Fields.

## TABLE OF CONTENTS

<b>Field of Training</b>	<b>Page</b>
<b>Family Medicine</b>	
Family Medicine	5
Emergency Medicine (Following Family Medicine)	9
Care of the Elderly (Following Family Medicine)	13
Enhanced Skills: Other Family Medicine Enhanced Skills Training	15
<b>Medical Specialties</b>	
Palliative Medicine	19
Anesthesiology	21
Public Health and Preventive Medicine	23
Dermatology	26
Diagnostic Radiology	28
Emergency Medicine	30
Internal Medicine	32
Medical Genetics	34
Neurology	36
Neurology (Pediatrics)	38
Nuclear Medicine	40
Pediatrics	42
Physical Medicine and Rehabilitation	45
Psychiatry	47
Radiation Oncology	49
<b>Lab Medicine Specialties</b>	
Laboratory Medicine (Undifferentiated)	51
Anatomical Pathology	53
Forensic Pathology	55
General Pathology	57

## TABLE OF CONTENTS

<b>Field of Training</b>	<b>Page</b>
Hematological Pathology	59
Medical Biochemistry	61
Medical Microbiology	63
Neuropathology	65
<b>Surgical Specialties</b>	
Cardiac Surgery	67
General Surgery	69
Neurosurgery	71
Obstetrics and Gynecology	73
Ophthalmology	75
Otolaryngology – Head and Neck Surgery	77
Orthopedic Surgery	79
Plastic Surgery	81
Urology	83
<b>Medical and Surgical Subspecialties</b>	
Neuroradiology	85
Pediatric Radiology	87
Adolescent Medicine	89
Cardiology	91
Clinical Immunology and Allergy	95
Clinical Pharmacology and Toxicology	97
Critical Care	99
Developmental Pediatrics	105
Endocrinology and Metabolism	107
Gastroenterology	111
General Internal Medicine	115

## TABLE OF CONTENTS

<b>Field of Training</b>	<b>Page</b>
Geriatric Medicine	117
Pediatric Emergency Medicine	119
Hematology	121
Infectious Diseases	125
Medical Oncology	129
Neonatal-Perinatal Medicine	131
Nephrology	133
Occupational Medicine	137
Respirology	139
Rheumatology	143
Transfusion Medicine	147
Colorectal Surgery	149
General Surgical Oncology	151
Pediatric Surgery	153
Thoracic Surgery	155
Vascular Surgery	157
Gynecologic Oncology	159
Gynecologic Reproductive Endocrinology and Infertility	161
Maternal-Fetal Medicine	163
<b>Summary Table 2002 – 2011</b>	
Number of Canadian Citizens and Permanent Residents in all Training Fields	165
Number of Visa Trainees in all Training Fields	167
Number of Regular Ministry Funded Trainees in all Training Fields	169
Number of Non-Regular Ministry Funded Trainees in all Training Fields	171

**Table 1  
FAMILY MEDICINE  
2011-12 Post-M.D. Trainees  
(Canadian Citizens/Permanent Residents vs Visa Trainees)  
Faculty of Medicine Providing Post-M.D. Training  
By  
Rank**

Faculty of Medicine Providing Post-M.D. Training		Residents			Fellows	Total
		R-1	R-2	Sub-Total	Fellow	
Memorial University	CC/PR	34	26	60		60
	Visa Trainees		1	1		1
	<b>TOTAL</b>	<b>34</b>	<b>27</b>	<b>61</b>		<b>61</b>
Dalhousie University	CC/PR	50	59	109		109
	Visa Trainees					
	<b>TOTAL</b>	<b>50</b>	<b>59</b>	<b>109</b>		<b>109</b>
Université Laval	CC/PR	103	104	207		207
	Visa Trainees					
	<b>TOTAL</b>	<b>103</b>	<b>104</b>	<b>207</b>		<b>207</b>
Université de Sherbrooke	CC/PR	94	85	179	4	183
	Visa Trainees					
	<b>TOTAL</b>	<b>94</b>	<b>85</b>	<b>179</b>	<b>4</b>	<b>183</b>
Université de Montréal	CC/PR	111	108	219	1	220
	Visa Trainees		2	2		2
	<b>TOTAL</b>	<b>111</b>	<b>110</b>	<b>221</b>	<b>1</b>	<b>222</b>
McGill University	CC/PR	85	77	162		162
	Visa Trainees		3	3		3
	<b>TOTAL</b>	<b>85</b>	<b>80</b>	<b>165</b>		<b>165</b>
University of Ottawa	CC/PR	58	68	126		126
	Visa Trainees					
	<b>TOTAL</b>	<b>58</b>	<b>68</b>	<b>126</b>		<b>126</b>
Queen's University	CC/PR	61	58	119		119
	Visa Trainees					
	<b>TOTAL</b>	<b>61</b>	<b>58</b>	<b>119</b>		<b>119</b>
University of Toronto	CC/PR	164	137	301		301
	Visa Trainees					
	<b>TOTAL</b>	<b>164</b>	<b>137</b>	<b>301</b>		<b>301</b>
McMaster University	CC/PR	95	83	178	1	179
	Visa Trainees				2	2
	<b>TOTAL</b>	<b>95</b>	<b>83</b>	<b>178</b>	<b>3</b>	<b>181</b>

(continued)

**Table 1  
FAMILY MEDICINE  
2011-12 Post-M.D. Trainees  
(Canadian Citizens/Permanent Residents vs Visa Trainees)  
Faculty of Medicine Providing Post-M.D. Training  
By  
Rank**

Faculty of Medicine Providing Post-M.D. Training		Residents			Fellows	Total
		R-1	R-2	Sub-Total	Fellow	
University of Western Ontario	CC/PR	78	65	143		143
	Visa Trainees				1	1
	<b>TOTAL</b>	<b>78</b>	<b>65</b>	<b>143</b>	<b>1</b>	<b>144</b>
Northern Ontario School of Medicine	CC/PR	38	39	77		77
	Visa Trainees					
	<b>TOTAL</b>	<b>38</b>	<b>39</b>	<b>77</b>		<b>77</b>
University of Manitoba	CC/PR	55	52	107		107
	Visa Trainees					
	<b>TOTAL</b>	<b>55</b>	<b>52</b>	<b>107</b>		<b>107</b>
University of Saskatchewan	CC/PR	41	35	76		76
	Visa Trainees					
	<b>TOTAL</b>	<b>41</b>	<b>35</b>	<b>76</b>		<b>76</b>
University of Alberta	CC/PR	75	70	145	1	146
	Visa Trainees					
	<b>TOTAL</b>	<b>75</b>	<b>70</b>	<b>145</b>	<b>1</b>	<b>146</b>
University of Calgary	CC/PR	66	66	132		132
	Visa Trainees	1		1		1
	<b>TOTAL</b>	<b>67</b>	<b>66</b>	<b>133</b>		<b>133</b>
University of British Columbia	CC/PR	125	122	247		247
	Visa Trainees					
	<b>TOTAL</b>	<b>125</b>	<b>122</b>	<b>247</b>		<b>247</b>
Grand Total	CC/PR	1333	1254	2587	7	2594
	Visa Trainees	1	6	7	3	10
	<b>TOTAL</b>	<b>1334</b>	<b>1260</b>	<b>2594</b>	<b>10</b>	<b>2604</b>

**Table 2**  
**FAMILY MEDICINE**  
**2011-12 Post-M.D. Trainees**  
**(Regular Ministry Funded vs All Other Funding)**  
**Faculty of Medicine Providing Post-M.D. Training**  
**By Rank**

Faculty of Medicine Providing Post-M.D. Training		Residents			Fellows	Total
		R-1	R-2	Sub-Total	Fellow	
Memorial University	Regular Ministry Funded	34	26	60		60
	Non-Ministry Funded		1	1		1
	<b>TOTAL</b>	<b>34</b>	<b>27</b>	<b>61</b>		<b>61</b>
Dalhousie University	Regular Ministry Funded	49	56	105		105
	Non-Ministry Funded	1	3	4		4
	<b>TOTAL</b>	<b>50</b>	<b>59</b>	<b>109</b>		<b>109</b>
Université Laval	Regular Ministry Funded	99	104	203		203
	Non-Ministry Funded	4		4		4
	<b>TOTAL</b>	<b>103</b>	<b>104</b>	<b>207</b>		<b>207</b>
Université de Sherbrooke	Regular Ministry Funded	76	69	145		145
	Non-Ministry Funded	18	16	34	4	38
	<b>TOTAL</b>	<b>94</b>	<b>85</b>	<b>179</b>	<b>4</b>	<b>183</b>
Université de Montréal	Regular Ministry Funded	111	110	221		221
	Non-Ministry Funded				1	1
	<b>TOTAL</b>	<b>111</b>	<b>110</b>	<b>221</b>	<b>1</b>	<b>222</b>
McGill University	Regular Ministry Funded	79	78	157		157
	Non-Ministry Funded	6	2	8		8
	<b>TOTAL</b>	<b>85</b>	<b>80</b>	<b>165</b>		<b>165</b>
University of Ottawa	Regular Ministry Funded	57	62	119		119
	Non-Ministry Funded	1	6	7		7
	<b>TOTAL</b>	<b>58</b>	<b>68</b>	<b>126</b>		<b>126</b>
Queen's University	Regular Ministry Funded	57	56	113		113
	Non-Ministry Funded	4	2	6		6
	<b>TOTAL</b>	<b>61</b>	<b>58</b>	<b>119</b>		<b>119</b>
University of Toronto	Regular Ministry Funded	162	137	299		299
	Non-Ministry Funded	2		2		2
	<b>TOTAL</b>	<b>164</b>	<b>137</b>	<b>301</b>		<b>301</b>
McMaster University	Regular Ministry Funded	92	83	175		175
	Non-Ministry Funded	3		3	3	6
	<b>TOTAL</b>	<b>95</b>	<b>83</b>	<b>178</b>	<b>3</b>	<b>181</b>
University of Western Ontario	Regular Ministry Funded	76	65	141		141
	Non-Ministry Funded	2		2	1	3
	<b>TOTAL</b>	<b>78</b>	<b>65</b>	<b>143</b>	<b>1</b>	<b>144</b>

(continued)



**Table 2  
 FAMILY MEDICINE  
 2011-12 Post-M.D. Trainees  
 (Regular Ministry Funded vs All Other Funding)  
 Faculty of Medicine Providing Post-M.D. Training  
 By  
 Rank**

Faculty of Medicine Providing Post-M.D. Training		Residents			Fellows	Total
		R-1	R-2	Sub-Total	Fellow	
Northern Ontario School of Medicine	Regular Ministry Funded	38	39	77		77
	Non-Ministry Funded					
	<b>TOTAL</b>	<b>38</b>	<b>39</b>	<b>77</b>		<b>77</b>
University of Manitoba	Regular Ministry Funded	46	50	96		96
	Non-Ministry Funded	9	2	11		11
	<b>TOTAL</b>	<b>55</b>	<b>52</b>	<b>107</b>		<b>107</b>
University of Saskatchewan	Regular Ministry Funded	37	35	72		72
	Non-Ministry Funded	4		4		4
	<b>TOTAL</b>	<b>41</b>	<b>35</b>	<b>76</b>		<b>76</b>
University of Alberta	Regular Ministry Funded	71	69	140		140
	Non-Ministry Funded	4	1	5	1	6
	<b>TOTAL</b>	<b>75</b>	<b>70</b>	<b>145</b>	<b>1</b>	<b>146</b>
University of Calgary	Regular Ministry Funded	67	59	126		126
	Non-Ministry Funded		7	7		7
	<b>TOTAL</b>	<b>67</b>	<b>66</b>	<b>133</b>		<b>133</b>
University of British Columbia	Regular Ministry Funded	119	119	238		238
	Non-Ministry Funded	6	3	9		9
	<b>TOTAL</b>	<b>125</b>	<b>122</b>	<b>247</b>		<b>247</b>
Grand Total	Regular Ministry Funded	1270	1217	2487		2487
	Non-Ministry Funded	64	43	107	10	117
	<b>TOTAL</b>	<b>1334</b>	<b>1260</b>	<b>2594</b>	<b>10</b>	<b>2604</b>

**Table 1**  
**EMERGENCY MEDICINE FOLLOWING FAMILY MEDICINE**  
**2011-12 Post-M.D. Trainees**  
**(Canadian Citizens/Permanent Residents vs Visa Trainees)**  
**Faculty of Medicine Providing Post-M.D. Training**  
**By**  
**Rank**

Faculty of Medicine Providing Post-M.D. Training		Residents	Fellows	Total
		R-3	Fellow	
Memorial University	CC/PR	4		4
	Visa Trainees			
	<b>TOTAL</b>	<b>4</b>		<b>4</b>
Dalhousie University	CC/PR	5		5
	Visa Trainees			
	<b>TOTAL</b>	<b>5</b>		<b>5</b>
Université Laval	CC/PR	10		10
	Visa Trainees			
	<b>TOTAL</b>	<b>10</b>		<b>10</b>
Université de Sherbrooke	CC/PR	10		10
	Visa Trainees			
	<b>TOTAL</b>	<b>10</b>		<b>10</b>
Université de Montréal	CC/PR	9		9
	Visa Trainees			
	<b>TOTAL</b>	<b>9</b>		<b>9</b>
McGill University	CC/PR	10		10
	Visa Trainees			
	<b>TOTAL</b>	<b>10</b>		<b>10</b>
University of Ottawa	CC/PR	6		6
	Visa Trainees			
	<b>TOTAL</b>	<b>6</b>		<b>6</b>
Queen's University	CC/PR	5		5
	Visa Trainees			
	<b>TOTAL</b>	<b>5</b>		<b>5</b>
University of Toronto	CC/PR	8		8
	Visa Trainees		1	1
	<b>TOTAL</b>	<b>8</b>	<b>1</b>	<b>9</b>

(continued)

**Table 1**  
**EMERGENCY MEDICINE FOLLOWING FAMILY MEDICINE**  
**2011-12 Post-M.D. Trainees**  
**(Canadian Citizens/Permanent Residents vs Visa Trainees)**  
**Faculty of Medicine Providing Post-M.D. Training**  
**By**  
**Rank**

Faculty of Medicine Providing Post-M.D. Training		Residents	Fellows	Total
		R-3	Fellow	
McMaster University	CC/PR	6		6
	Visa Trainees			
	<b>TOTAL</b>	<b>6</b>		<b>6</b>
University of Western Ontario	CC/PR	7		7
	Visa Trainees			
	<b>TOTAL</b>	<b>7</b>		<b>7</b>
Northern Ontario School of Medicine	CC/PR	6		6
	Visa Trainees			
	<b>TOTAL</b>	<b>6</b>		<b>6</b>
University of Manitoba	CC/PR	9		9
	Visa Trainees			
	<b>TOTAL</b>	<b>9</b>		<b>9</b>
University of Saskatchewan	CC/PR	8		8
	Visa Trainees			
	<b>TOTAL</b>	<b>8</b>		<b>8</b>
University of Alberta	CC/PR	6		6
	Visa Trainees			
	<b>TOTAL</b>	<b>6</b>		<b>6</b>
University of Calgary	CC/PR	5		5
	Visa Trainees			
	<b>TOTAL</b>	<b>5</b>		<b>5</b>
University of British Columbia	CC/PR	6		6
	Visa Trainees			
	<b>TOTAL</b>	<b>6</b>		<b>6</b>
Grand Total	CC/PR	120		120
	Visa Trainees		1	1
	<b>TOTAL</b>	<b>120</b>	<b>1</b>	<b>121</b>

**Table 2**  
**EMERGENCY MEDICINE FOLLOWING FAMILY MEDICINE**  
**2011-12 Post-M.D. Trainees**  
**(Regular Ministry Funded vs All Other Funding)**  
**Faculty of Medicine Providing Post-M.D. Training**  
**By**  
**Rank**

Faculty of Medicine Providing Post-M.D. Training		Residents	Fellows	Total
		R-3	Fellow	
Memorial University	Regular Ministry Funded	4		4
	Non-Ministry Funded			
	<b>TOTAL</b>	<b>4</b>		<b>4</b>
Dalhousie University	Regular Ministry Funded	4		4
	Non-Ministry Funded	1		1
	<b>TOTAL</b>	<b>5</b>		<b>5</b>
Université Laval	Regular Ministry Funded	10		10
	Non-Ministry Funded			
	<b>TOTAL</b>	<b>10</b>		<b>10</b>
Université de Sherbrooke	Regular Ministry Funded	10		10
	Non-Ministry Funded			
	<b>TOTAL</b>	<b>10</b>		<b>10</b>
Université de Montréal	Regular Ministry Funded	9		9
	Non-Ministry Funded			
	<b>TOTAL</b>	<b>9</b>		<b>9</b>
McGill University	Regular Ministry Funded	10		10
	Non-Ministry Funded			
	<b>TOTAL</b>	<b>10</b>		<b>10</b>
University of Ottawa	Regular Ministry Funded	5		5
	Non-Ministry Funded	1		1
	<b>TOTAL</b>	<b>6</b>		<b>6</b>
Queen's University	Regular Ministry Funded	5		5
	Non-Ministry Funded			
	<b>TOTAL</b>	<b>5</b>		<b>5</b>
University of Toronto	Regular Ministry Funded	8		8
	Non-Ministry Funded		1	1
	<b>TOTAL</b>	<b>8</b>	<b>1</b>	<b>9</b>
McMaster University	Regular Ministry Funded	6		6
	Non-Ministry Funded			
	<b>TOTAL</b>	<b>6</b>		<b>6</b>

(continued)

**Table 2**  
**EMERGENCY MEDICINE FOLLOWING FAMILY MEDICINE**  
**2011-12 Post-M.D. Trainees**  
**(Regular Ministry Funded vs All Other Funding)**  
**Faculty of Medicine Providing Post-M.D. Training**  
**By**  
**Rank**

Faculty of Medicine Providing Post-M.D. Training		Residents	Fellows	Total
		R-3	Fellow	
University of Western Ontario	Regular Ministry Funded	7		7
	Non-Ministry Funded			
	<b>TOTAL</b>	<b>7</b>		<b>7</b>
Northern Ontario School of Medicine	Regular Ministry Funded	6		6
	Non-Ministry Funded			
	<b>TOTAL</b>	<b>6</b>		<b>6</b>
University of Manitoba	Regular Ministry Funded	9		9
	Non-Ministry Funded			
	<b>TOTAL</b>	<b>9</b>		<b>9</b>
University of Saskatchewan	Regular Ministry Funded	8		8
	Non-Ministry Funded			
	<b>TOTAL</b>	<b>8</b>		<b>8</b>
University of Alberta	Regular Ministry Funded	6		6
	Non-Ministry Funded			
	<b>TOTAL</b>	<b>6</b>		<b>6</b>
University of Calgary	Regular Ministry Funded	4		4
	Non-Ministry Funded	1		1
	<b>TOTAL</b>	<b>5</b>		<b>5</b>
University of British Columbia	Regular Ministry Funded	6		6
	Non-Ministry Funded			
	<b>TOTAL</b>	<b>6</b>		<b>6</b>
Grand Total	Regular Ministry Funded	117		117
	Non-Ministry Funded	3	1	4
	<b>TOTAL</b>	<b>120</b>	<b>1</b>	<b>121</b>

**Table 1**  
**CARE OF THE ELDERLY FOLLOWING FAMILY MEDICINE**  
**2011-12 Post-M.D. Trainees**  
**(Canadian Citizens/Permanent Residents vs Visa Trainees)**  
**Faculty of Medicine Providing Post-M.D. Training**  
**By**  
**Rank**

Faculty of Medicine Providing Post-M.D. Training		Residents	Fellows	Total
		R-3	Fellow	
Dalhousie University	CC/PR	1		1
	Visa Trainees			
	<b>TOTAL</b>	<b>1</b>		<b>1</b>
Université Laval	CC/PR	1		1
	Visa Trainees			
	<b>TOTAL</b>	<b>1</b>		<b>1</b>
Université de Sherbrooke	CC/PR	2		2
	Visa Trainees			
	<b>TOTAL</b>	<b>2</b>		<b>2</b>
Queen's University	CC/PR	1		1
	Visa Trainees			
	<b>TOTAL</b>	<b>1</b>		<b>1</b>
University of Toronto	CC/PR			
	Visa Trainees		3	3
	<b>TOTAL</b>		<b>3</b>	<b>3</b>
McMaster University	CC/PR	1		1
	Visa Trainees			
	<b>TOTAL</b>	<b>1</b>		<b>1</b>
University of Western Ontario	CC/PR	1		1
	Visa Trainees			
	<b>TOTAL</b>	<b>1</b>		<b>1</b>
University of Manitoba	CC/PR	2		2
	Visa Trainees			
	<b>TOTAL</b>	<b>2</b>		<b>2</b>
University of Alberta	CC/PR	1		1
	Visa Trainees			
	<b>TOTAL</b>	<b>1</b>		<b>1</b>
Grand Total	CC/PR	10		10
	Visa Trainees		3	3
	<b>TOTAL</b>	<b>10</b>	<b>3</b>	<b>13</b>

**Table 2**  
**CARE OF THE ELDERLY FOLLOWING FAMILY MEDICINE**  
**2011-12 Post-M.D. Trainees**  
**(Regular Ministry Funded vs All Other Funding)**  
**Faculty of Medicine Providing Post-M.D. Training**  
**By**  
**Rank**

Faculty of Medicine Providing Post-M.D. Training		Residents	Fellows	Total
		R-3	Fellow	
Dalhousie University	Regular Ministry Funded	1		1
	Non-Ministry Funded			
	<b>TOTAL</b>	<b>1</b>		<b>1</b>
Université Laval	Regular Ministry Funded	1		1
	Non-Ministry Funded			
	<b>TOTAL</b>	<b>1</b>		<b>1</b>
Université de Sherbrooke	Regular Ministry Funded	2		2
	Non-Ministry Funded			
	<b>TOTAL</b>	<b>2</b>		<b>2</b>
Queen's University	Regular Ministry Funded	1		1
	Non-Ministry Funded			
	<b>TOTAL</b>	<b>1</b>		<b>1</b>
University of Toronto	Regular Ministry Funded			
	Non-Ministry Funded		3	3
	<b>TOTAL</b>		<b>3</b>	<b>3</b>
McMaster University	Regular Ministry Funded	1		1
	Non-Ministry Funded			
	<b>TOTAL</b>	<b>1</b>		<b>1</b>
University of Western Ontario	Regular Ministry Funded	1		1
	Non-Ministry Funded			
	<b>TOTAL</b>	<b>1</b>		<b>1</b>
University of Manitoba	Regular Ministry Funded	1		1
	Non-Ministry Funded	1		1
	<b>TOTAL</b>	<b>2</b>		<b>2</b>
University of Alberta	Regular Ministry Funded	1		1
	Non-Ministry Funded			
	<b>TOTAL</b>	<b>1</b>		<b>1</b>
Grand Total	Regular Ministry Funded	9		9
	Non-Ministry Funded	1	3	4
	<b>TOTAL</b>	<b>10</b>	<b>3</b>	<b>13</b>

**Table 1**  
**ENHANCED SKILLS: OTHER FAMILY MEDICINE ENHANCED SKILLS TRAINING**  
**2011-12 Post-M.D. Trainees**  
**(Canadian Citizens/Permanent Residents vs Visa Trainees)**  
**Faculty of Medicine Providing Post-M.D. Training**  
**By**  
**Rank**

Faculty of Medicine Providing Post-M.D. Training		Residents	Fellows	Total
		R-3	Fellow	
Université Laval	CC/PR	10		10
	Visa Trainees			
	<b>TOTAL</b>	<b>10</b>		<b>10</b>
Université de Montréal	CC/PR	3		3
	Visa Trainees			
	<b>TOTAL</b>	<b>3</b>		<b>3</b>
McGill University	CC/PR	7	1	8
	Visa Trainees	1		1
	<b>TOTAL</b>	<b>8</b>	<b>1</b>	<b>9</b>
University of Ottawa	CC/PR	11		11
	Visa Trainees			
	<b>TOTAL</b>	<b>11</b>		<b>11</b>
Queen's University	CC/PR	8		8
	Visa Trainees			
	<b>TOTAL</b>	<b>8</b>		<b>8</b>
University of Toronto	CC/PR	21		21
	Visa Trainees		1	1
	<b>TOTAL</b>	<b>21</b>	<b>1</b>	<b>22</b>
McMaster University	CC/PR	8		8
	Visa Trainees			
	<b>TOTAL</b>	<b>8</b>		<b>8</b>
University of Western Ontario	CC/PR	10		10
	Visa Trainees	1		1
	<b>TOTAL</b>	<b>11</b>		<b>11</b>
Northern Ontario School of Medicine	CC/PR	5		5
	Visa Trainees			
	<b>TOTAL</b>	<b>5</b>		<b>5</b>

(continued)



**Table 1**  
**ENHANCED SKILLS: OTHER FAMILY MEDICINE ENHANCED SKILLS TRAINING**  
**2011-12 Post-M.D. Trainees**  
**(Canadian Citizens/Permanent Residents vs Visa Trainees)**  
**Faculty of Medicine Providing Post-M.D. Training**  
**By**  
**Rank**

Faculty of Medicine Providing Post-M.D. Training		Residents	Fellows	Total
		R-3	Fellow	
University of Manitoba	CC/PR	8		8
	Visa Trainees			
	<b>TOTAL</b>	<b>8</b>		<b>8</b>
University of Saskatchewan	CC/PR	5		5
	Visa Trainees	1		1
	<b>TOTAL</b>	<b>6</b>		<b>6</b>
University of Alberta	CC/PR	3		3
	Visa Trainees			
	<b>TOTAL</b>	<b>3</b>		<b>3</b>
University of Calgary	CC/PR	10		10
	Visa Trainees			
	<b>TOTAL</b>	<b>10</b>		<b>10</b>
University of British Columbia	CC/PR	19		19
	Visa Trainees			
	<b>TOTAL</b>	<b>19</b>		<b>19</b>
Grand Total	CC/PR	128	1	129
	Visa Trainees	3	1	4
	<b>TOTAL</b>	<b>131</b>	<b>2</b>	<b>133</b>

**Table 2**  
**ENHANCED SKILLS: OTHER FAMILY MEDICINE ENHANCED SKILLS TRAINING**  
**2011-12 Post-M.D. Trainees**  
**(Regular Ministry Funded vs All Other Funding)**  
**Faculty of Medicine Providing Post-M.D. Training**  
**By**  
**Rank**

Faculty of Medicine Providing Post-M.D. Training		Residents	Fellows	Total
		R-3	Fellow	
Université Laval	Regular Ministry Funded	10		10
	Non-Ministry Funded			
	<b>TOTAL</b>	<b>10</b>		<b>10</b>
Université de Montréal	Regular Ministry Funded	3		3
	Non-Ministry Funded			
	<b>TOTAL</b>	<b>3</b>		<b>3</b>
McGill University	Regular Ministry Funded	7		7
	Non-Ministry Funded	1	1	2
	<b>TOTAL</b>	<b>8</b>	<b>1</b>	<b>9</b>
University of Ottawa	Regular Ministry Funded	11		11
	Non-Ministry Funded			
	<b>TOTAL</b>	<b>11</b>		<b>11</b>
Queen's University	Regular Ministry Funded	8		8
	Non-Ministry Funded			
	<b>TOTAL</b>	<b>8</b>		<b>8</b>
University of Toronto	Regular Ministry Funded	20		20
	Non-Ministry Funded	1	1	2
	<b>TOTAL</b>	<b>21</b>	<b>1</b>	<b>22</b>
McMaster University	Regular Ministry Funded	8		8
	Non-Ministry Funded			
	<b>TOTAL</b>	<b>8</b>		<b>8</b>
University of Western Ontario	Regular Ministry Funded	10		10
	Non-Ministry Funded	1		1
	<b>TOTAL</b>	<b>11</b>		<b>11</b>
Northern Ontario School of Medicine	Regular Ministry Funded	5		5
	Non-Ministry Funded			
	<b>TOTAL</b>	<b>5</b>		<b>5</b>
University of Manitoba	Regular Ministry Funded	8		8
	Non-Ministry Funded			
	<b>TOTAL</b>	<b>8</b>		<b>8</b>

(continued)

**Table 2**  
**ENHANCED SKILLS: OTHER FAMILY MEDICINE ENHANCED SKILLS TRAINING**  
**2011-12 Post-M.D. Trainees**  
**(Regular Ministry Funded vs All Other Funding)**  
**Faculty of Medicine Providing Post-M.D. Training**  
**By**  
**Rank**

Faculty of Medicine Providing Post-M.D. Training		Residents	Fellows	Total
		R-3	Fellow	
University of Saskatchewan	Regular Ministry Funded	5		5
	Non-Ministry Funded	1		1
	<b>TOTAL</b>	<b>6</b>		<b>6</b>
University of Alberta	Regular Ministry Funded	3		3
	Non-Ministry Funded			
	<b>TOTAL</b>	<b>3</b>		<b>3</b>
University of Calgary	Regular Ministry Funded	10		10
	Non-Ministry Funded			
	<b>TOTAL</b>	<b>10</b>		<b>10</b>
University of British Columbia	Regular Ministry Funded	19		19
	Non-Ministry Funded			
	<b>TOTAL</b>	<b>19</b>		<b>19</b>
Grand Total	Regular Ministry Funded	127		127
	Non-Ministry Funded	4	2	6
	<b>TOTAL</b>	<b>131</b>	<b>2</b>	<b>133</b>

**Table 1**  
**PALLIATIVE MEDICINE**  
**2011-12 Post-M.D. Trainees**  
**(Canadian Citizens/Permanent Residents vs Visa Trainees)**  
**Faculty of Medicine Providing Post-M.D. Training**  
**By Rank**

Faculty of Medicine Providing Post-M.D. Training		Residents					Sub-Total	Fellows	Total
		R-3	R-4	R-5	R-6	R-7		Fellow	
Dalhousie University	CC/PR	2					2		2
	Visa Trainees								
	<b>TOTAL</b>	<b>2</b>					<b>2</b>		<b>2</b>
McGill University	CC/PR	1			1		2		2
	Visa Trainees								
	<b>TOTAL</b>	<b>1</b>			<b>1</b>		<b>2</b>		<b>2</b>
University of Ottawa	CC/PR	4					4		4
	Visa Trainees								
	<b>TOTAL</b>	<b>4</b>					<b>4</b>		<b>4</b>
Queen's University	CC/PR								
	Visa Trainees							1	1
	<b>TOTAL</b>							<b>1</b>	<b>1</b>
University of Toronto	CC/PR	3					3	1	4
	Visa Trainees								
	<b>TOTAL</b>	<b>3</b>					<b>3</b>	<b>1</b>	<b>4</b>
University of Manitoba	CC/PR		1				1		1
	Visa Trainees								
	<b>TOTAL</b>		<b>1</b>				<b>1</b>		<b>1</b>
University of Alberta	CC/PR			2			2		2
	Visa Trainees							1	1
	<b>TOTAL</b>			<b>2</b>			<b>2</b>	<b>1</b>	<b>3</b>
University of Calgary	CC/PR	3				1	4		4
	Visa Trainees								
	<b>TOTAL</b>	<b>3</b>				<b>1</b>	<b>4</b>		<b>4</b>
University of British Columbia	CC/PR	2					2		2
	Visa Trainees								
	<b>TOTAL</b>	<b>2</b>					<b>2</b>		<b>2</b>
Grand Total	CC/PR	15	1	2	1	1	20	1	21
	Visa Trainees							2	2
	<b>TOTAL</b>	<b>15</b>	<b>1</b>	<b>2</b>	<b>1</b>	<b>1</b>	<b>20</b>	<b>3</b>	<b>23</b>

**Table 2**  
**PALLIATIVE MEDICINE**  
**2011-12 Post-M.D. Trainees**  
**(Regular Ministry Funded vs All Other Funding)**  
**Faculty of Medicine Providing Post-M.D. Training**  
**By Rank**

Faculty of Medicine Providing Post-M.D. Training		Residents					Fellows	Total	
		R-3	R-4	R-5	R-6	R-7	Sub-Total	Fellow	
Dalhousie University	Regular Ministry Funded	1					1		1
	Non-Ministry Funded	1					1		1
	<b>TOTAL</b>	<b>2</b>					<b>2</b>		<b>2</b>
McGill University	Regular Ministry Funded	1			1		2		2
	Non-Ministry Funded								
	<b>TOTAL</b>	<b>1</b>			<b>1</b>		<b>2</b>		<b>2</b>
University of Ottawa	Regular Ministry Funded	3					3		3
	Non-Ministry Funded	1					1		1
	<b>TOTAL</b>	<b>4</b>					<b>4</b>		<b>4</b>
Queen's University	Regular Ministry Funded							1	1
	Non-Ministry Funded							1	1
	<b>TOTAL</b>							<b>1</b>	<b>1</b>
University of Toronto	Regular Ministry Funded	3					3		3
	Non-Ministry Funded							1	1
	<b>TOTAL</b>	<b>3</b>					<b>3</b>	<b>1</b>	<b>4</b>
University of Manitoba	Regular Ministry Funded		1				1		1
	Non-Ministry Funded								
	<b>TOTAL</b>		<b>1</b>				<b>1</b>		<b>1</b>
University of Alberta	Regular Ministry Funded			2			2		2
	Non-Ministry Funded							1	1
	<b>TOTAL</b>			<b>2</b>			<b>2</b>	<b>1</b>	<b>3</b>
University of Calgary	Regular Ministry Funded	3				1	4		4
	Non-Ministry Funded								
	<b>TOTAL</b>	<b>3</b>				<b>1</b>	<b>4</b>		<b>4</b>
University of British Columbia	Regular Ministry Funded	2					2		2
	Non-Ministry Funded								
	<b>TOTAL</b>	<b>2</b>					<b>2</b>		<b>2</b>
Grand Total	Regular Ministry Funded	13	1	2	1	1	18		18
	Non-Ministry Funded	2					2	3	5
	<b>TOTAL</b>	<b>15</b>	<b>1</b>	<b>2</b>	<b>1</b>	<b>1</b>	<b>20</b>	<b>3</b>	<b>23</b>

**Table 1**  
**ANESTHESIOLOGY**  
**2011-12 Post-M.D. Trainees**  
**(Canadian Citizens/Permanent Residents vs Visa Trainees)**  
**Faculty of Medicine Providing Post-M.D. Training**  
**By Rank**

Faculty of Medicine Providing Post-M.D. Training		Residents							Fellows	Total	
		R-1	R-2	R-3	R-4	R-5	R-6	R-7	Sub-Total	Fellow	
Memorial University	CC/PR	4	3	5	7	2			21		21
	Visa Trainees										
	<b>TOTAL</b>	<b>4</b>	<b>3</b>	<b>5</b>	<b>7</b>	<b>2</b>			<b>21</b>		<b>21</b>
Dalhousie University	CC/PR	6	5	7	5	6			29	3	32
	Visa Trainees										
	<b>TOTAL</b>	<b>6</b>	<b>5</b>	<b>7</b>	<b>5</b>	<b>6</b>			<b>29</b>	<b>3</b>	<b>32</b>
Université Laval	CC/PR	8	10	9	10	9	1		47		47
	Visa Trainees									1	1
	<b>TOTAL</b>	<b>8</b>	<b>10</b>	<b>9</b>	<b>10</b>	<b>9</b>	<b>1</b>		<b>47</b>	<b>1</b>	<b>48</b>
Université de Sherbrooke	CC/PR	6	9	7	3	10			35		35
	Visa Trainees										
	<b>TOTAL</b>	<b>6</b>	<b>9</b>	<b>7</b>	<b>3</b>	<b>10</b>			<b>35</b>		<b>35</b>
Université de Montréal	CC/PR	8	12	5	10	13	2		50		50
	Visa Trainees									3	3
	<b>TOTAL</b>	<b>8</b>	<b>12</b>	<b>5</b>	<b>10</b>	<b>13</b>	<b>2</b>		<b>50</b>	<b>3</b>	<b>53</b>
McGill University	CC/PR	8	7	7	8	5			35		35
	Visa Trainees						1		1	8	9
	<b>TOTAL</b>	<b>8</b>	<b>7</b>	<b>7</b>	<b>8</b>	<b>5</b>	<b>1</b>		<b>36</b>	<b>8</b>	<b>44</b>
University of Ottawa	CC/PR	10	9	11	11	10			51	10	61
	Visa Trainees									5	5
	<b>TOTAL</b>	<b>10</b>	<b>9</b>	<b>11</b>	<b>11</b>	<b>10</b>			<b>51</b>	<b>15</b>	<b>66</b>
Queen's University	CC/PR	4	4	5	5	5			23		23
	Visa Trainees									1	1
	<b>TOTAL</b>	<b>4</b>	<b>4</b>	<b>5</b>	<b>5</b>	<b>5</b>			<b>23</b>	<b>1</b>	<b>24</b>
University of Toronto	CC/PR	17	20	19	20	20			96	27	123
	Visa Trainees					1			1	61	62
	<b>TOTAL</b>	<b>17</b>	<b>20</b>	<b>19</b>	<b>20</b>	<b>21</b>			<b>97</b>	<b>88</b>	<b>185</b>
McMaster University	CC/PR	7	10	7	7	8			39		39
	Visa Trainees					1			1	4	5
	<b>TOTAL</b>	<b>7</b>	<b>10</b>	<b>7</b>	<b>7</b>	<b>9</b>			<b>40</b>	<b>4</b>	<b>44</b>
University of Western Ontario	CC/PR	8	7	8	10	7			40	3	43
	Visa Trainees									14	14
	<b>TOTAL</b>	<b>8</b>	<b>7</b>	<b>8</b>	<b>10</b>	<b>7</b>			<b>40</b>	<b>17</b>	<b>57</b>
University of Manitoba	CC/PR	5	6	7	4	7	1		30	3	33
	Visa Trainees					1	1		2	1	3
	<b>TOTAL</b>	<b>5</b>	<b>6</b>	<b>7</b>	<b>4</b>	<b>8</b>	<b>2</b>		<b>32</b>	<b>4</b>	<b>36</b>
University of Saskatchewan	CC/PR	7	5	10	8	3			33		33
	Visa Trainees										
	<b>TOTAL</b>	<b>7</b>	<b>5</b>	<b>10</b>	<b>8</b>	<b>3</b>			<b>33</b>		<b>33</b>
University of Alberta	CC/PR	4	6	6	8	6		1	31	2	33
	Visa Trainees		1	1					2	2	4
	<b>TOTAL</b>	<b>4</b>	<b>7</b>	<b>7</b>	<b>8</b>	<b>6</b>		<b>1</b>	<b>33</b>	<b>4</b>	<b>37</b>
University of Calgary	CC/PR	5	8	6	8	8			35	1	36
	Visa Trainees									1	1
	<b>TOTAL</b>	<b>5</b>	<b>8</b>	<b>6</b>	<b>8</b>	<b>8</b>			<b>35</b>	<b>2</b>	<b>37</b>
University of British Columbia	CC/PR	12	11	10	9	15			57	2	59
	Visa Trainees									10	10
	<b>TOTAL</b>	<b>12</b>	<b>11</b>	<b>10</b>	<b>9</b>	<b>15</b>			<b>57</b>	<b>12</b>	<b>69</b>
Grand Total	CC/PR	119	132	129	133	134	4	1	652	51	703
	Visa Trainees		1	1		3	2		7	111	118
	<b>TOTAL</b>	<b>119</b>	<b>133</b>	<b>130</b>	<b>133</b>	<b>137</b>	<b>6</b>	<b>1</b>	<b>659</b>	<b>162</b>	<b>821</b>

**Table 2**  
**ANESTHESIOLOGY**  
**2011-12 Post-M.D. Trainees**  
**(Regular Ministry Funded vs All Other Funding)**  
**Faculty of Medicine Providing Post-M.D. Training**  
**By Rank**

Faculty of Medicine Providing Post-M.D. Training		Residents							Sub-Total	Fellows	Total
		R-1	R-2	R-3	R-4	R-5	R-6	R-7		Fellow	
Memorial University	Regular Ministry Funded	4	3	5	7	2			21		21
	Non-Ministry Funded										
	<b>TOTAL</b>	<b>4</b>	<b>3</b>	<b>5</b>	<b>7</b>	<b>2</b>			<b>21</b>		<b>21</b>
Dalhousie University	Regular Ministry Funded	6	5	6	5	5			27		27
	Non-Ministry Funded			1		1			2	3	5
	<b>TOTAL</b>	<b>6</b>	<b>5</b>	<b>7</b>	<b>5</b>	<b>6</b>			<b>29</b>	<b>3</b>	<b>32</b>
Université Laval	Regular Ministry Funded	8	10	9	10	9	1		47		47
	Non-Ministry Funded									1	1
	<b>TOTAL</b>	<b>8</b>	<b>10</b>	<b>9</b>	<b>10</b>	<b>9</b>	<b>1</b>		<b>47</b>	<b>1</b>	<b>48</b>
Université de Sherbrooke	Regular Ministry Funded	6	9	7	3	10			35		35
	Non-Ministry Funded										
	<b>TOTAL</b>	<b>6</b>	<b>9</b>	<b>7</b>	<b>3</b>	<b>10</b>			<b>35</b>		<b>35</b>
Université de Montréal	Regular Ministry Funded	8	12	5	10	13	2		50		50
	Non-Ministry Funded									3	3
	<b>TOTAL</b>	<b>8</b>	<b>12</b>	<b>5</b>	<b>10</b>	<b>13</b>	<b>2</b>		<b>50</b>	<b>3</b>	<b>53</b>
McGill University	Regular Ministry Funded	8	7	7	8	5			35		35
	Non-Ministry Funded						1		1	8	9
	<b>TOTAL</b>	<b>8</b>	<b>7</b>	<b>7</b>	<b>8</b>	<b>5</b>	<b>1</b>		<b>36</b>	<b>8</b>	<b>44</b>
University of Ottawa	Regular Ministry Funded	10	9	10	11	10			50		50
	Non-Ministry Funded			1					1	15	16
	<b>TOTAL</b>	<b>10</b>	<b>9</b>	<b>11</b>	<b>11</b>	<b>10</b>			<b>51</b>	<b>15</b>	<b>66</b>
Queen's University	Regular Ministry Funded	4	4	5	5	5			23		23
	Non-Ministry Funded									1	1
	<b>TOTAL</b>	<b>4</b>	<b>4</b>	<b>5</b>	<b>5</b>	<b>5</b>			<b>23</b>	<b>1</b>	<b>24</b>
University of Toronto	Regular Ministry Funded	17	20	19	19	20			95		95
	Non-Ministry Funded				1	1			2	88	90
	<b>TOTAL</b>	<b>17</b>	<b>20</b>	<b>19</b>	<b>20</b>	<b>21</b>			<b>97</b>	<b>88</b>	<b>185</b>
McMaster University	Regular Ministry Funded	7	10	7	7	8			39		39
	Non-Ministry Funded					1			1	4	5
	<b>TOTAL</b>	<b>7</b>	<b>10</b>	<b>7</b>	<b>7</b>	<b>9</b>			<b>40</b>	<b>4</b>	<b>44</b>
University of Western Ontario	Regular Ministry Funded	8	7	8	10	7			40		40
	Non-Ministry Funded									17	17
	<b>TOTAL</b>	<b>8</b>	<b>7</b>	<b>8</b>	<b>10</b>	<b>7</b>			<b>40</b>	<b>17</b>	<b>57</b>
University of Manitoba	Regular Ministry Funded	5	6	7	4	7	1		30	2	32
	Non-Ministry Funded					1	1		2	2	4
	<b>TOTAL</b>	<b>5</b>	<b>6</b>	<b>7</b>	<b>4</b>	<b>8</b>	<b>2</b>		<b>32</b>	<b>4</b>	<b>36</b>
University of Saskatchewan	Regular Ministry Funded	6	5	8	4	3			26		26
	Non-Ministry Funded	1		2	4				7		7
	<b>TOTAL</b>	<b>7</b>	<b>5</b>	<b>10</b>	<b>8</b>	<b>3</b>			<b>33</b>		<b>33</b>
University of Alberta	Regular Ministry Funded	4	6	6	8	6		1	31		31
	Non-Ministry Funded		1	1					2	4	6
	<b>TOTAL</b>	<b>4</b>	<b>7</b>	<b>7</b>	<b>8</b>	<b>6</b>		<b>1</b>	<b>33</b>	<b>4</b>	<b>37</b>
University of Calgary	Regular Ministry Funded	5	7	6	8	8			34		34
	Non-Ministry Funded		1						1	2	3
	<b>TOTAL</b>	<b>5</b>	<b>8</b>	<b>6</b>	<b>8</b>	<b>8</b>			<b>35</b>	<b>2</b>	<b>37</b>
University of British Columbia	Regular Ministry Funded	12	11	10	9	15			57		57
	Non-Ministry Funded									12	12
	<b>TOTAL</b>	<b>12</b>	<b>11</b>	<b>10</b>	<b>9</b>	<b>15</b>			<b>57</b>	<b>12</b>	<b>69</b>
Grand Total	Regular Ministry Funded	118	131	125	128	133	4	1	640	2	642
	Non-Ministry Funded	1	2	5	5	4	2		19	160	179
	<b>TOTAL</b>	<b>119</b>	<b>133</b>	<b>130</b>	<b>133</b>	<b>137</b>	<b>6</b>	<b>1</b>	<b>659</b>	<b>162</b>	<b>821</b>

**Table 1  
PUBLIC HEALTH AND PREVENTIVE MEDICINE  
2011-12 Post-M.D. Trainees  
(Canadian Citizens/Permanent Residents vs Visa Trainees)  
Faculty of Medicine Providing Post-M.D. Training  
By  
Rank**

Faculty of Medicine Providing Post-M.D. Training		Residents					Total
		R-1	R-2	R-3	R-4	R-5	
Université Laval	CC/PR	3		2	3		8
	Visa Trainees						
	<b>TOTAL</b>	<b>3</b>		<b>2</b>	<b>3</b>		<b>8</b>
Université de Sherbrooke	CC/PR	3	5	2		3	13
	Visa Trainees						
	<b>TOTAL</b>	<b>3</b>	<b>5</b>	<b>2</b>		<b>3</b>	<b>13</b>
Université de Montréal	CC/PR	2	1	1	2	2	8
	Visa Trainees						
	<b>TOTAL</b>	<b>2</b>	<b>1</b>	<b>1</b>	<b>2</b>	<b>2</b>	<b>8</b>
McGill University	CC/PR			1	1		2
	Visa Trainees						
	<b>TOTAL</b>			<b>1</b>	<b>1</b>		<b>2</b>
University of Ottawa	CC/PR	1	3	4	1	1	10
	Visa Trainees						
	<b>TOTAL</b>	<b>1</b>	<b>3</b>	<b>4</b>	<b>1</b>	<b>1</b>	<b>10</b>
Queen's University	CC/PR	2	2	1	1	1	7
	Visa Trainees						
	<b>TOTAL</b>	<b>2</b>	<b>2</b>	<b>1</b>	<b>1</b>	<b>1</b>	<b>7</b>
University of Toronto	CC/PR	3	6	5	6	9	29
	Visa Trainees						
	<b>TOTAL</b>	<b>3</b>	<b>6</b>	<b>5</b>	<b>6</b>	<b>9</b>	<b>29</b>
McMaster University	CC/PR	1	3	2	4	1	11
	Visa Trainees						
	<b>TOTAL</b>	<b>1</b>	<b>3</b>	<b>2</b>	<b>4</b>	<b>1</b>	<b>11</b>
Northern Ontario School of Medicine	CC/PR	2		1		1	4
	Visa Trainees						
	<b>TOTAL</b>	<b>2</b>		<b>1</b>		<b>1</b>	<b>4</b>
University of Manitoba	CC/PR		1	2	1	2	6
	Visa Trainees	1					1
	<b>TOTAL</b>	<b>1</b>	<b>1</b>	<b>2</b>	<b>1</b>	<b>2</b>	<b>7</b>
University of Saskatchewan	CC/PR	1					1
	Visa Trainees						
	<b>TOTAL</b>	<b>1</b>					<b>1</b>

(continued)



**Table 1  
 PUBLIC HEALTH AND PREVENTIVE MEDICINE  
 2011-12 Post-M.D. Trainees  
 (Canadian Citizens/Permanent Residents vs Visa Trainees)  
 Faculty of Medicine Providing Post-M.D. Training  
 By  
 Rank**

Faculty of Medicine Providing Post-M.D. Training		Residents					Total
		R-1	R-2	R-3	R-4	R-5	
University of Alberta	CC/PR	2	2	3	1	1	9
	Visa Trainees						
	<b>TOTAL</b>	<b>2</b>	<b>2</b>	<b>3</b>	<b>1</b>	<b>1</b>	<b>9</b>
University of Calgary	CC/PR	2	4	2	1		9
	Visa Trainees						
	<b>TOTAL</b>	<b>2</b>	<b>4</b>	<b>2</b>	<b>1</b>		<b>9</b>
University of British Columbia	CC/PR	1	3	4	2	3	13
	Visa Trainees						
	<b>TOTAL</b>	<b>1</b>	<b>3</b>	<b>4</b>	<b>2</b>	<b>3</b>	<b>13</b>
Grand Total	CC/PR	23	30	30	23	24	130
	Visa Trainees	1					1
	<b>TOTAL</b>	<b>24</b>	<b>30</b>	<b>30</b>	<b>23</b>	<b>24</b>	<b>131</b>

**Table 2**  
**PUBLIC HEALTH AND PREVENTIVE MEDICINE**  
**2011-12 Post-M.D. Trainees**  
**(Regular Ministry Funded vs All Other Funding)**  
**Faculty of Medicine Providing Post-M.D. Training**  
**By Rank**

Faculty of Medicine Providing Post-M.D. Training		Residents					Total
		R-1	R-2	R-3	R-4	R-5	
Université Laval	Regular Ministry Funded	3		2	3		8
	Non-Ministry Funded						
	<b>TOTAL</b>	<b>3</b>		<b>2</b>	<b>3</b>		<b>8</b>
Université de Sherbrooke	Regular Ministry Funded	3	5	2		3	13
	Non-Ministry Funded						
	<b>TOTAL</b>	<b>3</b>	<b>5</b>	<b>2</b>		<b>3</b>	<b>13</b>
Université de Montréal	Regular Ministry Funded	2	1	1	2	2	8
	Non-Ministry Funded						
	<b>TOTAL</b>	<b>2</b>	<b>1</b>	<b>1</b>	<b>2</b>	<b>2</b>	<b>8</b>
McGill University	Regular Ministry Funded			1	1		2
	Non-Ministry Funded						
	<b>TOTAL</b>			<b>1</b>	<b>1</b>		<b>2</b>
University of Ottawa	Regular Ministry Funded	1	3	4	1	1	10
	Non-Ministry Funded						
	<b>TOTAL</b>	<b>1</b>	<b>3</b>	<b>4</b>	<b>1</b>	<b>1</b>	<b>10</b>
Queen's University	Regular Ministry Funded	2	2	1	1	1	7
	Non-Ministry Funded						
	<b>TOTAL</b>	<b>2</b>	<b>2</b>	<b>1</b>	<b>1</b>	<b>1</b>	<b>7</b>
University of Toronto	Regular Ministry Funded	3	6	5	5	8	27
	Non-Ministry Funded				1	1	2
	<b>TOTAL</b>	<b>3</b>	<b>6</b>	<b>5</b>	<b>6</b>	<b>9</b>	<b>29</b>
McMaster University	Regular Ministry Funded	1	3	2	3	1	10
	Non-Ministry Funded				1		1
	<b>TOTAL</b>	<b>1</b>	<b>3</b>	<b>2</b>	<b>4</b>	<b>1</b>	<b>11</b>
Northern Ontario School of Medicine	Regular Ministry Funded	2		1		1	4
	Non-Ministry Funded						
	<b>TOTAL</b>	<b>2</b>		<b>1</b>		<b>1</b>	<b>4</b>
University of Manitoba	Regular Ministry Funded		1	2	1	2	6
	Non-Ministry Funded	1					1
	<b>TOTAL</b>	<b>1</b>	<b>1</b>	<b>2</b>	<b>1</b>	<b>2</b>	<b>7</b>
University of Saskatchewan	Regular Ministry Funded	1					1
	Non-Ministry Funded						
	<b>TOTAL</b>	<b>1</b>					<b>1</b>
University of Alberta	Regular Ministry Funded	2	2	3	1	1	9
	Non-Ministry Funded						
	<b>TOTAL</b>	<b>2</b>	<b>2</b>	<b>3</b>	<b>1</b>	<b>1</b>	<b>9</b>
University of Calgary	Regular Ministry Funded	2	4	2	1		9
	Non-Ministry Funded						
	<b>TOTAL</b>	<b>2</b>	<b>4</b>	<b>2</b>	<b>1</b>		<b>9</b>
University of British Columbia	Regular Ministry Funded	1	3	4	2	3	13
	Non-Ministry Funded						
	<b>TOTAL</b>	<b>1</b>	<b>3</b>	<b>4</b>	<b>2</b>	<b>3</b>	<b>13</b>
Grand Total	Regular Ministry Funded	23	30	30	21	23	127
	Non-Ministry Funded	1			2	1	4
	<b>TOTAL</b>	<b>24</b>	<b>30</b>	<b>30</b>	<b>23</b>	<b>24</b>	<b>131</b>

**Table 1**  
**DERMATOLOGY**  
**2011-12 Post-M.D. Trainees**  
**(Canadian Citizens/Permanent Residents vs Visa Trainees)**  
**Faculty of Medicine Providing Post-M.D. Training**  
**By Rank**

Faculty of Medicine Providing Post-M.D. Training		Residents						Fellows	Total	
		R-1	R-2	R-3	R-4	R-5	R-6	Sub-Total	Fellow	
Dalhousie University	CC/PR		1	2			1	4		4
	Visa Trainees									
	<b>TOTAL</b>		1	2			1	4		4
Université Laval	CC/PR	1	2	2	3	6		14		14
	Visa Trainees									
	<b>TOTAL</b>	1	2	2	3	6		14		14
Université de Sherbrooke	CC/PR	2	2					4		4
	Visa Trainees									
	<b>TOTAL</b>	2	2					4		4
Université de Montréal	CC/PR	2	2	3	3	4	1	15		15
	Visa Trainees									
	<b>TOTAL</b>	2	2	3	3	4	1	15		15
McGill University	CC/PR	2	2	3	4			11		11
	Visa Trainees	2	3	2	1			8		8
	<b>TOTAL</b>	4	5	5	5			19		19
University of Ottawa	CC/PR	3	2	3	3	3		14	1	15
	Visa Trainees									
	<b>TOTAL</b>	3	2	3	3	3		14	1	15
University of Toronto	CC/PR	6	7	5	6	3		27	3	30
	Visa Trainees	1				1		2	5	7
	<b>TOTAL</b>	7	7	5	6	4		29	8	37
University of Alberta	CC/PR	1	1	2	3	2		9		9
	Visa Trainees									
	<b>TOTAL</b>	1	1	2	3	2		9		9
University of Calgary	CC/PR	3	2					5		5
	Visa Trainees		1					1		1
	<b>TOTAL</b>	3	3					6		6
University of British Columbia	CC/PR	3	2	3	4	3		15	1	16
	Visa Trainees					1		1	5	6
	<b>TOTAL</b>	3	2	3	4	4		16	6	22
Grand Total	CC/PR	23	23	23	26	21	2	118	5	123
	Visa Trainees	3	4	2	1	2		12	10	22
	<b>TOTAL</b>	26	27	25	27	23	2	130	15	145

**Table 2**  
**DERMATOLOGY**  
**2011-12 Post-M.D. Trainees**  
**(Regular Ministry Funded vs All Other Funding)**  
**Faculty of Medicine Providing Post-M.D. Training**  
**By Rank**

Faculty of Medicine Providing Post-M.D. Training		Residents						Fellows	Total	
		R-1	R-2	R-3	R-4	R-5	R-6	Sub-Total	Fellow	
Dalhousie University	Regular Ministry Funded		1				1	2		2
	Non-Ministry Funded			2				2		2
	<b>TOTAL</b>		1	2			1	4		4
Université Laval	Regular Ministry Funded	1	2	2	3	6		14		14
	Non-Ministry Funded									
	<b>TOTAL</b>	1	2	2	3	6		14		14
Université de Sherbrooke	Regular Ministry Funded	2	2					4		4
	Non-Ministry Funded									
	<b>TOTAL</b>	2	2					4		4
Université de Montréal	Regular Ministry Funded	2	2	3	3	4	1	15		15
	Non-Ministry Funded									
	<b>TOTAL</b>	2	2	3	3	4	1	15		15
McGill University	Regular Ministry Funded	2	2	3	4			11		11
	Non-Ministry Funded	2	3	2	1			8		8
	<b>TOTAL</b>	4	5	5	5			19		19
University of Ottawa	Regular Ministry Funded	3	2	3	3	3		14		14
	Non-Ministry Funded								1	1
	<b>TOTAL</b>	3	2	3	3	3		14	1	15
University of Toronto	Regular Ministry Funded	7	7	5	6	3		28		28
	Non-Ministry Funded					1		1	8	9
	<b>TOTAL</b>	7	7	5	6	4		29	8	37
University of Alberta	Regular Ministry Funded	1	1	2	3	2		9		9
	Non-Ministry Funded									
	<b>TOTAL</b>	1	1	2	3	2		9		9
University of Calgary	Regular Ministry Funded	3	2					5		5
	Non-Ministry Funded		1					1		1
	<b>TOTAL</b>	3	3					6		6
University of British Columbia	Regular Ministry Funded	3	2	3	3	3		14		14
	Non-Ministry Funded				1	1		2	6	8
	<b>TOTAL</b>	3	2	3	4	4		16	6	22
Grand Total	Regular Ministry Funded	24	23	21	25	21	2	116		116
	Non-Ministry Funded	2	4	4	2	2		14	15	29
	<b>TOTAL</b>	26	27	25	27	23	2	130	15	145

**Table 1**  
**DIAGNOSTIC RADIOLOGY**  
**2011-12 Post-M.D. Trainees**  
**(Canadian Citizens/Permanent Residents vs Visa Trainees)**  
**Faculty of Medicine Providing Post-M.D. Training**  
**By Rank**

Faculty of Medicine Providing Post-M.D. Training		Residents								Fellows	Total
		R-1	R-2	R-3	R-4	R-5	R-6	R-7	Sub-Total	Fellow	
Memorial University	CC/PR	4	3	3	3	4			17		17
	Visa Trainees										
	TOTAL	4	3	3	3	4			17		17
Dalhousie University	CC/PR	4	4	4	5	6			23		23
	Visa Trainees									2	2
	TOTAL	4	4	4	5	6			23	2	25
Université Laval	CC/PR	8	10	8	7	8	1		42		42
	Visa Trainees										
	TOTAL	8	10	8	7	8	1		42		42
Université de Sherbrooke	CC/PR	4	5	6	3	5	1		24		24
	Visa Trainees										
	TOTAL	4	5	6	3	5	1		24		24
Université de Montréal	CC/PR	9	10	9	12	7	2		49		49
	Visa Trainees			1					1	1	2
	TOTAL	9	10	10	12	7	2		50	1	51
McGill University	CC/PR	8	7	7	7	4	1		34		34
	Visa Trainees	1	3	2	3	1	1		11	16	27
	TOTAL	9	10	9	10	5	2		45	16	61
University of Ottawa	CC/PR	7	6	8	8	5			34	6	40
	Visa Trainees									13	13
	TOTAL	7	6	8	8	5			34	19	53
Queen's University	CC/PR	3	3	3	3	3			15		15
	Visa Trainees										
	TOTAL	3	3	3	3	3			15		15
University of Toronto	CC/PR	11	13	13	14	13			64	21	85
	Visa Trainees			1					1	30	31
	TOTAL	11	13	14	14	13			65	51	116
McMaster University	CC/PR	6	7	8	5	6			32	6	38
	Visa Trainees									7	7
	TOTAL	6	7	8	5	6			32	13	45
University of Western Ontario	CC/PR	5	4	5	4	4			22	3	25
	Visa Trainees									5	5
	TOTAL	5	4	5	4	4			22	8	30
University of Manitoba	CC/PR	4	4	6	3	5	1		23	2	25
	Visa Trainees										
	TOTAL	4	4	6	3	5	1		23	2	25
University of Saskatchewan	CC/PR	4	4	5	3	4			20		20
	Visa Trainees										
	TOTAL	4	4	5	3	4			20		20
University of Alberta	CC/PR	5	5	2	4	5	1		22	2	24
	Visa Trainees									2	2
	TOTAL	5	5	2	4	5	1		22	4	26
University of Calgary	CC/PR	6	7	6	5	4			28	4	32
	Visa Trainees									3	3
	TOTAL	6	7	6	5	4			28	7	35
University of British Columbia	CC/PR	7	7	7	8	9		1	39	4	43
	Visa Trainees									21	21
	TOTAL	7	7	7	8	9		1	39	25	64
Grand Total	CC/PR	95	99	100	94	92	7	1	488	48	536
	Visa Trainees	1	3	4	3	1	1		13	100	113
	TOTAL	96	102	104	97	93	8	1	501	148	649

**Table 2**  
**DIAGNOSTIC RADIOLOGY**  
**2011-12 Post-M.D. Trainees**  
**(Regular Ministry Funded vs All Other Funding)**  
**Faculty of Medicine Providing Post-M.D. Training**  
**By Rank**

Faculty of Medicine Providing Post-M.D. Training		Residents								Fellows	Total
		R-1	R-2	R-3	R-4	R-5	R-6	R-7	Sub-Total	Fellow	
Memorial University	Regular Ministry Funded	4	3	3	3	4			17		17
	Non-Ministry Funded										
	<b>TOTAL</b>	<b>4</b>	<b>3</b>	<b>3</b>	<b>3</b>	<b>4</b>			<b>17</b>		<b>17</b>
Dalhousie University	Regular Ministry Funded	4	4	4	5	4			21		21
	Non-Ministry Funded					2			2	2	4
	<b>TOTAL</b>	<b>4</b>	<b>4</b>	<b>4</b>	<b>5</b>	<b>6</b>			<b>23</b>	<b>2</b>	<b>25</b>
Université Laval	Regular Ministry Funded	8	10	8	7	8	1		42		42
	Non-Ministry Funded										
	<b>TOTAL</b>	<b>8</b>	<b>10</b>	<b>8</b>	<b>7</b>	<b>8</b>	<b>1</b>		<b>42</b>		<b>42</b>
Université de Sherbrooke	Regular Ministry Funded	4	5	6	3	5	1		24		24
	Non-Ministry Funded										
	<b>TOTAL</b>	<b>4</b>	<b>5</b>	<b>6</b>	<b>3</b>	<b>5</b>	<b>1</b>		<b>24</b>		<b>24</b>
Université de Montréal	Regular Ministry Funded	9	10	10	12	7	2		50		50
	Non-Ministry Funded									1	1
	<b>TOTAL</b>	<b>9</b>	<b>10</b>	<b>10</b>	<b>12</b>	<b>7</b>	<b>2</b>		<b>50</b>	<b>1</b>	<b>51</b>
McGill University	Regular Ministry Funded	8	7	7	7	4			33		33
	Non-Ministry Funded	1	3	2	3	1	2		12	16	28
	<b>TOTAL</b>	<b>9</b>	<b>10</b>	<b>9</b>	<b>10</b>	<b>5</b>	<b>2</b>		<b>45</b>	<b>16</b>	<b>61</b>
University of Ottawa	Regular Ministry Funded	7	6	8	8	5			34		34
	Non-Ministry Funded									19	19
	<b>TOTAL</b>	<b>7</b>	<b>6</b>	<b>8</b>	<b>8</b>	<b>5</b>			<b>34</b>	<b>19</b>	<b>53</b>
Queen's University	Regular Ministry Funded	3	3	3	3	3			15		15
	Non-Ministry Funded										
	<b>TOTAL</b>	<b>3</b>	<b>3</b>	<b>3</b>	<b>3</b>	<b>3</b>			<b>15</b>		<b>15</b>
University of Toronto	Regular Ministry Funded	11	13	13	14	13			64		64
	Non-Ministry Funded			1					1	51	52
	<b>TOTAL</b>	<b>11</b>	<b>13</b>	<b>14</b>	<b>14</b>	<b>13</b>			<b>65</b>	<b>51</b>	<b>116</b>
McMaster University	Regular Ministry Funded	6	7	8	5	6			32		32
	Non-Ministry Funded									13	13
	<b>TOTAL</b>	<b>6</b>	<b>7</b>	<b>8</b>	<b>5</b>	<b>6</b>			<b>32</b>	<b>13</b>	<b>45</b>
University of Western Ontario	Regular Ministry Funded	5	4	5	4	4			22		22
	Non-Ministry Funded									8	8
	<b>TOTAL</b>	<b>5</b>	<b>4</b>	<b>5</b>	<b>4</b>	<b>4</b>			<b>22</b>	<b>8</b>	<b>30</b>
University of Manitoba	Regular Ministry Funded	4	4	6	3	5	1		23	1	24
	Non-Ministry Funded									1	1
	<b>TOTAL</b>	<b>4</b>	<b>4</b>	<b>6</b>	<b>3</b>	<b>5</b>	<b>1</b>		<b>23</b>	<b>2</b>	<b>25</b>
University of Saskatchewan	Regular Ministry Funded	4	4	5	3	3			19		19
	Non-Ministry Funded					1			1		1
	<b>TOTAL</b>	<b>4</b>	<b>4</b>	<b>5</b>	<b>3</b>	<b>4</b>			<b>20</b>		<b>20</b>
University of Alberta	Regular Ministry Funded	5	5	2	4	5	1		22		22
	Non-Ministry Funded									4	4
	<b>TOTAL</b>	<b>5</b>	<b>5</b>	<b>2</b>	<b>4</b>	<b>5</b>	<b>1</b>		<b>22</b>	<b>4</b>	<b>26</b>
University of Calgary	Regular Ministry Funded	6	7	6	5	4			28		28
	Non-Ministry Funded									7	7
	<b>TOTAL</b>	<b>6</b>	<b>7</b>	<b>6</b>	<b>5</b>	<b>4</b>			<b>28</b>	<b>7</b>	<b>35</b>
University of British Columbia	Regular Ministry Funded	7	7	7	8	8		1	38		38
	Non-Ministry Funded					1			1	25	26
	<b>TOTAL</b>	<b>7</b>	<b>7</b>	<b>7</b>	<b>8</b>	<b>9</b>		<b>1</b>	<b>39</b>	<b>25</b>	<b>64</b>
Grand Total	Regular Ministry Funded	95	99	101	94	88	6	1	484	1	485
	Non-Ministry Funded	1	3	3	3	5	2		17	147	164
	<b>TOTAL</b>	<b>96</b>	<b>102</b>	<b>104</b>	<b>97</b>	<b>93</b>	<b>8</b>	<b>1</b>	<b>501</b>	<b>148</b>	<b>649</b>

**Table 1  
EMERGENCY MEDICINE  
2011-12 Post-M.D. Trainees  
(Canadian Citizens/Permanent Residents vs Visa Trainees)  
Faculty of Medicine Providing Post-M.D. Training  
By  
Rank**

Faculty of Medicine Providing Post-M.D. Training		Residents						Fellows	Total	
		R-1	R-2	R-3	R-4	R-5	R-6	Sub-Total	Fellow	
Dalhousie University	CC/PR	1	3	1	3	2		10		10
	Visa Trainees									
	<b>TOTAL</b>	<b>1</b>	<b>3</b>	<b>1</b>	<b>3</b>	<b>2</b>		<b>10</b>		<b>10</b>
Université Laval	CC/PR	4	4	5	2	3		18		18
	Visa Trainees									
	<b>TOTAL</b>	<b>4</b>	<b>4</b>	<b>5</b>	<b>2</b>	<b>3</b>		<b>18</b>		<b>18</b>
Université de Montréal	CC/PR	4	4	4	3	4		19		19
	Visa Trainees									
	<b>TOTAL</b>	<b>4</b>	<b>4</b>	<b>4</b>	<b>3</b>	<b>4</b>		<b>19</b>		<b>19</b>
McGill University	CC/PR	4	5	4	3	2		18		18
	Visa Trainees	3	3	2	1	2	1	12		12
	<b>TOTAL</b>	<b>7</b>	<b>8</b>	<b>6</b>	<b>4</b>	<b>4</b>	<b>1</b>	<b>30</b>		<b>30</b>
University of Ottawa	CC/PR	10	8	7	6	3		34	1	35
	Visa Trainees				1	2		3	3	6
	<b>TOTAL</b>	<b>10</b>	<b>8</b>	<b>7</b>	<b>7</b>	<b>5</b>		<b>37</b>	<b>4</b>	<b>41</b>
Queen's University	CC/PR	4	4	4	4	3		19		19
	Visa Trainees									
	<b>TOTAL</b>	<b>4</b>	<b>4</b>	<b>4</b>	<b>4</b>	<b>3</b>		<b>19</b>		<b>19</b>
University of Toronto	CC/PR	10	10	7	10	10		47		47
	Visa Trainees								3	3
	<b>TOTAL</b>	<b>10</b>	<b>10</b>	<b>7</b>	<b>10</b>	<b>10</b>		<b>47</b>	<b>3</b>	<b>50</b>
McMaster University	CC/PR	7	7	6	7	4		31		31
	Visa Trainees	1						1		1
	<b>TOTAL</b>	<b>8</b>	<b>7</b>	<b>6</b>	<b>7</b>	<b>4</b>		<b>32</b>		<b>32</b>
University of Western Ontario	CC/PR	4	3	2	4	2		15		15
	Visa Trainees									
	<b>TOTAL</b>	<b>4</b>	<b>3</b>	<b>2</b>	<b>4</b>	<b>2</b>		<b>15</b>		<b>15</b>
University of Manitoba	CC/PR	4	4	4	4	5		21		21
	Visa Trainees									
	<b>TOTAL</b>	<b>4</b>	<b>4</b>	<b>4</b>	<b>4</b>	<b>5</b>		<b>21</b>		<b>21</b>
University of Saskatchewan	CC/PR	2	2					4		4
	Visa Trainees									
	<b>TOTAL</b>	<b>2</b>	<b>2</b>					<b>4</b>		<b>4</b>
University of Alberta	CC/PR	5	5	7	7	4		28		28
	Visa Trainees									
	<b>TOTAL</b>	<b>5</b>	<b>5</b>	<b>7</b>	<b>7</b>	<b>4</b>		<b>28</b>		<b>28</b>
University of Calgary	CC/PR	4	4	4	2	1		15		15
	Visa Trainees									
	<b>TOTAL</b>	<b>4</b>	<b>4</b>	<b>4</b>	<b>2</b>	<b>1</b>		<b>15</b>		<b>15</b>
University of British Columbia	CC/PR	5	5	5	3	3		21		21
	Visa Trainees									
	<b>TOTAL</b>	<b>5</b>	<b>5</b>	<b>5</b>	<b>3</b>	<b>3</b>		<b>21</b>		<b>21</b>
Grand Total	CC/PR	68	68	60	58	46		300	1	301
	Visa Trainees	4	3	2	2	4	1	16	6	22
	<b>TOTAL</b>	<b>72</b>	<b>71</b>	<b>62</b>	<b>60</b>	<b>50</b>	<b>1</b>	<b>316</b>	<b>7</b>	<b>323</b>

**Table 2**  
**EMERGENCY MEDICINE**  
**2011-12 Post-M.D. Trainees**  
**(Regular Ministry Funded vs All Other Funding)**  
**Faculty of Medicine Providing Post-M.D. Training**  
**By Rank**

Faculty of Medicine Providing Post-M.D. Training		Residents							Fellows	Total
		R-1	R-2	R-3	R-4	R-5	R-6	Sub-Total	Fellow	
Dalhousie University	Regular Ministry Funded	1	3	1	3	2		10		10
	Non-Ministry Funded									
	<b>TOTAL</b>	<b>1</b>	<b>3</b>	<b>1</b>	<b>3</b>	<b>2</b>		<b>10</b>		<b>10</b>
Université Laval	Regular Ministry Funded	4	4	5	2	3		18		18
	Non-Ministry Funded									
	<b>TOTAL</b>	<b>4</b>	<b>4</b>	<b>5</b>	<b>2</b>	<b>3</b>		<b>18</b>		<b>18</b>
Université de Montréal	Regular Ministry Funded	4	4	4	3	4		19		19
	Non-Ministry Funded									
	<b>TOTAL</b>	<b>4</b>	<b>4</b>	<b>4</b>	<b>3</b>	<b>4</b>		<b>19</b>		<b>19</b>
McGill University	Regular Ministry Funded	4	6	4	3	2		19		19
	Non-Ministry Funded	3	2	2	1	2	1	11		11
	<b>TOTAL</b>	<b>7</b>	<b>8</b>	<b>6</b>	<b>4</b>	<b>4</b>	<b>1</b>	<b>30</b>		<b>30</b>
University of Ottawa	Regular Ministry Funded	10	8	7	6	3		34		34
	Non-Ministry Funded				1	2		3	4	7
	<b>TOTAL</b>	<b>10</b>	<b>8</b>	<b>7</b>	<b>7</b>	<b>5</b>		<b>37</b>	<b>4</b>	<b>41</b>
Queen's University	Regular Ministry Funded	4	4	4	4	3		19		19
	Non-Ministry Funded									
	<b>TOTAL</b>	<b>4</b>	<b>4</b>	<b>4</b>	<b>4</b>	<b>3</b>		<b>19</b>		<b>19</b>
University of Toronto	Regular Ministry Funded	10	10	7	9	10		46		46
	Non-Ministry Funded				1			1	3	4
	<b>TOTAL</b>	<b>10</b>	<b>10</b>	<b>7</b>	<b>10</b>	<b>10</b>		<b>47</b>	<b>3</b>	<b>50</b>
McMaster University	Regular Ministry Funded	7	7	6	7	4		31		31
	Non-Ministry Funded	1						1		1
	<b>TOTAL</b>	<b>8</b>	<b>7</b>	<b>6</b>	<b>7</b>	<b>4</b>		<b>32</b>		<b>32</b>
University of Western Ontario	Regular Ministry Funded	4	3	2	4	2		15		15
	Non-Ministry Funded									
	<b>TOTAL</b>	<b>4</b>	<b>3</b>	<b>2</b>	<b>4</b>	<b>2</b>		<b>15</b>		<b>15</b>
University of Manitoba	Regular Ministry Funded	4	4	4	4	4		20		20
	Non-Ministry Funded					1		1		1
	<b>TOTAL</b>	<b>4</b>	<b>4</b>	<b>4</b>	<b>4</b>	<b>5</b>		<b>21</b>		<b>21</b>
University of Saskatchewan	Regular Ministry Funded	2	2					4		4
	Non-Ministry Funded									
	<b>TOTAL</b>	<b>2</b>	<b>2</b>					<b>4</b>		<b>4</b>
University of Alberta	Regular Ministry Funded	5	5	6	7	4		27		27
	Non-Ministry Funded			1				1		1
	<b>TOTAL</b>	<b>5</b>	<b>5</b>	<b>7</b>	<b>7</b>	<b>4</b>		<b>28</b>		<b>28</b>
University of Calgary	Regular Ministry Funded	4	4	4	2	1		15		15
	Non-Ministry Funded									
	<b>TOTAL</b>	<b>4</b>	<b>4</b>	<b>4</b>	<b>2</b>	<b>1</b>		<b>15</b>		<b>15</b>
University of British Columbia	Regular Ministry Funded	5	5	5	3	3		21		21
	Non-Ministry Funded									
	<b>TOTAL</b>	<b>5</b>	<b>5</b>	<b>5</b>	<b>3</b>	<b>3</b>		<b>21</b>		<b>21</b>
Grand Total	Regular Ministry Funded	68	69	59	57	45		298		298
	Non-Ministry Funded	4	2	3	3	5	1	18	7	25
	<b>TOTAL</b>	<b>72</b>	<b>71</b>	<b>62</b>	<b>60</b>	<b>50</b>	<b>1</b>	<b>316</b>	<b>7</b>	<b>323</b>



**Table 1**  
**INTERNAL MEDICINE**  
**2011-12 Post-M.D. Trainees**  
**(Canadian Citizens/Permanent Residents vs Visa Trainees)**  
**Faculty of Medicine Providing Post-M.D. Training**  
**By Rank**

Faculty of Medicine Providing Post-M.D. Training		Residents						Sub-Total	Fellows Fellow	Total
		R-1	R-2	R-3	R-4	R-5	R-6			
Memorial University	CC/PR	10	12	7	2			31		31
	Visa Trainees		1	1				2		2
	<b>TOTAL</b>	<b>10</b>	<b>13</b>	<b>8</b>	<b>2</b>			<b>33</b>		<b>33</b>
Dalhousie University	CC/PR	17	13	14	3			47		47
	Visa Trainees	2	2	4				8		8
	<b>TOTAL</b>	<b>19</b>	<b>15</b>	<b>18</b>	<b>3</b>			<b>55</b>		<b>55</b>
Université Laval	CC/PR	33	31	30	6			100		100
	Visa Trainees									
	<b>TOTAL</b>	<b>33</b>	<b>31</b>	<b>30</b>	<b>6</b>			<b>100</b>		<b>100</b>
Université de Sherbrooke	CC/PR	33	24	21				78		78
	Visa Trainees									
	<b>TOTAL</b>	<b>33</b>	<b>24</b>	<b>21</b>				<b>78</b>		<b>78</b>
Université de Montréal	CC/PR	44	40	38	12	11	1	146		146
	Visa Trainees		1					1		1
	<b>TOTAL</b>	<b>44</b>	<b>41</b>	<b>38</b>	<b>12</b>	<b>11</b>	<b>1</b>	<b>147</b>		<b>147</b>
McGill University	CC/PR	31	32	31	2	1	1	98		98
	Visa Trainees	5	4	5	1			15	1	16
	<b>TOTAL</b>	<b>36</b>	<b>36</b>	<b>36</b>	<b>3</b>	<b>1</b>	<b>1</b>	<b>113</b>	<b>1</b>	<b>114</b>
University of Ottawa	CC/PR	23	22	20	6			71		71
	Visa Trainees									
	<b>TOTAL</b>	<b>23</b>	<b>22</b>	<b>20</b>	<b>6</b>			<b>71</b>		<b>71</b>
Queen's University	CC/PR	18	20	16	2			56		56
	Visa Trainees									
	<b>TOTAL</b>	<b>18</b>	<b>20</b>	<b>16</b>	<b>2</b>			<b>56</b>		<b>56</b>
University of Toronto	CC/PR	56	61	59	8			184	10	194
	Visa Trainees	5	5	3	1			14	1	15
	<b>TOTAL</b>	<b>61</b>	<b>66</b>	<b>62</b>	<b>9</b>			<b>198</b>	<b>11</b>	<b>209</b>
McMaster University	CC/PR	24	25	28	2			79		79
	Visa Trainees	4	3	3				10	1	11
	<b>TOTAL</b>	<b>28</b>	<b>28</b>	<b>31</b>	<b>2</b>			<b>89</b>	<b>1</b>	<b>90</b>
University of Western Ontario	CC/PR	34	30	30				94		94
	Visa Trainees	4	9	1				14		14
	<b>TOTAL</b>	<b>38</b>	<b>39</b>	<b>31</b>				<b>108</b>		<b>108</b>
Northern Ontario School of Medicine	CC/PR	7	1					8		8
	Visa Trainees									
	<b>TOTAL</b>	<b>7</b>	<b>1</b>					<b>8</b>		<b>8</b>
University of Manitoba	CC/PR	18	14	12	2			46		46
	Visa Trainees	2	4					6		6
	<b>TOTAL</b>	<b>20</b>	<b>18</b>	<b>12</b>	<b>2</b>			<b>52</b>		<b>52</b>
University of Saskatchewan	CC/PR	24	22	15		1		62		62
	Visa Trainees			3				3		3
	<b>TOTAL</b>	<b>24</b>	<b>22</b>	<b>18</b>		<b>1</b>		<b>65</b>		<b>65</b>
University of Alberta	CC/PR	27	27	24	6	3		87		87
	Visa Trainees	4	4	1				9		9
	<b>TOTAL</b>	<b>31</b>	<b>31</b>	<b>25</b>	<b>6</b>	<b>3</b>		<b>96</b>		<b>96</b>
University of Calgary	CC/PR	29	28	23	7			87		87
	Visa Trainees	1		1				2		2
	<b>TOTAL</b>	<b>30</b>	<b>28</b>	<b>24</b>	<b>7</b>			<b>89</b>		<b>89</b>
University of British Columbia	CC/PR	43	43	43	5		1	135		135
	Visa Trainees	6	5	3	1			15		15
	<b>TOTAL</b>	<b>49</b>	<b>48</b>	<b>46</b>	<b>6</b>		<b>1</b>	<b>150</b>		<b>150</b>
Grand Total	CC/PR	471	445	411	63	16	3	1409	10	1419
	Visa Trainees	33	38	25	3			99	3	102
	<b>TOTAL</b>	<b>504</b>	<b>483</b>	<b>436</b>	<b>66</b>	<b>16</b>	<b>3</b>	<b>1508</b>	<b>13</b>	<b>1521</b>

**Table 2**  
**INTERNAL MEDICINE**  
**2011-12 Post-M.D. Trainees**  
**(Regular Ministry Funded vs All Other Funding)**  
**Faculty of Medicine Providing Post-M.D. Training**  
**By Rank**

Faculty of Medicine Providing Post-M.D. Training		Residents						Fellows	Total	
		R-1	R-2	R-3	R-4	R-5	R-6	Sub-Total	Fellow	
Memorial University	Regular Ministry Funded	10	13	8	2			33		33
	Non-Ministry Funded									
	<b>TOTAL</b>	<b>10</b>	<b>13</b>	<b>8</b>	<b>2</b>			<b>33</b>		<b>33</b>
Dalhousie University	Regular Ministry Funded	16	13	14	3			46		46
	Non-Ministry Funded	3	2	4				9		9
	<b>TOTAL</b>	<b>19</b>	<b>15</b>	<b>18</b>	<b>3</b>			<b>55</b>		<b>55</b>
Université Laval	Regular Ministry Funded	33	31	30	6			100		100
	Non-Ministry Funded									
	<b>TOTAL</b>	<b>33</b>	<b>31</b>	<b>30</b>	<b>6</b>			<b>100</b>		<b>100</b>
Université de Sherbrooke	Regular Ministry Funded	33	24	21				78		78
	Non-Ministry Funded									
	<b>TOTAL</b>	<b>33</b>	<b>24</b>	<b>21</b>				<b>78</b>		<b>78</b>
Université de Montréal	Regular Ministry Funded	44	41	38	12	11	1	147		147
	Non-Ministry Funded									
	<b>TOTAL</b>	<b>44</b>	<b>41</b>	<b>38</b>	<b>12</b>	<b>11</b>	<b>1</b>	<b>147</b>		<b>147</b>
McGill University	Regular Ministry Funded	33	33	32	2	1	1	102		102
	Non-Ministry Funded	3	3	4	1			11	1	12
	<b>TOTAL</b>	<b>36</b>	<b>36</b>	<b>36</b>	<b>3</b>	<b>1</b>	<b>1</b>	<b>113</b>	<b>1</b>	<b>114</b>
University of Ottawa	Regular Ministry Funded	23	22	20	6			71		71
	Non-Ministry Funded									
	<b>TOTAL</b>	<b>23</b>	<b>22</b>	<b>20</b>	<b>6</b>			<b>71</b>		<b>71</b>
Queen's University	Regular Ministry Funded	18	20	16	2			56		56
	Non-Ministry Funded									
	<b>TOTAL</b>	<b>18</b>	<b>20</b>	<b>16</b>	<b>2</b>			<b>56</b>		<b>56</b>
University of Toronto	Regular Ministry Funded	56	61	58	3			178		178
	Non-Ministry Funded	5	5	4	6			20	11	31
	<b>TOTAL</b>	<b>61</b>	<b>66</b>	<b>62</b>	<b>9</b>			<b>198</b>	<b>11</b>	<b>209</b>
McMaster University	Regular Ministry Funded	24	25	27	2			78		78
	Non-Ministry Funded	4	3	4				11	1	12
	<b>TOTAL</b>	<b>28</b>	<b>28</b>	<b>31</b>	<b>2</b>			<b>89</b>	<b>1</b>	<b>90</b>
University of Western Ontario	Regular Ministry Funded	34	30	30				94		94
	Non-Ministry Funded	4	9	1				14		14
	<b>TOTAL</b>	<b>38</b>	<b>39</b>	<b>31</b>				<b>108</b>		<b>108</b>
Northern Ontario School of Medicine	Regular Ministry Funded	7	1					8		8
	Non-Ministry Funded									
	<b>TOTAL</b>	<b>7</b>	<b>1</b>					<b>8</b>		<b>8</b>
University of Manitoba	Regular Ministry Funded	18	14	12	2			46		46
	Non-Ministry Funded	2	4					6		6
	<b>TOTAL</b>	<b>20</b>	<b>18</b>	<b>12</b>	<b>2</b>			<b>52</b>		<b>52</b>
University of Saskatchewan	Regular Ministry Funded	24	22	14				60		60
	Non-Ministry Funded			4		1		5		5
	<b>TOTAL</b>	<b>24</b>	<b>22</b>	<b>18</b>		<b>1</b>		<b>65</b>		<b>65</b>
University of Alberta	Regular Ministry Funded	27	27	24	6	3		87		87
	Non-Ministry Funded	4	4	1				9		9
	<b>TOTAL</b>	<b>31</b>	<b>31</b>	<b>25</b>	<b>6</b>	<b>3</b>		<b>96</b>		<b>96</b>
University of Calgary	Regular Ministry Funded	30	28	24	6			88		88
	Non-Ministry Funded				1			1		1
	<b>TOTAL</b>	<b>30</b>	<b>28</b>	<b>24</b>	<b>7</b>			<b>89</b>		<b>89</b>
University of British Columbia	Regular Ministry Funded	43	43	42	5		1	134		134
	Non-Ministry Funded	6	5	4	1			16		16
	<b>TOTAL</b>	<b>49</b>	<b>48</b>	<b>46</b>	<b>6</b>		<b>1</b>	<b>150</b>		<b>150</b>
Grand Total	Regular Ministry Funded	473	448	410	57	15	3	1406		1406
	Non-Ministry Funded	31	35	26	9	1		102	13	115
	<b>TOTAL</b>	<b>504</b>	<b>483</b>	<b>436</b>	<b>66</b>	<b>16</b>	<b>3</b>	<b>1508</b>	<b>13</b>	<b>1521</b>

**Table 1**  
**MEDICAL GENETICS**  
**2011-12 Post-M.D. Trainees**  
**(Canadian Citizens/Permanent Residents vs Visa Trainees)**  
**Faculty of Medicine Providing Post-M.D. Training**  
**By Rank**

Faculty of Medicine Providing Post-M.D. Training		Residents						Sub-Total	Fellows	Total
		R-1	R-2	R-3	R-4	R-5	R-6		Fellow	
Université de Montréal	CC/PR	1	1	1	1	1		5		5
	Visa Trainees								2	2
	<b>TOTAL</b>	<b>1</b>	<b>1</b>	<b>1</b>	<b>1</b>	<b>1</b>		<b>5</b>	<b>2</b>	<b>7</b>
McGill University	CC/PR		1		1	2	1	5	1	6
	Visa Trainees									
	<b>TOTAL</b>		<b>1</b>		<b>1</b>	<b>2</b>	<b>1</b>	<b>5</b>	<b>1</b>	<b>6</b>
University of Ottawa	CC/PR	1	1	1		1		4		4
	Visa Trainees									
	<b>TOTAL</b>	<b>1</b>	<b>1</b>	<b>1</b>		<b>1</b>		<b>4</b>		<b>4</b>
University of Toronto	CC/PR	2	2	3		1		8	2	10
	Visa Trainees		1		1			2	4	6
	<b>TOTAL</b>	<b>2</b>	<b>3</b>	<b>3</b>	<b>1</b>	<b>1</b>		<b>10</b>	<b>6</b>	<b>16</b>
University of Manitoba	CC/PR	1		1		1		3		3
	Visa Trainees	1						1		1
	<b>TOTAL</b>	<b>2</b>		<b>1</b>		<b>1</b>		<b>4</b>		<b>4</b>
University of Calgary	CC/PR		1	1		1		3	1	4
	Visa Trainees									
	<b>TOTAL</b>		<b>1</b>	<b>1</b>		<b>1</b>		<b>3</b>	<b>1</b>	<b>4</b>
University of British Columbia	CC/PR	1		1	1			3		3
	Visa Trainees								1	1
	<b>TOTAL</b>	<b>1</b>		<b>1</b>	<b>1</b>			<b>3</b>	<b>1</b>	<b>4</b>
Grand Total	CC/PR	6	6	8	3	7	1	31	4	35
	Visa Trainees	1	1		1			3	7	10
	<b>TOTAL</b>	<b>7</b>	<b>7</b>	<b>8</b>	<b>4</b>	<b>7</b>	<b>1</b>	<b>34</b>	<b>11</b>	<b>45</b>

**Table 2**  
**MEDICAL GENETICS**  
**2011-12 Post-M.D. Trainees**  
**(Regular Ministry Funded vs All Other Funding)**  
**Faculty of Medicine Providing Post-M.D. Training**  
**By Rank**

Faculty of Medicine Providing Post-M.D. Training		Residents							Fellows	Total
		R-1	R-2	R-3	R-4	R-5	R-6	Sub-Total	Fellow	
Université de Montréal	Regular Ministry Funded	1	1	1	1	1		5		5
	Non-Ministry Funded								2	2
	<b>TOTAL</b>	<b>1</b>	<b>1</b>	<b>1</b>	<b>1</b>	<b>1</b>		<b>5</b>	<b>2</b>	<b>7</b>
McGill University	Regular Ministry Funded		1		1	2	1	5		5
	Non-Ministry Funded								1	1
	<b>TOTAL</b>		<b>1</b>		<b>1</b>	<b>2</b>	<b>1</b>	<b>5</b>	<b>1</b>	<b>6</b>
University of Ottawa	Regular Ministry Funded	1	1	1		1		4		4
	Non-Ministry Funded									
	<b>TOTAL</b>	<b>1</b>	<b>1</b>	<b>1</b>		<b>1</b>		<b>4</b>		<b>4</b>
University of Toronto	Regular Ministry Funded	2	2	3		1		8		8
	Non-Ministry Funded		1		1			2	6	8
	<b>TOTAL</b>	<b>2</b>	<b>3</b>	<b>3</b>	<b>1</b>	<b>1</b>		<b>10</b>	<b>6</b>	<b>16</b>
University of Manitoba	Regular Ministry Funded	1		1		1		3		3
	Non-Ministry Funded	1						1		1
	<b>TOTAL</b>	<b>2</b>		<b>1</b>		<b>1</b>		<b>4</b>		<b>4</b>
University of Calgary	Regular Ministry Funded		1	1		1		3		3
	Non-Ministry Funded								1	1
	<b>TOTAL</b>		<b>1</b>	<b>1</b>		<b>1</b>		<b>3</b>	<b>1</b>	<b>4</b>
University of British Columbia	Regular Ministry Funded	1		1	1			3		3
	Non-Ministry Funded								1	1
	<b>TOTAL</b>	<b>1</b>		<b>1</b>	<b>1</b>			<b>3</b>	<b>1</b>	<b>4</b>
Grand Total	Regular Ministry Funded	6	6	8	3	7	1	31		31
	Non-Ministry Funded	1	1		1			3	11	14
	<b>TOTAL</b>	<b>7</b>	<b>7</b>	<b>8</b>	<b>4</b>	<b>7</b>	<b>1</b>	<b>34</b>	<b>11</b>	<b>45</b>

**Table 1**  
**NEUROLOGY**  
**2011-12 Post-M.D. Trainees**  
**(Canadian Citizens/Permanent Residents vs Visa Trainees)**  
**Faculty of Medicine Providing Post-M.D. Training**  
**By Rank**

Faculty of Medicine Providing Post-M.D. Training		Residents						Sub-Total	Fellows Fellow	Total
		R-1	R-2	R-3	R-4	R-5	R-6			
Memorial University	CC/PR	2	1	1	3	2		9		9
	Visa Trainees									
	<b>TOTAL</b>	<b>2</b>	<b>1</b>	<b>1</b>	<b>3</b>	<b>2</b>		<b>9</b>		<b>9</b>
Dalhousie University	CC/PR	1	1	1	2	2		7		7
	Visa Trainees	1						1		1
	<b>TOTAL</b>	<b>2</b>	<b>1</b>	<b>1</b>	<b>2</b>	<b>2</b>		<b>8</b>		<b>8</b>
Université Laval	CC/PR	3	1	2	3	3		12		12
	Visa Trainees									
	<b>TOTAL</b>	<b>3</b>	<b>1</b>	<b>2</b>	<b>3</b>	<b>3</b>		<b>12</b>		<b>12</b>
Université de Sherbrooke	CC/PR	2	3	3	2	1		11		11
	Visa Trainees									
	<b>TOTAL</b>	<b>2</b>	<b>3</b>	<b>3</b>	<b>2</b>	<b>1</b>		<b>11</b>		<b>11</b>
Université de Montréal	CC/PR	4	6	5	6	5	1	27		27
	Visa Trainees									
	<b>TOTAL</b>	<b>4</b>	<b>6</b>	<b>5</b>	<b>6</b>	<b>5</b>	<b>1</b>	<b>27</b>		<b>27</b>
McGill University	CC/PR	2	5	3	2	3		15		15
	Visa Trainees	1	1	1	2	1		6	1	7
	<b>TOTAL</b>	<b>3</b>	<b>6</b>	<b>4</b>	<b>4</b>	<b>4</b>		<b>21</b>	<b>1</b>	<b>22</b>
University of Ottawa	CC/PR	4	4	2	5	4		19	1	20
	Visa Trainees					1		1	2	3
	<b>TOTAL</b>	<b>4</b>	<b>4</b>	<b>2</b>	<b>5</b>	<b>5</b>		<b>20</b>	<b>3</b>	<b>23</b>
Queen's University	CC/PR	2	1	3	1	1		8		8
	Visa Trainees									
	<b>TOTAL</b>	<b>2</b>	<b>1</b>	<b>3</b>	<b>1</b>	<b>1</b>		<b>8</b>		<b>8</b>
University of Toronto	CC/PR	7	7	9	8	8		39	13	52
	Visa Trainees								11	11
	<b>TOTAL</b>	<b>7</b>	<b>7</b>	<b>9</b>	<b>8</b>	<b>8</b>		<b>39</b>	<b>24</b>	<b>63</b>
McMaster University	CC/PR	2	2	1	2	1		8	2	10
	Visa Trainees								1	1
	<b>TOTAL</b>	<b>2</b>	<b>2</b>	<b>1</b>	<b>2</b>	<b>1</b>		<b>8</b>	<b>3</b>	<b>11</b>
University of Western Ontario	CC/PR	4	5	3	2	2		16	6	22
	Visa Trainees								8	8
	<b>TOTAL</b>	<b>4</b>	<b>5</b>	<b>3</b>	<b>2</b>	<b>2</b>		<b>16</b>	<b>14</b>	<b>30</b>
University of Manitoba	CC/PR	2	2	1	1	2		8		8
	Visa Trainees		2	1		1		4		4
	<b>TOTAL</b>	<b>2</b>	<b>4</b>	<b>2</b>	<b>1</b>	<b>3</b>		<b>12</b>		<b>12</b>
University of Saskatchewan	CC/PR	2	4	2		1		9		9
	Visa Trainees									
	<b>TOTAL</b>	<b>2</b>	<b>4</b>	<b>2</b>		<b>1</b>		<b>9</b>		<b>9</b>
University of Alberta	CC/PR	2	2	3	3	2		12	2	14
	Visa Trainees	1	1					2	5	7
	<b>TOTAL</b>	<b>3</b>	<b>3</b>	<b>3</b>	<b>3</b>	<b>2</b>		<b>14</b>	<b>7</b>	<b>21</b>
University of Calgary	CC/PR	3	4	5		3	1	16	9	25
	Visa Trainees	1		1	1			3	8	11
	<b>TOTAL</b>	<b>4</b>	<b>4</b>	<b>6</b>	<b>1</b>	<b>3</b>	<b>1</b>	<b>19</b>	<b>17</b>	<b>36</b>
University of British Columbia	CC/PR	3	5	5	4	5	1	23	5	28
	Visa Trainees	1	1		1	1		4	10	14
	<b>TOTAL</b>	<b>4</b>	<b>6</b>	<b>5</b>	<b>5</b>	<b>6</b>	<b>1</b>	<b>27</b>	<b>15</b>	<b>42</b>
Grand Total	CC/PR	45	53	49	44	45	3	239	38	277
	Visa Trainees	5	5	3	4	4		21	46	67
	<b>TOTAL</b>	<b>50</b>	<b>58</b>	<b>52</b>	<b>48</b>	<b>49</b>	<b>3</b>	<b>260</b>	<b>84</b>	<b>344</b>

**Table 2**  
**NEUROLOGY**  
**2011-12 Post-M.D. Trainees**  
**(Regular Ministry Funded vs All Other Funding)**  
**Faculty of Medicine Providing Post-M.D. Training**  
**By Rank**

Faculty of Medicine Providing Post-M.D. Training		Residents						Fellows	Total	
		R-1	R-2	R-3	R-4	R-5	R-6	Sub-Total	Fellow	
Memorial University	Regular Ministry Funded	2	1	1	3	2		9		9
	Non-Ministry Funded									
	<b>TOTAL</b>	<b>2</b>	<b>1</b>	<b>1</b>	<b>3</b>	<b>2</b>		<b>9</b>		<b>9</b>
Dalhousie University	Regular Ministry Funded	1	1	1	2	2		7		7
	Non-Ministry Funded	1						1		1
	<b>TOTAL</b>	<b>2</b>	<b>1</b>	<b>1</b>	<b>2</b>	<b>2</b>		<b>8</b>		<b>8</b>
Université Laval	Regular Ministry Funded	3	1	2	3	3		12		12
	Non-Ministry Funded									
	<b>TOTAL</b>	<b>3</b>	<b>1</b>	<b>2</b>	<b>3</b>	<b>3</b>		<b>12</b>		<b>12</b>
Université de Sherbrooke	Regular Ministry Funded	2	3	3	2	1		11		11
	Non-Ministry Funded									
	<b>TOTAL</b>	<b>2</b>	<b>3</b>	<b>3</b>	<b>2</b>	<b>1</b>		<b>11</b>		<b>11</b>
Université de Montréal	Regular Ministry Funded	4	6	5	6	5	1	27		27
	Non-Ministry Funded									
	<b>TOTAL</b>	<b>4</b>	<b>6</b>	<b>5</b>	<b>6</b>	<b>5</b>	<b>1</b>	<b>27</b>		<b>27</b>
McGill University	Regular Ministry Funded	2	5	3	2	4		16		16
	Non-Ministry Funded	1	1	1	2			5	1	6
	<b>TOTAL</b>	<b>3</b>	<b>6</b>	<b>4</b>	<b>4</b>	<b>4</b>		<b>21</b>	<b>1</b>	<b>22</b>
University of Ottawa	Regular Ministry Funded	4	4	2	5	4		19		19
	Non-Ministry Funded							1	3	4
	<b>TOTAL</b>	<b>4</b>	<b>4</b>	<b>2</b>	<b>5</b>	<b>5</b>		<b>20</b>	<b>3</b>	<b>23</b>
Queen's University	Regular Ministry Funded	2	1	3	1	1		8		8
	Non-Ministry Funded									
	<b>TOTAL</b>	<b>2</b>	<b>1</b>	<b>3</b>	<b>1</b>	<b>1</b>		<b>8</b>		<b>8</b>
University of Toronto	Regular Ministry Funded	7	7	9	8	6		37		37
	Non-Ministry Funded					2		2	24	26
	<b>TOTAL</b>	<b>7</b>	<b>7</b>	<b>9</b>	<b>8</b>	<b>8</b>		<b>39</b>	<b>24</b>	<b>63</b>
McMaster University	Regular Ministry Funded	2	2	1	2	1		8		8
	Non-Ministry Funded								3	3
	<b>TOTAL</b>	<b>2</b>	<b>2</b>	<b>1</b>	<b>2</b>	<b>1</b>		<b>8</b>	<b>3</b>	<b>11</b>
University of Western Ontario	Regular Ministry Funded	4	5	3	2	2		16		16
	Non-Ministry Funded								14	14
	<b>TOTAL</b>	<b>4</b>	<b>5</b>	<b>3</b>	<b>2</b>	<b>2</b>		<b>16</b>	<b>14</b>	<b>30</b>
University of Manitoba	Regular Ministry Funded	2	2		1	2		7		7
	Non-Ministry Funded		2	2		1		5		5
	<b>TOTAL</b>	<b>2</b>	<b>4</b>	<b>2</b>	<b>1</b>	<b>3</b>		<b>12</b>		<b>12</b>
University of Saskatchewan	Regular Ministry Funded	2	4	2		1		9		9
	Non-Ministry Funded									
	<b>TOTAL</b>	<b>2</b>	<b>4</b>	<b>2</b>		<b>1</b>		<b>9</b>		<b>9</b>
University of Alberta	Regular Ministry Funded	2	2	3	3	2		12		12
	Non-Ministry Funded	1	1					2	7	9
	<b>TOTAL</b>	<b>3</b>	<b>3</b>	<b>3</b>	<b>3</b>	<b>2</b>		<b>14</b>	<b>7</b>	<b>21</b>
University of Calgary	Regular Ministry Funded	3	4	5		2	1	15		15
	Non-Ministry Funded	1		1	1	1		4	17	21
	<b>TOTAL</b>	<b>4</b>	<b>4</b>	<b>6</b>	<b>1</b>	<b>3</b>	<b>1</b>	<b>19</b>	<b>17</b>	<b>36</b>
University of British Columbia	Regular Ministry Funded	3	5	5	4	5	1	23		23
	Non-Ministry Funded	1	1		1	1		4	15	19
	<b>TOTAL</b>	<b>4</b>	<b>6</b>	<b>5</b>	<b>5</b>	<b>6</b>	<b>1</b>	<b>27</b>	<b>15</b>	<b>42</b>
Grand Total	Regular Ministry Funded	45	53	48	44	43	3	236		236
	Non-Ministry Funded	5	5	4	4	6		24	84	108
	<b>TOTAL</b>	<b>50</b>	<b>58</b>	<b>52</b>	<b>48</b>	<b>49</b>	<b>3</b>	<b>260</b>	<b>84</b>	<b>344</b>

**Table 1**  
**NEUROLOGY (PEDIATRICS)**  
**2011-12 Post-M.D. Trainees**  
**(Canadian Citizens/Permanent Residents vs Visa Trainees)**  
**Faculty of Medicine Providing Post-M.D. Training**  
**By Rank**

Faculty of Medicine Providing Post-M.D. Training		Residents						Fellows	Total
		R-1	R-2	R-3	R-4	R-5	Sub-Total	Fellow	
Université de Montréal	CC/PR	1	1	2	1		5		5
	Visa Trainees								
	<b>TOTAL</b>	<b>1</b>	<b>1</b>	<b>2</b>	<b>1</b>		<b>5</b>		<b>5</b>
McGill University	CC/PR	1	1	3			5		5
	Visa Trainees	1			1	1	3		3
	<b>TOTAL</b>	<b>2</b>	<b>1</b>	<b>3</b>	<b>1</b>	<b>1</b>	<b>8</b>		<b>8</b>
University of Ottawa	CC/PR	1	1		2		4		4
	Visa Trainees								
	<b>TOTAL</b>	<b>1</b>	<b>1</b>		<b>2</b>		<b>4</b>		<b>4</b>
University of Toronto	CC/PR	2	2	1	2	3	10	2	12
	Visa Trainees	1	1				2	13	15
	<b>TOTAL</b>	<b>3</b>	<b>3</b>	<b>1</b>	<b>2</b>	<b>3</b>	<b>12</b>	<b>15</b>	<b>27</b>
McMaster University	CC/PR	1	3	1	1		6		6
	Visa Trainees							1	1
	<b>TOTAL</b>	<b>1</b>	<b>3</b>	<b>1</b>	<b>1</b>		<b>6</b>	<b>1</b>	<b>7</b>
University of Alberta	CC/PR	2	1	2	2		7		7
	Visa Trainees								
	<b>TOTAL</b>	<b>2</b>	<b>1</b>	<b>2</b>	<b>2</b>		<b>7</b>		<b>7</b>
University of Calgary	CC/PR	1	1	2	1	1	6	3	9
	Visa Trainees								
	<b>TOTAL</b>	<b>1</b>	<b>1</b>	<b>2</b>	<b>1</b>	<b>1</b>	<b>6</b>	<b>3</b>	<b>9</b>
University of British Columbia	CC/PR	2	2		2	2	8	2	10
	Visa Trainees							2	2
	<b>TOTAL</b>	<b>2</b>	<b>2</b>		<b>2</b>	<b>2</b>	<b>8</b>	<b>4</b>	<b>12</b>
Grand Total	CC/PR	11	12	11	11	6	51	7	58
	Visa Trainees	2	1		1	1	5	16	21
	<b>TOTAL</b>	<b>13</b>	<b>13</b>	<b>11</b>	<b>12</b>	<b>7</b>	<b>56</b>	<b>23</b>	<b>79</b>

**Table 2**  
**NEUROLOGY (PEDIATRICS)**  
**2011-12 Post-M.D. Trainees**  
**(Regular Ministry Funded vs All Other Funding)**  
**Faculty of Medicine Providing Post-M.D. Training**  
**By Rank**

Faculty of Medicine Providing Post-M.D. Training		Residents					Fellows	Total	
		R-1	R-2	R-3	R-4	R-5	Sub-Total	Fellow	
Université de Montréal	Regular Ministry Funded	1	1	2	1		5		5
	Non-Ministry Funded								
	<b>TOTAL</b>	<b>1</b>	<b>1</b>	<b>2</b>	<b>1</b>		<b>5</b>		<b>5</b>
McGill University	Regular Ministry Funded	1	1	3			5		5
	Non-Ministry Funded	1			1	1	3		3
	<b>TOTAL</b>	<b>2</b>	<b>1</b>	<b>3</b>	<b>1</b>	<b>1</b>	<b>8</b>		<b>8</b>
University of Ottawa	Regular Ministry Funded	1	1		2		4		4
	Non-Ministry Funded								
	<b>TOTAL</b>	<b>1</b>	<b>1</b>		<b>2</b>		<b>4</b>		<b>4</b>
University of Toronto	Regular Ministry Funded	2	2	1	2	3	10		10
	Non-Ministry Funded	1	1				2	15	17
	<b>TOTAL</b>	<b>3</b>	<b>3</b>	<b>1</b>	<b>2</b>	<b>3</b>	<b>12</b>	<b>15</b>	<b>27</b>
McMaster University	Regular Ministry Funded	1	3	1	1		6		6
	Non-Ministry Funded							1	1
	<b>TOTAL</b>	<b>1</b>	<b>3</b>	<b>1</b>	<b>1</b>		<b>6</b>	<b>1</b>	<b>7</b>
University of Alberta	Regular Ministry Funded	2	1	2	1		6		6
	Non-Ministry Funded				1		1		1
	<b>TOTAL</b>	<b>2</b>	<b>1</b>	<b>2</b>	<b>2</b>		<b>7</b>		<b>7</b>
University of Calgary	Regular Ministry Funded	1	1	2	1	1	6		6
	Non-Ministry Funded							3	3
	<b>TOTAL</b>	<b>1</b>	<b>1</b>	<b>2</b>	<b>1</b>	<b>1</b>	<b>6</b>	<b>3</b>	<b>9</b>
University of British Columbia	Regular Ministry Funded	2	2		2	2	8		8
	Non-Ministry Funded							4	4
	<b>TOTAL</b>	<b>2</b>	<b>2</b>		<b>2</b>	<b>2</b>	<b>8</b>	<b>4</b>	<b>12</b>
Grand Total	Regular Ministry Funded	11	12	11	10	6	50		50
	Non-Ministry Funded	2	1		2	1	6	23	29
	<b>TOTAL</b>	<b>13</b>	<b>13</b>	<b>11</b>	<b>12</b>	<b>7</b>	<b>56</b>	<b>23</b>	<b>79</b>



**Table 1  
NUCLEAR MEDICINE  
2011-12 Post-M.D. Trainees  
(Canadian Citizens/Permanent Residents vs Visa Trainees)  
Faculty of Medicine Providing Post-M.D. Training  
By  
Rank**

Faculty of Medicine Providing Post-M.D. Training		Residents						Fellows	Total	
		R-1	R-2	R-3	R-4	R-5	R-6	Sub-Total	Fellow	
Dalhousie University	CC/PR		1	1		1		3		3
	Visa Trainees									
	<b>TOTAL</b>		1	1		1		3		3
Université de Sherbrooke	CC/PR		2	2		2		6		6
	Visa Trainees									
	<b>TOTAL</b>		2	2		2		6		6
Université de Montréal	CC/PR	1	1	3	2	1		8		8
	Visa Trainees									
	<b>TOTAL</b>	1	1	3	2	1		8		8
McGill University	CC/PR	1		1	1	1		4		4
	Visa Trainees		1					1		1
	<b>TOTAL</b>	1	1	1	1	1		5		5
University of Ottawa	CC/PR	2	1			1		4		4
	Visa Trainees									
	<b>TOTAL</b>	2	1			1		4		4
University of Toronto	CC/PR					1		1		1
	Visa Trainees									
	<b>TOTAL</b>					1		1		1
University of Western Ontario	CC/PR	1	1	1	1	2		6		6
	Visa Trainees								6	6
	<b>TOTAL</b>	1	1	1	1	2		6	6	12
University of Manitoba	CC/PR			1	2			3		3
	Visa Trainees									
	<b>TOTAL</b>			1	2			3		3
University of Alberta	CC/PR	1	1	1	1	1	1	6	1	7
	Visa Trainees									
	<b>TOTAL</b>	1	1	1	1	1	1	6	1	7
University of British Columbia	CC/PR						1	1	1	2
	Visa Trainees						1	1		1
	<b>TOTAL</b>						2	2	1	3
Grand Total	CC/PR	6	7	10	7	10	2	42	2	44
	Visa Trainees		1				1	2	6	8
	<b>TOTAL</b>	6	8	10	7	10	3	44	8	52

**Table 2**  
**NUCLEAR MEDICINE**  
**2011-12 Post-M.D. Trainees**  
**(Regular Ministry Funded vs All Other Funding)**  
**Faculty of Medicine Providing Post-M.D. Training**  
**By Rank**

Faculty of Medicine Providing Post-M.D. Training		Residents						Fellows	Total	
		R-1	R-2	R-3	R-4	R-5	R-6	Sub-Total	Fellow	
Dalhousie University	Regular Ministry Funded		1	1		1		3		3
	Non-Ministry Funded									
	<b>TOTAL</b>		1	1		1		3		3
Université de Sherbrooke	Regular Ministry Funded		2	2		2		6		6
	Non-Ministry Funded									
	<b>TOTAL</b>		2	2		2		6		6
Université de Montréal	Regular Ministry Funded	1	1	3	2	1		8		8
	Non-Ministry Funded									
	<b>TOTAL</b>	1	1	3	2	1		8		8
McGill University	Regular Ministry Funded	1		1	1	1		4		4
	Non-Ministry Funded		1					1		1
	<b>TOTAL</b>	1	1	1	1	1		5		5
University of Ottawa	Regular Ministry Funded	2	1			1		4		4
	Non-Ministry Funded									
	<b>TOTAL</b>	2	1			1		4		4
University of Toronto	Regular Ministry Funded					1		1		1
	Non-Ministry Funded									
	<b>TOTAL</b>					1		1		1
University of Western Ontario	Regular Ministry Funded	1	1	1	1	2		6		6
	Non-Ministry Funded								6	6
	<b>TOTAL</b>	1	1	1	1	2		6	6	12
University of Manitoba	Regular Ministry Funded			1	2			3		3
	Non-Ministry Funded									
	<b>TOTAL</b>			1	2			3		3
University of Alberta	Regular Ministry Funded	1	1	1	1	1	1	6		6
	Non-Ministry Funded								1	1
	<b>TOTAL</b>	1	1	1	1	1	1	6	1	7
University of British Columbia	Regular Ministry Funded						1	1		1
	Non-Ministry Funded						1	1	1	2
	<b>TOTAL</b>						2	2	1	3
Grand Total	Regular Ministry Funded	6	7	10	7	10	2	42		42
	Non-Ministry Funded		1				1	2	8	10
	<b>TOTAL</b>	6	8	10	7	10	3	44	8	52

**Table 1**  
**PEDIATRICS**  
**2011-12 Post-M.D. Trainees**  
**(Canadian Citizens/Permanent Residents vs Visa Trainees)**  
**Faculty of Medicine Providing Post-M.D. Training**  
**By Rank**

Faculty of Medicine Providing Post-M.D. Training		Residents					Sub-Total	Fellows	Total
		R-1	R-2	R-3	R-4	R-5		Fellow	
Memorial University	CC/PR	6	6	6	6		24		24
	Visa Trainees								
	<b>TOTAL</b>	<b>6</b>	<b>6</b>	<b>6</b>	<b>6</b>		<b>24</b>		<b>24</b>
Dalhousie University	CC/PR	4	6	4	4		18		18
	Visa Trainees	2	3	2	2		9		9
	<b>TOTAL</b>	<b>6</b>	<b>9</b>	<b>6</b>	<b>6</b>		<b>27</b>		<b>27</b>
Université Laval	CC/PR	11	9	8	6	1	35		35
	Visa Trainees								
	<b>TOTAL</b>	<b>11</b>	<b>9</b>	<b>8</b>	<b>6</b>	<b>1</b>	<b>35</b>		<b>35</b>
Université de Sherbrooke	CC/PR	8	8	6	3	2	27		27
	Visa Trainees								
	<b>TOTAL</b>	<b>8</b>	<b>8</b>	<b>6</b>	<b>3</b>	<b>2</b>	<b>27</b>		<b>27</b>
Université de Montréal	CC/PR	13	12	8	5	1	39		39
	Visa Trainees								
	<b>TOTAL</b>	<b>13</b>	<b>12</b>	<b>8</b>	<b>5</b>	<b>1</b>	<b>39</b>		<b>39</b>
McGill University	CC/PR	9	10	6	3		28		28
	Visa Trainees	3	2	4	1		10		10
	<b>TOTAL</b>	<b>12</b>	<b>12</b>	<b>10</b>	<b>4</b>		<b>38</b>		<b>38</b>
University of Ottawa	CC/PR	10	13	10	6		39	1	40
	Visa Trainees								
	<b>TOTAL</b>	<b>10</b>	<b>13</b>	<b>10</b>	<b>6</b>		<b>39</b>	<b>1</b>	<b>40</b>
Queen's University	CC/PR	6	3	6	3		18		18
	Visa Trainees							1	1
	<b>TOTAL</b>	<b>6</b>	<b>3</b>	<b>6</b>	<b>3</b>		<b>18</b>	<b>1</b>	<b>19</b>
University of Toronto	CC/PR	21	22	20	8		71	12	83
	Visa Trainees	1	1	2			4	3	7
	<b>TOTAL</b>	<b>22</b>	<b>23</b>	<b>22</b>	<b>8</b>		<b>75</b>	<b>15</b>	<b>90</b>
McMaster University	CC/PR	10	12	11	5		38		38
	Visa Trainees		2	1	1		4	7	11
	<b>TOTAL</b>	<b>10</b>	<b>14</b>	<b>12</b>	<b>6</b>		<b>42</b>	<b>7</b>	<b>49</b>
University of Western Ontario	CC/PR	12	10	7	4		33	1	34
	Visa Trainees							1	1
	<b>TOTAL</b>	<b>12</b>	<b>10</b>	<b>7</b>	<b>4</b>		<b>33</b>	<b>2</b>	<b>35</b>
Northern Ontario School of Medicine	CC/PR	3	1	3			7		7
	Visa Trainees								
	<b>TOTAL</b>	<b>3</b>	<b>1</b>	<b>3</b>			<b>7</b>		<b>7</b>
University of Manitoba	CC/PR	11	9	5	9		34		34
	Visa Trainees	2					2		2
	<b>TOTAL</b>	<b>13</b>	<b>9</b>	<b>5</b>	<b>9</b>		<b>36</b>		<b>36</b>
University of Saskatchewan	CC/PR	6	5	7	5		23		23
	Visa Trainees			1			1		1
	<b>TOTAL</b>	<b>6</b>	<b>5</b>	<b>8</b>	<b>5</b>		<b>24</b>		<b>24</b>
University of Alberta	CC/PR	9	8	7	9		33	1	34

(continued)

**Table 1  
 PEDIATRICS  
 2011-12 Post-M.D. Trainees  
 (Canadian Citizens/Permanent Residents vs Visa Trainees)  
 Faculty of Medicine Providing Post-M.D. Training  
 By  
 Rank**

Faculty of Medicine Providing Post-M.D. Training		Residents						Fellows	Total
		R-1	R-2	R-3	R-4	R-5	Sub-Total	Fellow	
University of Alberta	Visa Trainees							1	1
	TOTAL	9	8	7	9		33	2	35
University of Calgary	CC/PR	10	11	11	7		39		39
	Visa Trainees				2		2	1	3
University of British Columbia	TOTAL	10	11	11	9		41	1	42
	CC/PR	15	11	14	6	1	47	1	48
University of British Columbia	Visa Trainees							4	4
	TOTAL	15	11	14	6	1	47	5	52
Grand Total	CC/PR	164	156	139	89	5	553	16	569
	Visa Trainees	8	8	10	6		32	18	50
	TOTAL	172	164	149	95	5	585	34	619

**Table 2**  
**PEDIATRICS**  
**2011-12 Post-M.D. Trainees**  
**(Regular Ministry Funded vs All Other Funding)**  
**Faculty of Medicine Providing Post-M.D. Training**  
**By Rank**

Faculty of Medicine Providing Post-M.D. Training		Residents						Fellows	Total
		R-1	R-2	R-3	R-4	R-5	Sub-Total	Fellow	
Memorial University	Regular Ministry Funded	6	6	6	6		24		24
	Non-Ministry Funded								
	<b>TOTAL</b>	<b>6</b>	<b>6</b>	<b>6</b>	<b>6</b>		<b>24</b>		<b>24</b>
Dalhousie University	Regular Ministry Funded	4	6	4	3		17		17
	Non-Ministry Funded	2	3	2	3		10		10
	<b>TOTAL</b>	<b>6</b>	<b>9</b>	<b>6</b>	<b>6</b>		<b>27</b>		<b>27</b>
Université Laval	Regular Ministry Funded	11	9	8	6	1	35		35
	Non-Ministry Funded								
	<b>TOTAL</b>	<b>11</b>	<b>9</b>	<b>8</b>	<b>6</b>	<b>1</b>	<b>35</b>		<b>35</b>
Université de Sherbrooke	Regular Ministry Funded	8	8	6	3	2	27		27
	Non-Ministry Funded								
	<b>TOTAL</b>	<b>8</b>	<b>8</b>	<b>6</b>	<b>3</b>	<b>2</b>	<b>27</b>		<b>27</b>
Université de Montréal	Regular Ministry Funded	13	12	8	5	1	39		39
	Non-Ministry Funded								
	<b>TOTAL</b>	<b>13</b>	<b>12</b>	<b>8</b>	<b>5</b>	<b>1</b>	<b>39</b>		<b>39</b>
McGill University	Regular Ministry Funded	9	10	6	3		28		28
	Non-Ministry Funded	3	2	4	1		10		10
	<b>TOTAL</b>	<b>12</b>	<b>12</b>	<b>10</b>	<b>4</b>		<b>38</b>		<b>38</b>
University of Ottawa	Regular Ministry Funded	10	13	10	6		39		39
	Non-Ministry Funded							1	1
	<b>TOTAL</b>	<b>10</b>	<b>13</b>	<b>10</b>	<b>6</b>		<b>39</b>	<b>1</b>	<b>40</b>
Queen's University	Regular Ministry Funded	6	3	6	3		18		18
	Non-Ministry Funded							1	1
	<b>TOTAL</b>	<b>6</b>	<b>3</b>	<b>6</b>	<b>3</b>		<b>18</b>	<b>1</b>	<b>19</b>
University of Toronto	Regular Ministry Funded	21	22	20	6		69		69
	Non-Ministry Funded	1	1	2	2		6	15	21
	<b>TOTAL</b>	<b>22</b>	<b>23</b>	<b>22</b>	<b>8</b>		<b>75</b>	<b>15</b>	<b>90</b>
McMaster University	Regular Ministry Funded	10	12	11	5		38		38
	Non-Ministry Funded		2	1	1		4	7	11
	<b>TOTAL</b>	<b>10</b>	<b>14</b>	<b>12</b>	<b>6</b>		<b>42</b>	<b>7</b>	<b>49</b>
University of Western Ontario	Regular Ministry Funded	12	10	7	4		33		33
	Non-Ministry Funded							2	2
	<b>TOTAL</b>	<b>12</b>	<b>10</b>	<b>7</b>	<b>4</b>		<b>33</b>	<b>2</b>	<b>35</b>
Northern Ontario School of Medicine	Regular Ministry Funded	3	1	3			7		7
	Non-Ministry Funded								
	<b>TOTAL</b>	<b>3</b>	<b>1</b>	<b>3</b>			<b>7</b>		<b>7</b>
University of Manitoba	Regular Ministry Funded	10	8	5	9		32		32
	Non-Ministry Funded	3	1				4		4
	<b>TOTAL</b>	<b>13</b>	<b>9</b>	<b>5</b>	<b>9</b>		<b>36</b>		<b>36</b>
University of Saskatchewan	Regular Ministry Funded	5	5	6	4		20		20
	Non-Ministry Funded	1		2	1		4		4
	<b>TOTAL</b>	<b>6</b>	<b>5</b>	<b>8</b>	<b>5</b>		<b>24</b>		<b>24</b>
University of Alberta	Regular Ministry Funded	9	8	7	9		33		33
	Non-Ministry Funded							2	2
	<b>TOTAL</b>	<b>9</b>	<b>8</b>	<b>7</b>	<b>9</b>		<b>33</b>	<b>2</b>	<b>35</b>
University of Calgary	Regular Ministry Funded	10	11	11	9		41		41
	Non-Ministry Funded							1	1
	<b>TOTAL</b>	<b>10</b>	<b>11</b>	<b>11</b>	<b>9</b>		<b>41</b>	<b>1</b>	<b>42</b>
University of British Columbia	Regular Ministry Funded	15	11	13	6	1	46		46
	Non-Ministry Funded			1			1	5	6
	<b>TOTAL</b>	<b>15</b>	<b>11</b>	<b>14</b>	<b>6</b>	<b>1</b>	<b>47</b>	<b>5</b>	<b>52</b>
Grand Total	Regular Ministry Funded	162	155	137	87	5	546		546
	Non-Ministry Funded	10	9	12	8		39	34	73
	<b>TOTAL</b>	<b>172</b>	<b>164</b>	<b>149</b>	<b>95</b>	<b>5</b>	<b>585</b>	<b>34</b>	<b>619</b>

**Table 1**  
**PHYSICAL MEDICINE AND REHABILITATION**  
**2011-12 Post-M.D. Trainees**  
**(Canadian Citizens/Permanent Residents vs Visa Trainees)**  
**Faculty of Medicine Providing Post-M.D. Training**  
**By Rank**

Faculty of Medicine Providing Post-M.D. Training		Residents					Sub-Total	Fellows	Total
		R-1	R-2	R-3	R-4	R-5		Fellow	
Dalhousie University	CC/PR	1	1	2	2	1	7		7
	Visa Trainees								
	TOTAL	1	1	2	2	1	7		7
Université Laval	CC/PR	2	2	3	1	2	10		10
	Visa Trainees								
	TOTAL	2	2	3	1	2	10		10
Université de Montréal	CC/PR	2	2	2	2	4	12		12
	Visa Trainees								
	TOTAL	2	2	2	2	4	12		12
University of Ottawa	CC/PR	2	2	3	1	2	10		10
	Visa Trainees								
	TOTAL	2	2	3	1	2	10		10
Queen's University	CC/PR		1				1		1
	Visa Trainees								
	TOTAL		1				1		1
University of Toronto	CC/PR	5	4	4	4	2	19		19
	Visa Trainees							1	1
	TOTAL	5	4	4	4	2	19	1	20
McMaster University	CC/PR	3	3	2	4	3	15		15
	Visa Trainees								
	TOTAL	3	3	2	4	3	15		15
University of Western Ontario	CC/PR	1	1	2	1	1	6		6
	Visa Trainees								
	TOTAL	1	1	2	1	1	6		6
University of Manitoba	CC/PR	2	1			2	5		5
	Visa Trainees	1	2	1			4		4
	TOTAL	3	3	1		2	9		9
University of Saskatchewan	CC/PR	1	2	2	2	1	8		8
	Visa Trainees								
	TOTAL	1	2	2	2	1	8		8
University of Alberta	CC/PR	2	2	3	1	4	12		12
	Visa Trainees								
	TOTAL	2	2	3	1	4	12		12
University of Calgary	CC/PR	2	2	2	2	2	10		10
	Visa Trainees								
	TOTAL	2	2	2	2	2	10		10
University of British Columbia	CC/PR	2	2	3	3	2	12		12
	Visa Trainees								
	TOTAL	2	2	3	3	2	12		12
Grand Total	CC/PR	25	25	28	23	26	127		127
	Visa Trainees	1	2	1			4	1	5
	TOTAL	26	27	29	23	26	131	1	132

**Table 2**  
**PHYSICAL MEDICINE AND REHABILITATION**  
**2011-12 Post-M.D. Trainees**  
**(Regular Ministry Funded vs All Other Funding)**  
**Faculty of Medicine Providing Post-M.D. Training**  
**By Rank**

Faculty of Medicine Providing Post-M.D. Training		Residents						Fellows	Total
		R-1	R-2	R-3	R-4	R-5	Sub-Total	Fellow	
Dalhousie University	Regular Ministry Funded	1	1	2	2	1	7		7
	Non-Ministry Funded								
	<b>TOTAL</b>	<b>1</b>	<b>1</b>	<b>2</b>	<b>2</b>	<b>1</b>	<b>7</b>		<b>7</b>
Université Laval	Regular Ministry Funded	2	2	3	1	2	10		10
	Non-Ministry Funded								
	<b>TOTAL</b>	<b>2</b>	<b>2</b>	<b>3</b>	<b>1</b>	<b>2</b>	<b>10</b>		<b>10</b>
Université de Montréal	Regular Ministry Funded	2	2	2	2	4	12		12
	Non-Ministry Funded								
	<b>TOTAL</b>	<b>2</b>	<b>2</b>	<b>2</b>	<b>2</b>	<b>4</b>	<b>12</b>		<b>12</b>
University of Ottawa	Regular Ministry Funded	2	2	3	1	2	10		10
	Non-Ministry Funded								
	<b>TOTAL</b>	<b>2</b>	<b>2</b>	<b>3</b>	<b>1</b>	<b>2</b>	<b>10</b>		<b>10</b>
Queen's University	Regular Ministry Funded		1				1		1
	Non-Ministry Funded								
	<b>TOTAL</b>		<b>1</b>				<b>1</b>		<b>1</b>
University of Toronto	Regular Ministry Funded	5	4	4	4	2	19		19
	Non-Ministry Funded							1	1
	<b>TOTAL</b>	<b>5</b>	<b>4</b>	<b>4</b>	<b>4</b>	<b>2</b>	<b>19</b>	<b>1</b>	<b>20</b>
McMaster University	Regular Ministry Funded	3	3	2	4	3	15		15
	Non-Ministry Funded								
	<b>TOTAL</b>	<b>3</b>	<b>3</b>	<b>2</b>	<b>4</b>	<b>3</b>	<b>15</b>		<b>15</b>
University of Western Ontario	Regular Ministry Funded	1	1	2	1	1	6		6
	Non-Ministry Funded								
	<b>TOTAL</b>	<b>1</b>	<b>1</b>	<b>2</b>	<b>1</b>	<b>1</b>	<b>6</b>		<b>6</b>
University of Manitoba	Regular Ministry Funded	2	1			2	5		5
	Non-Ministry Funded	1	2	1			4		4
	<b>TOTAL</b>	<b>3</b>	<b>3</b>	<b>1</b>		<b>2</b>	<b>9</b>		<b>9</b>
University of Saskatchewan	Regular Ministry Funded	1	2	2	2	1	8		8
	Non-Ministry Funded								
	<b>TOTAL</b>	<b>1</b>	<b>2</b>	<b>2</b>	<b>2</b>	<b>1</b>	<b>8</b>		<b>8</b>
University of Alberta	Regular Ministry Funded	2	2	3	1	4	12		12
	Non-Ministry Funded								
	<b>TOTAL</b>	<b>2</b>	<b>2</b>	<b>3</b>	<b>1</b>	<b>4</b>	<b>12</b>		<b>12</b>
University of Calgary	Regular Ministry Funded	2	2	2	2	2	10		10
	Non-Ministry Funded								
	<b>TOTAL</b>	<b>2</b>	<b>2</b>	<b>2</b>	<b>2</b>	<b>2</b>	<b>10</b>		<b>10</b>
University of British Columbia	Regular Ministry Funded	2	2	3	3	2	12		12
	Non-Ministry Funded								
	<b>TOTAL</b>	<b>2</b>	<b>2</b>	<b>3</b>	<b>3</b>	<b>2</b>	<b>12</b>		<b>12</b>
Grand Total	Regular Ministry Funded	25	25	28	23	26	127		127
	Non-Ministry Funded	1	2	1			4	1	5
	<b>TOTAL</b>	<b>26</b>	<b>27</b>	<b>29</b>	<b>23</b>	<b>26</b>	<b>131</b>	<b>1</b>	<b>132</b>

**Table 1  
PSYCHIATRY  
2011-12 Post-M.D. Trainees  
(Canadian Citizens/Permanent Residents vs Visa Trainees)  
Faculty of Medicine Providing Post-M.D. Training  
By  
Rank**

Faculty of Medicine Providing Post-M.D. Training		Residents						Sub-Total	Fellows Fellow	Total
		R-1	R-2	R-3	R-4	R-5	R-6			
Memorial University	CC/PR	7	6	4	2	4		23		23
	Visa Trainees	1						1		1
	<b>TOTAL</b>	<b>8</b>	<b>6</b>	<b>4</b>	<b>2</b>	<b>4</b>		<b>24</b>		<b>24</b>
Dalhousie University	CC/PR	8	10	5	7	8		38		38
	Visa Trainees								1	1
	<b>TOTAL</b>	<b>8</b>	<b>10</b>	<b>5</b>	<b>7</b>	<b>8</b>		<b>38</b>	<b>1</b>	<b>39</b>
Université Laval	CC/PR	10	10	9	7	17	1	54		54
	Visa Trainees									
	<b>TOTAL</b>	<b>10</b>	<b>10</b>	<b>9</b>	<b>7</b>	<b>17</b>	<b>1</b>	<b>54</b>		<b>54</b>
Université de Sherbrooke	CC/PR	7	9	10	7	10	1	44		44
	Visa Trainees									
	<b>TOTAL</b>	<b>7</b>	<b>9</b>	<b>10</b>	<b>7</b>	<b>10</b>	<b>1</b>	<b>44</b>		<b>44</b>
Université de Montréal	CC/PR	9	10	12	15	12	2	60		60
	Visa Trainees									
	<b>TOTAL</b>	<b>9</b>	<b>10</b>	<b>12</b>	<b>15</b>	<b>12</b>	<b>2</b>	<b>60</b>		<b>60</b>
McGill University	CC/PR	8	10	9	13	8	3	51		51
	Visa Trainees	3		1	1	2	2	9		9
	<b>TOTAL</b>	<b>11</b>	<b>10</b>	<b>10</b>	<b>14</b>	<b>10</b>	<b>5</b>	<b>60</b>		<b>60</b>
University of Ottawa	CC/PR	8	8	6	8	10		40	3	43
	Visa Trainees	1				1		2		2
	<b>TOTAL</b>	<b>9</b>	<b>8</b>	<b>6</b>	<b>8</b>	<b>11</b>		<b>42</b>	<b>3</b>	<b>45</b>
Queen's University	CC/PR	4	6	5	5	1		21		21
	Visa Trainees								3	3
	<b>TOTAL</b>	<b>4</b>	<b>6</b>	<b>5</b>	<b>5</b>	<b>1</b>		<b>21</b>	<b>3</b>	<b>24</b>
University of Toronto	CC/PR	30	34	34	33	31		162	16	178
	Visa Trainees	3	2	2	3	2		12	17	29
	<b>TOTAL</b>	<b>33</b>	<b>36</b>	<b>36</b>	<b>36</b>	<b>33</b>		<b>174</b>	<b>33</b>	<b>207</b>
McMaster University	CC/PR	8	6	7	4	7		32	5	37
	Visa Trainees								2	2
	<b>TOTAL</b>	<b>8</b>	<b>6</b>	<b>7</b>	<b>4</b>	<b>7</b>		<b>32</b>	<b>7</b>	<b>39</b>
University of Western Ontario	CC/PR	6	7	8	3	5		29	1	30
	Visa Trainees									
	<b>TOTAL</b>	<b>6</b>	<b>7</b>	<b>8</b>	<b>3</b>	<b>5</b>		<b>29</b>	<b>1</b>	<b>30</b>
University of Manitoba	CC/PR	7	8	5	9	7	1	37		37
	Visa Trainees									
	<b>TOTAL</b>	<b>7</b>	<b>8</b>	<b>5</b>	<b>9</b>	<b>7</b>	<b>1</b>	<b>37</b>		<b>37</b>
University of Saskatchewan	CC/PR	6	6	5	6	1		24		24
	Visa Trainees									
	<b>TOTAL</b>	<b>6</b>	<b>6</b>	<b>5</b>	<b>6</b>	<b>1</b>		<b>24</b>		<b>24</b>
University of Alberta	CC/PR	8	9	11	9	6		43	2	45
	Visa Trainees								2	2
	<b>TOTAL</b>	<b>8</b>	<b>9</b>	<b>11</b>	<b>9</b>	<b>6</b>		<b>43</b>	<b>4</b>	<b>47</b>
University of Calgary	CC/PR	7	8	7	7	6		35	1	36
	Visa Trainees								2	2
	<b>TOTAL</b>	<b>7</b>	<b>8</b>	<b>7</b>	<b>7</b>	<b>6</b>		<b>35</b>	<b>3</b>	<b>38</b>
University of British Columbia	CC/PR	23	23	24	15	15		100	6	106
	Visa Trainees								3	3
	<b>TOTAL</b>	<b>23</b>	<b>23</b>	<b>24</b>	<b>15</b>	<b>15</b>		<b>100</b>	<b>9</b>	<b>109</b>
Grand Total	CC/PR	156	170	161	150	148	8	793	34	827
	Visa Trainees	8	2	3	4	5	2	24	30	54
	<b>TOTAL</b>	<b>164</b>	<b>172</b>	<b>164</b>	<b>154</b>	<b>153</b>	<b>10</b>	<b>817</b>	<b>64</b>	<b>881</b>



**Table 2**  
**PSYCHIATRY**  
**2011-12 Post-M.D. Trainees**  
**(Regular Ministry Funded vs All Other Funding)**  
**Faculty of Medicine Providing Post-M.D. Training**  
**By Rank**

Faculty of Medicine Providing Post-M.D. Training		Residents						Fellows	Total	
		R-1	R-2	R-3	R-4	R-5	R-6	Sub-Total	Fellow	
Memorial University	Regular Ministry Funded	8	6	4	2	4		24		24
	Non-Ministry Funded									
	<b>TOTAL</b>	<b>8</b>	<b>6</b>	<b>4</b>	<b>2</b>	<b>4</b>		<b>24</b>		<b>24</b>
Dalhousie University	Regular Ministry Funded	8	10	5	6	7		36		36
	Non-Ministry Funded				1	1		2	1	3
	<b>TOTAL</b>	<b>8</b>	<b>10</b>	<b>5</b>	<b>7</b>	<b>8</b>		<b>38</b>	<b>1</b>	<b>39</b>
Université Laval	Regular Ministry Funded	10	10	9	7	17	1	54		54
	Non-Ministry Funded									
	<b>TOTAL</b>	<b>10</b>	<b>10</b>	<b>9</b>	<b>7</b>	<b>17</b>	<b>1</b>	<b>54</b>		<b>54</b>
Université de Sherbrooke	Regular Ministry Funded	7	9	10	7	10	1	44		44
	Non-Ministry Funded									
	<b>TOTAL</b>	<b>7</b>	<b>9</b>	<b>10</b>	<b>7</b>	<b>10</b>	<b>1</b>	<b>44</b>		<b>44</b>
Université de Montréal	Regular Ministry Funded	9	10	12	15	12	2	60		60
	Non-Ministry Funded									
	<b>TOTAL</b>	<b>9</b>	<b>10</b>	<b>12</b>	<b>15</b>	<b>12</b>	<b>2</b>	<b>60</b>		<b>60</b>
McGill University	Regular Ministry Funded	8	10	10	13	8	4	53		53
	Non-Ministry Funded	3			1	2	1	7		7
	<b>TOTAL</b>	<b>11</b>	<b>10</b>	<b>10</b>	<b>14</b>	<b>10</b>	<b>5</b>	<b>60</b>		<b>60</b>
University of Ottawa	Regular Ministry Funded	8	8	6	8	10		40		40
	Non-Ministry Funded	1				1		2	3	5
	<b>TOTAL</b>	<b>9</b>	<b>8</b>	<b>6</b>	<b>8</b>	<b>11</b>		<b>42</b>	<b>3</b>	<b>45</b>
Queen's University	Regular Ministry Funded	4	6	5	5	1		21		21
	Non-Ministry Funded								3	3
	<b>TOTAL</b>	<b>4</b>	<b>6</b>	<b>5</b>	<b>5</b>	<b>1</b>		<b>21</b>	<b>3</b>	<b>24</b>
University of Toronto	Regular Ministry Funded	30	34	34	33	31		162		162
	Non-Ministry Funded	3	2	2	3	2		12	33	45
	<b>TOTAL</b>	<b>33</b>	<b>36</b>	<b>36</b>	<b>36</b>	<b>33</b>		<b>174</b>	<b>33</b>	<b>207</b>
McMaster University	Regular Ministry Funded	8	6	6	4	7		31		31
	Non-Ministry Funded			1				1	7	8
	<b>TOTAL</b>	<b>8</b>	<b>6</b>	<b>7</b>	<b>4</b>	<b>7</b>		<b>32</b>	<b>7</b>	<b>39</b>
University of Western Ontario	Regular Ministry Funded	6	7	8	3	5		29		29
	Non-Ministry Funded								1	1
	<b>TOTAL</b>	<b>6</b>	<b>7</b>	<b>8</b>	<b>3</b>	<b>5</b>		<b>29</b>	<b>1</b>	<b>30</b>
University of Manitoba	Regular Ministry Funded	6	7	5	8	7	1	34		34
	Non-Ministry Funded	1	1		1			3		3
	<b>TOTAL</b>	<b>7</b>	<b>8</b>	<b>5</b>	<b>9</b>	<b>7</b>	<b>1</b>	<b>37</b>		<b>37</b>
University of Saskatchewan	Regular Ministry Funded	5	6	5	6	1		23		23
	Non-Ministry Funded	1						1		1
	<b>TOTAL</b>	<b>6</b>	<b>6</b>	<b>5</b>	<b>6</b>	<b>1</b>		<b>24</b>		<b>24</b>
University of Alberta	Regular Ministry Funded	8	9	11	9	6		43		43
	Non-Ministry Funded								4	4
	<b>TOTAL</b>	<b>8</b>	<b>9</b>	<b>11</b>	<b>9</b>	<b>6</b>		<b>43</b>	<b>4</b>	<b>47</b>
University of Calgary	Regular Ministry Funded	7	8	7	7	6		35		35
	Non-Ministry Funded								3	3
	<b>TOTAL</b>	<b>7</b>	<b>8</b>	<b>7</b>	<b>7</b>	<b>6</b>		<b>35</b>	<b>3</b>	<b>38</b>
University of British Columbia	Regular Ministry Funded	23	23	24	15	15		100		100
	Non-Ministry Funded								9	9
	<b>TOTAL</b>	<b>23</b>	<b>23</b>	<b>24</b>	<b>15</b>	<b>15</b>		<b>100</b>	<b>9</b>	<b>109</b>
Grand Total	Regular Ministry Funded	155	169	161	148	147	9	789		789
	Non-Ministry Funded	9	3	3	6	6	1	28	64	92
	<b>TOTAL</b>	<b>164</b>	<b>172</b>	<b>164</b>	<b>154</b>	<b>153</b>	<b>10</b>	<b>817</b>	<b>64</b>	<b>881</b>

**Table 1  
RADIATION ONCOLOGY  
2011-12 Post-M.D. Trainees  
(Canadian Citizens/Permanent Residents vs Visa Trainees)  
Faculty of Medicine Providing Post-M.D. Training  
By  
Rank**

Faculty of Medicine Providing Post-M.D. Training		Residents					Sub-Total	Fellows	Total
		R-1	R-2	R-3	R-4	R-5		Fellow	
Dalhousie University	CC/PR	1	1	1	2		5		5
	Visa Trainees								
	TOTAL	1	1	1	2		5		5
Université Laval	CC/PR	1	2	2	2	2	9		9
	Visa Trainees								
	TOTAL	1	2	2	2	2	9		9
Université de Montréal	CC/PR	1	2	2	1	4	10		10
	Visa Trainees								
	TOTAL	1	2	2	1	4	10		10
McGill University	CC/PR	1	3	1	5	3	13		13
	Visa Trainees	3			1		4	1	5
	TOTAL	4	3	1	6	3	17	1	18
University of Ottawa	CC/PR	1	2	1	3	1	8	2	10
	Visa Trainees	2	2		1	2	7	1	8
	TOTAL	3	4	1	4	3	15	3	18
Queen's University	CC/PR	2	3		2	3	10		10
	Visa Trainees								
	TOTAL	2	3		2	3	10		10
University of Toronto	CC/PR	5	5	3	4	6	23	10	33
	Visa Trainees			1		1	2	17	19
	TOTAL	5	5	4	4	7	25	27	52
McMaster University	CC/PR	3	2	2	3	2	12	1	13
	Visa Trainees			1			1		1
	TOTAL	3	2	3	3	2	13	1	14
University of Western Ontario	CC/PR	2	2	2	3		9		9
	Visa Trainees							1	1
	TOTAL	2	2	2	3		9	1	10
University of Manitoba	CC/PR	1	1	1	2	2	7		7
	Visa Trainees		1				1		1
	TOTAL	1	2	1	2	2	8		8
University of Alberta	CC/PR	1	2		2	3	8	1	9
	Visa Trainees		1		1		2	1	3
	TOTAL	1	3		3	3	10	2	12
University of Calgary	CC/PR	1	1	1		1	4	2	6
	Visa Trainees							1	1
	TOTAL	1	1	1		1	4	3	7
University of British Columbia	CC/PR	2	2	3	2	2	11	5	16
	Visa Trainees							3	3
	TOTAL	2	2	3	2	2	11	8	19
Grand Total	CC/PR	22	28	19	31	29	129	21	150
	Visa Trainees	5	4	2	3	3	17	25	42
	TOTAL	27	32	21	34	32	146	46	192

**Table 2**  
**RADIATION ONCOLOGY**  
**2011-12 Post-M.D. Trainees**  
**(Regular Ministry Funded vs All Other Funding)**  
**Faculty of Medicine Providing Post-M.D. Training**  
**By Rank**

Faculty of Medicine Providing Post-M.D. Training		Residents					Sub-Total	Fellows	Total
		R-1	R-2	R-3	R-4	R-5		Fellow	
Dalhousie University	Regular Ministry Funded	1	1	1	2		5		5
	Non-Ministry Funded								
	<b>TOTAL</b>	<b>1</b>	<b>1</b>	<b>1</b>	<b>2</b>		<b>5</b>		<b>5</b>
Université Laval	Regular Ministry Funded	1	2	2	2	2	9		9
	Non-Ministry Funded								
	<b>TOTAL</b>	<b>1</b>	<b>2</b>	<b>2</b>	<b>2</b>	<b>2</b>	<b>9</b>		<b>9</b>
Université de Montréal	Regular Ministry Funded	1	2	2	1	4	10		10
	Non-Ministry Funded								
	<b>TOTAL</b>	<b>1</b>	<b>2</b>	<b>2</b>	<b>1</b>	<b>4</b>	<b>10</b>		<b>10</b>
McGill University	Regular Ministry Funded	1	3	1	5	3	13		13
	Non-Ministry Funded	3			1		4	1	5
	<b>TOTAL</b>	<b>4</b>	<b>3</b>	<b>1</b>	<b>6</b>	<b>3</b>	<b>17</b>	<b>1</b>	<b>18</b>
University of Ottawa	Regular Ministry Funded	1	2	1	3	1	8		8
	Non-Ministry Funded	2	2		1	2	7	3	10
	<b>TOTAL</b>	<b>3</b>	<b>4</b>	<b>1</b>	<b>4</b>	<b>3</b>	<b>15</b>	<b>3</b>	<b>18</b>
Queen's University	Regular Ministry Funded	2	3		2	3	10		10
	Non-Ministry Funded								
	<b>TOTAL</b>	<b>2</b>	<b>3</b>		<b>2</b>	<b>3</b>	<b>10</b>		<b>10</b>
University of Toronto	Regular Ministry Funded	5	5	3	4	6	23		23
	Non-Ministry Funded			1		1	2	27	29
	<b>TOTAL</b>	<b>5</b>	<b>5</b>	<b>4</b>	<b>4</b>	<b>7</b>	<b>25</b>	<b>27</b>	<b>52</b>
McMaster University	Regular Ministry Funded	3	2	2	3	2	12		12
	Non-Ministry Funded			1			1	1	2
	<b>TOTAL</b>	<b>3</b>	<b>2</b>	<b>3</b>	<b>3</b>	<b>2</b>	<b>13</b>	<b>1</b>	<b>14</b>
University of Western Ontario	Regular Ministry Funded	2	2	2	3		9		9
	Non-Ministry Funded							1	1
	<b>TOTAL</b>	<b>2</b>	<b>2</b>	<b>2</b>	<b>3</b>		<b>9</b>	<b>1</b>	<b>10</b>
University of Manitoba	Regular Ministry Funded	1	1	1	2	2	7		7
	Non-Ministry Funded		1				1		1
	<b>TOTAL</b>	<b>1</b>	<b>2</b>	<b>1</b>	<b>2</b>	<b>2</b>	<b>8</b>		<b>8</b>
University of Alberta	Regular Ministry Funded	1	2		2	3	8		8
	Non-Ministry Funded		1		1		2	2	4
	<b>TOTAL</b>	<b>1</b>	<b>3</b>		<b>3</b>	<b>3</b>	<b>10</b>	<b>2</b>	<b>12</b>
University of Calgary	Regular Ministry Funded	1	1	1		1	4		4
	Non-Ministry Funded							3	3
	<b>TOTAL</b>	<b>1</b>	<b>1</b>	<b>1</b>		<b>1</b>	<b>4</b>	<b>3</b>	<b>7</b>
University of British Columbia	Regular Ministry Funded	2	2	3	2	2	11		11
	Non-Ministry Funded							8	8
	<b>TOTAL</b>	<b>2</b>	<b>2</b>	<b>3</b>	<b>2</b>	<b>2</b>	<b>11</b>	<b>8</b>	<b>19</b>
Grand Total	Regular Ministry Funded	22	28	19	31	29	129		129
	Non-Ministry Funded	5	4	2	3	3	17	46	63
	<b>TOTAL</b>	<b>27</b>	<b>32</b>	<b>21</b>	<b>34</b>	<b>32</b>	<b>146</b>	<b>46</b>	<b>192</b>

**Table 1  
 LAB MEDICINE (UNDIFFERENTIATED)  
 2011-12 Post-M.D. Trainees  
 (Canadian Citizens/Permanent Residents vs Visa Trainees)  
 Faculty of Medicine Providing Post-M.D. Training  
 By  
 Rank**

Faculty of Medicine Providing Post-M.D. Training		Residents	Total
		R-1	
Dalhousie University	CC/PR	3	3
	Visa Trainees		
	<b>TOTAL</b>	<b>3</b>	<b>3</b>
Queen's University	CC/PR	2	2
	Visa Trainees		
	<b>TOTAL</b>	<b>2</b>	<b>2</b>
Grand Total	CC/PR	5	5
	Visa Trainees		
	<b>TOTAL</b>	<b>5</b>	<b>5</b>

**Table 2**  
**LAB MEDICINE (UNDIFFERENTIATED)**  
**2011-12 Post-M.D. Trainees**  
**(Regular Ministry Funded vs All Other Funding)**  
**Faculty of Medicine Providing Post-M.D. Training**  
**By**  
**Rank**

Faculty of Medicine Providing Post-M.D. Training		Residents	Total
		R-1	
Dalhousie University	Regular Ministry Funded	3	3
	Non-Ministry Funded		
	<b>TOTAL</b>	<b>3</b>	<b>3</b>
Queen's University	Regular Ministry Funded	2	2
	Non-Ministry Funded		
	<b>TOTAL</b>	<b>2</b>	<b>2</b>
Grand Total	Regular Ministry Funded	5	5
	Non-Ministry Funded		
	<b>TOTAL</b>	<b>5</b>	<b>5</b>

**Table 1**  
**ANATOMICAL PATHOLOGY**  
**2011-12 Post-M.D. Trainees**  
**(Canadian Citizens/Permanent Residents vs Visa Trainees)**  
**Faculty of Medicine Providing Post-M.D. Training**  
**By Rank**

Faculty of Medicine Providing Post-M.D. Training		Residents						Fellows	Total
		R-1	R-2	R-3	R-4	R-5	Sub-Total	Fellow	
Memorial University	CC/PR	2	1	1	4	3	11		11
	Visa Trainees								
	<b>TOTAL</b>	<b>2</b>	<b>1</b>	<b>1</b>	<b>4</b>	<b>3</b>	<b>11</b>		<b>11</b>
Dalhousie University	CC/PR		1	3	3	2	9		9
	Visa Trainees								
	<b>TOTAL</b>		<b>1</b>	<b>3</b>	<b>3</b>	<b>2</b>	<b>9</b>		<b>9</b>
Université Laval	CC/PR	2	4	5	1	2	14		14
	Visa Trainees								
	<b>TOTAL</b>	<b>2</b>	<b>4</b>	<b>5</b>	<b>1</b>	<b>2</b>	<b>14</b>		<b>14</b>
Université de Sherbrooke	CC/PR	2	1	2	2	1	8		8
	Visa Trainees								
	<b>TOTAL</b>	<b>2</b>	<b>1</b>	<b>2</b>	<b>2</b>	<b>1</b>	<b>8</b>		<b>8</b>
Université de Montréal	CC/PR	1	5	2		4	12		12
	Visa Trainees								
	<b>TOTAL</b>	<b>1</b>	<b>5</b>	<b>2</b>		<b>4</b>	<b>12</b>		<b>12</b>
McGill University	CC/PR	6	4	4	2	2	18		18
	Visa Trainees								
	<b>TOTAL</b>	<b>6</b>	<b>4</b>	<b>4</b>	<b>2</b>	<b>2</b>	<b>18</b>		<b>18</b>
University of Ottawa	CC/PR	2	4	3	2	2	13		13
	Visa Trainees								
	<b>TOTAL</b>	<b>2</b>	<b>4</b>	<b>3</b>	<b>2</b>	<b>2</b>	<b>13</b>		<b>13</b>
Queen's University	CC/PR		2	2	2	4	10		10
	Visa Trainees								
	<b>TOTAL</b>		<b>2</b>	<b>2</b>	<b>2</b>	<b>4</b>	<b>10</b>		<b>10</b>
University of Toronto	CC/PR	6	6	10	11	8	41	10	51
	Visa Trainees							9	9
	<b>TOTAL</b>	<b>6</b>	<b>6</b>	<b>10</b>	<b>11</b>	<b>8</b>	<b>41</b>	<b>19</b>	<b>60</b>
McMaster University	CC/PR	3	1	3	1	3	11	1	12
	Visa Trainees								
	<b>TOTAL</b>	<b>3</b>	<b>1</b>	<b>3</b>	<b>1</b>	<b>3</b>	<b>11</b>	<b>1</b>	<b>12</b>
University of Western Ontario	CC/PR	2	2	2	4	2	12		12
	Visa Trainees							1	1
	<b>TOTAL</b>	<b>2</b>	<b>2</b>	<b>2</b>	<b>4</b>	<b>2</b>	<b>12</b>	<b>1</b>	<b>13</b>
University of Manitoba	CC/PR	3	4	2	2	1	12		12
	Visa Trainees								
	<b>TOTAL</b>	<b>3</b>	<b>4</b>	<b>2</b>	<b>2</b>	<b>1</b>	<b>12</b>		<b>12</b>
University of Alberta	CC/PR	3	3	4	2	3	15		15
	Visa Trainees							3	3
	<b>TOTAL</b>	<b>3</b>	<b>3</b>	<b>4</b>	<b>2</b>	<b>3</b>	<b>15</b>	<b>3</b>	<b>18</b>
University of Calgary	CC/PR	2	2	4	2	4	14	1	15
	Visa Trainees							3	3
	<b>TOTAL</b>	<b>2</b>	<b>2</b>	<b>4</b>	<b>2</b>	<b>4</b>	<b>14</b>	<b>4</b>	<b>18</b>
University of British Columbia	CC/PR	4	2	5	2	3	16		16
	Visa Trainees			2			2	3	5
	<b>TOTAL</b>	<b>4</b>	<b>2</b>	<b>7</b>	<b>2</b>	<b>3</b>	<b>18</b>	<b>3</b>	<b>21</b>
Grand Total	CC/PR	38	42	52	40	44	216	12	228
	Visa Trainees			2			2	19	21
	<b>TOTAL</b>	<b>38</b>	<b>42</b>	<b>54</b>	<b>40</b>	<b>44</b>	<b>218</b>	<b>31</b>	<b>249</b>

**Table 2**  
**ANATOMICAL PATHOLOGY**  
**2011-12 Post-M.D. Trainees**  
**(Regular Ministry Funded vs All Other Funding)**  
**Faculty of Medicine Providing Post-M.D. Training**  
**By Rank**

Faculty of Medicine Providing Post-M.D. Training		Residents						Fellows	Total
		R-1	R-2	R-3	R-4	R-5	Sub-Total	Fellow	
Memorial University	Regular Ministry Funded	2	1	1	4	3	11		11
	Non-Ministry Funded								
	<b>TOTAL</b>	<b>2</b>	<b>1</b>	<b>1</b>	<b>4</b>	<b>3</b>	<b>11</b>		<b>11</b>
Dalhousie University	Regular Ministry Funded		1	2	3	2	8		8
	Non-Ministry Funded			1			1		1
	<b>TOTAL</b>		<b>1</b>	<b>3</b>	<b>3</b>	<b>2</b>	<b>9</b>		<b>9</b>
Université Laval	Regular Ministry Funded	2	4	5	1	2	14		14
	Non-Ministry Funded								
	<b>TOTAL</b>	<b>2</b>	<b>4</b>	<b>5</b>	<b>1</b>	<b>2</b>	<b>14</b>		<b>14</b>
Université de Sherbrooke	Regular Ministry Funded	2	1	2	2	1	8		8
	Non-Ministry Funded								
	<b>TOTAL</b>	<b>2</b>	<b>1</b>	<b>2</b>	<b>2</b>	<b>1</b>	<b>8</b>		<b>8</b>
Université de Montréal	Regular Ministry Funded	1	5	2		4	12		12
	Non-Ministry Funded								
	<b>TOTAL</b>	<b>1</b>	<b>5</b>	<b>2</b>		<b>4</b>	<b>12</b>		<b>12</b>
McGill University	Regular Ministry Funded	6	4	4	2	2	18		18
	Non-Ministry Funded								
	<b>TOTAL</b>	<b>6</b>	<b>4</b>	<b>4</b>	<b>2</b>	<b>2</b>	<b>18</b>		<b>18</b>
University of Ottawa	Regular Ministry Funded	2	4	3	2	2	13		13
	Non-Ministry Funded								
	<b>TOTAL</b>	<b>2</b>	<b>4</b>	<b>3</b>	<b>2</b>	<b>2</b>	<b>13</b>		<b>13</b>
Queen's University	Regular Ministry Funded		2	2	2	4	10		10
	Non-Ministry Funded								
	<b>TOTAL</b>		<b>2</b>	<b>2</b>	<b>2</b>	<b>4</b>	<b>10</b>		<b>10</b>
University of Toronto	Regular Ministry Funded	6	6	10	10	7	39		39
	Non-Ministry Funded				1	1	2	19	21
	<b>TOTAL</b>	<b>6</b>	<b>6</b>	<b>10</b>	<b>11</b>	<b>8</b>	<b>41</b>	<b>19</b>	<b>60</b>
McMaster University	Regular Ministry Funded	3	1	3	1	3	11		11
	Non-Ministry Funded							1	1
	<b>TOTAL</b>	<b>3</b>	<b>1</b>	<b>3</b>	<b>1</b>	<b>3</b>	<b>11</b>	<b>1</b>	<b>12</b>
University of Western Ontario	Regular Ministry Funded	2	2	2	4	2	12		12
	Non-Ministry Funded							1	1
	<b>TOTAL</b>	<b>2</b>	<b>2</b>	<b>2</b>	<b>4</b>	<b>2</b>	<b>12</b>	<b>1</b>	<b>13</b>
University of Manitoba	Regular Ministry Funded	3	4	2	2	1	12		12
	Non-Ministry Funded								
	<b>TOTAL</b>	<b>3</b>	<b>4</b>	<b>2</b>	<b>2</b>	<b>1</b>	<b>12</b>		<b>12</b>
University of Alberta	Regular Ministry Funded	3	3	4	2	3	15		15
	Non-Ministry Funded							3	3
	<b>TOTAL</b>	<b>3</b>	<b>3</b>	<b>4</b>	<b>2</b>	<b>3</b>	<b>15</b>	<b>3</b>	<b>18</b>
University of Calgary	Regular Ministry Funded	2	2	4	2	4	14		14
	Non-Ministry Funded							4	4
	<b>TOTAL</b>	<b>2</b>	<b>2</b>	<b>4</b>	<b>2</b>	<b>4</b>	<b>14</b>	<b>4</b>	<b>18</b>
University of British Columbia	Regular Ministry Funded	4	2	5	2	3	16		16
	Non-Ministry Funded			2			2	3	5
	<b>TOTAL</b>	<b>4</b>	<b>2</b>	<b>7</b>	<b>2</b>	<b>3</b>	<b>18</b>	<b>3</b>	<b>21</b>
Grand Total	Regular Ministry Funded	38	42	51	39	43	213		213
	Non-Ministry Funded			3	1	1	5	31	36
	<b>TOTAL</b>	<b>38</b>	<b>42</b>	<b>54</b>	<b>40</b>	<b>44</b>	<b>218</b>	<b>31</b>	<b>249</b>

**Table 1  
 FORENSIC PATHOLOGY  
 2011-12 Post-M.D. Trainees  
 (Canadian Citizens/Permanent Residents vs Visa Trainees)  
 Faculty of Medicine Providing Post-M.D. Training  
 By  
 Rank**

Faculty of Medicine Providing Post-M.D. Training			Residents	Fellows	Total
			R-6	Fellow	
University of Toronto	Forensic Pathology (Anat. Path.)	CC/PR	1		1
		Visa Trainees		2	2
		<b>TOTAL</b>	<b>1</b>	<b>2</b>	<b>3</b>
<b>Total</b>			1	2	3



**Table 2  
 FORENSIC PATHOLOGY  
 2011-12 Post-M.D. Trainees  
 (Regular Ministry Funded vs All Other Funding)  
 Faculty of Medicine Providing Post-M.D. Training  
 By  
 Rank**

Faculty of Medicine Providing Post-M.D. Training			Residents	Fellows	Total
			R-6	Fellow	
University of Toronto	Forensic Pathology (Anat. Path.)	Regular Ministry Funded	1		1
		Non-Ministry Funded		2	2
		<b>TOTAL</b>	<b>1</b>	<b>2</b>	<b>3</b>
<b>Total</b>			<b>1</b>	<b>2</b>	<b>3</b>

**Table 1  
 GENERAL PATHOLOGY  
 2011-12 Post-M.D. Trainees  
 (Canadian Citizens/Permanent Residents vs Visa Trainees)  
 Faculty of Medicine Providing Post-M.D. Training  
 By  
 Rank**

Faculty of Medicine Providing Post-M.D. Training		Residents						Fellows	Total
		R-1	R-2	R-3	R-4	R-5	Sub-Total	Fellow	
Dalhousie University	CC/PR		1	3		1	5		5
	Visa Trainees								
	TOTAL		1	3		1	5		5
University of Ottawa	CC/PR		1				1		1
	Visa Trainees								
	TOTAL		1				1		1
University of Toronto	CC/PR			1	1		2		2
	Visa Trainees								
	TOTAL			1	1		2		2
McMaster University	CC/PR	2	1		2	2	7		7
	Visa Trainees							1	1
	TOTAL	2	1		2	2	7	1	8
University of Western Ontario	CC/PR							1	1
	Visa Trainees								
	TOTAL							1	1
University of Saskatchewan	CC/PR	3	1		1	1	6		6
	Visa Trainees								
	TOTAL	3	1		1	1	6		6
University of Alberta	CC/PR		1			1	2		2
	Visa Trainees								
	TOTAL		1			1	2		2
University of British Columbia	CC/PR		4	1	1	1	7		7
	Visa Trainees								
	TOTAL		4	1	1	1	7		7
Grand Total	CC/PR	5	9	5	5	6	30	1	31
	Visa Trainees							1	1
	TOTAL	5	9	5	5	6	30	2	32

**Table 2**  
**GENERAL PATHOLOGY**  
**2011-12 Post-M.D. Trainees**  
**(Regular Ministry Funded vs All Other Funding)**  
**Faculty of Medicine Providing Post-M.D. Training**  
**By Rank**

Faculty of Medicine Providing Post-M.D. Training		Residents					Sub-Total	Fellows	Total
		R-1	R-2	R-3	R-4	R-5		Fellow	
Dalhousie University	Regular Ministry Funded		1	3		1	5		5
	Non-Ministry Funded								
	<b>TOTAL</b>		1	3		1	5		5
University of Ottawa	Regular Ministry Funded		1				1		1
	Non-Ministry Funded								
	<b>TOTAL</b>		1				1		1
University of Toronto	Regular Ministry Funded			1	1		2		2
	Non-Ministry Funded								
	<b>TOTAL</b>			1	1		2		2
McMaster University	Regular Ministry Funded	2	1		2	2	7		7
	Non-Ministry Funded							1	1
	<b>TOTAL</b>	2	1		2	2	7	1	8
University of Western Ontario	Regular Ministry Funded								
	Non-Ministry Funded							1	1
	<b>TOTAL</b>							1	1
University of Saskatchewan	Regular Ministry Funded	3	1		1	1	6		6
	Non-Ministry Funded								
	<b>TOTAL</b>	3	1		1	1	6		6
University of Alberta	Regular Ministry Funded		1			1	2		2
	Non-Ministry Funded								
	<b>TOTAL</b>		1			1	2		2
University of British Columbia	Regular Ministry Funded		4	1	1	1	7		7
	Non-Ministry Funded								
	<b>TOTAL</b>		4	1	1	1	7		7
Grand Total	Regular Ministry Funded	5	9	5	5	6	30		30
	Non-Ministry Funded							2	2
	<b>TOTAL</b>	5	9	5	5	6	30	2	32

**Table 1  
 HEMATOLOGICAL PATHOLOGY  
 2011-12 Post-M.D. Trainees  
 (Canadian Citizens/Permanent Residents vs Visa Trainees)  
 Faculty of Medicine Providing Post-M.D. Training  
 By  
 Rank**

Faculty of Medicine Providing Post-M.D. Training		Residents						Fellows	Total
		R-1	R-2	R-3	R-4	R-5	Sub-Total	Fellow	
Dalhousie University	CC/PR	1		1		1	3		3
	Visa Trainees								
	<b>TOTAL</b>	<b>1</b>		<b>1</b>		<b>1</b>	<b>3</b>		<b>3</b>
University of Ottawa	CC/PR		2	2	1		5		5
	Visa Trainees								
	<b>TOTAL</b>		<b>2</b>	<b>2</b>	<b>1</b>		<b>5</b>		<b>5</b>
University of Toronto	CC/PR	1					1		1
	Visa Trainees			1			1		1
	<b>TOTAL</b>	<b>1</b>		<b>1</b>			<b>2</b>		<b>2</b>
University of Alberta	CC/PR	2	2		2		6		6
	Visa Trainees								
	<b>TOTAL</b>	<b>2</b>	<b>2</b>		<b>2</b>		<b>6</b>		<b>6</b>
University of British Columbia	CC/PR	1		1		1	3	2	5
	Visa Trainees	1		1			2	1	3
	<b>TOTAL</b>	<b>2</b>		<b>2</b>		<b>1</b>	<b>5</b>	<b>3</b>	<b>8</b>
Grand Total	CC/PR	5	4	4	3	2	18	2	20
	Visa Trainees	1		2			3	1	4
	<b>TOTAL</b>	<b>6</b>	<b>4</b>	<b>6</b>	<b>3</b>	<b>2</b>	<b>21</b>	<b>3</b>	<b>24</b>

**Table 2  
 HEMATOLOGICAL PATHOLOGY  
 2011-12 Post-M.D. Trainees  
 (Regular Ministry Funded vs All Other Funding)  
 Faculty of Medicine Providing Post-M.D. Training  
 By  
 Rank**

Faculty of Medicine Providing Post-M.D. Training		Residents					Sub-Total	Fellows	Total
		R-1	R-2	R-3	R-4	R-5		Fellow	
Dalhousie University	Regular Ministry Funded	1		1		1	3		3
	Non-Ministry Funded								
	<b>TOTAL</b>	<b>1</b>		<b>1</b>		<b>1</b>	<b>3</b>		<b>3</b>
University of Ottawa	Regular Ministry Funded		2	2	1		5		5
	Non-Ministry Funded								
	<b>TOTAL</b>		<b>2</b>	<b>2</b>	<b>1</b>		<b>5</b>		<b>5</b>
University of Toronto	Regular Ministry Funded	1					1		1
	Non-Ministry Funded			1			1		1
	<b>TOTAL</b>	<b>1</b>		<b>1</b>			<b>2</b>		<b>2</b>
University of Alberta	Regular Ministry Funded	2	2		2		6		6
	Non-Ministry Funded								
	<b>TOTAL</b>	<b>2</b>	<b>2</b>		<b>2</b>		<b>6</b>		<b>6</b>
University of British Columbia	Regular Ministry Funded	1		1		1	3		3
	Non-Ministry Funded	1		1			2	3	5
	<b>TOTAL</b>	<b>2</b>		<b>2</b>		<b>1</b>	<b>5</b>	<b>3</b>	<b>8</b>
Grand Total	Regular Ministry Funded	5	4	4	3	2	18		18
	Non-Ministry Funded	1		2			3	3	6
	<b>TOTAL</b>	<b>6</b>	<b>4</b>	<b>6</b>	<b>3</b>	<b>2</b>	<b>21</b>	<b>3</b>	<b>24</b>

**Table 1**  
**MEDICAL BIOCHEMISTRY**  
**2011-12 Post-M.D. Trainees**  
**(Canadian Citizens/Permanent Residents vs Visa Trainees)**  
**Faculty of Medicine Providing Post-M.D. Training**  
**By Rank**

Faculty of Medicine Providing Post-M.D. Training		Residents						Total
		R-1	R-2	R-3	R-4	R-5	R-6	
Université Laval	CC/PR	1	1	1		1	2	6
	Visa Trainees							
	<b>TOTAL</b>	<b>1</b>	<b>1</b>	<b>1</b>		<b>1</b>	<b>2</b>	<b>6</b>
Université de Sherbrooke	CC/PR			2		2		4
	Visa Trainees							
	<b>TOTAL</b>			<b>2</b>		<b>2</b>		<b>4</b>
Université de Montréal	CC/PR		1		1	1		3
	Visa Trainees							
	<b>TOTAL</b>		<b>1</b>		<b>1</b>	<b>1</b>		<b>3</b>
McGill University	CC/PR	2		2	1	1		6
	Visa Trainees	1						1
	<b>TOTAL</b>	<b>3</b>		<b>2</b>	<b>1</b>	<b>1</b>		<b>7</b>
McMaster University	CC/PR	1		2	1			4
	Visa Trainees							
	<b>TOTAL</b>	<b>1</b>		<b>2</b>	<b>1</b>			<b>4</b>
University of British Columbia	CC/PR		2		1	1		4
	Visa Trainees							
	<b>TOTAL</b>		<b>2</b>		<b>1</b>	<b>1</b>		<b>4</b>
Grand Total	CC/PR	4	4	7	4	6	2	27
	Visa Trainees	1						1
	<b>TOTAL</b>	<b>5</b>	<b>4</b>	<b>7</b>	<b>4</b>	<b>6</b>	<b>2</b>	<b>28</b>

**Table 2**  
**MEDICAL BIOCHEMISTRY**  
**2011-12 Post-M.D. Trainees**  
**(Regular Ministry Funded vs All Other Funding)**  
**Faculty of Medicine Providing Post-M.D. Training**  
**By Rank**

Faculty of Medicine Providing Post-M.D. Training		Residents						Total
		R-1	R-2	R-3	R-4	R-5	R-6	
Université Laval	Regular Ministry Funded	1	1	1		1	2	6
	Non-Ministry Funded							
	<b>TOTAL</b>	<b>1</b>	<b>1</b>	<b>1</b>		<b>1</b>	<b>2</b>	<b>6</b>
Université de Sherbrooke	Regular Ministry Funded			2		2		4
	Non-Ministry Funded							
	<b>TOTAL</b>			<b>2</b>		<b>2</b>		<b>4</b>
Université de Montréal	Regular Ministry Funded		1		1	1		3
	Non-Ministry Funded							
	<b>TOTAL</b>		<b>1</b>		<b>1</b>	<b>1</b>		<b>3</b>
McGill University	Regular Ministry Funded	2		2	1	1		6
	Non-Ministry Funded	1						1
	<b>TOTAL</b>	<b>3</b>		<b>2</b>	<b>1</b>	<b>1</b>		<b>7</b>
McMaster University	Regular Ministry Funded	1		2	1			4
	Non-Ministry Funded							
	<b>TOTAL</b>	<b>1</b>		<b>2</b>	<b>1</b>			<b>4</b>
University of British Columbia	Regular Ministry Funded		2		1	1		4
	Non-Ministry Funded							
	<b>TOTAL</b>		<b>2</b>		<b>1</b>	<b>1</b>		<b>4</b>
Grand Total	Regular Ministry Funded	4	4	7	4	6	2	27
	Non-Ministry Funded	1						1
	<b>TOTAL</b>	<b>5</b>	<b>4</b>	<b>7</b>	<b>4</b>	<b>6</b>	<b>2</b>	<b>28</b>

**Table 1  
MEDICAL MICROBIOLOGY  
2011-12 Post-M.D. Trainees  
(Canadian Citizens/Permanent Residents vs Visa Trainees)  
Faculty of Medicine Providing Post-M.D. Training  
By  
Rank**

Faculty of Medicine Providing Post-M.D. Training		Residents						Fellows	Total	
		R-1	R-2	R-3	R-4	R-5	R-6	Sub-Total	Fellow	
Dalhousie University	CC/PR									
	Visa Trainees		2					2		2
	TOTAL		2					2		2
Université Laval	CC/PR	2	2	1	3	3		11		11
	Visa Trainees									
	TOTAL	2	2	1	3	3		11		11
Université de Sherbrooke	CC/PR	2	2	3	2	4		13		13
	Visa Trainees									
	TOTAL	2	2	3	2	4		13		13
Université de Montréal	CC/PR	2	2	3	3	2		12		12
	Visa Trainees								1	1
	TOTAL	2	2	3	3	2		12	1	13
McGill University	CC/PR					1		1		1
	Visa Trainees									
	TOTAL					1		1		1
University of Ottawa	CC/PR		1			2		3		3
	Visa Trainees									
	TOTAL		1			2		3		3
University of Toronto	CC/PR	1	1		2	1		5		5
	Visa Trainees									
	TOTAL	1	1		2	1		5		5
McMaster University	CC/PR	1	1				1	3		3
	Visa Trainees				2			2		2
	TOTAL	1	1		2		1	5		5
University of Western Ontario	CC/PR					1		1		1
	Visa Trainees									
	TOTAL					1		1		1
University of Manitoba	CC/PR									
	Visa Trainees		1					1		1
	TOTAL		1					1		1
University of Alberta	CC/PR	3	3		3	1	1	11		11
	Visa Trainees									
	TOTAL	3	3		3	1	1	11		11
University of British Columbia	CC/PR	1	1	1		1		4		4
	Visa Trainees									
	TOTAL	1	1	1		1		4		4
Grand Total	CC/PR	12	13	8	13	16	2	64		64
	Visa Trainees		3		2			5	1	6
	TOTAL	12	16	8	15	16	2	69	1	70



**Table 2**  
**MEDICAL MICROBIOLOGY**  
**2011-12 Post-M.D. Trainees**  
**(Regular Ministry Funded vs All Other Funding)**  
**Faculty of Medicine Providing Post-M.D. Training**  
**By Rank**

Faculty of Medicine Providing Post-M.D. Training		Residents						Fellows	Total	
		R-1	R-2	R-3	R-4	R-5	R-6	Sub-Total	Fellow	
Dalhousie University	Regular Ministry Funded									
	Non-Ministry Funded		2					2		2
	<b>TOTAL</b>		2					2		2
Université Laval	Regular Ministry Funded	2	2	1	3	3		11		11
	Non-Ministry Funded									
	<b>TOTAL</b>	2	2	1	3	3		11		11
Université de Sherbrooke	Regular Ministry Funded	2	2	3	2	4		13		13
	Non-Ministry Funded									
	<b>TOTAL</b>	2	2	3	2	4		13		13
Université de Montréal	Regular Ministry Funded	2	2	3	3	2		12		12
	Non-Ministry Funded								1	1
	<b>TOTAL</b>	2	2	3	3	2		12	1	13
McGill University	Regular Ministry Funded					1		1		1
	Non-Ministry Funded									
	<b>TOTAL</b>					1		1		1
University of Ottawa	Regular Ministry Funded		1				2	3		3
	Non-Ministry Funded									
	<b>TOTAL</b>		1				2	3		3
University of Toronto	Regular Ministry Funded	1	1		2	1		5		5
	Non-Ministry Funded									
	<b>TOTAL</b>	1	1		2	1		5		5
McMaster University	Regular Ministry Funded	1	1				1	3		3
	Non-Ministry Funded				2			2		2
	<b>TOTAL</b>	1	1		2		1	5		5
University of Western Ontario	Regular Ministry Funded					1		1		1
	Non-Ministry Funded									
	<b>TOTAL</b>					1		1		1
University of Manitoba	Regular Ministry Funded									
	Non-Ministry Funded		1					1		1
	<b>TOTAL</b>		1					1		1
University of Alberta	Regular Ministry Funded	3	3		3	1	1	11		11
	Non-Ministry Funded									
	<b>TOTAL</b>	3	3		3	1	1	11		11
University of British Columbia	Regular Ministry Funded	1	1	1		1		4		4
	Non-Ministry Funded									
	<b>TOTAL</b>	1	1	1		1		4		4
Grand Total	Regular Ministry Funded	12	13	8	13	16	2	64		64
	Non-Ministry Funded		3		2			5	1	6
	<b>TOTAL</b>	12	16	8	15	16	2	69	1	70

**Table 1**  
**NEUROPATHOLOGY**  
**2011-12 Post-M.D. Trainees**  
**(Canadian Citizens/Permanent Residents vs Visa Trainees)**  
**Faculty of Medicine Providing Post-M.D. Training**  
**By**  
**Rank**

Faculty of Medicine Providing Post-M.D. Training		Residents						Total
		R-1	R-2	R-3	R-4	R-6	R-7	
Université de Montréal	CC/PR			1				1
	Visa Trainees							
	<b>TOTAL</b>			<b>1</b>				<b>1</b>
University of Toronto	CC/PR	1						1
	Visa Trainees		1	2				3
	<b>TOTAL</b>	<b>1</b>	<b>1</b>	<b>2</b>				<b>4</b>
University of Western Ontario	CC/PR			1				1
	Visa Trainees			1	1			2
	<b>TOTAL</b>			<b>2</b>	<b>1</b>			<b>3</b>
University of Calgary	CC/PR				1	1		2
	Visa Trainees							
	<b>TOTAL</b>				<b>1</b>	<b>1</b>		<b>2</b>
University of British Columbia	CC/PR		3					3
	Visa Trainees					1	1	2
	<b>TOTAL</b>		<b>3</b>			<b>1</b>	<b>1</b>	<b>5</b>
Grand Total	CC/PR	1	3	2	1	1		8
	Visa Trainees		1	3	1	1	1	7
	<b>TOTAL</b>	<b>1</b>	<b>4</b>	<b>5</b>	<b>2</b>	<b>2</b>	<b>1</b>	<b>15</b>

**Table 2**  
**NEUROPATHOLOGY**  
**2011-12 Post-M.D. Trainees**  
**(Regular Ministry Funded vs All Other Funding)**  
**Faculty of Medicine Providing Post-M.D. Training**  
**By Rank**

Faculty of Medicine Providing Post-M.D. Training		Residents						Total
		R-1	R-2	R-3	R-4	R-6	R-7	
Université de Montréal	Regular Ministry Funded			1				1
	Non-Ministry Funded							
	<b>TOTAL</b>			<b>1</b>				<b>1</b>
University of Toronto	Regular Ministry Funded	1						1
	Non-Ministry Funded		1	2				3
	<b>TOTAL</b>	<b>1</b>	<b>1</b>	<b>2</b>				<b>4</b>
University of Western Ontario	Regular Ministry Funded			1				1
	Non-Ministry Funded			1	1			2
	<b>TOTAL</b>			<b>2</b>	<b>1</b>			<b>3</b>
University of Calgary	Regular Ministry Funded				1	1		2
	Non-Ministry Funded							
	<b>TOTAL</b>				<b>1</b>	<b>1</b>		<b>2</b>
University of British Columbia	Regular Ministry Funded		3					3
	Non-Ministry Funded					1	1	2
	<b>TOTAL</b>		<b>3</b>			<b>1</b>	<b>1</b>	<b>5</b>
Grand Total	Regular Ministry Funded	1	3	2	1	1		8
	Non-Ministry Funded		1	3	1	1	1	7
	<b>TOTAL</b>	<b>1</b>	<b>4</b>	<b>5</b>	<b>2</b>	<b>2</b>	<b>1</b>	<b>15</b>

**Table 1**  
**CARDIAC SURGERY**  
**2011-12 Post-M.D. Trainees**  
**(Canadian Citizens/Permanent Residents vs Visa Trainees)**  
**Faculty of Medicine Providing Post-M.D. Training**  
**By Rank**

Faculty of Medicine Providing Post-M.D. Training		Residents							Fellows	Total	
		R-1	R-2	R-3	R-4	R-5	R-6	R-7	Sub-Total	Fellow	
Dalhousie University	CC/PR	1	1			1	1		4		4
	Visa Trainees			1					1		1
	<b>TOTAL</b>	<b>1</b>	<b>1</b>	<b>1</b>		<b>1</b>	<b>1</b>		<b>5</b>		<b>5</b>
Université Laval	CC/PR	1	1						2		2
	Visa Trainees									6	6
	<b>TOTAL</b>	<b>1</b>	<b>1</b>						<b>2</b>	<b>6</b>	<b>8</b>
Université de Montréal	CC/PR	1	1	1	1	2	1		7	2	9
	Visa Trainees									2	2
	<b>TOTAL</b>	<b>1</b>	<b>1</b>	<b>1</b>	<b>1</b>	<b>2</b>	<b>1</b>		<b>7</b>	<b>4</b>	<b>11</b>
McGill University	CC/PR		1	1	1	1	1		5		5
	Visa Trainees	1	2	2	1	1	1		8		8
	<b>TOTAL</b>	<b>1</b>	<b>3</b>	<b>3</b>	<b>2</b>	<b>2</b>	<b>2</b>		<b>13</b>		<b>13</b>
University of Ottawa	CC/PR	1	1	1					3	2	5
	Visa Trainees	1		1					2	1	3
	<b>TOTAL</b>	<b>2</b>	<b>1</b>	<b>2</b>					<b>5</b>	<b>3</b>	<b>8</b>
University of Toronto	CC/PR	1	1	2	1	3	1		9	3	12
	Visa Trainees	1				1			2	15	17
	<b>TOTAL</b>	<b>2</b>	<b>1</b>	<b>2</b>	<b>1</b>	<b>4</b>	<b>1</b>		<b>11</b>	<b>18</b>	<b>29</b>
McMaster University	CC/PR	1	1						2		2
	Visa Trainees		1		1				2		2
	<b>TOTAL</b>	<b>1</b>	<b>2</b>		<b>1</b>				<b>4</b>		<b>4</b>
University of Western Ontario	CC/PR	1		1		1	1		4	1	5
	Visa Trainees	1							1	1	2
	<b>TOTAL</b>	<b>2</b>		<b>1</b>		<b>1</b>	<b>1</b>		<b>5</b>	<b>2</b>	<b>7</b>
University of Manitoba	CC/PR	1	1	1	1	1			5		5
	Visa Trainees										
	<b>TOTAL</b>	<b>1</b>	<b>1</b>	<b>1</b>	<b>1</b>	<b>1</b>			<b>5</b>		<b>5</b>
University of Alberta	CC/PR		1	1			1		3	3	6
	Visa Trainees		1	1			1		3	7	10
	<b>TOTAL</b>		<b>2</b>	<b>2</b>			<b>2</b>		<b>6</b>	<b>10</b>	<b>16</b>
University of Calgary	CC/PR	1	1					2	4		4
	Visa Trainees		1						1		1
	<b>TOTAL</b>	<b>1</b>	<b>2</b>					<b>2</b>	<b>5</b>		<b>5</b>
University of British Columbia	CC/PR	1		1		2			4	1	5
	Visa Trainees			1					1	2	3
	<b>TOTAL</b>	<b>1</b>		<b>2</b>		<b>2</b>			<b>5</b>	<b>3</b>	<b>8</b>
Grand Total	CC/PR	10	10	9	4	11	6	2	52	12	64
	Visa Trainees	4	5	6	2	2	2		21	34	55
	<b>TOTAL</b>	<b>14</b>	<b>15</b>	<b>15</b>	<b>6</b>	<b>13</b>	<b>8</b>	<b>2</b>	<b>73</b>	<b>46</b>	<b>119</b>

**Table 2**  
**CARDIAC SURGERY**  
**2011-12 Post-M.D. Trainees**  
**(Regular Ministry Funded vs All Other Funding)**  
**Faculty of Medicine Providing Post-M.D. Training**  
**By Rank**

Faculty of Medicine Providing Post-M.D. Training		Residents							Fellows	Total	
		R-1	R-2	R-3	R-4	R-5	R-6	R-7	Sub-Total	Fellow	
Dalhousie University	Regular Ministry Funded	1	1			1	1		4		4
	Non-Ministry Funded			1					1		1
	<b>TOTAL</b>	<b>1</b>	<b>1</b>	<b>1</b>		<b>1</b>	<b>1</b>		<b>5</b>		<b>5</b>
Université Laval	Regular Ministry Funded	1	1						2		2
	Non-Ministry Funded									6	6
	<b>TOTAL</b>	<b>1</b>	<b>1</b>						<b>2</b>	<b>6</b>	<b>8</b>
Université de Montréal	Regular Ministry Funded	1	1	1	1	2	1		7		7
	Non-Ministry Funded									4	4
	<b>TOTAL</b>	<b>1</b>	<b>1</b>	<b>1</b>	<b>1</b>	<b>2</b>	<b>1</b>		<b>7</b>	<b>4</b>	<b>11</b>
McGill University	Regular Ministry Funded		1	1	1		1		4		4
	Non-Ministry Funded	1	2	2	1	2	1		9		9
	<b>TOTAL</b>	<b>1</b>	<b>3</b>	<b>3</b>	<b>2</b>	<b>2</b>	<b>2</b>		<b>13</b>		<b>13</b>
University of Ottawa	Regular Ministry Funded	1	1	1					3		3
	Non-Ministry Funded	1		1					2	3	5
	<b>TOTAL</b>	<b>2</b>	<b>1</b>	<b>2</b>					<b>5</b>	<b>3</b>	<b>8</b>
University of Toronto	Regular Ministry Funded	1	1	2	1	2	1		8		8
	Non-Ministry Funded	1				2			3	18	21
	<b>TOTAL</b>	<b>2</b>	<b>1</b>	<b>2</b>	<b>1</b>	<b>4</b>	<b>1</b>		<b>11</b>	<b>18</b>	<b>29</b>
McMaster University	Regular Ministry Funded	1	1						2		2
	Non-Ministry Funded		1		1				2		2
	<b>TOTAL</b>	<b>1</b>	<b>2</b>		<b>1</b>				<b>4</b>		<b>4</b>
University of Western Ontario	Regular Ministry Funded	1		1		1	1		4		4
	Non-Ministry Funded	1							1	2	3
	<b>TOTAL</b>	<b>2</b>		<b>1</b>		<b>1</b>	<b>1</b>		<b>5</b>	<b>2</b>	<b>7</b>
University of Manitoba	Regular Ministry Funded	1	1	1	1				4		4
	Non-Ministry Funded					1			1		1
	<b>TOTAL</b>	<b>1</b>	<b>1</b>	<b>1</b>	<b>1</b>	<b>1</b>			<b>5</b>		<b>5</b>
University of Alberta	Regular Ministry Funded		1	1			1		3		3
	Non-Ministry Funded		1	1			1		3	10	13
	<b>TOTAL</b>		<b>2</b>	<b>2</b>			<b>2</b>		<b>6</b>	<b>10</b>	<b>16</b>
University of Calgary	Regular Ministry Funded	1	1					2	4		4
	Non-Ministry Funded		1						1		1
	<b>TOTAL</b>	<b>1</b>	<b>2</b>					<b>2</b>	<b>5</b>		<b>5</b>
University of British Columbia	Regular Ministry Funded	1		1		2			4		4
	Non-Ministry Funded			1					1	3	4
	<b>TOTAL</b>	<b>1</b>		<b>2</b>		<b>2</b>			<b>5</b>	<b>3</b>	<b>8</b>
Grand Total	Regular Ministry Funded	10	10	9	4	8	6	2	49		49
	Non-Ministry Funded	4	5	6	2	5	2		24	46	70
	<b>TOTAL</b>	<b>14</b>	<b>15</b>	<b>15</b>	<b>6</b>	<b>13</b>	<b>8</b>	<b>2</b>	<b>73</b>	<b>46</b>	<b>119</b>

**Table 1**  
**GENERAL SURGERY**  
**2011-12 Post-M.D. Trainees**  
**(Canadian Citizens/Permanent Residents vs Visa Trainees)**  
**Faculty of Medicine Providing Post-M.D. Training**  
**By Rank**

Faculty of Medicine Providing Post-M.D. Training		Residents							Fellows	Total	
		R-1	R-2	R-3	R-4	R-5	R-6	R-7	Sub-Total	Fellow	
Memorial University	CC/PR	3	4	2	3	2	2		16		16
	Visa Trainees	1		2			1		4		4
	<b>TOTAL</b>	<b>4</b>	<b>4</b>	<b>4</b>	<b>3</b>	<b>2</b>	<b>3</b>		<b>20</b>		<b>20</b>
Dalhousie University	CC/PR	9	7	7	8	4			35	1	36
	Visa Trainees										
	<b>TOTAL</b>	<b>9</b>	<b>7</b>	<b>7</b>	<b>8</b>	<b>4</b>			<b>35</b>	<b>1</b>	<b>36</b>
Université Laval	CC/PR	7	9	6	6	5	1		34		34
	Visa Trainees									1	1
	<b>TOTAL</b>	<b>7</b>	<b>9</b>	<b>6</b>	<b>6</b>	<b>5</b>	<b>1</b>		<b>34</b>	<b>1</b>	<b>35</b>
Université de Sherbrooke	CC/PR	7	6	5	6	7			31		31
	Visa Trainees										
	<b>TOTAL</b>	<b>7</b>	<b>6</b>	<b>5</b>	<b>6</b>	<b>7</b>			<b>31</b>		<b>31</b>
Université de Montréal	CC/PR	10	14	10	9	7			50		50
	Visa Trainees									1	1
	<b>TOTAL</b>	<b>10</b>	<b>14</b>	<b>10</b>	<b>9</b>	<b>7</b>			<b>50</b>	<b>1</b>	<b>51</b>
McGill University	CC/PR	8	9	12	6	5			40	1	41
	Visa Trainees	5	5	7	2	1	3		23	2	25
	<b>TOTAL</b>	<b>13</b>	<b>14</b>	<b>19</b>	<b>8</b>	<b>6</b>	<b>3</b>		<b>63</b>	<b>3</b>	<b>66</b>
University of Ottawa	CC/PR	8	9	9	4	8			38	3	41
	Visa Trainees										
	<b>TOTAL</b>	<b>8</b>	<b>9</b>	<b>9</b>	<b>4</b>	<b>8</b>			<b>38</b>	<b>3</b>	<b>41</b>
Queen's University	CC/PR	5	2	4	4	5			20		20
	Visa Trainees		1						1		1
	<b>TOTAL</b>	<b>5</b>	<b>3</b>	<b>4</b>	<b>4</b>	<b>5</b>			<b>21</b>		<b>21</b>
University of Toronto	CC/PR	18	13	27	13	17			88	9	97
	Visa Trainees		1		1				2	11	13
	<b>TOTAL</b>	<b>18</b>	<b>14</b>	<b>27</b>	<b>14</b>	<b>17</b>			<b>90</b>	<b>20</b>	<b>110</b>
McMaster University	CC/PR	8	7	8	5	8			36	6	42
	Visa Trainees					1			1	5	6
	<b>TOTAL</b>	<b>8</b>	<b>7</b>	<b>8</b>	<b>5</b>	<b>9</b>			<b>37</b>	<b>11</b>	<b>48</b>
University of Western Ontario	CC/PR	7	6	6	6	7			32	5	37
	Visa Trainees									3	3
	<b>TOTAL</b>	<b>7</b>	<b>6</b>	<b>6</b>	<b>6</b>	<b>7</b>			<b>32</b>	<b>8</b>	<b>40</b>
Northern Ontario School of Medicine	CC/PR	2	3	1					6		6
	Visa Trainees										
	<b>TOTAL</b>	<b>2</b>	<b>3</b>	<b>1</b>					<b>6</b>		<b>6</b>
University of Manitoba	CC/PR	4	5	4	4	3	1		21		21
	Visa Trainees	1	1		1	2	1		6		6
	<b>TOTAL</b>	<b>5</b>	<b>6</b>	<b>4</b>	<b>5</b>	<b>5</b>	<b>2</b>		<b>27</b>		<b>27</b>
University of Saskatchewan	CC/PR	8	6	4	6	7			31		31
	Visa Trainees										
	<b>TOTAL</b>	<b>8</b>	<b>6</b>	<b>4</b>	<b>6</b>	<b>7</b>			<b>31</b>		<b>31</b>
University of Alberta	CC/PR	9	10	15	9	4	2	1	50	3	53
	Visa Trainees					2			2	3	5
	<b>TOTAL</b>	<b>9</b>	<b>10</b>	<b>15</b>	<b>9</b>	<b>6</b>	<b>2</b>	<b>1</b>	<b>52</b>	<b>6</b>	<b>58</b>
University of Calgary	CC/PR	7	7	6	6	5	1		32	1	33
	Visa Trainees				1	1			2	1	3
	<b>TOTAL</b>	<b>7</b>	<b>7</b>	<b>6</b>	<b>7</b>	<b>6</b>	<b>1</b>		<b>34</b>	<b>2</b>	<b>36</b>
University of British Columbia	CC/PR	10	7	6	11	5	7		46	3	49
	Visa Trainees									2	2
	<b>TOTAL</b>	<b>10</b>	<b>7</b>	<b>6</b>	<b>11</b>	<b>5</b>	<b>7</b>		<b>46</b>	<b>5</b>	<b>51</b>
Grand Total	CC/PR	130	124	132	106	99	14	1	606	32	638
	Visa Trainees	7	8	9	5	7	5		41	29	70
	<b>TOTAL</b>	<b>137</b>	<b>132</b>	<b>141</b>	<b>111</b>	<b>106</b>	<b>19</b>	<b>1</b>	<b>647</b>	<b>61</b>	<b>708</b>

**Table 2**  
**GENERAL SURGERY**  
**2011-12 Post-M.D. Trainees**  
**(Regular Ministry Funded vs All Other Funding)**  
**Faculty of Medicine Providing Post-M.D. Training**  
**By Rank**

Faculty of Medicine Providing Post-M.D. Training		Residents							Fellows	Total	
		R-1	R-2	R-3	R-4	R-5	R-6	R-7	Sub-Total	Fellow	
Memorial University	Regular Ministry Funded	4	4	4	3	2	3		20		20
	Non-Ministry Funded										
	<b>TOTAL</b>	<b>4</b>	<b>4</b>	<b>4</b>	<b>3</b>	<b>2</b>	<b>3</b>		<b>20</b>		<b>20</b>
Dalhousie University	Regular Ministry Funded	8	7	5	7	4			31		31
	Non-Ministry Funded	1		2	1				4	1	5
	<b>TOTAL</b>	<b>9</b>	<b>7</b>	<b>7</b>	<b>8</b>	<b>4</b>			<b>35</b>	<b>1</b>	<b>36</b>
Université Laval	Regular Ministry Funded	7	9	6	6	5	1		34		34
	Non-Ministry Funded									1	1
	<b>TOTAL</b>	<b>7</b>	<b>9</b>	<b>6</b>	<b>6</b>	<b>5</b>	<b>1</b>		<b>34</b>	<b>1</b>	<b>35</b>
Université de Sherbrooke	Regular Ministry Funded	7	6	5	6	7			31		31
	Non-Ministry Funded										
	<b>TOTAL</b>	<b>7</b>	<b>6</b>	<b>5</b>	<b>6</b>	<b>7</b>			<b>31</b>		<b>31</b>
Université de Montréal	Regular Ministry Funded	10	14	10	9	7			50		50
	Non-Ministry Funded									1	1
	<b>TOTAL</b>	<b>10</b>	<b>14</b>	<b>10</b>	<b>9</b>	<b>7</b>			<b>50</b>	<b>1</b>	<b>51</b>
McGill University	Regular Ministry Funded	8	8	9	6	4			35		35
	Non-Ministry Funded	5	6	10	2	2	3		28	3	31
	<b>TOTAL</b>	<b>13</b>	<b>14</b>	<b>19</b>	<b>8</b>	<b>6</b>	<b>3</b>		<b>63</b>	<b>3</b>	<b>66</b>
University of Ottawa	Regular Ministry Funded	8	9	9	4	8			38		38
	Non-Ministry Funded									3	3
	<b>TOTAL</b>	<b>8</b>	<b>9</b>	<b>9</b>	<b>4</b>	<b>8</b>			<b>38</b>	<b>3</b>	<b>41</b>
Queen's University	Regular Ministry Funded	5	2	4	4	5			20		20
	Non-Ministry Funded		1						1		1
	<b>TOTAL</b>	<b>5</b>	<b>3</b>	<b>4</b>	<b>4</b>	<b>5</b>			<b>21</b>		<b>21</b>
University of Toronto	Regular Ministry Funded	17	13	19	13	17			79		79
	Non-Ministry Funded	1	1	8	1				11	20	31
	<b>TOTAL</b>	<b>18</b>	<b>14</b>	<b>27</b>	<b>14</b>	<b>17</b>			<b>90</b>	<b>20</b>	<b>110</b>
McMaster University	Regular Ministry Funded	8	7	8	5	8			36		36
	Non-Ministry Funded					1			1	11	12
	<b>TOTAL</b>	<b>8</b>	<b>7</b>	<b>8</b>	<b>5</b>	<b>9</b>			<b>37</b>	<b>11</b>	<b>48</b>
University of Western Ontario	Regular Ministry Funded	6	6	6	6	7			31		31
	Non-Ministry Funded	1							1	8	9
	<b>TOTAL</b>	<b>7</b>	<b>6</b>	<b>6</b>	<b>6</b>	<b>7</b>			<b>32</b>	<b>8</b>	<b>40</b>
Northern Ontario School of Medicine	Regular Ministry Funded	2	3	1					6		6
	Non-Ministry Funded										
	<b>TOTAL</b>	<b>2</b>	<b>3</b>	<b>1</b>					<b>6</b>		<b>6</b>
University of Manitoba	Regular Ministry Funded	4	4	4	3	3	1		19		19
	Non-Ministry Funded	1	2		2	2	1		8		8
	<b>TOTAL</b>	<b>5</b>	<b>6</b>	<b>4</b>	<b>5</b>	<b>5</b>	<b>2</b>		<b>27</b>		<b>27</b>
University of Saskatchewan	Regular Ministry Funded	7	5	4	5	5			26		26
	Non-Ministry Funded	1	1		1	2			5		5
	<b>TOTAL</b>	<b>8</b>	<b>6</b>	<b>4</b>	<b>6</b>	<b>7</b>			<b>31</b>		<b>31</b>
University of Alberta	Regular Ministry Funded	9	10	14	6	4	2	1	46		46
	Non-Ministry Funded			1	3	2			6	6	12
	<b>TOTAL</b>	<b>9</b>	<b>10</b>	<b>15</b>	<b>9</b>	<b>6</b>	<b>2</b>	<b>1</b>	<b>52</b>	<b>6</b>	<b>58</b>
University of Calgary	Regular Ministry Funded	7	7	6	6	5			31		31
	Non-Ministry Funded				1	1	1		3	2	5
	<b>TOTAL</b>	<b>7</b>	<b>7</b>	<b>6</b>	<b>7</b>	<b>6</b>	<b>1</b>		<b>34</b>	<b>2</b>	<b>36</b>
University of British Columbia	Regular Ministry Funded	10	7	5	11	5	7		45		45
	Non-Ministry Funded			1					1	5	6
	<b>TOTAL</b>	<b>10</b>	<b>7</b>	<b>6</b>	<b>11</b>	<b>5</b>	<b>7</b>		<b>46</b>	<b>5</b>	<b>51</b>
Grand Total	Regular Ministry Funded	127	121	119	100	96	14	1	578		578
	Non-Ministry Funded	10	11	22	11	10	5		69	61	130
	<b>TOTAL</b>	<b>137</b>	<b>132</b>	<b>141</b>	<b>111</b>	<b>106</b>	<b>19</b>	<b>1</b>	<b>647</b>	<b>61</b>	<b>708</b>

**Table 1**  
**NEUROSURGERY**  
**2011-12 Post-M.D. Trainees**  
**(Canadian Citizens/Permanent Residents vs Visa Trainees)**  
**Faculty of Medicine Providing Post-M.D. Training**  
**By Rank**

Faculty of Medicine Providing Post-M.D. Training		Residents							Fellows	Total	
		R-1	R-2	R-3	R-4	R-5	R-6	R-7	Sub-Total	Fellow	
Dalhousie University	CC/PR	1	2		2	1	1		7		7
	Visa Trainees	1							1		1
	<b>TOTAL</b>	<b>2</b>	<b>2</b>		<b>2</b>	<b>1</b>	<b>1</b>		<b>8</b>		<b>8</b>
Université Laval	CC/PR	1	1	1	1		1		5		5
	Visa Trainees										
	<b>TOTAL</b>	<b>1</b>	<b>1</b>	<b>1</b>	<b>1</b>		<b>1</b>		<b>5</b>		<b>5</b>
Université de Sherbrooke	CC/PR	1	2	1		1			5		5
	Visa Trainees										
	<b>TOTAL</b>	<b>1</b>	<b>2</b>	<b>1</b>		<b>1</b>			<b>5</b>		<b>5</b>
Université de Montréal	CC/PR	1	1	1	2	1			6		6
	Visa Trainees									1	1
	<b>TOTAL</b>	<b>1</b>	<b>1</b>	<b>1</b>	<b>2</b>	<b>1</b>			<b>6</b>	<b>1</b>	<b>7</b>
McGill University	CC/PR	1	1	1	1	1	2		7		7
	Visa Trainees	2	2	4	3		5		16	1	17
	<b>TOTAL</b>	<b>3</b>	<b>3</b>	<b>5</b>	<b>4</b>	<b>1</b>	<b>7</b>		<b>23</b>	<b>1</b>	<b>24</b>
University of Ottawa	CC/PR	1		1	2	1			5	2	7
	Visa Trainees			2	1		1		4	2	6
	<b>TOTAL</b>	<b>1</b>		<b>3</b>	<b>3</b>	<b>1</b>	<b>1</b>		<b>9</b>	<b>4</b>	<b>13</b>
University of Toronto	CC/PR	4	5	5	3	1	3		21	4	25
	Visa Trainees	1				1			2	22	24
	<b>TOTAL</b>	<b>5</b>	<b>5</b>	<b>5</b>	<b>3</b>	<b>2</b>	<b>3</b>		<b>23</b>	<b>26</b>	<b>49</b>
McMaster University	CC/PR		1	1	1	1		1	5		5
	Visa Trainees	1	1		1	2	1		6		6
	<b>TOTAL</b>	<b>1</b>	<b>2</b>	<b>1</b>	<b>2</b>	<b>3</b>	<b>1</b>	<b>1</b>	<b>11</b>		<b>11</b>
University of Western Ontario	CC/PR	2	2	1	1	3	2		11	3	14
	Visa Trainees									1	1
	<b>TOTAL</b>	<b>2</b>	<b>2</b>	<b>1</b>	<b>1</b>	<b>3</b>	<b>2</b>		<b>11</b>	<b>4</b>	<b>15</b>
University of Manitoba	CC/PR	1	1	1	2		2		7		7
	Visa Trainees										
	<b>TOTAL</b>	<b>1</b>	<b>1</b>	<b>1</b>	<b>2</b>		<b>2</b>		<b>7</b>		<b>7</b>
University of Saskatchewan	CC/PR	1	1	1	1	1			5		5
	Visa Trainees										
	<b>TOTAL</b>	<b>1</b>	<b>1</b>	<b>1</b>	<b>1</b>	<b>1</b>			<b>5</b>		<b>5</b>
University of Alberta	CC/PR	1	1	1	1		1		5		5
	Visa Trainees	2	1						3	4	7
	<b>TOTAL</b>	<b>3</b>	<b>2</b>	<b>1</b>	<b>1</b>		<b>1</b>		<b>8</b>	<b>4</b>	<b>12</b>
University of Calgary	CC/PR	2	2	2	2		2		10	4	14
	Visa Trainees						1		1	2	3
	<b>TOTAL</b>	<b>2</b>	<b>2</b>	<b>2</b>	<b>2</b>		<b>3</b>		<b>11</b>	<b>6</b>	<b>17</b>
University of British Columbia	CC/PR	2	1	2	1	1	1		8	1	9
	Visa Trainees			1					1	3	4
	<b>TOTAL</b>	<b>2</b>	<b>1</b>	<b>3</b>	<b>1</b>	<b>1</b>	<b>1</b>		<b>9</b>	<b>4</b>	<b>13</b>
Grand Total	CC/PR	19	21	19	20	12	15	1	107	14	121
	Visa Trainees	7	4	7	5	3	8		34	36	70
	<b>TOTAL</b>	<b>26</b>	<b>25</b>	<b>26</b>	<b>25</b>	<b>15</b>	<b>23</b>	<b>1</b>	<b>141</b>	<b>50</b>	<b>191</b>



**Table 2  
NEUROSURGERY  
2011-12 Post-M.D. Trainees  
(Regular Ministry Funded vs All Other Funding)  
Faculty of Medicine Providing Post-M.D. Training  
By  
Rank**

Faculty of Medicine Providing Post-M.D. Training		Residents							Fellows	Total	
		R-1	R-2	R-3	R-4	R-5	R-6	R-7	Sub-Total	Fellow	
Dalhousie University	Regular Ministry Funded	1	2		2	1	1		7		7
	Non-Ministry Funded	1							1		1
	<b>TOTAL</b>	<b>2</b>	<b>2</b>		<b>2</b>	<b>1</b>	<b>1</b>		<b>8</b>		<b>8</b>
Université Laval	Regular Ministry Funded	1	1	1	1		1		5		5
	Non-Ministry Funded										
	<b>TOTAL</b>	<b>1</b>	<b>1</b>	<b>1</b>	<b>1</b>		<b>1</b>		<b>5</b>		<b>5</b>
Université de Sherbrooke	Regular Ministry Funded	1	2	1		1			5		5
	Non-Ministry Funded										
	<b>TOTAL</b>	<b>1</b>	<b>2</b>	<b>1</b>		<b>1</b>			<b>5</b>		<b>5</b>
Université de Montréal	Regular Ministry Funded	1	1	1	2	1			6		6
	Non-Ministry Funded									1	1
	<b>TOTAL</b>	<b>1</b>	<b>1</b>	<b>1</b>	<b>2</b>	<b>1</b>			<b>6</b>	<b>1</b>	<b>7</b>
McGill University	Regular Ministry Funded	1	1	1	1	1	1		6		6
	Non-Ministry Funded	2	2	4	3		6		17	1	18
	<b>TOTAL</b>	<b>3</b>	<b>3</b>	<b>5</b>	<b>4</b>	<b>1</b>	<b>7</b>		<b>23</b>	<b>1</b>	<b>24</b>
University of Ottawa	Regular Ministry Funded	1		1	2	1			5		5
	Non-Ministry Funded			2	1		1		4	4	8
	<b>TOTAL</b>	<b>1</b>		<b>3</b>	<b>3</b>	<b>1</b>	<b>1</b>		<b>9</b>	<b>4</b>	<b>13</b>
University of Toronto	Regular Ministry Funded	4	5	5	3	1	3		21		21
	Non-Ministry Funded	1				1			2	26	28
	<b>TOTAL</b>	<b>5</b>	<b>5</b>	<b>5</b>	<b>3</b>	<b>2</b>	<b>3</b>		<b>23</b>	<b>26</b>	<b>49</b>
McMaster University	Regular Ministry Funded		1	1	1	1		1	5		5
	Non-Ministry Funded	1	1		1	2	1		6		6
	<b>TOTAL</b>	<b>1</b>	<b>2</b>	<b>1</b>	<b>2</b>	<b>3</b>	<b>1</b>	<b>1</b>	<b>11</b>		<b>11</b>
University of Western Ontario	Regular Ministry Funded	2	2	1	1	3	2		11		11
	Non-Ministry Funded									4	4
	<b>TOTAL</b>	<b>2</b>	<b>2</b>	<b>1</b>	<b>1</b>	<b>3</b>	<b>2</b>		<b>11</b>	<b>4</b>	<b>15</b>
University of Manitoba	Regular Ministry Funded	1	1	1	2		2		7		7
	Non-Ministry Funded										
	<b>TOTAL</b>	<b>1</b>	<b>1</b>	<b>1</b>	<b>2</b>		<b>2</b>		<b>7</b>		<b>7</b>
University of Saskatchewan	Regular Ministry Funded	1	1	1	1	1			5		5
	Non-Ministry Funded										
	<b>TOTAL</b>	<b>1</b>	<b>1</b>	<b>1</b>	<b>1</b>	<b>1</b>			<b>5</b>		<b>5</b>
University of Alberta	Regular Ministry Funded	1	1	1	1		1		5		5
	Non-Ministry Funded	2	1						3	4	7
	<b>TOTAL</b>	<b>3</b>	<b>2</b>	<b>1</b>	<b>1</b>		<b>1</b>		<b>8</b>	<b>4</b>	<b>12</b>
University of Calgary	Regular Ministry Funded	2	2	2	2		2		10		10
	Non-Ministry Funded						1		1	6	7
	<b>TOTAL</b>	<b>2</b>	<b>2</b>	<b>2</b>	<b>2</b>		<b>3</b>		<b>11</b>	<b>6</b>	<b>17</b>
University of British Columbia	Regular Ministry Funded	2	1	2	1	1	1		8		8
	Non-Ministry Funded			1					1	4	5
	<b>TOTAL</b>	<b>2</b>	<b>1</b>	<b>3</b>	<b>1</b>	<b>1</b>	<b>1</b>		<b>9</b>	<b>4</b>	<b>13</b>
Grand Total	Regular Ministry Funded	19	21	19	20	12	14	1	106		106
	Non-Ministry Funded	7	4	7	5	3	9		35	50	85
	<b>TOTAL</b>	<b>26</b>	<b>25</b>	<b>26</b>	<b>25</b>	<b>15</b>	<b>23</b>	<b>1</b>	<b>141</b>	<b>50</b>	<b>191</b>

**Table 1**  
**OBSTETRICS AND GYNECOLOGY**  
**2011-12 Post-M.D. Trainees**  
**(Canadian Citizens/Permanent Residents vs Visa Trainees)**  
**Faculty of Medicine Providing Post-M.D. Training**  
**By Rank**

Faculty of Medicine Providing Post-M.D. Training		Residents						Sub-Total	Fellows Fellow	Total
		R-1	R-2	R-3	R-4	R-5	R-6			
Memorial University	CC/PR	4	4	5	3	2		18		18
	Visa Trainees					1		1		1
	<b>TOTAL</b>	<b>4</b>	<b>4</b>	<b>5</b>	<b>3</b>	<b>3</b>		<b>19</b>		<b>19</b>
Dalhousie University	CC/PR	5	5	6	4	6		26	1	27
	Visa Trainees									
	<b>TOTAL</b>	<b>5</b>	<b>5</b>	<b>6</b>	<b>4</b>	<b>6</b>		<b>26</b>	<b>1</b>	<b>27</b>
Université Laval	CC/PR	8	10	6	4	6		34		34
	Visa Trainees									
	<b>TOTAL</b>	<b>8</b>	<b>10</b>	<b>6</b>	<b>4</b>	<b>6</b>		<b>34</b>		<b>34</b>
Université de Sherbrooke	CC/PR	6	4	4	7	4		25		25
	Visa Trainees									
	<b>TOTAL</b>	<b>6</b>	<b>4</b>	<b>4</b>	<b>7</b>	<b>4</b>		<b>25</b>		<b>25</b>
Université de Montréal	CC/PR	9	9	8	7	8	1	42		42
	Visa Trainees				1			1		1
	<b>TOTAL</b>	<b>9</b>	<b>9</b>	<b>8</b>	<b>8</b>	<b>8</b>	<b>1</b>	<b>43</b>		<b>43</b>
McGill University	CC/PR	7	6	5	4	4	2	28		28
	Visa Trainees	2	4	5	7	1		19	1	20
	<b>TOTAL</b>	<b>9</b>	<b>10</b>	<b>10</b>	<b>11</b>	<b>5</b>	<b>2</b>	<b>47</b>	<b>1</b>	<b>48</b>
University of Ottawa	CC/PR	8	10	5	9	4		36	1	37
	Visa Trainees								1	1
	<b>TOTAL</b>	<b>8</b>	<b>10</b>	<b>5</b>	<b>9</b>	<b>4</b>		<b>36</b>	<b>2</b>	<b>38</b>
Queen's University	CC/PR	3	3	2	5	1		14	1	15
	Visa Trainees									
	<b>TOTAL</b>	<b>3</b>	<b>3</b>	<b>2</b>	<b>5</b>	<b>1</b>		<b>14</b>	<b>1</b>	<b>15</b>
University of Toronto	CC/PR	13	10	13	10	9		55	11	66
	Visa Trainees								7	7
	<b>TOTAL</b>	<b>13</b>	<b>10</b>	<b>13</b>	<b>10</b>	<b>9</b>		<b>55</b>	<b>18</b>	<b>73</b>
McMaster University	CC/PR	6	7	6	6	8		33	1	34
	Visa Trainees								1	1
	<b>TOTAL</b>	<b>6</b>	<b>7</b>	<b>6</b>	<b>6</b>	<b>8</b>		<b>33</b>	<b>2</b>	<b>35</b>
University of Western Ontario	CC/PR	6	6	7	7	6		32	2	34
	Visa Trainees								1	1
	<b>TOTAL</b>	<b>6</b>	<b>6</b>	<b>7</b>	<b>7</b>	<b>6</b>		<b>32</b>	<b>3</b>	<b>35</b>
University of Manitoba	CC/PR	6	5	8	5	4		28		28
	Visa Trainees				4	1	1	6		6
	<b>TOTAL</b>	<b>6</b>	<b>5</b>	<b>8</b>	<b>9</b>	<b>5</b>	<b>1</b>	<b>34</b>		<b>34</b>
University of Saskatchewan	CC/PR	6	5	5	5	4		25		25
	Visa Trainees									
	<b>TOTAL</b>	<b>6</b>	<b>5</b>	<b>5</b>	<b>5</b>	<b>4</b>		<b>25</b>		<b>25</b>
University of Alberta	CC/PR	6	7	7	4	6		30	1	31
	Visa Trainees									
	<b>TOTAL</b>	<b>6</b>	<b>7</b>	<b>7</b>	<b>4</b>	<b>6</b>		<b>30</b>	<b>1</b>	<b>31</b>
University of Calgary	CC/PR	6	7	8	6	6		33	1	34
	Visa Trainees									
	<b>TOTAL</b>	<b>6</b>	<b>7</b>	<b>8</b>	<b>6</b>	<b>6</b>		<b>33</b>	<b>1</b>	<b>34</b>
University of British Columbia	CC/PR	8	8	10	8	7		41	1	42
	Visa Trainees									
	<b>TOTAL</b>	<b>8</b>	<b>8</b>	<b>10</b>	<b>8</b>	<b>7</b>		<b>41</b>	<b>1</b>	<b>42</b>
Grand Total	CC/PR	107	106	105	94	85	3	500	20	520
	Visa Trainees	2	4	5	12	3	1	27	11	38
	<b>TOTAL</b>	<b>109</b>	<b>110</b>	<b>110</b>	<b>106</b>	<b>88</b>	<b>4</b>	<b>527</b>	<b>31</b>	<b>558</b>

**Table 2**  
**OBSTETRICS AND GYNECOLOGY**  
**2011-12 Post-M.D. Trainees**  
**(Regular Ministry Funded vs All Other Funding)**  
**Faculty of Medicine Providing Post-M.D. Training**  
**By Rank**

Faculty of Medicine Providing Post-M.D. Training		Residents						Sub-Total	Fellows	Total
		R-1	R-2	R-3	R-4	R-5	R-6		Fellow	
Memorial University	Regular Ministry Funded	4	4	5	3	3		19		19
	Non-Ministry Funded									
	<b>TOTAL</b>	<b>4</b>	<b>4</b>	<b>5</b>	<b>3</b>	<b>3</b>		<b>19</b>		<b>19</b>
Dalhousie University	Regular Ministry Funded	5	5	6	4	6		26		26
	Non-Ministry Funded								1	1
	<b>TOTAL</b>	<b>5</b>	<b>5</b>	<b>6</b>	<b>4</b>	<b>6</b>		<b>26</b>	<b>1</b>	<b>27</b>
Université Laval	Regular Ministry Funded	8	10	6	4	6		34		34
	Non-Ministry Funded									
	<b>TOTAL</b>	<b>8</b>	<b>10</b>	<b>6</b>	<b>4</b>	<b>6</b>		<b>34</b>		<b>34</b>
Université de Sherbrooke	Regular Ministry Funded	6	4	4	7	4		25		25
	Non-Ministry Funded									
	<b>TOTAL</b>	<b>6</b>	<b>4</b>	<b>4</b>	<b>7</b>	<b>4</b>		<b>25</b>		<b>25</b>
Université de Montréal	Regular Ministry Funded	9	9	8	8	8	1	43		43
	Non-Ministry Funded									
	<b>TOTAL</b>	<b>9</b>	<b>9</b>	<b>8</b>	<b>8</b>	<b>8</b>	<b>1</b>	<b>43</b>		<b>43</b>
McGill University	Regular Ministry Funded	7	6	5	4	4	2	28		28
	Non-Ministry Funded	2	4	5	7	1		19	1	20
	<b>TOTAL</b>	<b>9</b>	<b>10</b>	<b>10</b>	<b>11</b>	<b>5</b>	<b>2</b>	<b>47</b>	<b>1</b>	<b>48</b>
University of Ottawa	Regular Ministry Funded	8	10	5	9	4		36		36
	Non-Ministry Funded								2	2
	<b>TOTAL</b>	<b>8</b>	<b>10</b>	<b>5</b>	<b>9</b>	<b>4</b>		<b>36</b>	<b>2</b>	<b>38</b>
Queen's University	Regular Ministry Funded	3	3	2	5	1		14		14
	Non-Ministry Funded								1	1
	<b>TOTAL</b>	<b>3</b>	<b>3</b>	<b>2</b>	<b>5</b>	<b>1</b>		<b>14</b>	<b>1</b>	<b>15</b>
University of Toronto	Regular Ministry Funded	13	10	13	10	9		55		55
	Non-Ministry Funded								18	18
	<b>TOTAL</b>	<b>13</b>	<b>10</b>	<b>13</b>	<b>10</b>	<b>9</b>		<b>55</b>	<b>18</b>	<b>73</b>
McMaster University	Regular Ministry Funded	6	7	6	6	8		33		33
	Non-Ministry Funded								2	2
	<b>TOTAL</b>	<b>6</b>	<b>7</b>	<b>6</b>	<b>6</b>	<b>8</b>		<b>33</b>	<b>2</b>	<b>35</b>
University of Western Ontario	Regular Ministry Funded	6	6	7	7	6		32		32
	Non-Ministry Funded								3	3
	<b>TOTAL</b>	<b>6</b>	<b>6</b>	<b>7</b>	<b>7</b>	<b>6</b>		<b>32</b>	<b>3</b>	<b>35</b>
University of Manitoba	Regular Ministry Funded	6	5	8	5	4		28		28
	Non-Ministry Funded				4	1	1	6		6
	<b>TOTAL</b>	<b>6</b>	<b>5</b>	<b>8</b>	<b>9</b>	<b>5</b>	<b>1</b>	<b>34</b>		<b>34</b>
University of Saskatchewan	Regular Ministry Funded	6	5	5	4	4		24		24
	Non-Ministry Funded				1			1		1
	<b>TOTAL</b>	<b>6</b>	<b>5</b>	<b>5</b>	<b>5</b>	<b>4</b>		<b>25</b>		<b>25</b>
University of Alberta	Regular Ministry Funded	6	7	7	4	6		30		30
	Non-Ministry Funded								1	1
	<b>TOTAL</b>	<b>6</b>	<b>7</b>	<b>7</b>	<b>4</b>	<b>6</b>		<b>30</b>	<b>1</b>	<b>31</b>
University of Calgary	Regular Ministry Funded	6	7	8	6	6		33		33
	Non-Ministry Funded								1	1
	<b>TOTAL</b>	<b>6</b>	<b>7</b>	<b>8</b>	<b>6</b>	<b>6</b>		<b>33</b>	<b>1</b>	<b>34</b>
University of British Columbia	Regular Ministry Funded	8	8	10	8	7		41		41
	Non-Ministry Funded								1	1
	<b>TOTAL</b>	<b>8</b>	<b>8</b>	<b>10</b>	<b>8</b>	<b>7</b>		<b>41</b>	<b>1</b>	<b>42</b>
Grand Total	Regular Ministry Funded	107	106	105	94	86	3	501		501
	Non-Ministry Funded	2	4	5	12	2	1	26	31	57
	<b>TOTAL</b>	<b>109</b>	<b>110</b>	<b>110</b>	<b>106</b>	<b>88</b>	<b>4</b>	<b>527</b>	<b>31</b>	<b>558</b>

**Table 1**  
**OPHTHALMOLOGY**  
**2011-12 Post-M.D. Trainees**  
**(Canadian Citizens/Permanent Residents vs Visa Trainees)**  
**Faculty of Medicine Providing Post-M.D. Training**  
**By Rank**

Faculty of Medicine Providing Post-M.D. Training		Residents							Fellows	Total
		R-1	R-2	R-3	R-4	R-5	R-6	Sub-Total	Fellow	
Dalhousie University	CC/PR	2	3	2	1	2		10	1	11
	Visa Trainees								1	1
	<b>TOTAL</b>	<b>2</b>	<b>3</b>	<b>2</b>	<b>1</b>	<b>2</b>		<b>10</b>	<b>2</b>	<b>12</b>
Université Laval	CC/PR	3	3	3	3	2		14		14
	Visa Trainees									
	<b>TOTAL</b>	<b>3</b>	<b>3</b>	<b>3</b>	<b>3</b>	<b>2</b>		<b>14</b>		<b>14</b>
Université de Sherbrooke	CC/PR	2	2	2	2	3		11		11
	Visa Trainees									
	<b>TOTAL</b>	<b>2</b>	<b>2</b>	<b>2</b>	<b>2</b>	<b>3</b>		<b>11</b>		<b>11</b>
Université de Montréal	CC/PR	6	4	5	5	5	1	26	1	27
	Visa Trainees								2	2
	<b>TOTAL</b>	<b>6</b>	<b>4</b>	<b>5</b>	<b>5</b>	<b>5</b>	<b>1</b>	<b>26</b>	<b>3</b>	<b>29</b>
McGill University	CC/PR	3	3	3	3	3		15	1	16
	Visa Trainees	2	2	2	3	2		11	1	12
	<b>TOTAL</b>	<b>5</b>	<b>5</b>	<b>5</b>	<b>6</b>	<b>5</b>		<b>26</b>	<b>2</b>	<b>28</b>
University of Ottawa	CC/PR	3	3	4	2	2		14	2	16
	Visa Trainees								2	4
	<b>TOTAL</b>	<b>3</b>	<b>3</b>	<b>4</b>	<b>2</b>	<b>4</b>		<b>16</b>	<b>4</b>	<b>20</b>
Queen's University	CC/PR	3	3	3	2	2		13	1	14
	Visa Trainees								1	1
	<b>TOTAL</b>	<b>3</b>	<b>3</b>	<b>3</b>	<b>2</b>	<b>2</b>		<b>13</b>	<b>2</b>	<b>15</b>
University of Toronto	CC/PR	5	5	6	3	6		25	9	34
	Visa Trainees	1	1		1			3	22	25
	<b>TOTAL</b>	<b>6</b>	<b>6</b>	<b>6</b>	<b>4</b>	<b>6</b>		<b>28</b>	<b>31</b>	<b>59</b>
McMaster University	CC/PR	1	1	1	1	1		5		5
	Visa Trainees								1	1
	<b>TOTAL</b>	<b>1</b>	<b>1</b>	<b>1</b>	<b>1</b>	<b>1</b>		<b>5</b>	<b>1</b>	<b>6</b>
University of Western Ontario	CC/PR	2	2	2	2	3		11		11
	Visa Trainees									
	<b>TOTAL</b>	<b>2</b>	<b>2</b>	<b>2</b>	<b>2</b>	<b>3</b>		<b>11</b>		<b>11</b>
University of Manitoba	CC/PR	1						1		1
	Visa Trainees									
	<b>TOTAL</b>	<b>1</b>						<b>1</b>		<b>1</b>
University of Saskatchewan	CC/PR	1	1	1	1	1		5		5
	Visa Trainees									
	<b>TOTAL</b>	<b>1</b>	<b>1</b>	<b>1</b>	<b>1</b>	<b>1</b>		<b>5</b>		<b>5</b>
University of Alberta	CC/PR	2	2	2	3	2		11	2	13
	Visa Trainees								1	1
	<b>TOTAL</b>	<b>2</b>	<b>2</b>	<b>2</b>	<b>3</b>	<b>2</b>		<b>11</b>	<b>3</b>	<b>14</b>
University of Calgary	CC/PR	1	2	1	3	1		8	1	9
	Visa Trainees									
	<b>TOTAL</b>	<b>1</b>	<b>2</b>	<b>1</b>	<b>3</b>	<b>1</b>		<b>8</b>	<b>1</b>	<b>9</b>
University of British Columbia	CC/PR	3	4	2	3	4		16	2	18
	Visa Trainees								10	10
	<b>TOTAL</b>	<b>3</b>	<b>4</b>	<b>2</b>	<b>3</b>	<b>4</b>		<b>16</b>	<b>12</b>	<b>28</b>
Grand Total	CC/PR	38	38	37	34	37	1	185	20	205
	Visa Trainees	3	3	2	4	4		16	41	57
	<b>TOTAL</b>	<b>41</b>	<b>41</b>	<b>39</b>	<b>38</b>	<b>41</b>	<b>1</b>	<b>201</b>	<b>61</b>	<b>262</b>

**Table 2**  
**OPHTHALMOLOGY**  
**2011-12 Post-M.D. Trainees**  
**(Regular Ministry Funded vs All Other Funding)**  
**Faculty of Medicine Providing Post-M.D. Training**  
**By Rank**

Faculty of Medicine Providing Post-M.D. Training		Residents						Fellows	Total	
		R-1	R-2	R-3	R-4	R-5	R-6	Sub-Total	Fellow	
Dalhousie University	Regular Ministry Funded	2	3	2	1	2		10		10
	Non-Ministry Funded								2	2
	<b>TOTAL</b>	<b>2</b>	<b>3</b>	<b>2</b>	<b>1</b>	<b>2</b>		<b>10</b>	<b>2</b>	<b>12</b>
Université Laval	Regular Ministry Funded	3	3	3	3	2		14		14
	Non-Ministry Funded									
	<b>TOTAL</b>	<b>3</b>	<b>3</b>	<b>3</b>	<b>3</b>	<b>2</b>		<b>14</b>		<b>14</b>
Université de Sherbrooke	Regular Ministry Funded	2	2	2	2	3		11		11
	Non-Ministry Funded									
	<b>TOTAL</b>	<b>2</b>	<b>2</b>	<b>2</b>	<b>2</b>	<b>3</b>		<b>11</b>		<b>11</b>
Université de Montréal	Regular Ministry Funded	6	4	5	5	5	1	26		26
	Non-Ministry Funded								3	3
	<b>TOTAL</b>	<b>6</b>	<b>4</b>	<b>5</b>	<b>5</b>	<b>5</b>	<b>1</b>	<b>26</b>	<b>3</b>	<b>29</b>
McGill University	Regular Ministry Funded	4	3	3	3	3		16		16
	Non-Ministry Funded	1	2	2	3	2		10	2	12
	<b>TOTAL</b>	<b>5</b>	<b>5</b>	<b>5</b>	<b>6</b>	<b>5</b>		<b>26</b>	<b>2</b>	<b>28</b>
University of Ottawa	Regular Ministry Funded	3	3	4	2	2		14		14
	Non-Ministry Funded					2		2	4	6
	<b>TOTAL</b>	<b>3</b>	<b>3</b>	<b>4</b>	<b>2</b>	<b>4</b>		<b>16</b>	<b>4</b>	<b>20</b>
Queen's University	Regular Ministry Funded	3	3	3	2	2		13		13
	Non-Ministry Funded								2	2
	<b>TOTAL</b>	<b>3</b>	<b>3</b>	<b>3</b>	<b>2</b>	<b>2</b>		<b>13</b>	<b>2</b>	<b>15</b>
University of Toronto	Regular Ministry Funded	5	5	6	3	6		25		25
	Non-Ministry Funded	1	1		1			3	31	34
	<b>TOTAL</b>	<b>6</b>	<b>6</b>	<b>6</b>	<b>4</b>	<b>6</b>		<b>28</b>	<b>31</b>	<b>59</b>
McMaster University	Regular Ministry Funded	1	1	1	1	1		5		5
	Non-Ministry Funded								1	1
	<b>TOTAL</b>	<b>1</b>	<b>1</b>	<b>1</b>	<b>1</b>	<b>1</b>		<b>5</b>	<b>1</b>	<b>6</b>
University of Western Ontario	Regular Ministry Funded	2	2	2	2	3		11		11
	Non-Ministry Funded									
	<b>TOTAL</b>	<b>2</b>	<b>2</b>	<b>2</b>	<b>2</b>	<b>3</b>		<b>11</b>		<b>11</b>
University of Manitoba	Regular Ministry Funded	1						1		1
	Non-Ministry Funded									
	<b>TOTAL</b>	<b>1</b>						<b>1</b>		<b>1</b>
University of Saskatchewan	Regular Ministry Funded	1	1	1	1	1		5		5
	Non-Ministry Funded									
	<b>TOTAL</b>	<b>1</b>	<b>1</b>	<b>1</b>	<b>1</b>	<b>1</b>		<b>5</b>		<b>5</b>
University of Alberta	Regular Ministry Funded	2	2	2	3	2		11		11
	Non-Ministry Funded								3	3
	<b>TOTAL</b>	<b>2</b>	<b>2</b>	<b>2</b>	<b>3</b>	<b>2</b>		<b>11</b>	<b>3</b>	<b>14</b>
University of Calgary	Regular Ministry Funded	1	2	1	3	1		8		8
	Non-Ministry Funded								1	1
	<b>TOTAL</b>	<b>1</b>	<b>2</b>	<b>1</b>	<b>3</b>	<b>1</b>		<b>8</b>	<b>1</b>	<b>9</b>
University of British Columbia	Regular Ministry Funded	3	4	2	3	4		16		16
	Non-Ministry Funded								12	12
	<b>TOTAL</b>	<b>3</b>	<b>4</b>	<b>2</b>	<b>3</b>	<b>4</b>		<b>16</b>	<b>12</b>	<b>28</b>
Grand Total	Regular Ministry Funded	39	38	37	34	37	1	186		186
	Non-Ministry Funded	2	3	2	4	4		15	61	76
	<b>TOTAL</b>	<b>41</b>	<b>41</b>	<b>39</b>	<b>38</b>	<b>41</b>	<b>1</b>	<b>201</b>	<b>61</b>	<b>262</b>

**Table 1**  
**OTOLARYNGOLOGY - HEAD AND NECK SURGERY**  
**2011-12 Post-M.D. Trainees**  
**(Canadian Citizens/Permanent Residents vs Visa Trainees)**  
**Faculty of Medicine Providing Post-M.D. Training**  
**By Rank**

Faculty of Medicine Providing Post-M.D. Training		Residents						Fellows	Total	
		R-1	R-2	R-3	R-4	R-5	R-6	Sub-Total	Fellow	
Dalhousie University	CC/PR	2	1	1	3	2		9		9
	Visa Trainees		1			1		2		2
	<b>TOTAL</b>	<b>2</b>	<b>2</b>	<b>1</b>	<b>3</b>	<b>3</b>		<b>11</b>		<b>11</b>
Université Laval	CC/PR	2	2	2	2	2		10		10
	Visa Trainees									
	<b>TOTAL</b>	<b>2</b>	<b>2</b>	<b>2</b>	<b>2</b>	<b>2</b>		<b>10</b>		<b>10</b>
Université de Sherbrooke	CC/PR	3	1	1	1	3		9		9
	Visa Trainees									
	<b>TOTAL</b>	<b>3</b>	<b>1</b>	<b>1</b>	<b>1</b>	<b>3</b>		<b>9</b>		<b>9</b>
Université de Montréal	CC/PR	3	2	2	3	2		12		12
	Visa Trainees									
	<b>TOTAL</b>	<b>3</b>	<b>2</b>	<b>2</b>	<b>3</b>	<b>2</b>		<b>12</b>		<b>12</b>
McGill University	CC/PR	2	2	3	2	3		12		12
	Visa Trainees	3	1	2	2	1	1	10	1	11
	<b>TOTAL</b>	<b>5</b>	<b>3</b>	<b>5</b>	<b>4</b>	<b>4</b>	<b>1</b>	<b>22</b>	<b>1</b>	<b>23</b>
University of Ottawa	CC/PR	2	3	3	2	2		12	1	13
	Visa Trainees								1	1
	<b>TOTAL</b>	<b>2</b>	<b>3</b>	<b>3</b>	<b>2</b>	<b>2</b>		<b>12</b>	<b>2</b>	<b>14</b>
University of Toronto	CC/PR	5	5	6	5	7		28	6	34
	Visa Trainees								13	13
	<b>TOTAL</b>	<b>5</b>	<b>5</b>	<b>6</b>	<b>5</b>	<b>7</b>		<b>28</b>	<b>19</b>	<b>47</b>
McMaster University	CC/PR	2	2	2	2	1		9		9
	Visa Trainees									
	<b>TOTAL</b>	<b>2</b>	<b>2</b>	<b>2</b>	<b>2</b>	<b>1</b>		<b>9</b>		<b>9</b>
University of Western Ontario	CC/PR	3	3	3	5	1		15		15
	Visa Trainees					1		1	1	2
	<b>TOTAL</b>	<b>3</b>	<b>3</b>	<b>3</b>	<b>5</b>	<b>2</b>		<b>16</b>	<b>1</b>	<b>17</b>
University of Manitoba	CC/PR	2	2	1	2	3		10		10
	Visa Trainees				1		1	2		2
	<b>TOTAL</b>	<b>2</b>	<b>2</b>	<b>1</b>	<b>3</b>	<b>3</b>	<b>1</b>	<b>12</b>		<b>12</b>
University of Alberta	CC/PR	2	4	2	3	2		13	2	15
	Visa Trainees								1	1
	<b>TOTAL</b>	<b>2</b>	<b>4</b>	<b>2</b>	<b>3</b>	<b>2</b>		<b>13</b>	<b>3</b>	<b>16</b>
University of Calgary	CC/PR	1	2	1	1	1		6		6
	Visa Trainees									
	<b>TOTAL</b>	<b>1</b>	<b>2</b>	<b>1</b>	<b>1</b>	<b>1</b>		<b>6</b>		<b>6</b>
University of British Columbia	CC/PR	2	2	3	4	2		13		13
	Visa Trainees								3	3
	<b>TOTAL</b>	<b>2</b>	<b>2</b>	<b>3</b>	<b>4</b>	<b>2</b>		<b>13</b>	<b>3</b>	<b>16</b>
Grand Total	CC/PR	31	31	30	35	31		158	9	167
	Visa Trainees	3	2	2	3	3	2	15	20	35
	<b>TOTAL</b>	<b>34</b>	<b>33</b>	<b>32</b>	<b>38</b>	<b>34</b>	<b>2</b>	<b>173</b>	<b>29</b>	<b>202</b>

**Table 2**  
**OTOLARYNGOLOGY - HEAD AND NECK SURGERY**  
**2011-12 Post-M.D. Trainees**  
**(Regular Ministry Funded vs All Other Funding)**  
**Faculty of Medicine Providing Post-M.D. Training**  
**By Rank**

Faculty of Medicine Providing Post-M.D. Training		Residents						Fellows	Total	
		R-1	R-2	R-3	R-4	R-5	R-6	Sub-Total	Fellow	
Dalhousie University	Regular Ministry Funded	2	1	1	3	2		9		9
	Non-Ministry Funded		1			1		2		2
	<b>TOTAL</b>	<b>2</b>	<b>2</b>	<b>1</b>	<b>3</b>	<b>3</b>		<b>11</b>		<b>11</b>
Université Laval	Regular Ministry Funded	2	2	2	2	2		10		10
	Non-Ministry Funded									
	<b>TOTAL</b>	<b>2</b>	<b>2</b>	<b>2</b>	<b>2</b>	<b>2</b>		<b>10</b>		<b>10</b>
Université de Sherbrooke	Regular Ministry Funded	3	1	1	1	3		9		9
	Non-Ministry Funded									
	<b>TOTAL</b>	<b>3</b>	<b>1</b>	<b>1</b>	<b>1</b>	<b>3</b>		<b>9</b>		<b>9</b>
Université de Montréal	Regular Ministry Funded	3	2	2	3	2		12		12
	Non-Ministry Funded									
	<b>TOTAL</b>	<b>3</b>	<b>2</b>	<b>2</b>	<b>3</b>	<b>2</b>		<b>12</b>		<b>12</b>
McGill University	Regular Ministry Funded	2	2	3	2	2		11		11
	Non-Ministry Funded	3	1	2	2	2	1	11	1	12
	<b>TOTAL</b>	<b>5</b>	<b>3</b>	<b>5</b>	<b>4</b>	<b>4</b>	<b>1</b>	<b>22</b>	<b>1</b>	<b>23</b>
University of Ottawa	Regular Ministry Funded	2	3	3	2	2		12		12
	Non-Ministry Funded								2	2
	<b>TOTAL</b>	<b>2</b>	<b>3</b>	<b>3</b>	<b>2</b>	<b>2</b>		<b>12</b>	<b>2</b>	<b>14</b>
University of Toronto	Regular Ministry Funded	5	5	5	5	7		27		27
	Non-Ministry Funded			1				1	19	20
	<b>TOTAL</b>	<b>5</b>	<b>5</b>	<b>6</b>	<b>5</b>	<b>7</b>		<b>28</b>	<b>19</b>	<b>47</b>
McMaster University	Regular Ministry Funded	2	2	2	2	1		9		9
	Non-Ministry Funded									
	<b>TOTAL</b>	<b>2</b>	<b>2</b>	<b>2</b>	<b>2</b>	<b>1</b>		<b>9</b>		<b>9</b>
University of Western Ontario	Regular Ministry Funded	3	3	3	4	1		14		14
	Non-Ministry Funded				1	1		2	1	3
	<b>TOTAL</b>	<b>3</b>	<b>3</b>	<b>3</b>	<b>5</b>	<b>2</b>		<b>16</b>	<b>1</b>	<b>17</b>
University of Manitoba	Regular Ministry Funded	2	2	1	2	2		9		9
	Non-Ministry Funded				1	1	1	3		3
	<b>TOTAL</b>	<b>2</b>	<b>2</b>	<b>1</b>	<b>3</b>	<b>3</b>	<b>1</b>	<b>12</b>		<b>12</b>
University of Alberta	Regular Ministry Funded	2	3	2	3	2		12		12
	Non-Ministry Funded		1					1	3	4
	<b>TOTAL</b>	<b>2</b>	<b>4</b>	<b>2</b>	<b>3</b>	<b>2</b>		<b>13</b>	<b>3</b>	<b>16</b>
University of Calgary	Regular Ministry Funded	1	2	1	1	1		6		6
	Non-Ministry Funded									
	<b>TOTAL</b>	<b>1</b>	<b>2</b>	<b>1</b>	<b>1</b>	<b>1</b>		<b>6</b>		<b>6</b>
University of British Columbia	Regular Ministry Funded	2	2	3	4	2		13		13
	Non-Ministry Funded								3	3
	<b>TOTAL</b>	<b>2</b>	<b>2</b>	<b>3</b>	<b>4</b>	<b>2</b>		<b>13</b>	<b>3</b>	<b>16</b>
Grand Total	Regular Ministry Funded	31	30	29	34	29		153		153
	Non-Ministry Funded	3	3	3	4	5	2	20	29	49
	<b>TOTAL</b>	<b>34</b>	<b>33</b>	<b>32</b>	<b>38</b>	<b>34</b>	<b>2</b>	<b>173</b>	<b>29</b>	<b>202</b>

**Table 1**  
**ORTHOPEDIC SURGERY**  
**2011-12 Post-M.D. Trainees**  
**(Canadian Citizens/Permanent Residents vs Visa Trainees)**  
**Faculty of Medicine Providing Post-M.D. Training**  
**By Rank**

Faculty of Medicine Providing Post-M.D. Training		Residents						Sub-Total	Fellows	Total
		R-1	R-2	R-3	R-4	R-5	R-6		Fellow	
Memorial University	CC/PR	3	2	2	2	2		11		11
	Visa Trainees		1					1		1
	<b>TOTAL</b>	<b>3</b>	<b>3</b>	<b>2</b>	<b>2</b>	<b>2</b>		<b>12</b>		<b>12</b>
Dalhousie University	CC/PR	3	3	4	5	4		19		19
	Visa Trainees	2						2	1	3
	<b>TOTAL</b>	<b>5</b>	<b>3</b>	<b>4</b>	<b>5</b>	<b>4</b>		<b>21</b>	<b>1</b>	<b>22</b>
Université Laval	CC/PR	5	7	7	3	3		25		25
	Visa Trainees									
	<b>TOTAL</b>	<b>5</b>	<b>7</b>	<b>7</b>	<b>3</b>	<b>3</b>		<b>25</b>		<b>25</b>
Université de Sherbrooke	CC/PR	3	5	5	5	4		22		22
	Visa Trainees									
	<b>TOTAL</b>	<b>3</b>	<b>5</b>	<b>5</b>	<b>5</b>	<b>4</b>		<b>22</b>		<b>22</b>
Université de Montréal	CC/PR	8	7	8	6	3	2	34		34
	Visa Trainees					1		1	1	2
	<b>TOTAL</b>	<b>8</b>	<b>7</b>	<b>8</b>	<b>6</b>	<b>4</b>	<b>2</b>	<b>35</b>	<b>1</b>	<b>36</b>
McGill University	CC/PR	8	6	3	4	4		25	1	26
	Visa Trainees	3	4	5	2	3	3	20	5	25
	<b>TOTAL</b>	<b>11</b>	<b>10</b>	<b>8</b>	<b>6</b>	<b>7</b>	<b>3</b>	<b>45</b>	<b>6</b>	<b>51</b>
University of Ottawa	CC/PR	6	6	5	7	6		30	3	33
	Visa Trainees								4	4
	<b>TOTAL</b>	<b>6</b>	<b>6</b>	<b>5</b>	<b>7</b>	<b>6</b>		<b>30</b>	<b>7</b>	<b>37</b>
Queen's University	CC/PR	4	3	3	5	2		17	2	19
	Visa Trainees								2	2
	<b>TOTAL</b>	<b>4</b>	<b>3</b>	<b>3</b>	<b>5</b>	<b>2</b>		<b>17</b>	<b>4</b>	<b>21</b>
University of Toronto	CC/PR	12	12	16	20	15	1	76	35	111
	Visa Trainees								34	34
	<b>TOTAL</b>	<b>12</b>	<b>12</b>	<b>16</b>	<b>20</b>	<b>15</b>	<b>1</b>	<b>76</b>	<b>69</b>	<b>145</b>
McMaster University	CC/PR	5	6	10	5	7		33	5	38
	Visa Trainees				3	6		9	3	12
	<b>TOTAL</b>	<b>5</b>	<b>6</b>	<b>10</b>	<b>8</b>	<b>13</b>		<b>42</b>	<b>8</b>	<b>50</b>
University of Western Ontario	CC/PR	6	6	6	5	6		29	5	34
	Visa Trainees								8	8
	<b>TOTAL</b>	<b>6</b>	<b>6</b>	<b>6</b>	<b>5</b>	<b>6</b>		<b>29</b>	<b>13</b>	<b>42</b>
Northern Ontario School of Medicine	CC/PR	1	1					2		2
	Visa Trainees									
	<b>TOTAL</b>	<b>1</b>	<b>1</b>					<b>2</b>		<b>2</b>
University of Manitoba	CC/PR	3	3	3	4	2		15	1	16
	Visa Trainees								2	2
	<b>TOTAL</b>	<b>3</b>	<b>3</b>	<b>3</b>	<b>4</b>	<b>2</b>		<b>15</b>	<b>3</b>	<b>18</b>
University of Saskatchewan	CC/PR	4	4	4	3	3		18		18
	Visa Trainees									
	<b>TOTAL</b>	<b>4</b>	<b>4</b>	<b>4</b>	<b>3</b>	<b>3</b>		<b>18</b>		<b>18</b>
University of Alberta	CC/PR	3	3	4	3	3		16		16
	Visa Trainees	1	1		1	1		4	2	6
	<b>TOTAL</b>	<b>4</b>	<b>4</b>	<b>4</b>	<b>4</b>	<b>4</b>		<b>20</b>	<b>2</b>	<b>22</b>
University of Calgary	CC/PR	6	6	6	6	7		31	3	34
	Visa Trainees								11	11
	<b>TOTAL</b>	<b>6</b>	<b>6</b>	<b>6</b>	<b>6</b>	<b>7</b>		<b>31</b>	<b>14</b>	<b>45</b>
University of British Columbia	CC/PR	5	6	4	6	8		29	8	37
	Visa Trainees								14	14
	<b>TOTAL</b>	<b>5</b>	<b>6</b>	<b>4</b>	<b>6</b>	<b>8</b>		<b>29</b>	<b>22</b>	<b>51</b>
Grand Total	CC/PR	85	86	90	89	79	3	432	63	495
	Visa Trainees	6	6	5	6	11	3	37	87	124
	<b>TOTAL</b>	<b>91</b>	<b>92</b>	<b>95</b>	<b>95</b>	<b>90</b>	<b>6</b>	<b>469</b>	<b>150</b>	<b>619</b>



**Table 2**  
**ORTHOPEDIC SURGERY**  
**2011-12 Post-M.D. Trainees**  
**(Regular Ministry Funded vs All Other Funding)**  
**Faculty of Medicine Providing Post-M.D. Training**  
**By Rank**

Faculty of Medicine Providing Post-M.D. Training		Residents						Fellows	Total	
		R-1	R-2	R-3	R-4	R-5	R-6	Sub-Total	Fellow	
Memorial University	Regular Ministry Funded	3	3	2	2	2		12		12
	Non-Ministry Funded									
	<b>TOTAL</b>	<b>3</b>	<b>3</b>	<b>2</b>	<b>2</b>	<b>2</b>		<b>12</b>		<b>12</b>
Dalhousie University	Regular Ministry Funded	3	3	3	3	4		16		16
	Non-Ministry Funded	2		1	2			5	1	6
	<b>TOTAL</b>	<b>5</b>	<b>3</b>	<b>4</b>	<b>5</b>	<b>4</b>		<b>21</b>	<b>1</b>	<b>22</b>
Université Laval	Regular Ministry Funded	5	7	7	3	3		25		25
	Non-Ministry Funded									
	<b>TOTAL</b>	<b>5</b>	<b>7</b>	<b>7</b>	<b>3</b>	<b>3</b>		<b>25</b>		<b>25</b>
Université de Sherbrooke	Regular Ministry Funded	3	5	5	5	4		22		22
	Non-Ministry Funded									
	<b>TOTAL</b>	<b>3</b>	<b>5</b>	<b>5</b>	<b>5</b>	<b>4</b>		<b>22</b>		<b>22</b>
Université de Montréal	Regular Ministry Funded	8	7	8	6	4	2	35		35
	Non-Ministry Funded								1	1
	<b>TOTAL</b>	<b>8</b>	<b>7</b>	<b>8</b>	<b>6</b>	<b>4</b>	<b>2</b>	<b>35</b>	<b>1</b>	<b>36</b>
McGill University	Regular Ministry Funded	8	7	4	3	4		26		26
	Non-Ministry Funded	3	3	4	3	3	3	19	6	25
	<b>TOTAL</b>	<b>11</b>	<b>10</b>	<b>8</b>	<b>6</b>	<b>7</b>	<b>3</b>	<b>45</b>	<b>6</b>	<b>51</b>
University of Ottawa	Regular Ministry Funded	6	6	5	7	6		30		30
	Non-Ministry Funded								7	7
	<b>TOTAL</b>	<b>6</b>	<b>6</b>	<b>5</b>	<b>7</b>	<b>6</b>		<b>30</b>	<b>7</b>	<b>37</b>
Queen's University	Regular Ministry Funded	4	3	3	5	2		17		17
	Non-Ministry Funded								4	4
	<b>TOTAL</b>	<b>4</b>	<b>3</b>	<b>3</b>	<b>5</b>	<b>2</b>		<b>17</b>	<b>4</b>	<b>21</b>
University of Toronto	Regular Ministry Funded	12	12	14	15	15	1	69		69
	Non-Ministry Funded			2	5			7	69	76
	<b>TOTAL</b>	<b>12</b>	<b>12</b>	<b>16</b>	<b>20</b>	<b>15</b>	<b>1</b>	<b>76</b>	<b>69</b>	<b>145</b>
McMaster University	Regular Ministry Funded	5	6	10	5	7		33		33
	Non-Ministry Funded				3	6		9	8	17
	<b>TOTAL</b>	<b>5</b>	<b>6</b>	<b>10</b>	<b>8</b>	<b>13</b>		<b>42</b>	<b>8</b>	<b>50</b>
University of Western Ontario	Regular Ministry Funded	6	6	6	5	6		29		29
	Non-Ministry Funded								13	13
	<b>TOTAL</b>	<b>6</b>	<b>6</b>	<b>6</b>	<b>5</b>	<b>6</b>		<b>29</b>	<b>13</b>	<b>42</b>
Northern Ontario School of Medicine	Regular Ministry Funded	1	1					2		2
	Non-Ministry Funded									
	<b>TOTAL</b>	<b>1</b>	<b>1</b>					<b>2</b>		<b>2</b>
University of Manitoba	Regular Ministry Funded	3	3	3	4	2		15		15
	Non-Ministry Funded								3	3
	<b>TOTAL</b>	<b>3</b>	<b>3</b>	<b>3</b>	<b>4</b>	<b>2</b>		<b>15</b>	<b>3</b>	<b>18</b>
University of Saskatchewan	Regular Ministry Funded	4	4	4	3	3		18		18
	Non-Ministry Funded									
	<b>TOTAL</b>	<b>4</b>	<b>4</b>	<b>4</b>	<b>3</b>	<b>3</b>		<b>18</b>		<b>18</b>
University of Alberta	Regular Ministry Funded	3	3	4	3	3		16		16
	Non-Ministry Funded	1	1		1	1		4	2	6
	<b>TOTAL</b>	<b>4</b>	<b>4</b>	<b>4</b>	<b>4</b>	<b>4</b>		<b>20</b>	<b>2</b>	<b>22</b>
University of Calgary	Regular Ministry Funded	6	6	6	6	5		29		29
	Non-Ministry Funded					2		2	14	16
	<b>TOTAL</b>	<b>6</b>	<b>6</b>	<b>6</b>	<b>6</b>	<b>7</b>		<b>31</b>	<b>14</b>	<b>45</b>
University of British Columbia	Regular Ministry Funded	5	6	4	6	8		29		29
	Non-Ministry Funded								22	22
	<b>TOTAL</b>	<b>5</b>	<b>6</b>	<b>4</b>	<b>6</b>	<b>8</b>		<b>29</b>	<b>22</b>	<b>51</b>
Grand Total	Regular Ministry Funded	85	88	88	81	78	3	423		423
	Non-Ministry Funded	6	4	7	14	12	3	46	150	196
	<b>TOTAL</b>	<b>91</b>	<b>92</b>	<b>95</b>	<b>95</b>	<b>90</b>	<b>6</b>	<b>469</b>	<b>150</b>	<b>619</b>

**Table 1**  
**PLASTIC SURGERY**  
**2011-12 Post-M.D. Trainees**  
**(Canadian Citizens/Permanent Residents vs Visa Trainees)**  
**Faculty of Medicine Providing Post-M.D. Training**  
**By Rank**

Faculty of Medicine Providing Post-M.D. Training		Residents						Fellows	Total	
		R-1	R-2	R-3	R-4	R-5	R-6	Sub-Total	Fellow	
Dalhousie University	CC/PR	2	1	2	1	3		9		9
	Visa Trainees						1	1		1
	<b>TOTAL</b>	<b>2</b>	<b>1</b>	<b>2</b>	<b>1</b>	<b>3</b>	<b>1</b>	<b>10</b>		<b>10</b>
Université Laval	CC/PR	2	2					4		4
	Visa Trainees									
	<b>TOTAL</b>	<b>2</b>	<b>2</b>					<b>4</b>		<b>4</b>
Université de Sherbrooke	CC/PR	1	1					2		2
	Visa Trainees									
	<b>TOTAL</b>	<b>1</b>	<b>1</b>					<b>2</b>		<b>2</b>
Université de Montréal	CC/PR	2	2	5	3	5		17	1	18
	Visa Trainees								1	1
	<b>TOTAL</b>	<b>2</b>	<b>2</b>	<b>5</b>	<b>3</b>	<b>5</b>		<b>17</b>	<b>2</b>	<b>19</b>
McGill University	CC/PR	1	1	2	2	3		9		9
	Visa Trainees	1	1	2				4	1	5
	<b>TOTAL</b>	<b>2</b>	<b>2</b>	<b>4</b>	<b>2</b>	<b>3</b>		<b>13</b>	<b>1</b>	<b>14</b>
University of Ottawa	CC/PR	1	2	1	1			5	1	6
	Visa Trainees									
	<b>TOTAL</b>	<b>1</b>	<b>2</b>	<b>1</b>	<b>1</b>			<b>5</b>	<b>1</b>	<b>6</b>
University of Toronto	CC/PR	4	5	7	4	4		24	7	31
	Visa Trainees			1	1	1		3	11	14
	<b>TOTAL</b>	<b>4</b>	<b>5</b>	<b>8</b>	<b>5</b>	<b>5</b>		<b>27</b>	<b>18</b>	<b>45</b>
McMaster University	CC/PR	3	3	4	3	3		16		16
	Visa Trainees									
	<b>TOTAL</b>	<b>3</b>	<b>3</b>	<b>4</b>	<b>3</b>	<b>3</b>		<b>16</b>		<b>16</b>
University of Western Ontario	CC/PR	2	2	2	4			10		10
	Visa Trainees	1						1		1
	<b>TOTAL</b>	<b>3</b>	<b>2</b>	<b>2</b>	<b>4</b>			<b>11</b>		<b>11</b>
University of Manitoba	CC/PR	2	3	3	2	4	1	15	1	16
	Visa Trainees									
	<b>TOTAL</b>	<b>2</b>	<b>3</b>	<b>3</b>	<b>2</b>	<b>4</b>	<b>1</b>	<b>15</b>	<b>1</b>	<b>16</b>
University of Alberta	CC/PR	3	3	4	2	2		14	1	15
	Visa Trainees									
	<b>TOTAL</b>	<b>3</b>	<b>3</b>	<b>4</b>	<b>2</b>	<b>2</b>		<b>14</b>	<b>1</b>	<b>15</b>
University of Calgary	CC/PR	2	2	2	2	1		9		9
	Visa Trainees									
	<b>TOTAL</b>	<b>2</b>	<b>2</b>	<b>2</b>	<b>2</b>	<b>1</b>		<b>9</b>		<b>9</b>
University of British Columbia	CC/PR	2	2	3	3	3		13	3	16
	Visa Trainees								1	1
	<b>TOTAL</b>	<b>2</b>	<b>2</b>	<b>3</b>	<b>3</b>	<b>3</b>		<b>13</b>	<b>4</b>	<b>17</b>
Grand Total	CC/PR	27	29	35	27	28	1	147	14	161
	Visa Trainees	2	1	3	1	1	1	9	14	23
	<b>TOTAL</b>	<b>29</b>	<b>30</b>	<b>38</b>	<b>28</b>	<b>29</b>	<b>2</b>	<b>156</b>	<b>28</b>	<b>184</b>

**Table 2**  
**PLASTIC SURGERY**  
**2011-12 Post-M.D. Trainees**  
**(Regular Ministry Funded vs All Other Funding)**  
**Faculty of Medicine Providing Post-M.D. Training**  
**By Rank**

Faculty of Medicine Providing Post-M.D. Training		Residents							Fellows	Total
		R-1	R-2	R-3	R-4	R-5	R-6	Sub-Total	Fellow	
Dalhousie University	Regular Ministry Funded	2	1	2	1	3		9		9
	Non-Ministry Funded						1	1		1
	<b>TOTAL</b>	<b>2</b>	<b>1</b>	<b>2</b>	<b>1</b>	<b>3</b>	<b>1</b>	<b>10</b>		<b>10</b>
Université Laval	Regular Ministry Funded	2	2					4		4
	Non-Ministry Funded									
	<b>TOTAL</b>	<b>2</b>	<b>2</b>					<b>4</b>		<b>4</b>
Université de Sherbrooke	Regular Ministry Funded	1	1					2		2
	Non-Ministry Funded									
	<b>TOTAL</b>	<b>1</b>	<b>1</b>					<b>2</b>		<b>2</b>
Université de Montréal	Regular Ministry Funded	2	2	5	3	5		17		17
	Non-Ministry Funded								2	2
	<b>TOTAL</b>	<b>2</b>	<b>2</b>	<b>5</b>	<b>3</b>	<b>5</b>		<b>17</b>	<b>2</b>	<b>19</b>
McGill University	Regular Ministry Funded	1	1	2	2	3		9		9
	Non-Ministry Funded	1	1	2				4	1	5
	<b>TOTAL</b>	<b>2</b>	<b>2</b>	<b>4</b>	<b>2</b>	<b>3</b>		<b>13</b>	<b>1</b>	<b>14</b>
University of Ottawa	Regular Ministry Funded	1	2	1	1			5		5
	Non-Ministry Funded								1	1
	<b>TOTAL</b>	<b>1</b>	<b>2</b>	<b>1</b>	<b>1</b>			<b>5</b>	<b>1</b>	<b>6</b>
University of Toronto	Regular Ministry Funded	4	5	6	4	4		23		23
	Non-Ministry Funded			2	1	1		4	18	22
	<b>TOTAL</b>	<b>4</b>	<b>5</b>	<b>8</b>	<b>5</b>	<b>5</b>		<b>27</b>	<b>18</b>	<b>45</b>
McMaster University	Regular Ministry Funded	3	3	4	3	3		16		16
	Non-Ministry Funded									
	<b>TOTAL</b>	<b>3</b>	<b>3</b>	<b>4</b>	<b>3</b>	<b>3</b>		<b>16</b>		<b>16</b>
University of Western Ontario	Regular Ministry Funded	2	2	2	4			10		10
	Non-Ministry Funded	1						1		1
	<b>TOTAL</b>	<b>3</b>	<b>2</b>	<b>2</b>	<b>4</b>			<b>11</b>		<b>11</b>
University of Manitoba	Regular Ministry Funded	2	3	2	2	4	1	14		14
	Non-Ministry Funded			1				1	1	2
	<b>TOTAL</b>	<b>2</b>	<b>3</b>	<b>3</b>	<b>2</b>	<b>4</b>	<b>1</b>	<b>15</b>	<b>1</b>	<b>16</b>
University of Alberta	Regular Ministry Funded	2	2	3	2	2		11		11
	Non-Ministry Funded	1	1	1				3	1	4
	<b>TOTAL</b>	<b>3</b>	<b>3</b>	<b>4</b>	<b>2</b>	<b>2</b>		<b>14</b>	<b>1</b>	<b>15</b>
University of Calgary	Regular Ministry Funded	2	2	2	2	1		9		9
	Non-Ministry Funded									
	<b>TOTAL</b>	<b>2</b>	<b>2</b>	<b>2</b>	<b>2</b>	<b>1</b>		<b>9</b>		<b>9</b>
University of British Columbia	Regular Ministry Funded	2	2	3	3	3		13		13
	Non-Ministry Funded								4	4
	<b>TOTAL</b>	<b>2</b>	<b>2</b>	<b>3</b>	<b>3</b>	<b>3</b>		<b>13</b>	<b>4</b>	<b>17</b>
Grand Total	Regular Ministry Funded	26	28	32	27	28	1	142		142
	Non-Ministry Funded	3	2	6	1	1	1	14	28	42
	<b>TOTAL</b>	<b>29</b>	<b>30</b>	<b>38</b>	<b>28</b>	<b>29</b>	<b>2</b>	<b>156</b>	<b>28</b>	<b>184</b>

**Table 1**  
**UROLOGY**  
**2011-12 Post-M.D. Trainees**  
**(Canadian Citizens/Permanent Residents vs Visa Trainees)**  
**Faculty of Medicine Providing Post-M.D. Training**  
**By**  
**Rank**

Faculty of Medicine Providing Post-M.D. Training		Residents								Fellows	Total
		R-1	R-2	R-3	R-4	R-5	R-6	R-7	Sub-Total	Fellow	
Dalhousie University	CC/PR	3	2	3	3	2			13		13
	Visa Trainees				1				1		1
	<b>TOTAL</b>	<b>3</b>	<b>2</b>	<b>3</b>	<b>4</b>	<b>2</b>			<b>14</b>		<b>14</b>
Université Laval	CC/PR	2	2	2	2	2	1		11		11
	Visa Trainees									2	2
	<b>TOTAL</b>	<b>2</b>	<b>2</b>	<b>2</b>	<b>2</b>	<b>2</b>	<b>1</b>		<b>11</b>	<b>2</b>	<b>13</b>
Université de Sherbrooke	CC/PR	2	3	1					6		6
	Visa Trainees										
	<b>TOTAL</b>	<b>2</b>	<b>3</b>	<b>1</b>					<b>6</b>		<b>6</b>
Université de Montréal	CC/PR	2	3	1	3	3		1	13		13
	Visa Trainees									1	1
	<b>TOTAL</b>	<b>2</b>	<b>3</b>	<b>1</b>	<b>3</b>	<b>3</b>		<b>1</b>	<b>13</b>	<b>1</b>	<b>14</b>
McGill University	CC/PR	2	2	3	3	4			14		14
	Visa Trainees	2	1	1	2	1			7	2	9
	<b>TOTAL</b>	<b>4</b>	<b>3</b>	<b>4</b>	<b>5</b>	<b>5</b>			<b>21</b>	<b>2</b>	<b>23</b>
University of Ottawa	CC/PR	3	4	3	3	3			16	2	18
	Visa Trainees									1	1
	<b>TOTAL</b>	<b>3</b>	<b>4</b>	<b>3</b>	<b>3</b>	<b>3</b>			<b>16</b>	<b>3</b>	<b>19</b>
Queen's University	CC/PR		1	1	1	1			4		4
	Visa Trainees										
	<b>TOTAL</b>		<b>1</b>	<b>1</b>	<b>1</b>	<b>1</b>			<b>4</b>		<b>4</b>
University of Toronto	CC/PR	4	5	5	4	4			22	8	30
	Visa Trainees									15	15
	<b>TOTAL</b>	<b>4</b>	<b>5</b>	<b>5</b>	<b>4</b>	<b>4</b>			<b>22</b>	<b>23</b>	<b>45</b>
McMaster University	CC/PR	3	3	5	1	2			14	1	15
	Visa Trainees									2	2
	<b>TOTAL</b>	<b>3</b>	<b>3</b>	<b>5</b>	<b>1</b>	<b>2</b>			<b>14</b>	<b>3</b>	<b>17</b>
University of Western Ontario	CC/PR	3	3	3	4	1			14	1	15
	Visa Trainees									4	4
	<b>TOTAL</b>	<b>3</b>	<b>3</b>	<b>3</b>	<b>4</b>	<b>1</b>			<b>14</b>	<b>5</b>	<b>19</b>
University of Manitoba	CC/PR	2	2	3	1	2	1		11		11
	Visa Trainees										
	<b>TOTAL</b>	<b>2</b>	<b>2</b>	<b>3</b>	<b>1</b>	<b>2</b>	<b>1</b>		<b>11</b>		<b>11</b>
University of Alberta	CC/PR	3	2	2	2	1			10		10
	Visa Trainees									1	1
	<b>TOTAL</b>	<b>3</b>	<b>2</b>	<b>2</b>	<b>2</b>	<b>1</b>			<b>10</b>	<b>1</b>	<b>11</b>
University of British Columbia	CC/PR	3	3	3	3	3			15	1	16
	Visa Trainees									3	3
	<b>TOTAL</b>	<b>3</b>	<b>3</b>	<b>3</b>	<b>3</b>	<b>3</b>			<b>15</b>	<b>4</b>	<b>19</b>
Grand Total	CC/PR	32	35	35	30	28	2	1	163	13	176
	Visa Trainees	2	1	1	3	1			8	31	39
	<b>TOTAL</b>	<b>34</b>	<b>36</b>	<b>36</b>	<b>33</b>	<b>29</b>	<b>2</b>	<b>1</b>	<b>171</b>	<b>44</b>	<b>215</b>

**Table 2**  
**UROLOGY**  
**2011-12 Post-M.D. Trainees**  
**(Regular Ministry Funded vs All Other Funding)**  
**Faculty of Medicine Providing Post-M.D. Training**  
**By Rank**

Faculty of Medicine Providing Post-M.D. Training		Residents								Fellows	Total
		R-1	R-2	R-3	R-4	R-5	R-6	R-7	Sub-Total	Fellow	
Dalhousie University	Regular Ministry Funded	2	2	2	3	2			11		11
	Non-Ministry Funded	1		1	1				3		3
	<b>TOTAL</b>	<b>3</b>	<b>2</b>	<b>3</b>	<b>4</b>	<b>2</b>			<b>14</b>		<b>14</b>
Université Laval	Regular Ministry Funded	2	2	2	2	2	1		11		11
	Non-Ministry Funded									2	2
	<b>TOTAL</b>	<b>2</b>	<b>2</b>	<b>2</b>	<b>2</b>	<b>2</b>	<b>1</b>		<b>11</b>	<b>2</b>	<b>13</b>
Université de Sherbrooke	Regular Ministry Funded	2	3	1					6		6
	Non-Ministry Funded										
	<b>TOTAL</b>	<b>2</b>	<b>3</b>	<b>1</b>					<b>6</b>		<b>6</b>
Université de Montréal	Regular Ministry Funded	2	3	1	3	3		1	13		13
	Non-Ministry Funded									1	1
	<b>TOTAL</b>	<b>2</b>	<b>3</b>	<b>1</b>	<b>3</b>	<b>3</b>		<b>1</b>	<b>13</b>	<b>1</b>	<b>14</b>
McGill University	Regular Ministry Funded	3	2	3	3	4			15		15
	Non-Ministry Funded	1	1	1	2	1			6	2	8
	<b>TOTAL</b>	<b>4</b>	<b>3</b>	<b>4</b>	<b>5</b>	<b>5</b>			<b>21</b>	<b>2</b>	<b>23</b>
University of Ottawa	Regular Ministry Funded	3	4	3	3	3			16		16
	Non-Ministry Funded									3	3
	<b>TOTAL</b>	<b>3</b>	<b>4</b>	<b>3</b>	<b>3</b>	<b>3</b>			<b>16</b>	<b>3</b>	<b>19</b>
Queen's University	Regular Ministry Funded		1	1	1	1			4		4
	Non-Ministry Funded										
	<b>TOTAL</b>		<b>1</b>	<b>1</b>	<b>1</b>	<b>1</b>			<b>4</b>		<b>4</b>
University of Toronto	Regular Ministry Funded	4	5	5	4	4			22		22
	Non-Ministry Funded									23	23
	<b>TOTAL</b>	<b>4</b>	<b>5</b>	<b>5</b>	<b>4</b>	<b>4</b>			<b>22</b>	<b>23</b>	<b>45</b>
McMaster University	Regular Ministry Funded	3	3	5	1	2			14		14
	Non-Ministry Funded									3	3
	<b>TOTAL</b>	<b>3</b>	<b>3</b>	<b>5</b>	<b>1</b>	<b>2</b>			<b>14</b>	<b>3</b>	<b>17</b>
University of Western Ontario	Regular Ministry Funded	3	3	3	4	1			14		14
	Non-Ministry Funded									5	5
	<b>TOTAL</b>	<b>3</b>	<b>3</b>	<b>3</b>	<b>4</b>	<b>1</b>			<b>14</b>	<b>5</b>	<b>19</b>
University of Manitoba	Regular Ministry Funded	2	2	3	1	2	1		11		11
	Non-Ministry Funded										
	<b>TOTAL</b>	<b>2</b>	<b>2</b>	<b>3</b>	<b>1</b>	<b>2</b>	<b>1</b>		<b>11</b>		<b>11</b>
University of Alberta	Regular Ministry Funded	3	2	1	2				8		8
	Non-Ministry Funded			1		1			2	1	3
	<b>TOTAL</b>	<b>3</b>	<b>2</b>	<b>2</b>	<b>2</b>	<b>1</b>			<b>10</b>	<b>1</b>	<b>11</b>
University of British Columbia	Regular Ministry Funded	3	3	3	3	3			15		15
	Non-Ministry Funded									4	4
	<b>TOTAL</b>	<b>3</b>	<b>3</b>	<b>3</b>	<b>3</b>	<b>3</b>			<b>15</b>	<b>4</b>	<b>19</b>
Grand Total	Regular Ministry Funded	32	35	33	30	27	2	1	160		160
	Non-Ministry Funded	2	1	3	3	2			11	44	55
	<b>TOTAL</b>	<b>34</b>	<b>36</b>	<b>36</b>	<b>33</b>	<b>29</b>	<b>2</b>	<b>1</b>	<b>171</b>	<b>44</b>	<b>215</b>

**Table 1**  
**NEURORADIOLOGY**  
**2011-12 Post-M.D. Trainees**  
**(Canadian Citizens/Permanent Residents vs Visa Trainees)**  
**Faculty of Medicine Providing Post-M.D. Training**  
**By**  
**Rank**

Faculty of Medicine Providing Post-M.D. Training		Residents				Fellows	Total
		R-5	R-6	R-7	Sub-Total	Fellow	
Dalhousie University	CC/PR						
	Visa Trainees					1	1
	<b>TOTAL</b>					<b>1</b>	<b>1</b>
Université de Montréal	CC/PR						
	Visa Trainees					1	1
	<b>TOTAL</b>					<b>1</b>	<b>1</b>
McGill University	CC/PR						
	Visa Trainees	1			1	1	2
	<b>TOTAL</b>	<b>1</b>			<b>1</b>	<b>1</b>	<b>2</b>
University of Ottawa	CC/PR					2	2
	Visa Trainees					1	1
	<b>TOTAL</b>					<b>3</b>	<b>3</b>
University of Toronto	CC/PR		2	2	4	1	5
	Visa Trainees		1		1	7	8
	<b>TOTAL</b>		<b>3</b>	<b>2</b>	<b>5</b>	<b>8</b>	<b>13</b>
University of Western Ontario	CC/PR						
	Visa Trainees					1	1
	<b>TOTAL</b>					<b>1</b>	<b>1</b>
University of Calgary	CC/PR						
	Visa Trainees					2	2
	<b>TOTAL</b>					<b>2</b>	<b>2</b>
University of British Columbia	CC/PR					1	1
	Visa Trainees					4	4
	<b>TOTAL</b>					<b>5</b>	<b>5</b>
Grand Total	CC/PR		2	2	4	4	8
	Visa Trainees	1	1		2	18	20
	<b>TOTAL</b>	<b>1</b>	<b>3</b>	<b>2</b>	<b>6</b>	<b>22</b>	<b>28</b>

**Table 2**  
**NEURORADIOLOGY**  
**2011-12 Post-M.D. Trainees**  
**(Regular Ministry Funded vs All Other Funding)**  
**Faculty of Medicine Providing Post-M.D. Training**  
**By Rank**

Faculty of Medicine Providing Post-M.D. Training		Residents				Fellows	Total
		R-5	R-6	R-7	Sub-Total	Fellow	
Dalhousie University	Regular Ministry Funded					1	1
	Non-Ministry Funded					1	1
	<b>TOTAL</b>					<b>1</b>	<b>1</b>
Université de Montréal	Regular Ministry Funded					1	1
	Non-Ministry Funded					1	1
	<b>TOTAL</b>					<b>1</b>	<b>1</b>
McGill University	Regular Ministry Funded						
	Non-Ministry Funded	1			1	1	2
	<b>TOTAL</b>	<b>1</b>			<b>1</b>	<b>1</b>	<b>2</b>
University of Ottawa	Regular Ministry Funded						
	Non-Ministry Funded					3	3
	<b>TOTAL</b>					<b>3</b>	<b>3</b>
University of Toronto	Regular Ministry Funded		2	2	4		4
	Non-Ministry Funded		1		1	8	9
	<b>TOTAL</b>		<b>3</b>	<b>2</b>	<b>5</b>	<b>8</b>	<b>13</b>
University of Western Ontario	Regular Ministry Funded						
	Non-Ministry Funded					1	1
	<b>TOTAL</b>					<b>1</b>	<b>1</b>
University of Calgary	Regular Ministry Funded						
	Non-Ministry Funded					2	2
	<b>TOTAL</b>					<b>2</b>	<b>2</b>
University of British Columbia	Regular Ministry Funded						
	Non-Ministry Funded					5	5
	<b>TOTAL</b>					<b>5</b>	<b>5</b>
Grand Total	Regular Ministry Funded		2	2	4		4
	Non-Ministry Funded	1	1		2	22	24
	<b>TOTAL</b>	<b>1</b>	<b>3</b>	<b>2</b>	<b>6</b>	<b>22</b>	<b>28</b>

**Table 1  
 PEDIATRIC RADIOLOGY  
 2011-12 Post-M.D. Trainees  
 (Canadian Citizens/Permanent Residents vs Visa Trainees)  
 Faculty of Medicine Providing Post-M.D. Training  
 By  
 Rank**

Faculty of Medicine Providing Post-M.D. Training		Residents	Fellows	Total
		R-6	Fellow	
University of Toronto	CC/PR	1	6	7
	Visa Trainees		15	15
	<b>TOTAL</b>	<b>1</b>	<b>21</b>	<b>22</b>
University of Alberta	CC/PR			
	Visa Trainees		1	1
	<b>TOTAL</b>		<b>1</b>	<b>1</b>
University of British Columbia	CC/PR			
	Visa Trainees		2	2
	<b>TOTAL</b>		<b>2</b>	<b>2</b>
Grand Total	CC/PR	1	6	7
	Visa Trainees		18	18
	<b>TOTAL</b>	<b>1</b>	<b>24</b>	<b>25</b>



**Table 2**  
**PEDIATRIC RADIOLOGY**  
**2011-12 Post-M.D. Trainees**  
**(Regular Ministry Funded vs All Other Funding)**  
**Faculty of Medicine Providing Post-M.D. Training**  
**By**  
**Rank**

Faculty of Medicine Providing Post-M.D. Training		Residents	Fellows	Total
		R-6	Fellow	
University of Toronto	Regular Ministry Funded	1		1
	Non-Ministry Funded		21	21
	<b>TOTAL</b>	<b>1</b>	<b>21</b>	<b>22</b>
University of Alberta	Regular Ministry Funded			
	Non-Ministry Funded		1	1
	<b>TOTAL</b>		<b>1</b>	<b>1</b>
University of British Columbia	Regular Ministry Funded			
	Non-Ministry Funded		2	2
	<b>TOTAL</b>		<b>2</b>	<b>2</b>
Grand Total	Regular Ministry Funded	1		1
	Non-Ministry Funded		24	24
	<b>TOTAL</b>	<b>1</b>	<b>24</b>	<b>25</b>

**Table 1**  
**ADOLESCENT MEDICINE**  
**2011-12 Post-M.D. Trainees**  
**(Canadian Citizens/Permanent Residents vs Visa Trainees)**  
**Faculty of Medicine Providing Post-M.D. Training**  
**By**  
**Rank**

Faculty of Medicine Providing Post-M.D. Training		Residents			Fellows	Total
		R-4	R-5	Sub-Total	Fellow	
Université de Montréal	CC/PR					
	Visa Trainees				2	2
	<b>TOTAL</b>				<b>2</b>	<b>2</b>
McGill University	CC/PR		2	2		2
	Visa Trainees					
	<b>TOTAL</b>		<b>2</b>	<b>2</b>		<b>2</b>
University of Toronto	CC/PR	2	2	4	2	6
	Visa Trainees					
	<b>TOTAL</b>	<b>2</b>	<b>2</b>	<b>4</b>	<b>2</b>	<b>6</b>
University of British Columbia	CC/PR					
	Visa Trainees				1	1
	<b>TOTAL</b>				<b>1</b>	<b>1</b>
Grand Total	CC/PR	2	4	6	2	8
	Visa Trainees				3	3
	<b>TOTAL</b>	<b>2</b>	<b>4</b>	<b>6</b>	<b>5</b>	<b>11</b>

**Table 2  
 ADOLESCENT MEDICINE  
 2011-12 Post-M.D. Trainees  
 (Regular Ministry Funded vs All Other Funding)  
 Faculty of Medicine Providing Post-M.D. Training  
 By  
 Rank**

Faculty of Medicine Providing Post-M.D. Training		Residents			Fellows	Total
		R-4	R-5	Sub-Total	Fellow	
Université de Montréal	Regular Ministry Funded					
	Non-Ministry Funded				2	2
	<b>TOTAL</b>				<b>2</b>	<b>2</b>
McGill University	Regular Ministry Funded		2	2		2
	Non-Ministry Funded					
	<b>TOTAL</b>		<b>2</b>	<b>2</b>		<b>2</b>
University of Toronto	Regular Ministry Funded	2	2	4		4
	Non-Ministry Funded				2	2
	<b>TOTAL</b>	<b>2</b>	<b>2</b>	<b>4</b>	<b>2</b>	<b>6</b>
University of British Columbia	Regular Ministry Funded					
	Non-Ministry Funded				1	1
	<b>TOTAL</b>				<b>1</b>	<b>1</b>
Grand Total	Regular Ministry Funded	2	4	6		6
	Non-Ministry Funded				5	5
	<b>TOTAL</b>	<b>2</b>	<b>4</b>	<b>6</b>	<b>5</b>	<b>11</b>

**Table 1  
CARDIOLOGY  
2011-12 Post-M.D. Trainees  
(Canadian Citizens/Permanent Residents vs Visa Trainees)  
Faculty of Medicine Providing Post-M.D. Training  
By Rank**

Faculty of Medicine Providing Post-M.D. Training			Residents					Fellows	Total
			R-4	R-5	R-6	R-7	Sub-Total	Fellow	
Dalhousie University	Cardiology (Int.Med.)	CC/PR	3	2	2		7		7
		Visa Trainees	1	1			2		2
		TOTAL	4	3	2		9		9
Université Laval	Cardiology (Ped.)	CC/PR				1	1		1
		Visa Trainees							
		TOTAL				1	1		1
Université de Sherbrooke	Cardiology (Int.Med.)	CC/PR	5	6	2		13	2	15
		Visa Trainees						14	14
		TOTAL	5	6	2		13	16	29
Université de Sherbrooke	Cardiology (Ped.)	CC/PR			1		1		1
		Visa Trainees							
		TOTAL			1		1		1
Université de Montréal	Cardiology (Int.Med.)	CC/PR	4	5	3		12		12
		Visa Trainees						1	1
		TOTAL	4	5	3		12	1	13
Université de Montréal	Cardiology (Int.Med.)	CC/PR	5	8	5	5	23		23
		Visa Trainees			1		1	14	15
		TOTAL	5	8	6	5	24	14	38
Université de Montréal	Cardiology (Ped.)	CC/PR	1			1	2		2
		Visa Trainees						1	1
		TOTAL	1			1	2	1	3
McGill University	Cardiology (Int.Med.)	CC/PR	5	4	7		16		16
		Visa Trainees	3		1		4	3	7
		TOTAL	8	4	8		20	3	23
McGill University	Cardiology (Ped.)	CC/PR							
		Visa Trainees	1	1			2		2
		TOTAL	1	1			2		2
University of Ottawa	Cardiology (Int.Med.)	CC/PR	3	2	4	1	10	9	19
		Visa Trainees	1	2			3	9	12
		TOTAL	4	4	4	1	13	18	31
University of Ottawa	Cardiology (Ped.)	CC/PR		2			2		2
		Visa Trainees							
		TOTAL		2			2		2
Queen's University	Cardiology (Int.Med.)	CC/PR	2	2	2		6	1	7
		Visa Trainees						1	1
		TOTAL	2	2	2		6	2	8
University of Toronto	Cardiology (Int.Med.)	CC/PR	8	8	9		25	25	50
		Visa Trainees	1	1	2		4	43	47
		TOTAL	9	9	11		29	68	97
University of Toronto	Cardiology (Ped.)	CC/PR	1	1	2		4	3	7
		Visa Trainees	1				1	17	18
		TOTAL	2	1	2		5	20	25
McMaster University	Cardiology (Int.Med.)	CC/PR	3	4	2		9		9
		Visa Trainees		1			1	9	10
		TOTAL	3	5	2		10	9	19
University of Western Ontario	Cardiology (Int.Med.)	CC/PR	4	2	3		9	2	11
		Visa Trainees	1				1	6	7
		TOTAL	5	2	3		10	8	18

(continued)

**Table 1  
CARDIOLOGY  
2011-12 Post-M.D. Trainees  
(Canadian Citizens/Permanent Residents vs Visa Trainees)  
Faculty of Medicine Providing Post-M.D. Training  
By  
Rank**

Faculty of Medicine Providing Post-M.D. Training			Residents					Fellows	Total
			R-4	R-5	R-6	R-7	Sub-Total	Fellow	
University of Manitoba	Cardiology (Int.Med.)	CC/PR	4	2	2		8		8
		Visa Trainees			1		1		1
		<b>TOTAL</b>	<b>4</b>	<b>2</b>	<b>3</b>		<b>9</b>		<b>9</b>
University of Saskatchewan	Cardiology (Int.Med.)	CC/PR	1	2	2		5		5
		Visa Trainees			1		1		1
		<b>TOTAL</b>	<b>1</b>	<b>2</b>	<b>3</b>		<b>6</b>		<b>6</b>
University of Alberta	Cardiology (Int.Med.)	CC/PR	3	2	3		8	3	11
		Visa Trainees	1	3	1		5	10	15
		<b>TOTAL</b>	<b>4</b>	<b>5</b>	<b>4</b>		<b>13</b>	<b>13</b>	<b>26</b>
	Cardiology (Ped.)	CC/PR	1		2	2	5	1	6
		Visa Trainees	1				1	6	7
		<b>TOTAL</b>	<b>2</b>		<b>2</b>	<b>2</b>	<b>6</b>	<b>7</b>	<b>13</b>
University of Calgary	Cardiology (Int.Med.)	CC/PR	2	3	2	1	8	4	12
		Visa Trainees	1				1	9	10
		<b>TOTAL</b>	<b>3</b>	<b>3</b>	<b>2</b>	<b>1</b>	<b>9</b>	<b>13</b>	<b>22</b>
University of British Columbia	Cardiology (Int.Med.)	CC/PR	6	5	5	1	17	5	22
		Visa Trainees		1	1		2	18	20
		<b>TOTAL</b>	<b>6</b>	<b>6</b>	<b>6</b>	<b>1</b>	<b>19</b>	<b>23</b>	<b>42</b>
	Cardiology (Ped.)	CC/PR		3		1	4		4
		Visa Trainees						1	1
		<b>TOTAL</b>		<b>3</b>		<b>1</b>	<b>4</b>	<b>1</b>	<b>5</b>
Grand Total	Cardiology (Int.Med.)	CC/PR	58	57	53	8	176	51	227
		Visa Trainees	9	9	8		26	137	163
		<b>TOTAL</b>	<b>67</b>	<b>66</b>	<b>61</b>	<b>8</b>	<b>202</b>	<b>188</b>	<b>390</b>
	Cardiology (Ped.)	CC/PR	3	6	5	5	19	4	23
		Visa Trainees	3	1			4	25	29
		<b>TOTAL</b>	<b>6</b>	<b>7</b>	<b>5</b>	<b>5</b>	<b>23</b>	<b>29</b>	<b>52</b>
<b>Total</b>			<b>73</b>	<b>73</b>	<b>66</b>	<b>13</b>	<b>225</b>	<b>217</b>	<b>442</b>

**Table 2  
CARDIOLOGY  
2011-12 Post-M.D. Trainees  
(Regular Ministry Funded vs All Other Funding)  
Faculty of Medicine Providing Post-M.D. Training  
By  
Rank**

Faculty of Medicine Providing Post-M.D. Training			Residents					Fellows	Total
			R-4	R-5	R-6	R-7	Sub-Total	Fellow	
Dalhousie University	Cardiology (Int.Med.)	Regular Ministry Funded	2	2	2		6		6
		Non-Ministry Funded	2	1			3		3
		<b>TOTAL</b>	<b>4</b>	<b>3</b>	<b>2</b>		<b>9</b>		<b>9</b>
	Cardiology (Ped.)	Regular Ministry Funded							
		Non-Ministry Funded				1	1		1
		<b>TOTAL</b>				<b>1</b>	<b>1</b>		<b>1</b>
Université Laval	Cardiology (Int.Med.)	Regular Ministry Funded	5	6	2		13		13
		Non-Ministry Funded						16	16
		<b>TOTAL</b>	<b>5</b>	<b>6</b>	<b>2</b>		<b>13</b>	<b>16</b>	<b>29</b>
	Cardiology (Ped.)	Regular Ministry Funded			1		1		1
		Non-Ministry Funded							
		<b>TOTAL</b>			<b>1</b>		<b>1</b>		<b>1</b>
Université de Sherbrooke	Cardiology (Int.Med.)	Regular Ministry Funded	4	5	3		12		12
		Non-Ministry Funded						1	1
		<b>TOTAL</b>	<b>4</b>	<b>5</b>	<b>3</b>		<b>12</b>	<b>1</b>	<b>13</b>
Université de Montréal	Cardiology (Int.Med.)	Regular Ministry Funded	5	8	6	5	24		24
		Non-Ministry Funded						14	14
		<b>TOTAL</b>	<b>5</b>	<b>8</b>	<b>6</b>	<b>5</b>	<b>24</b>	<b>14</b>	<b>38</b>
	Cardiology (Ped.)	Regular Ministry Funded	1			1	2		2
		Non-Ministry Funded						1	1
		<b>TOTAL</b>	<b>1</b>			<b>1</b>	<b>2</b>	<b>1</b>	<b>3</b>
McGill University	Cardiology (Int.Med.)	Regular Ministry Funded	5	4	7		16		16
		Non-Ministry Funded	3		1		4	3	7
		<b>TOTAL</b>	<b>8</b>	<b>4</b>	<b>8</b>		<b>20</b>	<b>3</b>	<b>23</b>
	Cardiology (Ped.)	Regular Ministry Funded	1	1			2		2
		Non-Ministry Funded	1	1			2		2
		<b>TOTAL</b>	<b>1</b>	<b>1</b>			<b>2</b>		<b>2</b>
University of Ottawa	Cardiology (Int.Med.)	Regular Ministry Funded	3	2	4		9		9
		Non-Ministry Funded	1	2		1	4	18	22
		<b>TOTAL</b>	<b>4</b>	<b>4</b>	<b>4</b>	<b>1</b>	<b>13</b>	<b>18</b>	<b>31</b>
	Cardiology (Ped.)	Regular Ministry Funded		2			2		2
		Non-Ministry Funded							
		<b>TOTAL</b>		<b>2</b>			<b>2</b>		<b>2</b>
Queen's University	Cardiology (Int.Med.)	Regular Ministry Funded	2	2	2		6		6
		Non-Ministry Funded						2	2
		<b>TOTAL</b>	<b>2</b>	<b>2</b>	<b>2</b>		<b>6</b>	<b>2</b>	<b>8</b>
University of Toronto	Cardiology (Int.Med.)	Regular Ministry Funded	8	8	9		25		25
		Non-Ministry Funded	1	1	2		4	68	72
		<b>TOTAL</b>	<b>9</b>	<b>9</b>	<b>11</b>		<b>29</b>	<b>68</b>	<b>97</b>
	Cardiology (Ped.)	Regular Ministry Funded	1	1	1		3		3
		Non-Ministry Funded	1		1		2	20	22
		<b>TOTAL</b>	<b>2</b>	<b>1</b>	<b>2</b>		<b>5</b>	<b>20</b>	<b>25</b>
McMaster University	Cardiology (Int.Med.)	Regular Ministry Funded	3	4	2		9		9
		Non-Ministry Funded		1			1	9	10
		<b>TOTAL</b>	<b>3</b>	<b>5</b>	<b>2</b>		<b>10</b>	<b>9</b>	<b>19</b>
University of Western Ontario	Cardiology (Int.Med.)	Regular Ministry Funded	4	2	3		9		9
		Non-Ministry Funded	1				1	8	9
		<b>TOTAL</b>	<b>5</b>	<b>2</b>	<b>3</b>		<b>10</b>	<b>8</b>	<b>18</b>
University of Manitoba	Cardiology (Int.Med.)	Regular Ministry Funded	4	2	2		8		8
		Non-Ministry Funded			1		1		1
		<b>TOTAL</b>	<b>4</b>	<b>2</b>	<b>3</b>		<b>9</b>		<b>9</b>

(continued)

**Table 2  
CARDIOLOGY  
2011-12 Post-M.D. Trainees  
(Regular Ministry Funded vs All Other Funding)  
Faculty of Medicine Providing Post-M.D. Training  
By  
Rank**

Faculty of Medicine Providing Post-M.D. Training			Residents					Fellows	Total
			R-4	R-5	R-6	R-7	Sub-Total	Fellow	
University of Saskatchewan	Cardiology (Int.Med.)	Regular Ministry Funded	1	2	2		5		5
		Non-Ministry Funded			1		1		1
		<b>TOTAL</b>	<b>1</b>	<b>2</b>	<b>3</b>		<b>6</b>		<b>6</b>
University of Alberta	Cardiology (Int.Med.)	Regular Ministry Funded	3	2	2		7		7
		Non-Ministry Funded	1	3	2		6	13	19
		<b>TOTAL</b>	<b>4</b>	<b>5</b>	<b>4</b>		<b>13</b>	<b>13</b>	<b>26</b>
	Cardiology (Ped.)	Regular Ministry Funded	1		1	1	3		3
		Non-Ministry Funded	1		1	1	3	7	10
		<b>TOTAL</b>	<b>2</b>		<b>2</b>	<b>2</b>	<b>6</b>	<b>7</b>	<b>13</b>
University of Calgary	Cardiology (Int.Med.)	Regular Ministry Funded	2	3	2		7		7
		Non-Ministry Funded	1			1	2	13	15
		<b>TOTAL</b>	<b>3</b>	<b>3</b>	<b>2</b>	<b>1</b>	<b>9</b>	<b>13</b>	<b>22</b>
University of British Columbia	Cardiology (Int.Med.)	Regular Ministry Funded	6	5	5	1	17		17
		Non-Ministry Funded		1	1		2	23	25
		<b>TOTAL</b>	<b>6</b>	<b>6</b>	<b>6</b>	<b>1</b>	<b>19</b>	<b>23</b>	<b>42</b>
	Cardiology (Ped.)	Regular Ministry Funded		3		1	4		4
		Non-Ministry Funded						1	1
		<b>TOTAL</b>		<b>3</b>		<b>1</b>	<b>4</b>	<b>1</b>	<b>5</b>
Grand Total	Cardiology (Int.Med.)	Regular Ministry Funded	57	57	53	6	173		173
		Non-Ministry Funded	10	9	8	2	29	188	217
		<b>TOTAL</b>	<b>67</b>	<b>66</b>	<b>61</b>	<b>8</b>	<b>202</b>	<b>188</b>	<b>390</b>
	Cardiology (Ped.)	Regular Ministry Funded	3	6	3	3	15		15
		Non-Ministry Funded	3	1	2	2	8	29	37
		<b>TOTAL</b>	<b>6</b>	<b>7</b>	<b>5</b>	<b>5</b>	<b>23</b>	<b>29</b>	<b>52</b>
Total									
			73	73	66	13	225	217	442

**Table 1**  
**CLINICAL IMMUNOLOGY AND ALLERGY**  
**2011-12 Post-M.D. Trainees**  
**(Canadian Citizens/Permanent Residents vs Visa Trainees)**  
**Faculty of Medicine Providing Post-M.D. Training**  
**By Rank**

Faculty of Medicine Providing Post-M.D. Training			Residents				Fellows	Total	
			R-4	R-5	R-6	Sub-Total	Fellow		
Dalhousie University	Clin. Imm./Allergy (Ped.)	CC/PR			1	1		1	
		Visa Trainees							
		<b>TOTAL</b>			<b>1</b>	<b>1</b>		<b>1</b>	
Université de Montréal	Clin. Imm./Allergy (Int.Med.)	CC/PR	2	2		4		4	
		Visa Trainees							
		<b>TOTAL</b>	<b>2</b>	<b>2</b>		<b>4</b>		<b>4</b>	
McGill University	Clin. Imm./Allergy (Int.Med.)	CC/PR	1			1		1	
		Visa Trainees							
		<b>TOTAL</b>	<b>1</b>			<b>1</b>		<b>1</b>	
University of Toronto	Clin. Imm./Allergy (Ped.)	CC/PR	2	1		3		3	
		Visa Trainees	2			2		2	
		<b>TOTAL</b>	<b>4</b>	<b>1</b>		<b>5</b>		<b>5</b>	
		CC/PR	2	1		3		3	
University of Toronto	Clin. Imm./Allergy (Int.Med.)	Visa Trainees					1	1	
		<b>TOTAL</b>	<b>2</b>	<b>1</b>		<b>3</b>	<b>1</b>	<b>4</b>	
		CC/PR	3	2		5		5	
		Visa Trainees		1		1	3	4	
McMaster University	Clin. Imm./Allergy (Ped.)	<b>TOTAL</b>	<b>3</b>	<b>3</b>		<b>6</b>	<b>3</b>	<b>9</b>	
		CC/PR	2	1		3	1	4	
		Visa Trainees							
		<b>TOTAL</b>	<b>2</b>	<b>1</b>		<b>3</b>	<b>1</b>	<b>4</b>	
McMaster University	Clin. Imm./Allergy (Int.Med.)	CC/PR	2	1		3		3	
		Visa Trainees							
		<b>TOTAL</b>	<b>2</b>	<b>1</b>		<b>3</b>		<b>3</b>	
		CC/PR	2	1		3		3	
University of Western Ontario	Clin. Imm./Allergy (Ped.)	Visa Trainees							
		<b>TOTAL</b>	<b>2</b>	<b>1</b>		<b>3</b>		<b>3</b>	
		CC/PR	1			1		1	
		Visa Trainees							
University of Western Ontario	Clin. Imm./Allergy (Int.Med.)	<b>TOTAL</b>	<b>1</b>			<b>1</b>		<b>1</b>	
		CC/PR	1	1		2		2	
		Visa Trainees							
		<b>TOTAL</b>	<b>1</b>	<b>1</b>		<b>2</b>		<b>2</b>	
University of Manitoba	Clin. Imm./Allergy (Int.Med.)	CC/PR	1	1		2		2	
		Visa Trainees							
		<b>TOTAL</b>	<b>1</b>	<b>1</b>		<b>2</b>		<b>2</b>	
		CC/PR	1	1	1	3		3	
University of Manitoba	Clin. Imm./Allergy (Ped.)	Visa Trainees		1		1		1	
		<b>TOTAL</b>	<b>1</b>	<b>2</b>	<b>1</b>	<b>4</b>		<b>4</b>	
		CC/PR	1			1		1	
		Visa Trainees							
University of British Columbia	Clin. Imm./Allergy (Ped.)	<b>TOTAL</b>	<b>1</b>			<b>1</b>		<b>1</b>	
		CC/PR	1			1		1	
		Visa Trainees							
		<b>TOTAL</b>	<b>1</b>			<b>1</b>		<b>1</b>	
Grand Total	Clin. Imm./Allergy (Int.Med.)	CC/PR	9	5		14	1	15	
		Visa Trainees					1	1	
		<b>TOTAL</b>	<b>9</b>	<b>5</b>		<b>14</b>	<b>2</b>	<b>16</b>	
		CC/PR	9	5	2	16		16	
Grand Total	Clin. Imm./Allergy (Ped.)	Visa Trainees	2	2		4	3	7	
		<b>TOTAL</b>	<b>11</b>	<b>7</b>	<b>2</b>	<b>20</b>	<b>3</b>	<b>23</b>	
		CC/PR	9	5	2	16		16	
		Visa Trainees	2	2		4	3	7	
<b>Total</b>				<b>20</b>	<b>12</b>	<b>2</b>	<b>34</b>	<b>5</b>	<b>39</b>



**Table 2**  
**CLINICAL IMMUNOLOGY AND ALLERGY**  
**2011-12 Post-M.D. Trainees**  
**(Regular Ministry Funded vs All Other Funding)**  
**Faculty of Medicine Providing Post-M.D. Training**  
**By Rank**

Faculty of Medicine Providing Post-M.D. Training			Residents				Fellows	Total
			R-4	R-5	R-6	Sub-Total	Fellow	
Dalhousie University	Clin. Imm./Allergy (Ped.)	Regular Ministry Funded			1	1		1
		Non-Ministry Funded						
		<b>TOTAL</b>			<b>1</b>	<b>1</b>		<b>1</b>
Université de Montréal	Clin. Imm./Allergy (Int.Med.)	Regular Ministry Funded	2	2		4		4
		Non-Ministry Funded						
		<b>TOTAL</b>	<b>2</b>	<b>2</b>		<b>4</b>		<b>4</b>
McGill University	Clin. Imm./Allergy (Int.Med.)	Regular Ministry Funded	1			1		1
		Non-Ministry Funded						
		<b>TOTAL</b>	<b>1</b>			<b>1</b>		<b>1</b>
	Clin. Imm./Allergy (Ped.)	Regular Ministry Funded	2	1		3		3
		Non-Ministry Funded	2			2		2
		<b>TOTAL</b>	<b>4</b>	<b>1</b>		<b>5</b>		<b>5</b>
University of Toronto	Clin. Imm./Allergy (Int.Med.)	Regular Ministry Funded	2	1		3		3
		Non-Ministry Funded					1	1
		<b>TOTAL</b>	<b>2</b>	<b>1</b>		<b>3</b>	<b>1</b>	<b>4</b>
	Clin. Imm./Allergy (Ped.)	Regular Ministry Funded	3	2		5		5
		Non-Ministry Funded		1		1	3	4
		<b>TOTAL</b>	<b>3</b>	<b>3</b>		<b>6</b>	<b>3</b>	<b>9</b>
McMaster University	Clin. Imm./Allergy (Int.Med.)	Regular Ministry Funded	2	1		3		3
		Non-Ministry Funded					1	1
		<b>TOTAL</b>	<b>2</b>	<b>1</b>		<b>3</b>	<b>1</b>	<b>4</b>
	Clin. Imm./Allergy (Ped.)	Regular Ministry Funded	2	1		3		3
		Non-Ministry Funded						
		<b>TOTAL</b>	<b>2</b>	<b>1</b>		<b>3</b>		<b>3</b>
University of Western Ontario	Clin. Imm./Allergy (Int.Med.)	Regular Ministry Funded	1			1		1
		Non-Ministry Funded						
		<b>TOTAL</b>	<b>1</b>			<b>1</b>		<b>1</b>
University of Manitoba	Clin. Imm./Allergy (Int.Med.)	Regular Ministry Funded	1	1		2		2
		Non-Ministry Funded						
		<b>TOTAL</b>	<b>1</b>	<b>1</b>		<b>2</b>		<b>2</b>
	Clin. Imm./Allergy (Ped.)	Regular Ministry Funded	1	1	1	3		3
		Non-Ministry Funded		1		1		1
		<b>TOTAL</b>	<b>1</b>	<b>2</b>	<b>1</b>	<b>4</b>		<b>4</b>
University of British Columbia	Clin. Imm./Allergy (Ped.)	Regular Ministry Funded	1			1		1
		Non-Ministry Funded						
		<b>TOTAL</b>	<b>1</b>			<b>1</b>		<b>1</b>
Grand Total	Clin. Imm./Allergy (Int.Med.)	Regular Ministry Funded	9	5		14		14
		Non-Ministry Funded					2	2
		<b>TOTAL</b>	<b>9</b>	<b>5</b>		<b>14</b>	<b>2</b>	<b>16</b>
	Clin. Imm./Allergy (Ped.)	Regular Ministry Funded	9	5	1	15		15
		Non-Ministry Funded	2	2	1	5	3	8
		<b>TOTAL</b>	<b>11</b>	<b>7</b>	<b>2</b>	<b>20</b>	<b>3</b>	<b>23</b>
<b>Total</b>								
			20	12	2	34	5	39

**Table 1  
 CLINICAL PHARMACOLOGY AND TOXICOLOGY  
 2011-12 Post-M.D. Trainees  
 (Canadian Citizens/Permanent Residents vs Visa Trainees)  
 Faculty of Medicine Providing Post-M.D. Training  
 By  
 Rank**

Faculty of Medicine Providing Post-M.D. Training			Residents			Fellows	Total
			R-5	R-6	Sub-Total	Fellow	
University of Toronto	Clin. Pharmacology and Toxicology (Int.Med.)	CC/PR	2		2	3	5
		Visa Trainees				1	1
		<b>TOTAL</b>	<b>2</b>		<b>2</b>	<b>4</b>	<b>6</b>
	Clinical Pharmacology and Toxicology (Ped.)	CC/PR				1	1
		Visa Trainees				5	5
		<b>TOTAL</b>				<b>6</b>	<b>6</b>
University of Western Ontario	Clin. Pharmacology and Toxicology (Int.Med.)	CC/PR	1	1	2		2
		Visa Trainees					
		<b>TOTAL</b>	<b>1</b>	<b>1</b>	<b>2</b>		<b>2</b>
Grand Total	Clin. Pharmacology and Toxicology (Int.Med.)	CC/PR	3	1	4	3	7
		Visa Trainees				1	1
		<b>TOTAL</b>	<b>3</b>	<b>1</b>	<b>4</b>	<b>4</b>	<b>8</b>
	Clinical Pharmacology and Toxicology (Ped.)	CC/PR				1	1
		Visa Trainees				5	5
		<b>TOTAL</b>				<b>6</b>	<b>6</b>
<b>Total</b>		<b>3</b>	<b>1</b>	<b>4</b>	<b>10</b>	<b>14</b>	

**Table 2**  
**CLINICAL PHARMACOLOGY AND TOXICOLOGY**  
**2011-12 Post-M.D. Trainees**  
**(Regular Ministry Funded vs All Other Funding)**  
**Faculty of Medicine Providing Post-M.D. Training**  
**By Rank**

Faculty of Medicine Providing Post-M.D. Training			Residents			Fellows	Total
			R-5	R-6	Sub-Total	Fellow	
University of Toronto	Clin. Pharmacology and Toxicology (Int.Med.)	Regular Ministry Funded	2		2		2
		Non-Ministry Funded				4	4
		<b>TOTAL</b>	<b>2</b>		<b>2</b>	<b>4</b>	<b>6</b>
University of Toronto	Clinical Pharmacology and Toxicology (Ped.)	Regular Ministry Funded				6	6
		Non-Ministry Funded				6	6
		<b>TOTAL</b>				<b>6</b>	<b>6</b>
University of Western Ontario	Clin. Pharmacology and Toxicology (Int.Med.)	Regular Ministry Funded	1	1	2		2
		Non-Ministry Funded					
		<b>TOTAL</b>	<b>1</b>	<b>1</b>	<b>2</b>		<b>2</b>
Grand Total	Clin. Pharmacology and Toxicology (Int.Med.)	Regular Ministry Funded	3	1	4		4
		Non-Ministry Funded				4	4
		<b>TOTAL</b>	<b>3</b>	<b>1</b>	<b>4</b>	<b>4</b>	<b>8</b>
Grand Total	Clinical Pharmacology and Toxicology (Ped.)	Regular Ministry Funded				6	6
		Non-Ministry Funded				6	6
		<b>TOTAL</b>				<b>6</b>	<b>6</b>
<b>Total</b>			<b>3</b>	<b>1</b>	<b>4</b>	<b>10</b>	<b>14</b>

**Table 1**  
**CRITICAL CARE**  
**2011-12 Post-M.D. Trainees**  
**(Canadian Citizens/Permanent Residents vs Visa Trainees)**  
**Faculty of Medicine Providing Post-M.D. Training**  
**By**  
**Rank**

Faculty of Medicine Providing Post-M.D. Training			Residents					Fellows	Total
			R-4	R-5	R-6	R-7	Sub-Total	Fellow	
Dalhousie University	Critical Care (Int.Med)	CC/PR	1				1		1
		Visa Trainees							
		TOTAL	1				1		1
	Critical Care (Surgery)	CC/PR			1		1		1
		Visa Trainees							
		TOTAL			1		1		1
Université Laval	Critical Care (Int.Med)	CC/PR			1		1		1
		Visa Trainees						1	1
		TOTAL			1		1	1	2
Université de Montréal	Critical Care (Anes.)	CC/PR			1		1		1
		Visa Trainees							
		TOTAL			1		1		1
	Critical Care (Int.Med)	CC/PR			2		2		2
		Visa Trainees							
		TOTAL			2		2		2
	Critical Care (Ped.)	CC/PR	3	2			5		5
		Visa Trainees						1	1
		TOTAL	3	2			5	1	6
McGill University	Critical Care (Emergency Med.)	CC/PR			2		2		2
		Visa Trainees							
		TOTAL			2		2		2
	Critical Care (Int.Med)	CC/PR	1		2		3		3
		Visa Trainees	1	1			2		2
		TOTAL	2	1	2		5		5
	Critical Care (Ped.)	CC/PR		1			1	1	2
		Visa Trainees	1	1			2		2
		TOTAL	1	2			3	1	4
	Critical Care (Surgery)	CC/PR			1		1		1
		Visa Trainees							
		TOTAL			1		1		1
University of Ottawa	Critical Care (Anes.)	CC/PR			2	1	3		3
		Visa Trainees							
		TOTAL			2	1	3		3
	Critical Care (Emergency Med.)	CC/PR			2		2		2
		Visa Trainees							
		TOTAL			2		2		2
	Critical Care (Int.Med)	CC/PR		1			1	1	2
		Visa Trainees						1	1
		TOTAL		1			1	2	3
	Critical Care (Ped.)	CC/PR	1	1			2	1	3
		Visa Trainees							
		TOTAL	1	1			2	1	3
Queen's University	Critical Care (Anes.)	CC/PR			1		1		1
		Visa Trainees							
		TOTAL			1		1		1
	Critical Care (Int.Med)	CC/PR			2		2		2
		Visa Trainees							
		TOTAL			2		2		2
University of Toronto	Critical Care (Anes.)	CC/PR			1		1		1
		Visa Trainees						1	1
		TOTAL			1		1	1	2

(continued)

**Table 1**  
**CRITICAL CARE**  
**2011-12 Post-M.D. Trainees**  
**(Canadian Citizens/Permanent Residents vs Visa Trainees)**  
**Faculty of Medicine Providing Post-M.D. Training**  
**By Rank**

Faculty of Medicine Providing Post-M.D. Training			Residents					Fellows	Total
			R-4	R-5	R-6	R-7	Sub-Total	Fellow	
University of Toronto	Critical Care (Emergency Med.)	CC/PR			2		2		2
		Visa Trainees							
		TOTAL			2		2		2
	Critical Care (Int.Med)	CC/PR	6	5		3	14	7	21
		Visa Trainees		1			1	19	20
		TOTAL	6	6		3	15	26	41
	Critical Care (Ped.)	CC/PR			2		2	3	5
		Visa Trainees						15	15
		TOTAL			2		2	18	20
	Critical Care (Surgery)	CC/PR						2	2
		Visa Trainees							
		TOTAL						2	2
McMaster University	Critical Care (Int.Med)	CC/PR	3	2		1	6		6
		Visa Trainees				1	1	2	3
		TOTAL	3	2		2	7	2	9
	Critical Care (Ped.)	CC/PR						3	3
		Visa Trainees							
		TOTAL						3	3
Critical Care (Surgery)	CC/PR			1		1		1	
	Visa Trainees								
	TOTAL			1		1		1	
University of Western Ontario	Critical Care (Anes.)	CC/PR			2		2		2
		Visa Trainees							
		TOTAL			2		2		2
	Critical Care (Int.Med)	CC/PR	2	4	1		7		7
		Visa Trainees						3	3
		TOTAL	2	4	1		7	3	10
	Critical Care (Ped.)	CC/PR							
		Visa Trainees						2	2
		TOTAL						2	2
	Critical Care (Surgery)	CC/PR	1		1		2		2
		Visa Trainees							
		TOTAL	1		1		2		2
University of Manitoba	Critical Care (Anes.)	CC/PR				1	1		1
		Visa Trainees							
		TOTAL				1	1		1
	Critical Care (Emergency Med.)	CC/PR				1	1		1
		Visa Trainees							
		TOTAL				1	1		1
Critical Care (Int.Med)	CC/PR	1	2			3		3	
	Visa Trainees				1	1		1	
	TOTAL	1	2		1	4		4	
University of Alberta	Critical Care (Emergency Med.)	CC/PR							
		Visa Trainees						1	1
		TOTAL						1	1
	Critical Care (Int.Med)	CC/PR				1	1		1
		Visa Trainees							
		TOTAL				1	1		1
Critical Care (Ped.)	CC/PR	1		1		2		2	
	Visa Trainees		1			1	3	4	
	TOTAL	1	1	1		3	3	6	

(continued)

**Table 1**  
**CRITICAL CARE**  
**2011-12 Post-M.D. Trainees**  
**(Canadian Citizens/Permanent Residents vs Visa Trainees)**  
**Faculty of Medicine Providing Post-M.D. Training**  
**By Rank**

Faculty of Medicine Providing Post-M.D. Training			Residents					Fellows	Total
			R-4	R-5	R-6	R-7	Sub-Total	Fellow	
University of Alberta	Critical Care (Cardiac Surg.)	CC/PR			1		1		1
		Visa Trainees							
		TOTAL			1		1		1
	Critical Care (Surgery)	CC/PR				1	1		1
		Visa Trainees							
		TOTAL				1	1		1
University of Calgary	Critical Care (Anes.)	CC/PR		1			1		1
		Visa Trainees						1	1
		TOTAL		1			1	1	2
	Critical Care (Emergency Med.)	CC/PR		1			1		1
		Visa Trainees							
		TOTAL		1			1		1
	Critical Care (Int.Med)	CC/PR	1	3	1	1	6		6
		Visa Trainees						1	1
		TOTAL	1	3	1	1	6	1	7
Critical Care (Surgery)	CC/PR			1		1		1	
	Visa Trainees								
	TOTAL			1		1		1	
University of British Columbia	Critical Care (Anes.)	CC/PR			1		1		1
		Visa Trainees						1	1
		TOTAL			1		1	1	2
	Critical Care (Emergency Med.)	CC/PR			1	1	2		2
		Visa Trainees							
		TOTAL			1	1	2		2
	Critical Care (Int.Med)	CC/PR	2		2		4		4
		Visa Trainees				1	1	1	2
		TOTAL	2		2	1	5	1	6
	Critical Care (Ped.)	CC/PR			2		2	1	3
		Visa Trainees						6	6
		TOTAL			2		2	7	9
	Critical Care (Surgery)	CC/PR		1			1		1
		Visa Trainees							
		TOTAL		1			1		1
Grand Total	Critical Care (Anes.)	CC/PR		1	8	2	11		11
		Visa Trainees						3	3
		TOTAL		1	8	2	11	3	14
	Critical Care (Emergency Med.)	CC/PR		1	5	2	8		8
		Visa Trainees			2		2	1	3
		TOTAL		1	7	2	10	1	11
	Critical Care (Int.Med)	CC/PR	17	17	11	6	51	8	59
		Visa Trainees	1	2		3	6	28	34
		TOTAL	18	19	11	9	57	36	93
	Critical Care (Ped.)	CC/PR	5	4	5		14	6	20
		Visa Trainees	1	2			3	30	33
		TOTAL	6	6	5		17	36	53
	Critical Care (Cardiac Surg.)	CC/PR			1		1		1
		Visa Trainees							
		TOTAL			1		1		1
Critical Care (Surgery)	CC/PR	1	1	4	1	7	2	9	
	Visa Trainees			1		1		1	
	TOTAL	1	1	5	1	8	2	10	
Total									
			25	28	37	14	104	78	182

**Table 2**  
**CRITICAL CARE**  
**2011-12 Post-M.D. Trainees**  
**(Regular Ministry Funded vs All Other Funding)**  
**Faculty of Medicine Providing Post-M.D. Training**  
**By Rank**

Faculty of Medicine Providing Post-M.D. Training			Residents					Fellows	Total
			R-4	R-5	R-6	R-7	Sub-Total	Fellow	
Dalhousie University	Critical Care (Int.Med)	Regular Ministry Funded	1				1		1
		Non-Ministry Funded							
		<b>TOTAL</b>	<b>1</b>				<b>1</b>		<b>1</b>
	Critical Care (Surgery)	Regular Ministry Funded			1		1		1
		Non-Ministry Funded							
		<b>TOTAL</b>			<b>1</b>		<b>1</b>		<b>1</b>
Université Laval	Critical Care (Int.Med)	Regular Ministry Funded			1		1		1
		Non-Ministry Funded						1	1
		<b>TOTAL</b>			<b>1</b>		<b>1</b>	<b>1</b>	<b>2</b>
Université de Montréal	Critical Care (Anes.)	Regular Ministry Funded			1		1		1
		Non-Ministry Funded							
		<b>TOTAL</b>			<b>1</b>		<b>1</b>		<b>1</b>
	Critical Care (Int.Med)	Regular Ministry Funded			2		2		2
		Non-Ministry Funded							
		<b>TOTAL</b>			<b>2</b>		<b>2</b>		<b>2</b>
	Critical Care (Ped.)	Regular Ministry Funded	3	2			5		5
		Non-Ministry Funded						1	1
		<b>TOTAL</b>	<b>3</b>	<b>2</b>			<b>5</b>	<b>1</b>	<b>6</b>
McGill University	Critical Care (Emergency Med.)	Regular Ministry Funded							
		Non-Ministry Funded			2		2		2
		<b>TOTAL</b>			<b>2</b>		<b>2</b>		<b>2</b>
	Critical Care (Int.Med)	Regular Ministry Funded	1		2		3		3
		Non-Ministry Funded	1	1			2		2
		<b>TOTAL</b>	<b>2</b>	<b>1</b>	<b>2</b>		<b>5</b>		<b>5</b>
	Critical Care (Ped.)	Regular Ministry Funded		1			1		1
		Non-Ministry Funded	1	1			2	1	3
		<b>TOTAL</b>	<b>1</b>	<b>2</b>			<b>3</b>	<b>1</b>	<b>4</b>
	Critical Care (Surgery)	Regular Ministry Funded							
		Non-Ministry Funded			1		1		1
		<b>TOTAL</b>			<b>1</b>		<b>1</b>		<b>1</b>
University of Ottawa	Critical Care (Anes.)	Regular Ministry Funded			2	1	3		3
		Non-Ministry Funded							
		<b>TOTAL</b>			<b>2</b>	<b>1</b>	<b>3</b>		<b>3</b>
	Critical Care (Emergency Med.)	Regular Ministry Funded			2		2		2
		Non-Ministry Funded							
		<b>TOTAL</b>			<b>2</b>		<b>2</b>		<b>2</b>
	Critical Care (Int.Med)	Regular Ministry Funded		1			1		1
		Non-Ministry Funded						2	2
		<b>TOTAL</b>		<b>1</b>			<b>1</b>	<b>2</b>	<b>3</b>
	Critical Care (Ped.)	Regular Ministry Funded	1	1			2		2
		Non-Ministry Funded						1	1
		<b>TOTAL</b>	<b>1</b>	<b>1</b>			<b>2</b>	<b>1</b>	<b>3</b>
Queen's University	Critical Care (Anes.)	Regular Ministry Funded			1		1		1
		Non-Ministry Funded							
		<b>TOTAL</b>			<b>1</b>		<b>1</b>		<b>1</b>
	Critical Care (Int.Med)	Regular Ministry Funded			2		2		2
		Non-Ministry Funded							
		<b>TOTAL</b>			<b>2</b>		<b>2</b>		<b>2</b>
University of Toronto	Critical Care (Anes.)	Regular Ministry Funded			1		1		1
		Non-Ministry Funded						1	1
		<b>TOTAL</b>			<b>1</b>		<b>1</b>	<b>1</b>	<b>2</b>
	Critical Care (Emergency Med.)	Regular Ministry Funded			2		2		2
		Non-Ministry Funded							
		<b>TOTAL</b>			<b>2</b>		<b>2</b>		<b>2</b>

(continued)

**Table 2**  
**CRITICAL CARE**  
**2011-12 Post-M.D. Trainees**  
**(Regular Ministry Funded vs All Other Funding)**  
**Faculty of Medicine Providing Post-M.D. Training**  
**By Rank**

Faculty of Medicine Providing Post-M.D. Training			Residents					Fellows	Total
			R-4	R-5	R-6	R-7	Sub-Total	Fellow	
University of Toronto	Critical Care (Int.Med)	Regular Ministry Funded	6	5		2	13		13
		Non-Ministry Funded		1		1	2	26	28
		<b>TOTAL</b>	<b>6</b>	<b>6</b>		<b>3</b>	<b>15</b>	<b>26</b>	<b>41</b>
	Critical Care (Ped.)	Regular Ministry Funded			2		2		2
		Non-Ministry Funded						18	18
		<b>TOTAL</b>			<b>2</b>		<b>2</b>	<b>18</b>	<b>20</b>
	Critical Care (Surgery)	Regular Ministry Funded						2	2
		Non-Ministry Funded						2	2
		<b>TOTAL</b>						<b>2</b>	<b>2</b>
McMaster University	Critical Care (Int.Med)	Regular Ministry Funded	3	2		1	6		6
		Non-Ministry Funded				1	1	2	3
		<b>TOTAL</b>	<b>3</b>	<b>2</b>		<b>2</b>	<b>7</b>	<b>2</b>	<b>9</b>
	Critical Care (Ped.)	Regular Ministry Funded							
		Non-Ministry Funded						3	3
		<b>TOTAL</b>						<b>3</b>	<b>3</b>
	Critical Care (Surgery)	Regular Ministry Funded			1		1		1
		Non-Ministry Funded							
		<b>TOTAL</b>			<b>1</b>		<b>1</b>		<b>1</b>
University of Western Ontario	Critical Care (Anes.)	Regular Ministry Funded			1		1		1
		Non-Ministry Funded			1		1		1
		<b>TOTAL</b>			<b>2</b>		<b>2</b>		<b>2</b>
	Critical Care (Int.Med)	Regular Ministry Funded	2	4			6		6
		Non-Ministry Funded			1		1	3	4
		<b>TOTAL</b>	<b>2</b>	<b>4</b>	<b>1</b>		<b>7</b>	<b>3</b>	<b>10</b>
	Critical Care (Ped.)	Regular Ministry Funded							
		Non-Ministry Funded						2	2
		<b>TOTAL</b>						<b>2</b>	<b>2</b>
Critical Care (Surgery)	Regular Ministry Funded	1		1		2		2	
	Non-Ministry Funded								
	<b>TOTAL</b>	<b>1</b>		<b>1</b>		<b>2</b>		<b>2</b>	
University of Manitoba	Critical Care (Anes.)	Regular Ministry Funded				1	1		1
		Non-Ministry Funded							
		<b>TOTAL</b>				<b>1</b>	<b>1</b>		<b>1</b>
	Critical Care (Emergency Med.)	Regular Ministry Funded				1	1		1
		Non-Ministry Funded							
		<b>TOTAL</b>				<b>1</b>	<b>1</b>		<b>1</b>
	Critical Care (Int.Med)	Regular Ministry Funded	1	2			3		3
		Non-Ministry Funded				1	1		1
		<b>TOTAL</b>	<b>1</b>	<b>2</b>		<b>1</b>	<b>4</b>		<b>4</b>
University of Alberta	Critical Care (Emergency Med.)	Regular Ministry Funded						1	1
		Non-Ministry Funded						1	1
		<b>TOTAL</b>						<b>1</b>	<b>1</b>
	Critical Care (Int.Med)	Regular Ministry Funded				1	1		1
		Non-Ministry Funded							
		<b>TOTAL</b>				<b>1</b>	<b>1</b>		<b>1</b>
	Critical Care (Ped.)	Regular Ministry Funded	1		1		2		2
		Non-Ministry Funded		1			1	3	4
		<b>TOTAL</b>	<b>1</b>	<b>1</b>	<b>1</b>		<b>3</b>	<b>3</b>	<b>6</b>
Critical Care (Cardiac Surg.)	Regular Ministry Funded			1		1		1	
	Non-Ministry Funded								
	<b>TOTAL</b>			<b>1</b>		<b>1</b>		<b>1</b>	
Critical Care (Surgery)	Regular Ministry Funded				1	1		1	
	Non-Ministry Funded								
	<b>TOTAL</b>				<b>1</b>	<b>1</b>		<b>1</b>	

(continued)



**Table 2**  
**CRITICAL CARE**  
**2011-12 Post-M.D. Trainees**  
**(Regular Ministry Funded vs All Other Funding)**  
**Faculty of Medicine Providing Post-M.D. Training**  
**By**  
**Rank**

Faculty of Medicine Providing Post-M.D. Training			Residents					Fellows	Total
			R-4	R-5	R-6	R-7	Sub-Total	Fellow	
University of Calgary	Critical Care (Anes.)	Regular Ministry Funded		1			1		1
		Non-Ministry Funded						1	1
		<b>TOTAL</b>		1			1	1	2
	Critical Care (Emergency Med.)	Regular Ministry Funded		1			1		1
		Non-Ministry Funded							
		<b>TOTAL</b>		1			1		1
	Critical Care (Int.Med)	Regular Ministry Funded	1	3	1	1	6		6
		Non-Ministry Funded						1	1
		<b>TOTAL</b>	1	3	1	1	6	1	7
	Critical Care (Surgery)	Regular Ministry Funded			1		1		1
		Non-Ministry Funded							
		<b>TOTAL</b>			1		1		1
University of British Columbia	Critical Care (Anes.)	Regular Ministry Funded			1		1		1
		Non-Ministry Funded						1	1
		<b>TOTAL</b>			1		1	1	2
	Critical Care (Emergency Med.)	Regular Ministry Funded			1	1	2		2
		Non-Ministry Funded							
		<b>TOTAL</b>			1	1	2		2
	Critical Care (Int.Med)	Regular Ministry Funded	2		2		4		4
		Non-Ministry Funded				1	1	1	2
		<b>TOTAL</b>	2		2	1	5	1	6
	Critical Care (Ped.)	Regular Ministry Funded			1		1		1
		Non-Ministry Funded			1		1	7	8
		<b>TOTAL</b>			2		2	7	9
Critical Care (Surgery)	Regular Ministry Funded								
	Non-Ministry Funded		1			1		1	
	<b>TOTAL</b>		1			1		1	
Grand Total	Critical Care (Anes.)	Regular Ministry Funded		1	7	2	10		10
		Non-Ministry Funded			1		1	3	4
		<b>TOTAL</b>		1	8	2	11	3	14
	Critical Care (Emergency Med.)	Regular Ministry Funded		1	5	2	8		8
		Non-Ministry Funded			2		2	1	3
		<b>TOTAL</b>		1	7	2	10	1	11
	Critical Care (Int.Med)	Regular Ministry Funded	17	17	10	5	49		49
		Non-Ministry Funded	1	2	1	4	8	36	44
		<b>TOTAL</b>	18	19	11	9	57	36	93
	Critical Care (Ped.)	Regular Ministry Funded	5	4	4		13		13
		Non-Ministry Funded	1	2	1		4	36	40
		<b>TOTAL</b>	6	6	5		17	36	53
Critical Care (Cardiac Surg.)	Regular Ministry Funded			1		1		1	
	Non-Ministry Funded								
	<b>TOTAL</b>			1		1		1	
Critical Care (Surgery)	Regular Ministry Funded	1		4	1	6		6	
	Non-Ministry Funded		1	1		2	2	4	
	<b>TOTAL</b>	1	1	5	1	8	2	10	
<b>Total</b>		25	28	37	14	104	78	182	

**Table 1  
 DEVELOPMENTAL PEDIATRICS  
 2011-12 Post-M.D. Trainees  
 (Canadian Citizens/Permanent Residents vs Visa Trainees)  
 Faculty of Medicine Providing Post-M.D. Training  
 By  
 Rank**

Faculty of Medicine Providing Post-M.D. Training		Residents				Fellows	Total
		R-4	R-5	R-6	Sub-Total	Fellow	
Université de Montréal	CC/PR	1			1		1
	Visa Trainees						
	<b>TOTAL</b>	<b>1</b>			<b>1</b>		<b>1</b>
McGill University	CC/PR		1		1		1
	Visa Trainees						
	<b>TOTAL</b>		<b>1</b>		<b>1</b>		<b>1</b>
University of Toronto	CC/PR	3			3	1	4
	Visa Trainees					1	1
	<b>TOTAL</b>	<b>3</b>			<b>3</b>	<b>2</b>	<b>5</b>
McMaster University	CC/PR			1	1		1
	Visa Trainees					1	1
	<b>TOTAL</b>			<b>1</b>	<b>1</b>	<b>1</b>	<b>2</b>
University of Alberta	CC/PR					1	1
	Visa Trainees					2	2
	<b>TOTAL</b>					<b>3</b>	<b>3</b>
University of British Columbia	CC/PR		1		1		1
	Visa Trainees					1	1
	<b>TOTAL</b>		<b>1</b>		<b>1</b>	<b>1</b>	<b>2</b>
Grand Total	CC/PR	4	2	1	7	2	9
	Visa Trainees					5	5
	<b>TOTAL</b>	<b>4</b>	<b>2</b>	<b>1</b>	<b>7</b>	<b>7</b>	<b>14</b>

**Table 2  
DEVELOPMENT PEDIATRICS  
2011-12 Post-M.D. Trainees  
(Regular Ministry Funded vs All Other Funding)  
Faculty of Medicine Providing Post-M.D. Training  
By  
Rank**

Faculty of Medicine Providing Post-M.D. Training		Residents				Fellows	Total
		R-4	R-5	R-6	Sub-Total	Fellow	
Université de Montréal	Regular Ministry Funded	1			1		1
	Non-Ministry Funded						
	<b>TOTAL</b>	<b>1</b>			<b>1</b>		<b>1</b>
McGill University	Regular Ministry Funded		1		1		1
	Non-Ministry Funded						
	<b>TOTAL</b>		<b>1</b>		<b>1</b>		<b>1</b>
University of Toronto	Regular Ministry Funded	2			2		2
	Non-Ministry Funded	1			1	2	3
	<b>TOTAL</b>	<b>3</b>			<b>3</b>	<b>2</b>	<b>5</b>
McMaster University	Regular Ministry Funded			1	1		1
	Non-Ministry Funded					1	1
	<b>TOTAL</b>			<b>1</b>	<b>1</b>	<b>1</b>	<b>2</b>
University of Alberta	Regular Ministry Funded						
	Non-Ministry Funded					3	3
	<b>TOTAL</b>					<b>3</b>	<b>3</b>
University of British Columbia	Regular Ministry Funded		1		1		1
	Non-Ministry Funded					1	1
	<b>TOTAL</b>		<b>1</b>		<b>1</b>	<b>1</b>	<b>2</b>
Grand Total	Regular Ministry Funded	3	2	1	6		6
	Non-Ministry Funded	1			1	7	8
	<b>TOTAL</b>	<b>4</b>	<b>2</b>	<b>1</b>	<b>7</b>	<b>7</b>	<b>14</b>

**Table 1**  
**ENDOCRINOLOGY AND METABOLISM**  
**2011-12 Post-M.D. Trainees**  
**(Canadian Citizens/Permanent Residents vs Visa Trainees)**  
**Faculty of Medicine Providing Post-M.D. Training**  
**By Rank**

Faculty of Medicine Providing Post-M.D. Training			Residents				Fellows	Total
			R-4	R-5	R-6	Sub-Total	Fellow	
Dalhousie University	Endocrinology/Met. (Int.Med.)	CC/PR		1		1		1
		Visa Trainees	2			2		2
		<b>TOTAL</b>	<b>2</b>	<b>1</b>		<b>3</b>		<b>3</b>
Université de Sherbrooke	Endocrinology/Met. (Int.Med.)	CC/PR	1	3		4		4
		Visa Trainees						
		<b>TOTAL</b>	<b>1</b>	<b>3</b>		<b>4</b>		<b>4</b>
Université de Montréal	Endocrinology/Met. (Int.Med.)	CC/PR	2	2		4		4
		Visa Trainees						
		<b>TOTAL</b>	<b>2</b>	<b>2</b>		<b>4</b>		<b>4</b>
	Endocrinology/Met. (Ped.)	CC/PR	2			2		2
		Visa Trainees					1	1
		<b>TOTAL</b>	<b>2</b>			<b>2</b>	<b>1</b>	<b>3</b>
McGill University	Endocrinology/Met. (Int.Med.)	CC/PR	4	4		8		8
		Visa Trainees		2	1	3		3
		<b>TOTAL</b>	<b>4</b>	<b>6</b>	<b>1</b>	<b>11</b>		<b>11</b>
	Endocrinology/Met. (Ped.)	CC/PR	1		1	2		2
		Visa Trainees	1	1		2		2
		<b>TOTAL</b>	<b>2</b>	<b>1</b>	<b>1</b>	<b>4</b>		<b>4</b>
University of Ottawa	Endocrinology/Met. (Int.Med.)	CC/PR		3		3	1	4
		Visa Trainees						
		<b>TOTAL</b>		<b>3</b>		<b>3</b>	<b>1</b>	<b>4</b>
	Endocrinology/Met. (Ped.)	CC/PR					1	1
		Visa Trainees					1	1
		<b>TOTAL</b>					<b>2</b>	<b>2</b>
University of Toronto	Endocrinology/Met. (Int.Med.)	CC/PR	5	8		13	2	15
		Visa Trainees					8	8
		<b>TOTAL</b>	<b>5</b>	<b>8</b>		<b>13</b>	<b>10</b>	<b>23</b>
	Endocrinology/Met. (Ped.)	CC/PR		4		4	2	6
		Visa Trainees		1		1	4	5
		<b>TOTAL</b>		<b>5</b>		<b>5</b>	<b>6</b>	<b>11</b>
McMaster University	Endocrinology/Met. (Int.Med.)	CC/PR	1	1		2		2
		Visa Trainees						
		<b>TOTAL</b>	<b>1</b>	<b>1</b>		<b>2</b>		<b>2</b>
University of Western Ontario	Endocrinology/Met. (Int.Med.)	CC/PR	3	2		5	1	6
		Visa Trainees	1			1		1
		<b>TOTAL</b>	<b>4</b>	<b>2</b>		<b>6</b>	<b>1</b>	<b>7</b>
University of Manitoba	Endocrinology/Met. (Int.Med.)	CC/PR	1			1		1
		Visa Trainees						
		<b>TOTAL</b>	<b>1</b>			<b>1</b>		<b>1</b>
University of Alberta	Endocrinology/Met. (Int.Med.)	CC/PR	3	1		4		4
		Visa Trainees					3	3
		<b>TOTAL</b>	<b>3</b>	<b>1</b>		<b>4</b>	<b>3</b>	<b>7</b>

(continued)

**Table 1**  
**ENDOCRINOLOGY AND METABOLISM**  
**2011-12 Post-M.D. Trainees**  
**(Canadian Citizens/Permanent Residents vs Visa Trainees)**  
**Faculty of Medicine Providing Post-M.D. Training**  
**By Rank**

Faculty of Medicine Providing Post-M.D. Training			Residents				Fellows	Total
			R-4	R-5	R-6	Sub-Total	Fellow	
University of Calgary	Endocrinology/Met. (Int.Med.)	CC/PR	1	3		4		4
		Visa Trainees						
		<b>TOTAL</b>	<b>1</b>	<b>3</b>		<b>4</b>		<b>4</b>
	Endocrinology/Met. (Ped.)	CC/PR		2		2		2
		Visa Trainees						
		<b>TOTAL</b>		<b>2</b>		<b>2</b>		<b>2</b>
University of British Columbia	Endocrinology/Met. (Int.Med.)	CC/PR	4	2		6		6
		Visa Trainees					2	2
		<b>TOTAL</b>	<b>4</b>	<b>2</b>		<b>6</b>	<b>2</b>	<b>8</b>
	Endocrinology/Met. (Ped.)	CC/PR		2		2	1	3
		Visa Trainees					2	2
		<b>TOTAL</b>		<b>2</b>		<b>2</b>	<b>3</b>	<b>5</b>
Grand Total	Endocrinology/Met. (Int.Med.)	CC/PR	25	30		55	4	59
		Visa Trainees	3	2	1	6	13	19
		<b>TOTAL</b>	<b>28</b>	<b>32</b>	<b>1</b>	<b>61</b>	<b>17</b>	<b>78</b>
	Endocrinology/Met. (Ped.)	CC/PR	3	8	1	12	4	16
		Visa Trainees	1	2		3	8	11
		<b>TOTAL</b>	<b>4</b>	<b>10</b>	<b>1</b>	<b>15</b>	<b>12</b>	<b>27</b>
<b>Total</b>			<b>32</b>	<b>42</b>	<b>2</b>	<b>76</b>	<b>29</b>	<b>105</b>

**Table 2**  
**ENDOCRINOLOGY AND METABOLISM**  
**2011-12 Post-M.D. Trainees**  
**(Regular Ministry Funded vs All Other Funding)**  
**Faculty of Medicine Providing Post-M.D. Training**  
**By Rank**

Faculty of Medicine Providing Post-M.D. Training			Residents				Fellows	Total
			R-4	R-5	R-6	Sub-Total	Fellow	
Dalhousie University	Endocrinology/Met. (Int.Med.)	Regular Ministry Funded		1		1		1
		Non-Ministry Funded	2			2		2
		<b>TOTAL</b>	<b>2</b>	<b>1</b>		<b>3</b>		<b>3</b>
Université de Sherbrooke	Endocrinology/Met. (Int.Med.)	Regular Ministry Funded	1	3		4		4
		Non-Ministry Funded						
		<b>TOTAL</b>	<b>1</b>	<b>3</b>		<b>4</b>		<b>4</b>
Université de Montréal	Endocrinology/Met. (Int.Med.)	Regular Ministry Funded	2	2		4		4
		Non-Ministry Funded						
		<b>TOTAL</b>	<b>2</b>	<b>2</b>		<b>4</b>		<b>4</b>
	Endocrinology/Met. (Ped.)	Regular Ministry Funded	2			2		2
		Non-Ministry Funded					1	1
		<b>TOTAL</b>	<b>2</b>			<b>2</b>	<b>1</b>	<b>3</b>
McGill University	Endocrinology/Met. (Int.Med.)	Regular Ministry Funded	4	4		8		8
		Non-Ministry Funded		2	1	3		3
		<b>TOTAL</b>	<b>4</b>	<b>6</b>	<b>1</b>	<b>11</b>		<b>11</b>
	Endocrinology/Met. (Ped.)	Regular Ministry Funded	1		1	2		2
		Non-Ministry Funded	1	1		2		2
		<b>TOTAL</b>	<b>2</b>	<b>1</b>	<b>1</b>	<b>4</b>		<b>4</b>
University of Ottawa	Endocrinology/Met. (Int.Med.)	Regular Ministry Funded		3		3		3
		Non-Ministry Funded					1	1
		<b>TOTAL</b>		<b>3</b>		<b>3</b>	<b>1</b>	<b>4</b>
	Endocrinology/Met. (Ped.)	Regular Ministry Funded					2	2
		Non-Ministry Funded						
		<b>TOTAL</b>					<b>2</b>	<b>2</b>
University of Toronto	Endocrinology/Met. (Int.Med.)	Regular Ministry Funded	5	7		12		12
		Non-Ministry Funded		1		1	10	11
		<b>TOTAL</b>	<b>5</b>	<b>8</b>		<b>13</b>	<b>10</b>	<b>23</b>
	Endocrinology/Met. (Ped.)	Regular Ministry Funded		1		1		1
		Non-Ministry Funded		4		4	6	10
		<b>TOTAL</b>		<b>5</b>		<b>5</b>	<b>6</b>	<b>11</b>
McMaster University	Endocrinology/Met. (Int.Med.)	Regular Ministry Funded	1	1		2		2
		Non-Ministry Funded						
		<b>TOTAL</b>	<b>1</b>	<b>1</b>		<b>2</b>		<b>2</b>
University of Western Ontario	Endocrinology/Met. (Int.Med.)	Regular Ministry Funded	3	2		5		5
		Non-Ministry Funded	1			1	1	2
		<b>TOTAL</b>	<b>4</b>	<b>2</b>		<b>6</b>	<b>1</b>	<b>7</b>
University of Manitoba	Endocrinology/Met. (Int.Med.)	Regular Ministry Funded	1			1		1
		Non-Ministry Funded						
		<b>TOTAL</b>	<b>1</b>			<b>1</b>		<b>1</b>
University of Alberta	Endocrinology/Met. (Int.Med.)	Regular Ministry Funded	3	1		4		4
		Non-Ministry Funded					3	3
		<b>TOTAL</b>	<b>3</b>	<b>1</b>		<b>4</b>	<b>3</b>	<b>7</b>
University of Calgary	Endocrinology/Met. (Int.Med.)	Regular Ministry Funded	1	3		4		4
		Non-Ministry Funded						
		<b>TOTAL</b>	<b>1</b>	<b>3</b>		<b>4</b>		<b>4</b>
	Endocrinology/Met. (Ped.)	Regular Ministry Funded		2		2		2
		Non-Ministry Funded						
		<b>TOTAL</b>		<b>2</b>		<b>2</b>		<b>2</b>

(continued)

**Table 2**  
**ENDOCRINOLOGY AND METABOLISM**  
**2011-12 Post-M.D. Trainees**  
**(Regular Ministry Funded vs All Other Funding)**  
**Faculty of Medicine Providing Post-M.D. Training**  
**By Rank**

Faculty of Medicine Providing Post-M.D. Training			Residents				Fellows	Total
			R-4	R-5	R-6	Sub-Total	Fellow	
University of British Columbia	Endocrinology/Met. (Int.Med.)	Regular Ministry Funded	4	2		6		6
		Non-Ministry Funded					2	2
		<b>TOTAL</b>	<b>4</b>	<b>2</b>		<b>6</b>	<b>2</b>	<b>8</b>
	Endocrinology/Met. (Ped.)	Regular Ministry Funded		2		2		2
		Non-Ministry Funded					3	3
		<b>TOTAL</b>		<b>2</b>		<b>2</b>	<b>3</b>	<b>5</b>
Grand Total	Endocrinology/Met. (Int.Med.)	Regular Ministry Funded	25	29		54		54
		Non-Ministry Funded	3	3	1	7	17	24
		<b>TOTAL</b>	<b>28</b>	<b>32</b>	<b>1</b>	<b>61</b>	<b>17</b>	<b>78</b>
	Endocrinology/Met. (Ped.)	Regular Ministry Funded	3	5	1	9		9
		Non-Ministry Funded	1	5		6	12	18
		<b>TOTAL</b>	<b>4</b>	<b>10</b>	<b>1</b>	<b>15</b>	<b>12</b>	<b>27</b>
<b>Total</b>			<b>32</b>	<b>42</b>	<b>2</b>	<b>76</b>	<b>29</b>	<b>105</b>

**Table 1**  
**GASTROENTEROLOGY**  
**2011-12 Post-M.D. Trainees**  
**(Canadian Citizens/Permanent Residents vs Visa Trainees)**  
**Faculty of Medicine Providing Post-M.D. Training**  
**By Rank**

Faculty of Medicine Providing Post-M.D. Training			Residents					Fellows	Total
			R-4	R-5	R-6	R-7	Sub-Total	Fellow	
Dalhousie University	Gastroenterology (Int.Med.)	CC/PR	3	3			6		6
		Visa Trainees							
		<b>TOTAL</b>	<b>3</b>	<b>3</b>			<b>6</b>		<b>6</b>
Université Laval	Gastroenterology (Int.Med.)	CC/PR	1	3			4		4
		Visa Trainees							
		<b>TOTAL</b>	<b>1</b>	<b>3</b>			<b>4</b>		<b>4</b>
Université de Sherbrooke	Gastroenterology (Int.Med.)	CC/PR	3	3			6		6
		Visa Trainees							
		<b>TOTAL</b>	<b>3</b>	<b>3</b>			<b>6</b>		<b>6</b>
Université de Montréal	Gastroenterology (Int.Med.)	CC/PR	4	4			8		8
		Visa Trainees							
		<b>TOTAL</b>	<b>4</b>	<b>4</b>			<b>8</b>		<b>8</b>
	Gastroenterology (Ped.)	CC/PR		1			1		1
		Visa Trainees						2	2
		<b>TOTAL</b>		<b>1</b>			<b>1</b>	<b>2</b>	<b>3</b>
McGill University	Gastroenterology (Int.Med.)	CC/PR	5	1	2		8		8
		Visa Trainees		1	1		2	1	3
		<b>TOTAL</b>	<b>5</b>	<b>2</b>	<b>3</b>		<b>10</b>	<b>1</b>	<b>11</b>
	Gastroenterology (Ped.)	CC/PR			1		1		1
		Visa Trainees							
		<b>TOTAL</b>			<b>1</b>		<b>1</b>		<b>1</b>
University of Ottawa	Gastroenterology (Int.Med.)	CC/PR	3	3			6		6
		Visa Trainees	1				1		1
		<b>TOTAL</b>	<b>4</b>	<b>3</b>			<b>7</b>		<b>7</b>
Queen's University	Gastroenterology (Int.Med.)	CC/PR	2	2			4		4
		Visa Trainees							
		<b>TOTAL</b>	<b>2</b>	<b>2</b>			<b>4</b>		<b>4</b>
University of Toronto	Gastroenterology (Int.Med.)	CC/PR	7	5			12	7	19
		Visa Trainees	3	1			4	10	14
		<b>TOTAL</b>	<b>10</b>	<b>6</b>			<b>16</b>	<b>17</b>	<b>33</b>
	Gastroenterology (Ped.)	CC/PR	1	4			5	1	6
		Visa Trainees						7	7
		<b>TOTAL</b>	<b>1</b>	<b>4</b>			<b>5</b>	<b>8</b>	<b>13</b>
McMaster University	Gastroenterology (Int.Med.)	CC/PR	5	3			8		8
		Visa Trainees	1		1		2	5	7
		<b>TOTAL</b>	<b>6</b>	<b>3</b>	<b>1</b>		<b>10</b>	<b>5</b>	<b>15</b>
	Gastroenterology (Ped.)	CC/PR							
		Visa Trainees						1	1
		<b>TOTAL</b>						<b>1</b>	<b>1</b>
University of Western Ontario	Gastroenterology (Int.Med.)	CC/PR	2	3			5	1	6
		Visa Trainees	1				1	2	3
		<b>TOTAL</b>	<b>3</b>	<b>3</b>			<b>6</b>	<b>3</b>	<b>9</b>
University of Manitoba	Gastroenterology (Int.Med.)	CC/PR	3	1	1		5	1	6
		Visa Trainees							
		<b>TOTAL</b>	<b>3</b>	<b>1</b>	<b>1</b>		<b>5</b>	<b>1</b>	<b>6</b>

(continued)



**Table 1**  
**GASTROENTEROLOGY**  
**2011-12 Post-M.D. Trainees**  
**(Canadian Citizens/Permanent Residents vs Visa Trainees)**  
**Faculty of Medicine Providing Post-M.D. Training**  
**By Rank**

Faculty of Medicine Providing Post-M.D. Training			Residents					Fellows	Total
			R-4	R-5	R-6	R-7	Sub-Total	Fellow	
University of Alberta	Gastroenterology (Int.Med.)	CC/PR	2	5			7	2	9
		Visa Trainees						1	1
		<b>TOTAL</b>	<b>2</b>	<b>5</b>			<b>7</b>	<b>3</b>	<b>10</b>
University of Alberta	Gastroenterology (Ped.)	CC/PR		2			2		2
		Visa Trainees						1	1
		<b>TOTAL</b>		<b>2</b>			<b>2</b>	<b>1</b>	<b>3</b>
University of Calgary	Gastroenterology (Int.Med.)	CC/PR	2	5			7	4	11
		Visa Trainees						2	2
		<b>TOTAL</b>	<b>2</b>	<b>5</b>			<b>7</b>	<b>6</b>	<b>13</b>
University of Calgary	Gastroenterology (Ped.)	CC/PR	1	3	1		5		5
		Visa Trainees							
		<b>TOTAL</b>	<b>1</b>	<b>3</b>	<b>1</b>		<b>5</b>		<b>5</b>
University of British Columbia	Gastroenterology (Int.Med.)	CC/PR	3	2			5		5
		Visa Trainees		1			1	3	4
		<b>TOTAL</b>	<b>3</b>	<b>3</b>			<b>6</b>	<b>3</b>	<b>9</b>
University of British Columbia	Gastroenterology (Ped.)	CC/PR	1			1	2		2
		Visa Trainees						3	3
		<b>TOTAL</b>	<b>1</b>			<b>1</b>	<b>2</b>	<b>3</b>	<b>5</b>
Grand Total	Gastroenterology (Int.Med.)	CC/PR	45	43	3		91	15	106
		Visa Trainees	6	3	2		11	24	35
		<b>TOTAL</b>	<b>51</b>	<b>46</b>	<b>5</b>		<b>102</b>	<b>39</b>	<b>141</b>
Grand Total	Gastroenterology (Ped.)	CC/PR	3	10	2	1	16	1	17
		Visa Trainees						14	14
		<b>TOTAL</b>	<b>3</b>	<b>10</b>	<b>2</b>	<b>1</b>	<b>16</b>	<b>15</b>	<b>31</b>
<b>Total</b>		<b>54</b>	<b>56</b>	<b>7</b>	<b>1</b>	<b>118</b>	<b>54</b>	<b>172</b>	

**Table 2**  
**GASTROENTEROLOGY**  
**2011-12 Post-M.D. Trainees**  
**(Regular Ministry Funded vs All Other Funding)**  
**Faculty of Medicine Providing Post-M.D. Training**  
**By**  
**Rank**

Faculty of Medicine Providing Post-M.D. Training			Residents					Fellows	Total
			R-4	R-5	R-6	R-7	Sub-Total	Fellow	
Dalhousie University	Gastroenterology (Int.Med.)	Regular Ministry Funded	3	3			6		6
		Non-Ministry Funded							
		<b>TOTAL</b>	<b>3</b>	<b>3</b>			<b>6</b>		<b>6</b>
Université Laval	Gastroenterology (Int.Med.)	Regular Ministry Funded	1	3			4		4
		Non-Ministry Funded							
		<b>TOTAL</b>	<b>1</b>	<b>3</b>			<b>4</b>		<b>4</b>
Université de Sherbrooke	Gastroenterology (Int.Med.)	Regular Ministry Funded	3	3			6		6
		Non-Ministry Funded							
		<b>TOTAL</b>	<b>3</b>	<b>3</b>			<b>6</b>		<b>6</b>
Université de Montréal	Gastroenterology (Int.Med.)	Regular Ministry Funded	4	4			8		8
		Non-Ministry Funded							
		<b>TOTAL</b>	<b>4</b>	<b>4</b>			<b>8</b>		<b>8</b>
	Gastroenterology (Ped.)	Regular Ministry Funded		1			1		1
		Non-Ministry Funded						2	2
		<b>TOTAL</b>		<b>1</b>			<b>1</b>	<b>2</b>	<b>3</b>
McGill University	Gastroenterology (Int.Med.)	Regular Ministry Funded	5	1	1		7		7
		Non-Ministry Funded		1	2		3	1	4
		<b>TOTAL</b>	<b>5</b>	<b>2</b>	<b>3</b>		<b>10</b>	<b>1</b>	<b>11</b>
	Gastroenterology (Ped.)	Regular Ministry Funded			1		1		1
		Non-Ministry Funded							
		<b>TOTAL</b>			<b>1</b>		<b>1</b>		<b>1</b>
University of Ottawa	Gastroenterology (Int.Med.)	Regular Ministry Funded	3	3			6		6
		Non-Ministry Funded	1				1		1
		<b>TOTAL</b>	<b>4</b>	<b>3</b>			<b>7</b>		<b>7</b>
Queen's University	Gastroenterology (Int.Med.)	Regular Ministry Funded	2	2			4		4
		Non-Ministry Funded							
		<b>TOTAL</b>	<b>2</b>	<b>2</b>			<b>4</b>		<b>4</b>
University of Toronto	Gastroenterology (Int.Med.)	Regular Ministry Funded	7	4			11		11
		Non-Ministry Funded	3	2			5	17	22
		<b>TOTAL</b>	<b>10</b>	<b>6</b>			<b>16</b>	<b>17</b>	<b>33</b>
	Gastroenterology (Ped.)	Regular Ministry Funded	1	2			3		3
		Non-Ministry Funded		2			2	8	10
		<b>TOTAL</b>	<b>1</b>	<b>4</b>			<b>5</b>	<b>8</b>	<b>13</b>
McMaster University	Gastroenterology (Int.Med.)	Regular Ministry Funded	5	3			8		8
		Non-Ministry Funded	1		1		2	5	7
		<b>TOTAL</b>	<b>6</b>	<b>3</b>	<b>1</b>		<b>10</b>	<b>5</b>	<b>15</b>
	Gastroenterology (Ped.)	Regular Ministry Funded						1	1
		Non-Ministry Funded						1	1
		<b>TOTAL</b>						<b>1</b>	<b>1</b>
University of Western Ontario	Gastroenterology (Int.Med.)	Regular Ministry Funded	2	2			4		4
		Non-Ministry Funded	1	1			2	3	5
		<b>TOTAL</b>	<b>3</b>	<b>3</b>			<b>6</b>	<b>3</b>	<b>9</b>
University of Manitoba	Gastroenterology (Int.Med.)	Regular Ministry Funded	3	1	1		5	1	6
		Non-Ministry Funded							
		<b>TOTAL</b>	<b>3</b>	<b>1</b>	<b>1</b>		<b>5</b>	<b>1</b>	<b>6</b>
University of Alberta	Gastroenterology (Int.Med.)	Regular Ministry Funded	2	5			7		7
		Non-Ministry Funded						3	3
		<b>TOTAL</b>	<b>2</b>	<b>5</b>			<b>7</b>	<b>3</b>	<b>10</b>
	Gastroenterology (Ped.)	Regular Ministry Funded		2			2		2
		Non-Ministry Funded						1	1
		<b>TOTAL</b>		<b>2</b>			<b>2</b>	<b>1</b>	<b>3</b>

(continued)

**Table 2**  
**GASTROENTEROLOGY**  
**2011-12 Post-M.D. Trainees**  
**(Regular Ministry Funded vs All Other Funding)**  
**Faculty of Medicine Providing Post-M.D. Training**  
**By**  
**Rank**

Faculty of Medicine Providing Post-M.D. Training			Residents					Fellows	Total
			R-4	R-5	R-6	R-7	Sub-Total	Fellow	
University of Calgary	Gastroenterology (Int.Med.)	Regular Ministry Funded	2	5			7		7
		Non-Ministry Funded						6	6
		<b>TOTAL</b>	<b>2</b>	<b>5</b>			<b>7</b>	<b>6</b>	<b>13</b>
University of British Columbia	Gastroenterology (Ped.)	Regular Ministry Funded	1	2	1		4		4
		Non-Ministry Funded		1			1		1
		<b>TOTAL</b>	<b>1</b>	<b>3</b>	<b>1</b>		<b>5</b>		<b>5</b>
University of British Columbia	Gastroenterology (Int.Med.)	Regular Ministry Funded	3	2			5		5
		Non-Ministry Funded		1			1	3	4
		<b>TOTAL</b>	<b>3</b>	<b>3</b>			<b>6</b>	<b>3</b>	<b>9</b>
University of British Columbia	Gastroenterology (Ped.)	Regular Ministry Funded	1			1	2		2
		Non-Ministry Funded						3	3
		<b>TOTAL</b>	<b>1</b>			<b>1</b>	<b>2</b>	<b>3</b>	<b>5</b>
Grand Total	Gastroenterology (Int.Med.)	Regular Ministry Funded	45	41	2		88	1	89
		Non-Ministry Funded	6	5	3		14	38	52
		<b>TOTAL</b>	<b>51</b>	<b>46</b>	<b>5</b>		<b>102</b>	<b>39</b>	<b>141</b>
Grand Total	Gastroenterology (Ped.)	Regular Ministry Funded	3	7	2	1	13		13
		Non-Ministry Funded		3			3	15	18
		<b>TOTAL</b>	<b>3</b>	<b>10</b>	<b>2</b>	<b>1</b>	<b>16</b>	<b>15</b>	<b>31</b>
<b>Total</b>			<b>54</b>	<b>56</b>	<b>7</b>	<b>1</b>	<b>118</b>	<b>54</b>	<b>172</b>

**Table 1**  
**GENERAL INTERNAL MEDICINE**  
**2011-12 Post-M.D. Trainees**  
**(Canadian Citizens/Permanent Residents vs Visa Trainees)**  
**Faculty of Medicine Providing Post-M.D. Training**  
**By**  
**Rank**

Faculty of Medicine Providing Post-M.D. Training		Residents		Total
		R-4	R-5	
Université Laval	CC/PR	2	9	11
	Visa Trainees			
	<b>TOTAL</b>	<b>2</b>	<b>9</b>	<b>11</b>
Université de Sherbrooke	CC/PR	6	2	8
	Visa Trainees			
	<b>TOTAL</b>	<b>6</b>	<b>2</b>	<b>8</b>
McGill University	CC/PR	2	10	12
	Visa Trainees			
	<b>TOTAL</b>	<b>2</b>	<b>10</b>	<b>12</b>
Queen's University	CC/PR	2	1	3
	Visa Trainees			
	<b>TOTAL</b>	<b>2</b>	<b>1</b>	<b>3</b>
University of Toronto	CC/PR	11		11
	Visa Trainees			
	<b>TOTAL</b>	<b>11</b>		<b>11</b>
University of Western Ontario	CC/PR	3		3
	Visa Trainees			
	<b>TOTAL</b>	<b>3</b>		<b>3</b>
University of Manitoba	CC/PR	1	1	2
	Visa Trainees			
	<b>TOTAL</b>	<b>1</b>	<b>1</b>	<b>2</b>
University of Saskatchewan	CC/PR	3		3
	Visa Trainees			
	<b>TOTAL</b>	<b>3</b>		<b>3</b>
University of Calgary	CC/PR	1		1
	Visa Trainees			
	<b>TOTAL</b>	<b>1</b>		<b>1</b>
University of British Columbia	CC/PR	7	4	11
	Visa Trainees			
	<b>TOTAL</b>	<b>7</b>	<b>4</b>	<b>11</b>
Grand Total	CC/PR	38	27	65
	Visa Trainees			
	<b>TOTAL</b>	<b>38</b>	<b>27</b>	<b>65</b>

**Table 2**  
**GENERAL INTERNAL MEDICINE**  
**2011-12 Post-M.D. Trainees**  
**(Regular Ministry Funded vs All Other Funding)**  
**Faculty of Medicine Providing Post-M.D. Training**  
**By**  
**Rank**

Faculty of Medicine Providing Post-M.D. Training		Residents		Total
		R-4	R-5	
Université Laval	Regular Ministry Funded	2	9	11
	Non-Ministry Funded			
	<b>TOTAL</b>	<b>2</b>	<b>9</b>	<b>11</b>
Université de Sherbrooke	Regular Ministry Funded	6	2	8
	Non-Ministry Funded			
	<b>TOTAL</b>	<b>6</b>	<b>2</b>	<b>8</b>
McGill University	Regular Ministry Funded	2	10	12
	Non-Ministry Funded			
	<b>TOTAL</b>	<b>2</b>	<b>10</b>	<b>12</b>
Queen's University	Regular Ministry Funded	2	1	3
	Non-Ministry Funded			
	<b>TOTAL</b>	<b>2</b>	<b>1</b>	<b>3</b>
University of Toronto	Regular Ministry Funded	11		11
	Non-Ministry Funded			
	<b>TOTAL</b>	<b>11</b>		<b>11</b>
University of Western Ontario	Regular Ministry Funded	3		3
	Non-Ministry Funded			
	<b>TOTAL</b>	<b>3</b>		<b>3</b>
University of Manitoba	Regular Ministry Funded	1	1	2
	Non-Ministry Funded			
	<b>TOTAL</b>	<b>1</b>	<b>1</b>	<b>2</b>
University of Saskatchewan	Regular Ministry Funded			
	Non-Ministry Funded	3		3
	<b>TOTAL</b>	<b>3</b>		<b>3</b>
University of Calgary	Regular Ministry Funded	1		1
	Non-Ministry Funded			
	<b>TOTAL</b>	<b>1</b>		<b>1</b>
University of British Columbia	Regular Ministry Funded	7	4	11
	Non-Ministry Funded			
	<b>TOTAL</b>	<b>7</b>	<b>4</b>	<b>11</b>
Grand Total	Regular Ministry Funded	35	27	62
	Non-Ministry Funded	3		3
	<b>TOTAL</b>	<b>38</b>	<b>27</b>	<b>65</b>

**Table 1  
GERIATRIC MEDICINE  
2011-12 Post-M.D. Trainees  
(Canadian Citizens/Permanent Residents vs Visa Trainees)  
Faculty of Medicine Providing Post-M.D. Training  
By  
Rank**

Faculty of Medicine Providing Post-M.D. Training		Residents			Fellows	Total
		R-4	R-5	Sub-Total	Fellow	
Dalhousie University	CC/PR	1		1		1
	Visa Trainees					
	<b>TOTAL</b>	<b>1</b>		<b>1</b>		<b>1</b>
Université Laval	CC/PR	1		1		1
	Visa Trainees					
	<b>TOTAL</b>	<b>1</b>		<b>1</b>		<b>1</b>
Université de Sherbrooke	CC/PR		1	1		1
	Visa Trainees					
	<b>TOTAL</b>		<b>1</b>	<b>1</b>		<b>1</b>
McGill University	CC/PR	1		1		1
	Visa Trainees					
	<b>TOTAL</b>	<b>1</b>		<b>1</b>		<b>1</b>
University of Ottawa	CC/PR	2		2		2
	Visa Trainees					
	<b>TOTAL</b>	<b>2</b>		<b>2</b>		<b>2</b>
University of Toronto	CC/PR	4	6	10	1	11
	Visa Trainees					
	<b>TOTAL</b>	<b>4</b>	<b>6</b>	<b>10</b>	<b>1</b>	<b>11</b>
McMaster University	CC/PR	1		1		1
	Visa Trainees				1	1
	<b>TOTAL</b>	<b>1</b>		<b>1</b>	<b>1</b>	<b>2</b>
University of Western Ontario	CC/PR	1		1		1
	Visa Trainees				1	1
	<b>TOTAL</b>	<b>1</b>		<b>1</b>	<b>1</b>	<b>2</b>
University of Alberta	CC/PR	1		1		1
	Visa Trainees					
	<b>TOTAL</b>	<b>1</b>		<b>1</b>		<b>1</b>
University of British Columbia	CC/PR	2	3	5		5
	Visa Trainees					
	<b>TOTAL</b>	<b>2</b>	<b>3</b>	<b>5</b>		<b>5</b>
Grand Total	CC/PR	14	10	24	1	25
	Visa Trainees				2	2
	<b>TOTAL</b>	<b>14</b>	<b>10</b>	<b>24</b>	<b>3</b>	<b>27</b>

**Table 2**  
**GERIATRIC MEDICINE**  
**2011-12 Post-M.D. Trainees**  
**(Regular Ministry Funded vs All Other Funding)**  
**Faculty of Medicine Providing Post-M.D. Training**  
**By Rank**

Faculty of Medicine Providing Post-M.D. Training		Residents			Fellows	Total
		R-4	R-5	Sub-Total	Fellow	
Dalhousie University	Regular Ministry Funded	1		1		1
	Non-Ministry Funded					
	<b>TOTAL</b>	<b>1</b>		<b>1</b>		<b>1</b>
Université Laval	Regular Ministry Funded	1		1		1
	Non-Ministry Funded					
	<b>TOTAL</b>	<b>1</b>		<b>1</b>		<b>1</b>
Université de Sherbrooke	Regular Ministry Funded		1	1		1
	Non-Ministry Funded					
	<b>TOTAL</b>		<b>1</b>	<b>1</b>		<b>1</b>
McGill University	Regular Ministry Funded	1		1		1
	Non-Ministry Funded					
	<b>TOTAL</b>	<b>1</b>		<b>1</b>		<b>1</b>
University of Ottawa	Regular Ministry Funded	2		2		2
	Non-Ministry Funded					
	<b>TOTAL</b>	<b>2</b>		<b>2</b>		<b>2</b>
University of Toronto	Regular Ministry Funded	4	6	10		10
	Non-Ministry Funded				1	1
	<b>TOTAL</b>	<b>4</b>	<b>6</b>	<b>10</b>	<b>1</b>	<b>11</b>
McMaster University	Regular Ministry Funded	1		1		1
	Non-Ministry Funded				1	1
	<b>TOTAL</b>	<b>1</b>		<b>1</b>	<b>1</b>	<b>2</b>
University of Western Ontario	Regular Ministry Funded	1		1		1
	Non-Ministry Funded				1	1
	<b>TOTAL</b>	<b>1</b>		<b>1</b>	<b>1</b>	<b>2</b>
University of Alberta	Regular Ministry Funded	1		1		1
	Non-Ministry Funded					
	<b>TOTAL</b>	<b>1</b>		<b>1</b>		<b>1</b>
University of British Columbia	Regular Ministry Funded	2	3	5		5
	Non-Ministry Funded					
	<b>TOTAL</b>	<b>2</b>	<b>3</b>	<b>5</b>		<b>5</b>
Grand Total	Regular Ministry Funded	14	10	24		24
	Non-Ministry Funded				3	3
	<b>TOTAL</b>	<b>14</b>	<b>10</b>	<b>24</b>	<b>3</b>	<b>27</b>

**Table 1**  
**PEDIATRIC EMERGENCY MEDICINE**  
**2011-12 Post-M.D. Trainees**  
**(Canadian Citizens/Permanent Residents vs Visa Trainees)**  
**Faculty of Medicine Providing Post-M.D. Training**  
**By Rank**

Faculty of Medicine Providing Post-M.D. Training			Residents				Fellows	Total
			R-4	R-5	R-6	Sub-Total	Fellow	
Dalhousie University	Pediatric Emergency Med. (Ped.)	CC/PR			1	1		1
		Visa Trainees						
		TOTAL			1	1		1
Université de Montréal	Pediatric Emergency Med. (Ped.)	CC/PR	2	3		5		5
		Visa Trainees					1	1
		TOTAL	2	3		5	1	6
McGill University	Pediatric Emergency Med. (Ped.)	CC/PR	1			1		1
		Visa Trainees	1	1		2		2
		TOTAL	2	1		3		3
University of Ottawa	Pediatric Emergency Med. (Ped.)	CC/PR	1	2	1	4		4
		Visa Trainees			1	1	1	2
		TOTAL	1	2	2	5	1	6
University of Toronto	Pediatric Emergency Med. (Ped.)	CC/PR	3	3		6	1	7
		Visa Trainees					10	10
		TOTAL	3	3		6	11	17
University of Western Ontario	Pediatric Emergency Med. (Ped.)	CC/PR	1	3		4		4
		Visa Trainees		1		1		1
		TOTAL	1	4		5		5
University of Manitoba	Pediatric Emergency Med. (Ped.)	CC/PR		1		1		1
		Visa Trainees			2	2		2
		TOTAL		1	2	3		3
University of Alberta	Pediatric Emergency Med. (Ped.)	CC/PR		2		2	1	3
		Visa Trainees						
		TOTAL		2		2	1	3
University of Calgary	Pediatric Emergency Medicine	CC/PR	1			1		1
		Visa Trainees						
		TOTAL	1			1		1
University of British Columbia	Pediatric Emergency Med. (Ped.)	CC/PR	1	2	1	4		4
		Visa Trainees						
		TOTAL	1	2	1	4		4
University of British Columbia	Pediatric Emergency Med. (Ped.)	CC/PR	3		1	4		4
		Visa Trainees					3	3
		TOTAL	3		1	4	3	7
Grand Total	Pediatric Emergency Medicine	CC/PR	1			1		1
		Visa Trainees						
		TOTAL	1			1		1
Grand Total	Pediatric Emergency Med. (Ped.)	CC/PR	12	16	4	32	2	34
		Visa Trainees	1	2	3	6	15	21
		TOTAL	13	18	7	38	17	55
Total								
			14	18	7	39	17	56



**Table 2**  
**PEDIATRIC EMERGENCY MEDICINE**  
**2011-12 Post-M.D. Trainees**  
**(Regular Ministry Funded vs All Other Funding)**  
**Faculty of Medicine Providing Post-M.D. Training**  
**By Rank**

Faculty of Medicine Providing Post-M.D. Training			Residents				Fellows	Total
			R-4	R-5	R-6	Sub-Total	Fellow	
Dalhousie University	Pediatric Emergency Med. (Ped.)	Regular Ministry Funded			1	1		1
		Non-Ministry Funded						
		<b>TOTAL</b>			<b>1</b>	<b>1</b>		<b>1</b>
Université de Montréal	Pediatric Emergency Med. (Ped.)	Regular Ministry Funded	2	3		5		5
		Non-Ministry Funded					1	1
		<b>TOTAL</b>	<b>2</b>	<b>3</b>		<b>5</b>	<b>1</b>	<b>6</b>
McGill University	Pediatric Emergency Med. (Ped.)	Regular Ministry Funded	1			1		1
		Non-Ministry Funded	1	1		2		2
		<b>TOTAL</b>	<b>2</b>	<b>1</b>		<b>3</b>		<b>3</b>
University of Ottawa	Pediatric Emergency Med. (Ped.)	Regular Ministry Funded	1	2		3		3
		Non-Ministry Funded			2	2	1	3
		<b>TOTAL</b>	<b>1</b>	<b>2</b>	<b>2</b>	<b>5</b>	<b>1</b>	<b>6</b>
University of Toronto	Pediatric Emergency Med. (Ped.)	Regular Ministry Funded	2	1		3		3
		Non-Ministry Funded	1	2		3	11	14
		<b>TOTAL</b>	<b>3</b>	<b>3</b>		<b>6</b>	<b>11</b>	<b>17</b>
University of Western Ontario	Pediatric Emergency Med. (Ped.)	Regular Ministry Funded	1	3		4		4
		Non-Ministry Funded		1		1		1
		<b>TOTAL</b>	<b>1</b>	<b>4</b>		<b>5</b>		<b>5</b>
University of Manitoba	Pediatric Emergency Med. (Ped.)	Regular Ministry Funded		1		1		1
		Non-Ministry Funded			2	2		2
		<b>TOTAL</b>		<b>1</b>	<b>2</b>	<b>3</b>		<b>3</b>
University of Alberta	Pediatric Emergency Med. (Ped.)	Regular Ministry Funded		2		2		2
		Non-Ministry Funded					1	1
		<b>TOTAL</b>		<b>2</b>		<b>2</b>	<b>1</b>	<b>3</b>
University of Calgary	Pediatric Emergency Medicine	Regular Ministry Funded	1			1		1
		Non-Ministry Funded						
		<b>TOTAL</b>	<b>1</b>			<b>1</b>		<b>1</b>
University of British Columbia	Pediatric Emergency Med. (Ped.)	Regular Ministry Funded	1	2	1	4		4
		Non-Ministry Funded						
		<b>TOTAL</b>	<b>1</b>	<b>2</b>	<b>1</b>	<b>4</b>		<b>4</b>
University of British Columbia	Pediatric Emergency Med. (Ped.)	Regular Ministry Funded	3		1	4		4
		Non-Ministry Funded					3	3
		<b>TOTAL</b>	<b>3</b>		<b>1</b>	<b>4</b>	<b>3</b>	<b>7</b>
Grand Total	Pediatric Emergency Medicine	Regular Ministry Funded	1			1		1
		Non-Ministry Funded						
		<b>TOTAL</b>	<b>1</b>			<b>1</b>		<b>1</b>
Grand Total	Pediatric Emergency Med. (Ped.)	Regular Ministry Funded	11	14	2	27		27
		Non-Ministry Funded	2	4	5	11	17	28
		<b>TOTAL</b>	<b>13</b>	<b>18</b>	<b>7</b>	<b>38</b>	<b>17</b>	<b>55</b>
<b>Total</b>								
			14	18	7	39	17	56

**Table 1  
HEMATOLOGY  
2011-12 Post-M.D. Trainees  
(Canadian Citizens/Permanent Residents vs Visa Trainees)  
Faculty of Medicine Providing Post-M.D. Training  
By Rank**

Faculty of Medicine Providing Post-M.D. Training			Residents					Fellows	Total
			R-4	R-5	R-6	R-7	Sub-Total	Fellow	
Dalhousie University	Hematology (Int. Med.)	CC/PR	1	1	1		3		3
		Visa Trainees							
		<b>TOTAL</b>	<b>1</b>	<b>1</b>	<b>1</b>		<b>3</b>		<b>3</b>
Université Laval	Hematology (Int. Med.)	CC/PR	3	1			4		4
		Visa Trainees						1	1
		<b>TOTAL</b>	<b>3</b>	<b>1</b>			<b>4</b>	<b>1</b>	<b>5</b>
Université de Sherbrooke	Hematology (Int. Med.)	CC/PR	1	1			2		2
		Visa Trainees							
		<b>TOTAL</b>	<b>1</b>	<b>1</b>			<b>2</b>		<b>2</b>
Université de Montréal	Hematology (Int. Med.)	CC/PR	6	6		1	13		13
		Visa Trainees						3	3
		<b>TOTAL</b>	<b>6</b>	<b>6</b>		<b>1</b>	<b>13</b>	<b>3</b>	<b>16</b>
	Hematology/Oncology (Ped.)	CC/PR							
		Visa Trainees						1	1
		<b>TOTAL</b>						<b>1</b>	<b>1</b>
McGill University	Hematology (Int. Med.)	CC/PR	3	4			7		7
		Visa Trainees	1				1		1
		<b>TOTAL</b>	<b>4</b>	<b>4</b>			<b>8</b>		<b>8</b>
	Hematology/Oncology (Ped.)	CC/PR			1		1		1
		Visa Trainees		1			1		1
		<b>TOTAL</b>		<b>1</b>	<b>1</b>		<b>2</b>		<b>2</b>
University of Ottawa	Hematology (Int. Med.)	CC/PR	2	2			4	3	7
		Visa Trainees	1	1			2	6	8
		<b>TOTAL</b>	<b>3</b>	<b>3</b>			<b>6</b>	<b>9</b>	<b>15</b>
	Hematology/Oncology (Ped.)	CC/PR		1	1		2		2
		Visa Trainees						1	1
		<b>TOTAL</b>		<b>1</b>	<b>1</b>		<b>2</b>	<b>1</b>	<b>3</b>
Queen's University	Hematology (Int. Med.)	CC/PR		1			1	1	2
		Visa Trainees						1	1
		<b>TOTAL</b>		<b>1</b>			<b>1</b>	<b>2</b>	<b>3</b>
University of Toronto	Hematology (Int. Med.)	CC/PR	5	4			9	12	21
		Visa Trainees						7	7
		<b>TOTAL</b>	<b>5</b>	<b>4</b>			<b>9</b>	<b>19</b>	<b>28</b>
	Hematology/Oncology (Ped.)	CC/PR	3	2	12		17	8	25
		Visa Trainees						29	29
		<b>TOTAL</b>	<b>3</b>	<b>2</b>	<b>12</b>		<b>17</b>	<b>37</b>	<b>54</b>
McMaster University	Hematology (Int. Med.)	CC/PR	3	1			4		4
		Visa Trainees	1				1	2	3
		<b>TOTAL</b>	<b>4</b>	<b>1</b>			<b>5</b>	<b>2</b>	<b>7</b>
	Hematology/Oncology (Ped.)	CC/PR			1		1		1
		Visa Trainees							
		<b>TOTAL</b>			<b>1</b>		<b>1</b>		<b>1</b>
University of Western Ontario	Hematology (Int. Med.)	CC/PR	2	1			3		3
		Visa Trainees							
		<b>TOTAL</b>	<b>2</b>	<b>1</b>			<b>3</b>		<b>3</b>

(continued)

**Table 1  
HEMATOLOGY  
2011-12 Post-M.D. Trainees  
(Canadian Citizens/Permanent Residents vs Visa Trainees)  
Faculty of Medicine Providing Post-M.D. Training  
By  
Rank**

Faculty of Medicine Providing Post-M.D. Training			Residents					Fellows	Total
			R-4	R-5	R-6	R-7	Sub-Total	Fellow	
University of Manitoba	Hematology (Int. Med.)	CC/PR		1			1		1
		Visa Trainees							
		<b>TOTAL</b>		1			1		1
University of Alberta	Hematology (Int. Med.)	CC/PR		2			2		2
		Visa Trainees							
		<b>TOTAL</b>		2			2		2
	Hematology/Oncology (Ped.)	CC/PR			1		1		1
		Visa Trainees						1	1
		<b>TOTAL</b>			1		1	1	2
University of Calgary	Hematology (Int. Med.)	CC/PR	1	3	1		5	2	7
		Visa Trainees				1	1	2	3
		<b>TOTAL</b>	1	3	1	1	6	4	10
	Hematology/Oncology (Ped.)	CC/PR	1				1	1	2
		Visa Trainees			3		3	1	4
		<b>TOTAL</b>	1		3		4	2	6
University of British Columbia	Hematology (Int. Med.)	CC/PR	2	3	2		7	1	8
		Visa Trainees		1			1	3	4
		<b>TOTAL</b>	2	4	2		8	4	12
	Hematology/Oncology (Ped.)	CC/PR	1	1			2		2
		Visa Trainees						6	6
		<b>TOTAL</b>	1	1			2	6	8
Grand Total	Hematology (Int. Med.)	CC/PR	29	31	4	1	65	19	84
		Visa Trainees	3	2		1	6	25	31
		<b>TOTAL</b>	32	33	4	2	71	44	115
	Hematology/Oncology (Ped.)	CC/PR	5	4	16		25	9	34
		Visa Trainees		1	3		4	39	43
		<b>TOTAL</b>	5	5	19		29	48	77
<b>Total</b>			37	38	23	2	100	92	192

**Table 2  
HEMATOLOGY  
2011-12 Post-M.D. Trainees  
(Regular Ministry Funded vs All Other Funding)  
Faculty of Medicine Providing Post-M.D. Training  
By  
Rank**

Faculty of Medicine Providing Post-M.D. Training			Residents					Fellows	Total
			R-4	R-5	R-6	R-7	Sub-Total	Fellow	
Dalhousie University	Hematology (Int.Med.)	Regular Ministry Funded	1	1			2		2
		Non-Ministry Funded			1		1		1
		<b>TOTAL</b>	<b>1</b>	<b>1</b>	<b>1</b>		<b>3</b>		<b>3</b>
Université Laval	Hematology (Int.Med.)	Regular Ministry Funded	3	1			4		4
		Non-Ministry Funded						1	1
		<b>TOTAL</b>	<b>3</b>	<b>1</b>			<b>4</b>	<b>1</b>	<b>5</b>
Université de Sherbrooke	Hematology (Int.Med.)	Regular Ministry Funded	1	1			2		2
		Non-Ministry Funded							
		<b>TOTAL</b>	<b>1</b>	<b>1</b>			<b>2</b>		<b>2</b>
Université de Montréal	Hematology (Int.Med.)	Regular Ministry Funded	6	6		1	13		13
		Non-Ministry Funded						3	3
		<b>TOTAL</b>	<b>6</b>	<b>6</b>		<b>1</b>	<b>13</b>	<b>3</b>	<b>16</b>
	Hematology/Oncology (Ped.)	Regular Ministry Funded							
		Non-Ministry Funded						1	1
		<b>TOTAL</b>						<b>1</b>	<b>1</b>
McGill University	Hematology (Int.Med.)	Regular Ministry Funded	3	4			7		7
		Non-Ministry Funded	1				1		1
		<b>TOTAL</b>	<b>4</b>	<b>4</b>			<b>8</b>		<b>8</b>
	Hematology/Oncology (Ped.)	Regular Ministry Funded			1		1		1
		Non-Ministry Funded		1			1		1
		<b>TOTAL</b>		<b>1</b>	<b>1</b>		<b>2</b>		<b>2</b>
University of Ottawa	Hematology (Int.Med.)	Regular Ministry Funded	2	2			4		4
		Non-Ministry Funded	1	1			2	9	11
		<b>TOTAL</b>	<b>3</b>	<b>3</b>			<b>6</b>	<b>9</b>	<b>15</b>
	Hematology/Oncology (Ped.)	Regular Ministry Funded		1	1		2		2
		Non-Ministry Funded						1	1
		<b>TOTAL</b>		<b>1</b>	<b>1</b>		<b>2</b>	<b>1</b>	<b>3</b>
Queen's University	Hematology (Int.Med.)	Regular Ministry Funded		1			1		1
		Non-Ministry Funded						2	2
		<b>TOTAL</b>		<b>1</b>			<b>1</b>	<b>2</b>	<b>3</b>
University of Toronto	Hematology (Int.Med.)	Regular Ministry Funded	5	3			8		8
		Non-Ministry Funded		1			1	19	20
		<b>TOTAL</b>	<b>5</b>	<b>4</b>			<b>9</b>	<b>19</b>	<b>28</b>
	Hematology/Oncology (Ped.)	Regular Ministry Funded	3	1	6		10		10
		Non-Ministry Funded		1	6		7	37	44
		<b>TOTAL</b>	<b>3</b>	<b>2</b>	<b>12</b>		<b>17</b>	<b>37</b>	<b>54</b>
McMaster University	Hematology (Int.Med.)	Regular Ministry Funded	3	1			4		4
		Non-Ministry Funded	1				1	2	3
		<b>TOTAL</b>	<b>4</b>	<b>1</b>			<b>5</b>	<b>2</b>	<b>7</b>
	Hematology/Oncology (Ped.)	Regular Ministry Funded			1		1		1
		Non-Ministry Funded							
		<b>TOTAL</b>			<b>1</b>		<b>1</b>		<b>1</b>
University of Western Ontario	Hematology (Int.Med.)	Regular Ministry Funded	2	1			3		3
		Non-Ministry Funded							
		<b>TOTAL</b>	<b>2</b>	<b>1</b>			<b>3</b>		<b>3</b>
University of Manitoba	Hematology (Int.Med.)	Regular Ministry Funded		1			1		1
		Non-Ministry Funded							
		<b>TOTAL</b>		<b>1</b>			<b>1</b>		<b>1</b>
University of Alberta	Hematology (Int.Med.)	Regular Ministry Funded		2			2		2
		Non-Ministry Funded							
		<b>TOTAL</b>		<b>2</b>			<b>2</b>		<b>2</b>

(continued)

**Table 2**  
**HEMATOLOGY**  
**2011-12 Post-M.D. Trainees**  
**(Regular Ministry Funded vs All Other Funding)**  
**Faculty of Medicine Providing Post-M.D. Training**  
**By**  
**Rank**

Faculty of Medicine Providing Post-M.D. Training			Residents					Fellows	Total
			R-4	R-5	R-6	R-7	Sub-Total	Fellow	
University of Alberta	Hematology/Oncology (Ped.)	Regular Ministry Funded			1		1	1	2
		Non-Ministry Funded						1	2
		<b>TOTAL</b>			1		1	1	2
University of Calgary	Hematology (Int.Med.)	Regular Ministry Funded	1	3	1		5	4	5
		Non-Ministry Funded				1	1	4	5
		<b>TOTAL</b>	1	3	1	1	6	4	10
	Hematology/Oncology (Ped.)	Regular Ministry Funded	1				1		1
		Non-Ministry Funded			3		3	2	5
		<b>TOTAL</b>	1		3		4	2	6
University of British Columbia	Hematology (Int.Med.)	Regular Ministry Funded	2	3	2		7	4	7
		Non-Ministry Funded		1			1	4	5
		<b>TOTAL</b>	2	4	2		8	4	12
	Hematology/Oncology (Ped.)	Regular Ministry Funded	1	1			2		2
		Non-Ministry Funded						6	6
		<b>TOTAL</b>	1	1			2	6	8
Grand Total	Hematology (Int.Med.)	Regular Ministry Funded	29	30	3	1	63		63
		Non-Ministry Funded	3	3	1	1	8	44	52
		<b>TOTAL</b>	32	33	4	2	71	44	115
	Hematology/Oncology (Ped.)	Regular Ministry Funded	5	3	9		17		17
		Non-Ministry Funded		2	10		12	48	60
		<b>TOTAL</b>	5	5	19		29	48	77
<b>Total</b>									
			37	38	23	2	100	92	192

**Table 1**  
**INFECTIOUS DISEASES**  
**2011-12 Post-M.D. Trainees**  
**(Canadian Citizens/Permanent Residents vs Visa Trainees)**  
**Faculty of Medicine Providing Post-M.D. Training**  
**By Rank**

Faculty of Medicine Providing Post-M.D. Training			Residents					Fellows	Total
			R-4	R-5	R-6	R-7	Sub-Total	Fellow	
Dalhousie University	Infectious Diseases (Int.Med.)	CC/PR							
		Visa Trainees	1				1		1
		<b>TOTAL</b>	<b>1</b>				<b>1</b>		<b>1</b>
Université de Montréal	Infectious Diseases (Ped.)	CC/PR		1			1		1
		Visa Trainees							
		<b>TOTAL</b>		<b>1</b>			<b>1</b>		<b>1</b>
Université de Montréal	Infectious Diseases (Ped.)	CC/PR	1	1			2		2
		Visa Trainees						2	2
		<b>TOTAL</b>	<b>1</b>	<b>1</b>			<b>2</b>	<b>2</b>	<b>4</b>
McGill University	Infectious Diseases (Int.Med.)	CC/PR		1	3		4		4
		Visa Trainees							
		<b>TOTAL</b>		<b>1</b>	<b>3</b>		<b>4</b>		<b>4</b>
University of Ottawa	Infectious Diseases (Int.Med.)	CC/PR	1	3			5	1	6
		Visa Trainees						1	1
		<b>TOTAL</b>	<b>1</b>	<b>3</b>		<b>1</b>	<b>5</b>	<b>2</b>	<b>7</b>
	Infectious Diseases (Ped.)	CC/PR		2			2		2
		Visa Trainees							
		<b>TOTAL</b>		<b>2</b>			<b>2</b>		<b>2</b>
University of Toronto	Infectious Diseases (Int.Med.)	CC/PR	3	5			8		8
		Visa Trainees						2	2
		<b>TOTAL</b>	<b>3</b>	<b>5</b>			<b>8</b>	<b>2</b>	<b>10</b>
	Infectious Diseases (Ped.)	CC/PR		2			2	2	4
		Visa Trainees						6	6
		<b>TOTAL</b>		<b>2</b>			<b>2</b>	<b>8</b>	<b>10</b>
McMaster University	Infectious Diseases (Int.Med.)	CC/PR	1				1		1
		Visa Trainees	1	1			2	2	4
		<b>TOTAL</b>	<b>2</b>	<b>1</b>			<b>3</b>	<b>2</b>	<b>5</b>
	Infectious Diseases (Ped.)	CC/PR				1	1		1
		Visa Trainees							
		<b>TOTAL</b>				<b>1</b>	<b>1</b>		<b>1</b>
University of Manitoba	Infectious Diseases (Int.Med.)	CC/PR	1				1		1
		Visa Trainees		2			2		2
		<b>TOTAL</b>	<b>1</b>	<b>2</b>			<b>3</b>		<b>3</b>
	Infectious Diseases (Ped.)	CC/PR							
		Visa Trainees			1		1		1
		<b>TOTAL</b>			<b>1</b>		<b>1</b>		<b>1</b>
University of Alberta	Infectious Diseases (Int.Med.)	CC/PR	1	2			3		3
		Visa Trainees						4	4
		<b>TOTAL</b>	<b>1</b>	<b>2</b>			<b>3</b>	<b>4</b>	<b>7</b>
	Infectious Diseases (Ped.)	CC/PR		1			1		1
		Visa Trainees						1	1
		<b>TOTAL</b>		<b>1</b>			<b>1</b>	<b>1</b>	<b>2</b>
University of Calgary	Infectious Diseases (Int.Med.)	CC/PR	1	2			3		3
		Visa Trainees							
		<b>TOTAL</b>	<b>1</b>	<b>2</b>			<b>3</b>		<b>3</b>

(continued)

**Table 1**  
**INFECTIOUS DISEASES**  
**2011-12 Post-M.D. Trainees**  
**(Canadian Citizens/Permanent Residents vs Visa Trainees)**  
**Faculty of Medicine Providing Post-M.D. Training**  
**By**  
**Rank**

Faculty of Medicine Providing Post-M.D. Training			Residents					Fellows	Total
			R-4	R-5	R-6	R-7	Sub-Total	Fellow	
University of Calgary	Infectious Diseases (Ped.)	CC/PR	1				1		1
		Visa Trainees			1		1		1
		<b>TOTAL</b>	<b>1</b>		<b>1</b>		<b>2</b>		<b>2</b>
University of British Columbia	Infectious Diseases (Int.Med.)	CC/PR	2	3			5		5
		Visa Trainees							
		<b>TOTAL</b>	<b>2</b>	<b>3</b>			<b>5</b>		<b>5</b>
	Infectious Diseases (Ped.)	CC/PR						2	2
		Visa Trainees							
		<b>TOTAL</b>						<b>2</b>	<b>2</b>
Grand Total	Infectious Diseases (Int.Med.)	CC/PR	10	16	3	1	30	1	31
		Visa Trainees	2	3			5	9	14
		<b>TOTAL</b>	<b>12</b>	<b>19</b>	<b>3</b>	<b>1</b>	<b>35</b>	<b>10</b>	<b>45</b>
	Infectious Diseases (Ped.)	CC/PR	2	7		1	10	2	12
		Visa Trainees			2		2	11	13
		<b>TOTAL</b>	<b>2</b>	<b>7</b>	<b>2</b>	<b>1</b>	<b>12</b>	<b>13</b>	<b>25</b>
Total			14	26	5	2	47	23	70

**Table 2**  
**INFECTIOUS DISEASES**  
**2011-12 Post-M.D. Trainees**  
**(Regular Ministry Funded vs All Other Funding)**  
**Faculty of Medicine Providing Post-M.D. Training**  
**By Rank**

Faculty of Medicine Providing Post-M.D. Training			Residents					Fellows	Total
			R-4	R-5	R-6	R-7	Sub-Total	Fellow	
Dalhousie University	Infectious Diseases (Int.Med.)	Regular Ministry Funded							
		Non-Ministry Funded	1				1		1
		TOTAL	1				1		1
Dalhousie University	Infectious Diseases (Ped.)	Regular Ministry Funded		1			1		1
		Non-Ministry Funded							
		TOTAL		1			1		1
Université de Montréal	Infectious Diseases (Ped.)	Regular Ministry Funded	1	1			2		2
		Non-Ministry Funded						2	2
		TOTAL	1	1			2	2	4
McGill University	Infectious Diseases (Int.Med.)	Regular Ministry Funded		1	3		4		4
		Non-Ministry Funded							
		TOTAL		1	3		4		4
University of Ottawa	Infectious Diseases (Int.Med.)	Regular Ministry Funded	1	3			4		4
		Non-Ministry Funded				1	1	2	3
		TOTAL	1	3		1	5	2	7
University of Ottawa	Infectious Diseases (Ped.)	Regular Ministry Funded		2			2		2
		Non-Ministry Funded							
		TOTAL		2			2		2
University of Toronto	Infectious Diseases (Int.Med.)	Regular Ministry Funded	3	5			8		8
		Non-Ministry Funded						2	2
		TOTAL	3	5			8	2	10
University of Toronto	Infectious Diseases (Ped.)	Regular Ministry Funded						8	10
		Non-Ministry Funded		2			2	8	10
		TOTAL		2			2	8	10
McMaster University	Infectious Diseases (Int.Med.)	Regular Ministry Funded	1				1		1
		Non-Ministry Funded	1	1			2	2	4
		TOTAL	2	1			3	2	5
McMaster University	Infectious Diseases (Ped.)	Regular Ministry Funded				1	1		1
		Non-Ministry Funded							
		TOTAL				1	1		1
University of Manitoba	Infectious Diseases (Int.Med.)	Regular Ministry Funded	1				1		1
		Non-Ministry Funded		2			2		2
		TOTAL	1	2			3		3
University of Manitoba	Infectious Diseases (Ped.)	Regular Ministry Funded							
		Non-Ministry Funded			1		1		1
		TOTAL			1		1		1
University of Alberta	Infectious Diseases (Int.Med.)	Regular Ministry Funded	1	1			2		2
		Non-Ministry Funded		1			1	4	5
		TOTAL	1	2			3	4	7
University of Alberta	Infectious Diseases (Ped.)	Regular Ministry Funded		1			1		1
		Non-Ministry Funded						1	1
		TOTAL		1			1	1	2
University of Calgary	Infectious Diseases (Int.Med.)	Regular Ministry Funded		2			2		2
		Non-Ministry Funded	1				1		1
		TOTAL	1	2			3		3
University of Calgary	Infectious Diseases (Ped.)	Regular Ministry Funded							
		Non-Ministry Funded	1		1		2		2
		TOTAL	1		1		2		2

(continued)



**Table 2**  
**INFECTIOUS DISEASES**  
**2011-12 Post-M.D. Trainees**  
**(Regular Ministry Funded vs All Other Funding)**  
**Faculty of Medicine Providing Post-M.D. Training**  
**By Rank**

Faculty of Medicine Providing Post-M.D. Training			Residents					Fellows	Total
			R-4	R-5	R-6	R-7	Sub-Total	Fellow	
University of British Columbia	Infectious Diseases (Int.Med.)	Regular Ministry Funded	2	3			5		5
		Non-Ministry Funded							
		<b>TOTAL</b>	<b>2</b>	<b>3</b>			<b>5</b>		<b>5</b>
Grand Total	Infectious Diseases (Ped.)	Regular Ministry Funded						2	2
		Non-Ministry Funded						2	2
		<b>TOTAL</b>						<b>2</b>	<b>2</b>
Grand Total	Infectious Diseases (Int.Med.)	Regular Ministry Funded	9	15	3		27		27
		Non-Ministry Funded	3	4		1	8	10	18
		<b>TOTAL</b>	<b>12</b>	<b>19</b>	<b>3</b>	<b>1</b>	<b>35</b>	<b>10</b>	<b>45</b>
Grand Total	Infectious Diseases (Ped.)	Regular Ministry Funded	1	5		1	7		7
		Non-Ministry Funded	1	2	2		5	13	18
		<b>TOTAL</b>	<b>2</b>	<b>7</b>	<b>2</b>	<b>1</b>	<b>12</b>	<b>13</b>	<b>25</b>
<b>Total</b>			<b>14</b>	<b>26</b>	<b>5</b>	<b>2</b>	<b>47</b>	<b>23</b>	<b>70</b>

**Table 1  
MEDICAL ONCOLOGY  
2011-12 Post-M.D. Trainees  
(Canadian Citizens/Permanent Residents vs Visa Trainees)  
Faculty of Medicine Providing Post-M.D. Training  
By  
Rank**

Faculty of Medicine Providing Post-M.D. Training		Residents				Fellows	Total
		R-4	R-5	R-6	Sub-Total	Fellow	
Dalhousie University	CC/PR	1	1		2		2
	Visa Trainees						
	TOTAL	1	1		2		2
Université de Sherbrooke	CC/PR	1			1		1
	Visa Trainees						
	TOTAL	1			1		1
Université de Montréal	CC/PR			2	2		2
	Visa Trainees		1		1		1
	TOTAL		1	2	3		3
McGill University	CC/PR	4			4		4
	Visa Trainees	2	2		4		4
	TOTAL	6	2		8		8
University of Ottawa	CC/PR	3	2		5	1	6
	Visa Trainees					4	4
	TOTAL	3	2		5	5	10
Queen's University	CC/PR	3			3	1	4
	Visa Trainees					1	1
	TOTAL	3			3	2	5
University of Toronto	CC/PR	5	7		12	11	23
	Visa Trainees					21	21
	TOTAL	5	7		12	32	44
McMaster University	CC/PR	3			3	1	4
	Visa Trainees		1		1		1
	TOTAL	3	1		4	1	5
University of Western Ontario	CC/PR	2	1		3		3
	Visa Trainees					1	1
	TOTAL	2	1		3	1	4
University of Manitoba	CC/PR	2	1		3		3
	Visa Trainees						
	TOTAL	2	1		3		3
University of Alberta	CC/PR	2	1		3		3
	Visa Trainees					1	1
	TOTAL	2	1		3	1	4
University of Calgary	CC/PR	1	2		3		3
	Visa Trainees		2		2	1	3
	TOTAL	1	4		5	1	6
University of British Columbia	CC/PR	5	3		8	3	11
	Visa Trainees					11	11
	TOTAL	5	3		8	14	22
Grand Total	CC/PR	32	18	2	52	17	69
	Visa Trainees	2	6		8	40	48
	TOTAL	34	24	2	60	57	117

**Table 2  
MEDICAL ONCOLOGY  
2011-12 Post-M.D. Trainees  
(Regular Ministry Funded vs All Other Funding)  
Faculty of Medicine Providing Post-M.D. Training  
By  
Rank**

Faculty of Medicine Providing Post-M.D. Training		Residents				Fellows	Total
		R-4	R-5	R-6	Sub-Total	Fellow	
Dalhousie University	Regular Ministry Funded	1	1		2		2
	Non-Ministry Funded						
	<b>TOTAL</b>	<b>1</b>	<b>1</b>		<b>2</b>		<b>2</b>
Université de Sherbrooke	Regular Ministry Funded	1			1		1
	Non-Ministry Funded						
	<b>TOTAL</b>	<b>1</b>			<b>1</b>		<b>1</b>
Université de Montréal	Regular Ministry Funded		1	2	3		3
	Non-Ministry Funded						
	<b>TOTAL</b>		<b>1</b>	<b>2</b>	<b>3</b>		<b>3</b>
McGill University	Regular Ministry Funded	5			5		5
	Non-Ministry Funded	1	2		3		3
	<b>TOTAL</b>	<b>6</b>	<b>2</b>		<b>8</b>		<b>8</b>
University of Ottawa	Regular Ministry Funded	3	2		5		5
	Non-Ministry Funded					5	5
	<b>TOTAL</b>	<b>3</b>	<b>2</b>		<b>5</b>	<b>5</b>	<b>10</b>
Queen's University	Regular Ministry Funded	3			3		3
	Non-Ministry Funded					2	2
	<b>TOTAL</b>	<b>3</b>			<b>3</b>	<b>2</b>	<b>5</b>
University of Toronto	Regular Ministry Funded	5	6		11		11
	Non-Ministry Funded		1		1	32	33
	<b>TOTAL</b>	<b>5</b>	<b>7</b>		<b>12</b>	<b>32</b>	<b>44</b>
McMaster University	Regular Ministry Funded	3			3		3
	Non-Ministry Funded		1		1	1	2
	<b>TOTAL</b>	<b>3</b>	<b>1</b>		<b>4</b>	<b>1</b>	<b>5</b>
University of Western Ontario	Regular Ministry Funded	2	1		3		3
	Non-Ministry Funded					1	1
	<b>TOTAL</b>	<b>2</b>	<b>1</b>		<b>3</b>	<b>1</b>	<b>4</b>
University of Manitoba	Regular Ministry Funded	2	1		3		3
	Non-Ministry Funded						
	<b>TOTAL</b>	<b>2</b>	<b>1</b>		<b>3</b>		<b>3</b>
University of Alberta	Regular Ministry Funded	2	1		3		3
	Non-Ministry Funded					1	1
	<b>TOTAL</b>	<b>2</b>	<b>1</b>		<b>3</b>	<b>1</b>	<b>4</b>
University of Calgary	Regular Ministry Funded	1	2		3		3
	Non-Ministry Funded		2		2	1	3
	<b>TOTAL</b>	<b>1</b>	<b>4</b>		<b>5</b>	<b>1</b>	<b>6</b>
University of British Columbia	Regular Ministry Funded	5	3		8		8
	Non-Ministry Funded					14	14
	<b>TOTAL</b>	<b>5</b>	<b>3</b>		<b>8</b>	<b>14</b>	<b>22</b>
Grand Total	Regular Ministry Funded	33	18	2	53		53
	Non-Ministry Funded	1	6		7	57	64
	<b>TOTAL</b>	<b>34</b>	<b>24</b>	<b>2</b>	<b>60</b>	<b>57</b>	<b>117</b>

**Table 1  
NEONATAL-PERINATAL MEDICINE  
2011-12 Post-M.D. Trainees  
(Canadian Citizens/Permanent Residents vs Visa Trainees)  
Faculty of Medicine Providing Post-M.D. Training  
By  
Rank**

Faculty of Medicine Providing Post-M.D. Training		Residents					Fellows	Total
		R-4	R-5	R-6	R-7	Sub-Total	Fellow	
Dalhousie University	CC/PR			2		2		2
	Visa Trainees		1			1		1
	<b>TOTAL</b>		1	2		3		3
Université Laval	CC/PR	1				1		1
	Visa Trainees							
	<b>TOTAL</b>	1				1		1
Université de Montréal	CC/PR	1	3			4	1	5
	Visa Trainees						2	2
	<b>TOTAL</b>	1	3			4	3	7
McGill University	CC/PR			1		1		1
	Visa Trainees		1			1		1
	<b>TOTAL</b>		1	1		2		2
University of Ottawa	CC/PR	1	1			2	2	4
	Visa Trainees						2	2
	<b>TOTAL</b>	1	1			2	4	6
University of Toronto	CC/PR	5	6			11	13	24
	Visa Trainees						18	18
	<b>TOTAL</b>	5	6			11	31	42
McMaster University	CC/PR	1	1			2	1	3
	Visa Trainees						6	6
	<b>TOTAL</b>	1	1			2	7	9
University of Western Ontario	CC/PR		1			1		1
	Visa Trainees						5	5
	<b>TOTAL</b>		1			1	5	6
University of Manitoba	CC/PR	5	1			6		6
	Visa Trainees	5	2	1		8	1	9
	<b>TOTAL</b>	10	3	1		14	1	15
University of Alberta	CC/PR		2		1	3	1	4
	Visa Trainees						3	3
	<b>TOTAL</b>		2		1	3	4	7
University of Calgary	CC/PR		1	1		2	1	3
	Visa Trainees		2	3		5	3	8
	<b>TOTAL</b>		3	4		7	4	11
University of British Columbia	CC/PR		1			1		1
	Visa Trainees						7	7
	<b>TOTAL</b>		1			1	7	8
Grand Total	CC/PR	14	17	4	1	36	19	55
	Visa Trainees	5	6	4		15	47	62
	<b>TOTAL</b>	19	23	8	1	51	66	117

**Table 2**  
**NEONATAL-PERINATAL MEDICINE**  
**2011-12 Post-M.D. Trainees**  
**(Regular Ministry Funded vs All Other Funding)**  
**Faculty of Medicine Providing Post-M.D. Training**  
**By Rank**

Faculty of Medicine Providing Post-M.D. Training		Residents					Fellows	Total
		R-4	R-5	R-6	R-7	Sub-Total	Fellow	
Dalhousie University	Regular Ministry Funded							
	Non-Ministry Funded		1	2		3		3
	<b>TOTAL</b>		1	2		3		3
Université Laval	Regular Ministry Funded	1				1		1
	Non-Ministry Funded							
	<b>TOTAL</b>	1				1		1
Université de Montréal	Regular Ministry Funded	1	3			4		4
	Non-Ministry Funded						3	3
	<b>TOTAL</b>	1	3			4	3	7
McGill University	Regular Ministry Funded			1		1		1
	Non-Ministry Funded		1			1		1
	<b>TOTAL</b>		1	1		2		2
University of Ottawa	Regular Ministry Funded	1	1			2		2
	Non-Ministry Funded						4	4
	<b>TOTAL</b>	1	1			2	4	6
University of Toronto	Regular Ministry Funded	2	1			3		3
	Non-Ministry Funded	3	5			8	31	39
	<b>TOTAL</b>	5	6			11	31	42
McMaster University	Regular Ministry Funded	1	1			2		2
	Non-Ministry Funded						7	7
	<b>TOTAL</b>	1	1			2	7	9
University of Western Ontario	Regular Ministry Funded		1			1		1
	Non-Ministry Funded						5	5
	<b>TOTAL</b>		1			1	5	6
University of Manitoba	Regular Ministry Funded	2	2			4		4
	Non-Ministry Funded	8	1	1		10	1	11
	<b>TOTAL</b>	10	3	1		14	1	15
University of Alberta	Regular Ministry Funded		2		1	3		3
	Non-Ministry Funded						4	4
	<b>TOTAL</b>		2		1	3	4	7
University of Calgary	Regular Ministry Funded		1			1		1
	Non-Ministry Funded		2	4		6	4	10
	<b>TOTAL</b>		3	4		7	4	11
University of British Columbia	Regular Ministry Funded		1			1		1
	Non-Ministry Funded						7	7
	<b>TOTAL</b>		1			1	7	8
Grand Total	Regular Ministry Funded	8	13	1	1	23		23
	Non-Ministry Funded	11	10	7		28	66	94
	<b>TOTAL</b>	19	23	8	1	51	66	117

**Table 1  
NEPHROLOGY  
2011-12 Post-M.D. Trainees  
(Canadian Citizens/Permanent Residents vs Visa Trainees)  
Faculty of Medicine Providing Post-M.D. Training  
By  
Rank**

Faculty of Medicine Providing Post-M.D. Training			Residents				Fellows	Total
			R-4	R-5	R-6	Sub-Total	Fellow	
Memorial University	Nephrology (Int.Med.)	CC/PR		1		1		1
		Visa Trainees						
		TOTAL		1		1		1
Dalhousie University	Nephrology (Int.Med.)	CC/PR						
		Visa Trainees		1		1		1
		TOTAL		1		1		1
Université Laval	Nephrology (Int.Med.)	CC/PR	1			1		1
		Visa Trainees						
		TOTAL	1			1		1
Université de Sherbrooke	Nephrology (Int.Med.)	CC/PR	5	3		8		8
		Visa Trainees						
		TOTAL	5	3		8		8
Université de Montréal	Nephrology (Int.Med.)	CC/PR	1	5		6		6
		Visa Trainees						
		TOTAL	1	5		6		6
McGill University	Nephrology (Int.Med.)	CC/PR	1	2		3	1	4
		Visa Trainees	1			1		1
		TOTAL	2	2		4	1	5
	Nephrology (Ped.)	CC/PR						
		Visa Trainees	1			1	1	2
		TOTAL	1			1	1	2
University of Ottawa	Nephrology (Int.Med.)	CC/PR	2	1		3	1	4
		Visa Trainees					3	3
		TOTAL	2	1		3	4	7
	Nephrology (Ped.)	CC/PR						
		Visa Trainees		1		1	2	3
		TOTAL		1		1	2	3
University of Toronto	Nephrology (Int.Med.)	CC/PR	2	10	1	13	3	16
		Visa Trainees					17	17
		TOTAL	2	10	1	13	20	33
	Nephrology (Ped.)	CC/PR						
		Visa Trainees					12	12
		TOTAL					12	12
McMaster University	Nephrology (Int.Med.)	CC/PR	3	1		4		4
		Visa Trainees					1	1
		TOTAL	3	1		4	1	5
University of Western Ontario	Nephrology (Int.Med.)	CC/PR	2	5		7		7
		Visa Trainees	1	2		3	8	11
		TOTAL	3	7		10	8	18
University of Manitoba	Nephrology (Int.Med.)	CC/PR		1		1		1
		Visa Trainees						
		TOTAL		1		1		1

(continued)

**Table 1**  
**NEPHROLOGY**  
**2011-12 Post-M.D. Trainees**  
**(Canadian Citizens/Permanent Residents vs Visa Trainees)**  
**Faculty of Medicine Providing Post-M.D. Training**  
**By**  
**Rank**

Faculty of Medicine Providing Post-M.D. Training			Residents				Fellows	Total
			R-4	R-5	R-6	Sub-Total	Fellow	
University of Alberta	Nephrology (Int.Med.)	CC/PR	3	2		5		5
		Visa Trainees		1		1	3	4
		<b>TOTAL</b>	<b>3</b>	<b>3</b>		<b>6</b>	<b>3</b>	<b>9</b>
University of Calgary	Nephrology (Int.Med.)	CC/PR	2	2		4		4
		Visa Trainees						
		<b>TOTAL</b>	<b>2</b>	<b>2</b>		<b>4</b>		<b>4</b>
	Nephrology (Ped.)	CC/PR			1	1		1
		Visa Trainees		1		1		1
		<b>TOTAL</b>		<b>1</b>	<b>1</b>	<b>2</b>		<b>2</b>
University of British Columbia	Nephrology (Int.Med.)	CC/PR	2	3		5	4	9
		Visa Trainees			1	1	1	2
		<b>TOTAL</b>	<b>2</b>	<b>3</b>	<b>1</b>	<b>6</b>	<b>5</b>	<b>11</b>
	Nephrology (Ped.)	CC/PR					1	1
		Visa Trainees					2	2
		<b>TOTAL</b>					<b>3</b>	<b>3</b>
Grand Total	Nephrology (Int.Med.)	CC/PR	24	36	1	61	9	70
		Visa Trainees	2	4	1	7	33	40
		<b>TOTAL</b>	<b>26</b>	<b>40</b>	<b>2</b>	<b>68</b>	<b>42</b>	<b>110</b>
	Nephrology (Ped.)	CC/PR			1	1	1	2
		Visa Trainees	1	2		3	17	20
		<b>TOTAL</b>	<b>1</b>	<b>2</b>	<b>1</b>	<b>4</b>	<b>18</b>	<b>22</b>
Total			27	42	3	72	60	132

**Table 2**  
**NEPHROLOGY**  
**2011-12 Post-M.D. Trainees**  
**(Regular Ministry Funded vs All Other Funding)**  
**Faculty of Medicine Providing Post-M.D. Training**  
**By Rank**

Faculty of Medicine Providing Post-M.D. Training			Residents				Fellows	Total
			R-4	R-5	R-6	Sub-Total	Fellow	
Memorial University	Nephrology (Int.Med.)	Regular Ministry Funded		1		1		1
		Non-Ministry Funded						
		TOTAL		1		1		1
Dalhousie University	Nephrology (Int.Med.)	Regular Ministry Funded						
		Non-Ministry Funded		1		1		1
		TOTAL		1		1		1
Université Laval	Nephrology (Int.Med.)	Regular Ministry Funded	1			1		1
		Non-Ministry Funded						
		TOTAL	1			1		1
Université de Sherbrooke	Nephrology (Int.Med.)	Regular Ministry Funded	5	3		8		8
		Non-Ministry Funded						
		TOTAL	5	3		8		8
Université de Montréal	Nephrology (Int.Med.)	Regular Ministry Funded	1	5		6		6
		Non-Ministry Funded						
		TOTAL	1	5		6		6
McGill University	Nephrology (Int.Med.)	Regular Ministry Funded	1	2		3		3
		Non-Ministry Funded	1			1	1	2
		TOTAL	2	2		4	1	5
	Nephrology (Ped.)	Regular Ministry Funded						
		Non-Ministry Funded	1			1	1	2
TOTAL	1			1	1	2		
University of Ottawa	Nephrology (Int.Med.)	Regular Ministry Funded	2	1		3		3
		Non-Ministry Funded					4	4
		TOTAL	2	1		3	4	7
	Nephrology (Ped.)	Regular Ministry Funded						
		Non-Ministry Funded		1		1	2	3
TOTAL		1		1	2	3		
University of Toronto	Nephrology (Int.Med.)	Regular Ministry Funded	2	7	1	10		10
		Non-Ministry Funded		3		3	20	23
		TOTAL	2	10	1	13	20	33
	Nephrology (Ped.)	Regular Ministry Funded						
		Non-Ministry Funded					12	12
TOTAL					12	12		
McMaster University	Nephrology (Int.Med.)	Regular Ministry Funded	3	1		4		4
		Non-Ministry Funded					1	1
		TOTAL	3	1		4	1	5
University of Western Ontario	Nephrology (Int.Med.)	Regular Ministry Funded	2	5		7		7
		Non-Ministry Funded	1	2		3	8	11
		TOTAL	3	7		10	8	18
University of Manitoba	Nephrology (Int.Med.)	Regular Ministry Funded		1		1		1
		Non-Ministry Funded						
TOTAL		1		1		1		
University of Alberta	Nephrology (Int.Med.)	Regular Ministry Funded	3	2		5		5
		Non-Ministry Funded		1		1	3	4
		TOTAL	3	3		6	3	9
University of Calgary	Nephrology (Int.Med.)	Regular Ministry Funded	2	2		4		4
		Non-Ministry Funded						
TOTAL	2	2		4		4		

(continued)



**Table 2  
NEPHROLOGY  
2011-12 Post-M.D. Trainees  
(Regular Ministry Funded vs All Other Funding)  
Faculty of Medicine Providing Post-M.D. Training  
By  
Rank**

Faculty of Medicine Providing Post-M.D. Training			Residents				Fellows	Total
			R-4	R-5	R-6	Sub-Total	Fellow	
University of Calgary	Nephrology (Ped.)	Regular Ministry Funded			1	1		1
		Non-Ministry Funded		1		1		1
		<b>TOTAL</b>		1	1	2		2
University of British Columbia	Nephrology (Int.Med.)	Regular Ministry Funded	2	2		4		4
		Non-Ministry Funded		1	1	2	5	7
		<b>TOTAL</b>	2	3	1	6	5	11
	Nephrology (Ped.)	Regular Ministry Funded					3	3
		Non-Ministry Funded					3	3
		<b>TOTAL</b>					3	3
Grand Total	Nephrology (Int.Med.)	Regular Ministry Funded	24	32	1	57		57
		Non-Ministry Funded	2	8	1	11	42	53
		<b>TOTAL</b>	26	40	2	68	42	110
	Nephrology (Ped.)	Regular Ministry Funded			1	1		1
		Non-Ministry Funded	1	2		3	18	21
		<b>TOTAL</b>	1	2	1	4	18	22
Total								
			27	42	3	72	60	132

**Table 1  
 OCCUPATIONAL MEDICINE  
 2011-12 Post-M.D. Trainees  
 (Canadian Citizens/Permanent Residents vs Visa Trainees)  
 Faculty of Medicine Providing Post-M.D. Training  
 By  
 Rank**

Faculty of Medicine Providing Post-M.D. Training		Residents	Fellows	Total
		R-5	Fellow	
University of Toronto	CC/PR		1	1
	Visa Trainees			
	<b>TOTAL</b>		<b>1</b>	<b>1</b>
University of Alberta	CC/PR	1		1
	Visa Trainees			
	<b>TOTAL</b>	<b>1</b>		<b>1</b>
Grand Total	CC/PR	1	1	2
	Visa Trainees			
	<b>TOTAL</b>	<b>1</b>	<b>1</b>	<b>2</b>

**Table 2  
 OCCUPATIONAL MEDICINE  
 2011-12 Post-M.D. Trainees  
 (Regular Ministry Funded vs All Other Funding)  
 Faculty of Medicine Providing Post-M.D. Training  
 By  
 Rank**

Faculty of Medicine Providing Post-M.D. Training		Residents	Fellows	Total
		R-5	Fellow	
University of Toronto	Regular Ministry Funded			
	Non-Ministry Funded		1	1
	<b>TOTAL</b>		<b>1</b>	<b>1</b>
University of Alberta	Regular Ministry Funded	1		1
	Non-Ministry Funded			
	<b>TOTAL</b>	<b>1</b>		<b>1</b>
Grand Total	Regular Ministry Funded	1		1
	Non-Ministry Funded		1	1
	<b>TOTAL</b>	<b>1</b>	<b>1</b>	<b>2</b>

**Table 1**  
**RESPIROLOGY**  
**2011-12 Post-M.D. Trainees**  
**(Canadian Citizens/Permanent Residents vs Visa Trainees)**  
**Faculty of Medicine Providing Post-M.D. Training**  
**By Rank**

Faculty of Medicine Providing Post-M.D. Training			Residents					Fellows	Total
			R-4	R-5	R-6	R-7	Sub-Total	Fellow	
Université Laval	Respirology (Int.Med.)	CC/PR	3	2			5		5
		Visa Trainees						2	2
		<b>TOTAL</b>	<b>3</b>	<b>2</b>			<b>5</b>	<b>2</b>	<b>7</b>
Université de Sherbrooke	Respirology (Int.Med.)	CC/PR	1	2			3		3
		Visa Trainees							
		<b>TOTAL</b>	<b>1</b>	<b>2</b>			<b>3</b>		<b>3</b>
Université de Montréal	Respirology (Int.Med.)	CC/PR	3	3			6		6
		Visa Trainees							
		<b>TOTAL</b>	<b>3</b>	<b>3</b>			<b>6</b>		<b>6</b>
McGill University	Respirology (Int.Med.)	CC/PR	2	5	1		8		8
		Visa Trainees		2	1		3	1	4
		<b>TOTAL</b>	<b>2</b>	<b>7</b>	<b>2</b>		<b>11</b>	<b>1</b>	<b>12</b>
	Respirology (Ped.)	CC/PR							
		Visa Trainees	2	1	1		4		4
		<b>TOTAL</b>	<b>2</b>	<b>1</b>	<b>1</b>		<b>4</b>		<b>4</b>
University of Ottawa	Respirology (Int.Med.)	CC/PR	2	3			5	2	7
		Visa Trainees							
		<b>TOTAL</b>	<b>2</b>	<b>3</b>			<b>5</b>	<b>2</b>	<b>7</b>
Queen's University	Respirology (Int.Med.)	CC/PR	2	1			3		3
		Visa Trainees	1				1		1
		<b>TOTAL</b>	<b>3</b>	<b>1</b>			<b>4</b>		<b>4</b>
University of Toronto	Respirology (Int.Med.)	CC/PR	6	8			14	6	20
		Visa Trainees	1				1	4	5
		<b>TOTAL</b>	<b>7</b>	<b>8</b>			<b>15</b>	<b>10</b>	<b>25</b>
	Respirology (Ped.)	CC/PR	3				3		3
		Visa Trainees	1	1			2	4	6
		<b>TOTAL</b>	<b>4</b>	<b>1</b>			<b>5</b>	<b>4</b>	<b>9</b>
McMaster University	Respirology (Int.Med.)	CC/PR	2	3			5		5
		Visa Trainees						3	3
		<b>TOTAL</b>	<b>2</b>	<b>3</b>			<b>5</b>	<b>3</b>	<b>8</b>
University of Western Ontario	Respirology (Int.Med.)	CC/PR	1	1			2		2
		Visa Trainees	1				1	1	2
		<b>TOTAL</b>	<b>2</b>	<b>1</b>			<b>3</b>	<b>1</b>	<b>4</b>
University of Manitoba	Respirology (Int.Med.)	CC/PR	2	1		1	4		4
		Visa Trainees		1			1		1
		<b>TOTAL</b>	<b>2</b>	<b>2</b>		<b>1</b>	<b>5</b>		<b>5</b>
	Respirology (Ped.)	CC/PR							
		Visa Trainees			1		1		1
		<b>TOTAL</b>			<b>1</b>		<b>1</b>		<b>1</b>
University of Saskatchewan	Respirology (Int.Med.)	CC/PR	1	2			3		3
		Visa Trainees							
		<b>TOTAL</b>	<b>1</b>	<b>2</b>			<b>3</b>		<b>3</b>
University of Alberta	Respirology (Int.Med.)	CC/PR	3	3			6		6
		Visa Trainees							
		<b>TOTAL</b>	<b>3</b>	<b>3</b>			<b>6</b>		<b>6</b>
	Respirology (Ped.)	CC/PR							
		Visa Trainees						1	1
		<b>TOTAL</b>						<b>1</b>	<b>1</b>

(continued)

**Table 1**  
**RESPIROLOGY**  
**2011-12 Post-M.D. Trainees**  
**(Canadian Citizens/Permanent Residents vs Visa Trainees)**  
**Faculty of Medicine Providing Post-M.D. Training**  
**By Rank**

Faculty of Medicine Providing Post-M.D. Training			Residents					Fellows	Total
			R-4	R-5	R-6	R-7	Sub-Total	Fellow	
University of Calgary	Respirology (Int.Med.)	CC/PR	2	4			6		6
		Visa Trainees							
		<b>TOTAL</b>	<b>2</b>	<b>4</b>			<b>6</b>		<b>6</b>
	Respirology (Ped.)	CC/PR		2			2		2
		Visa Trainees		1			1	1	2
		<b>TOTAL</b>		<b>3</b>			<b>3</b>	<b>1</b>	<b>4</b>
University of British Columbia	Respirology (Int.Med.)	CC/PR	3	5	1		9	1	10
		Visa Trainees							
		<b>TOTAL</b>	<b>3</b>	<b>5</b>	<b>1</b>		<b>9</b>	<b>1</b>	<b>10</b>
	Respirology (Ped.)	CC/PR							
		Visa Trainees						2	2
		<b>TOTAL</b>						<b>2</b>	<b>2</b>
Grand Total	Respirology (Int.Med.)	CC/PR	33	43	2	1	79	9	88
		Visa Trainees	3	3	1		7	11	18
		<b>TOTAL</b>	<b>36</b>	<b>46</b>	<b>3</b>	<b>1</b>	<b>86</b>	<b>20</b>	<b>106</b>
	Respirology (Ped.)	CC/PR	3	2			5		5
		Visa Trainees	3	3	2		8	8	16
		<b>TOTAL</b>	<b>6</b>	<b>5</b>	<b>2</b>		<b>13</b>	<b>8</b>	<b>21</b>
Total			42	51	5	1	99	28	127

**Table 2**  
**RESPIROLOGY**  
**2011-12 Post-M.D. Trainees**  
**(Regular Ministry Funded vs All Other Funding)**  
**Faculty of Medicine Providing Post-M.D. Training**  
**By Rank**

Faculty of Medicine Providing Post-M.D. Training			Residents					Fellows	Total
			R-4	R-5	R-6	R-7	Sub-Total	Fellow	
Université Laval	Respirology (Int.Med.)	Regular Ministry Funded	3	2			5		5
		Non-Ministry Funded						2	2
		<b>TOTAL</b>	<b>3</b>	<b>2</b>			<b>5</b>	<b>2</b>	<b>7</b>
Université de Sherbrooke	Respirology (Int.Med.)	Regular Ministry Funded	1	2			3		3
		Non-Ministry Funded							
		<b>TOTAL</b>	<b>1</b>	<b>2</b>			<b>3</b>		<b>3</b>
Université de Montréal	Respirology (Int.Med.)	Regular Ministry Funded	3	3			6		6
		Non-Ministry Funded							
		<b>TOTAL</b>	<b>3</b>	<b>3</b>			<b>6</b>		<b>6</b>
McGill University	Respirology (Int.Med.)	Regular Ministry Funded	2	5	1		8		8
		Non-Ministry Funded		2	1		3	1	4
		<b>TOTAL</b>	<b>2</b>	<b>7</b>	<b>2</b>		<b>11</b>	<b>1</b>	<b>12</b>
	Respirology (Ped.)	Regular Ministry Funded							
		Non-Ministry Funded	2	1	1		4		4
		<b>TOTAL</b>	<b>2</b>	<b>1</b>	<b>1</b>		<b>4</b>		<b>4</b>
University of Ottawa	Respirology (Int.Med.)	Regular Ministry Funded	2	3			5		5
		Non-Ministry Funded						2	2
		<b>TOTAL</b>	<b>2</b>	<b>3</b>			<b>5</b>	<b>2</b>	<b>7</b>
Queen's University	Respirology (Int.Med.)	Regular Ministry Funded	2	1			3		3
		Non-Ministry Funded	1				1		1
		<b>TOTAL</b>	<b>3</b>	<b>1</b>			<b>4</b>		<b>4</b>
University of Toronto	Respirology (Int.Med.)	Regular Ministry Funded	6	6			12		12
		Non-Ministry Funded	1	2			3	10	13
		<b>TOTAL</b>	<b>7</b>	<b>8</b>			<b>15</b>	<b>10</b>	<b>25</b>
	Respirology (Ped.)	Regular Ministry Funded	3				3		3
		Non-Ministry Funded	1	1			2	4	6
		<b>TOTAL</b>	<b>4</b>	<b>1</b>			<b>5</b>	<b>4</b>	<b>9</b>
McMaster University	Respirology (Int.Med.)	Regular Ministry Funded	2	3			5		5
		Non-Ministry Funded						3	3
		<b>TOTAL</b>	<b>2</b>	<b>3</b>			<b>5</b>	<b>3</b>	<b>8</b>
University of Western Ontario	Respirology (Int.Med.)	Regular Ministry Funded	1	1			2		2
		Non-Ministry Funded	1				1	1	2
		<b>TOTAL</b>	<b>2</b>	<b>1</b>			<b>3</b>	<b>1</b>	<b>4</b>
University of Manitoba	Respirology (Int.Med.)	Regular Ministry Funded	2	1		1	4		4
		Non-Ministry Funded		1			1		1
		<b>TOTAL</b>	<b>2</b>	<b>2</b>		<b>1</b>	<b>5</b>		<b>5</b>
	Respirology (Ped.)	Regular Ministry Funded							
		Non-Ministry Funded			1		1		1
		<b>TOTAL</b>			<b>1</b>		<b>1</b>		<b>1</b>
University of Saskatchewan	Respirology (Int.Med.)	Regular Ministry Funded	1	2			3		3
		Non-Ministry Funded							
		<b>TOTAL</b>	<b>1</b>	<b>2</b>			<b>3</b>		<b>3</b>
University of Alberta	Respirology (Int.Med.)	Regular Ministry Funded	3	3			6		6
		Non-Ministry Funded							
		<b>TOTAL</b>	<b>3</b>	<b>3</b>			<b>6</b>		<b>6</b>
	Respirology (Ped.)	Regular Ministry Funded							
		Non-Ministry Funded						1	1
		<b>TOTAL</b>						<b>1</b>	<b>1</b>
University of Calgary	Respirology (Int.Med.)	Regular Ministry Funded	2	4			6		6
		Non-Ministry Funded							
		<b>TOTAL</b>	<b>2</b>	<b>4</b>			<b>6</b>		<b>6</b>

(continued)

**Table 2**  
**RESPIROLOGY**  
**2011-12 Post-M.D. Trainees**  
**(Regular Ministry Funded vs All Other Funding)**  
**Faculty of Medicine Providing Post-M.D. Training**  
**By Rank**

Faculty of Medicine Providing Post-M.D. Training			Residents					Fellows	Total
			R-4	R-5	R-6	R-7	Sub-Total	Fellow	
University of Calgary	Respirology (Ped.)	Regular Ministry Funded		2			2		2
		Non-Ministry Funded		1			1	1	2
		<b>TOTAL</b>		<b>3</b>			<b>3</b>	<b>1</b>	<b>4</b>
University of British Columbia	Respirology (Int.Med.)	Regular Ministry Funded	3	5	1		9		9
		Non-Ministry Funded						1	1
		<b>TOTAL</b>	<b>3</b>	<b>5</b>	<b>1</b>		<b>9</b>	<b>1</b>	<b>10</b>
	Respirology (Ped.)	Regular Ministry Funded						2	2
		Non-Ministry Funded						2	2
		<b>TOTAL</b>						<b>2</b>	<b>2</b>
Grand Total	Respirology (Int.Med.)	Regular Ministry Funded	33	41	2	1	77		77
		Non-Ministry Funded	3	5	1		9	20	29
		<b>TOTAL</b>	<b>36</b>	<b>46</b>	<b>3</b>	<b>1</b>	<b>86</b>	<b>20</b>	<b>106</b>
	Respirology (Ped.)	Regular Ministry Funded	3	2			5		5
		Non-Ministry Funded	3	3	2		8	8	16
		<b>TOTAL</b>	<b>6</b>	<b>5</b>	<b>2</b>		<b>13</b>	<b>8</b>	<b>21</b>
Total			42	51	5	1	99	28	127

**Table 1**  
**RHEUMATOLOGY**  
**2011-12 Post-M.D. Trainees**  
**(Canadian Citizens/Permanent Residents vs Visa Trainees)**  
**Faculty of Medicine Providing Post-M.D. Training**  
**By Rank**

Faculty of Medicine Providing Post-M.D. Training			Residents				Fellows	Total
			R-4	R-5	R-6	Sub-Total	Fellow	
Dalhousie University	Rheumatology (Int.Med.)	CC/PR	2	1		3		3
		Visa Trainees						
		TOTAL	2	1		3		3
Université Laval	Rheumatology (Int.Med.)	CC/PR	2	1		3		3
		Visa Trainees						
		TOTAL	2	1		3		3
Université de Sherbrooke	Rheumatology (Int.Med.)	CC/PR	3	2		5		5
		Visa Trainees						
		TOTAL	3	2		5		5
Université de Montréal	Rheumatology (Int.Med.)	CC/PR	3	2		5		5
		Visa Trainees						
		TOTAL	3	2		5		5
McGill University	Rheumatology (Int.Med.)	CC/PR	1	1		2		2
		Visa Trainees						
		TOTAL	1	1		2		2
University of Ottawa	Rheumatology (Int.Med.)	CC/PR		1		1	1	2
		Visa Trainees						
		TOTAL		1		1	1	2
Queen's University	Rheumatology (Int.Med.)	CC/PR	1			1		1
		Visa Trainees						
		TOTAL	1			1		1
University of Toronto	Rheumatology (Int.Med.)	CC/PR	6	5		11	5	16
		Visa Trainees					8	8
		TOTAL	6	5		11	13	24
	Rheumatology (Ped.)	CC/PR	1	2		3	4	7
		Visa Trainees					6	6
		TOTAL	1	2		3	10	13
McMaster University	Rheumatology (Int.Med.)	CC/PR	2	2		4		4
		Visa Trainees						
		TOTAL	2	2		4		4
University of Western Ontario	Rheumatology (Int.Med.)	CC/PR	2	1		3		3
		Visa Trainees	1			1	1	2
		TOTAL	3	1		4	1	5
University of Manitoba	Rheumatology (Int.Med.)	CC/PR		2		2		2
		Visa Trainees						
		TOTAL		2		2		2
University of Alberta	Rheumatology (Int.Med.)	CC/PR	2	3		5		5
		Visa Trainees					1	1
		TOTAL	2	3		5	1	6
University of Calgary	Rheumatology (Int.Med.)	CC/PR	1	1		2		2
		Visa Trainees						
		TOTAL	1	1		2		2
University of British Columbia	Rheumatology (Int.Med.)	CC/PR	2	2		4		4
		Visa Trainees						
		TOTAL	2	2		4		4

(continued)



**Table 1**  
**RHEUMATOLOGY**  
**2011-12 Post-M.D. Trainees**  
**(Canadian Citizens/Permanent Residents vs Visa Trainees)**  
**Faculty of Medicine Providing Post-M.D. Training**  
**By Rank**

Faculty of Medicine Providing Post-M.D. Training			Residents				Fellows	Total
			R-4	R-5	R-6	Sub-Total	Fellow	
University of British Columbia	Rheumatology (Ped.)	CC/PR			1	1		1
		Visa Trainees		1		1	1	2
		<b>TOTAL</b>		1	1	2	1	3
Grand Total	Rheumatology (Int.Med.)	CC/PR	27	24		51	6	57
		Visa Trainees	1			1	10	11
		<b>TOTAL</b>	28	24		52	16	68
	Rheumatology (Ped.)	CC/PR	1	2	1	4	4	8
		Visa Trainees		1		1	7	8
		<b>TOTAL</b>	1	3	1	5	11	16
<b>Total</b>			29	27	1	57	27	84

**Table 2**  
**RHEUMATOLOGY**  
**2011-12 Post-M.D. Trainees**  
**(Regular Ministry Funded vs All Other Funding)**  
**Faculty of Medicine Providing Post-M.D. Training**  
**By Rank**

Faculty of Medicine Providing Post-M.D. Training			Residents				Fellows	Total
			R-4	R-5	R-6	Sub-Total	Fellow	
Dalhousie University	Rheumatology (Int.Med.)	Regular Ministry Funded	2	1		3		3
		Non-Ministry Funded						
		<b>TOTAL</b>	<b>2</b>	<b>1</b>		<b>3</b>		<b>3</b>
Université Laval	Rheumatology (Int.Med.)	Regular Ministry Funded	2	1		3		3
		Non-Ministry Funded						
		<b>TOTAL</b>	<b>2</b>	<b>1</b>		<b>3</b>		<b>3</b>
Université de Sherbrooke	Rheumatology (Int.Med.)	Regular Ministry Funded	3	2		5		5
		Non-Ministry Funded						
		<b>TOTAL</b>	<b>3</b>	<b>2</b>		<b>5</b>		<b>5</b>
Université de Montréal	Rheumatology (Int.Med.)	Regular Ministry Funded	3	2		5		5
		Non-Ministry Funded						
		<b>TOTAL</b>	<b>3</b>	<b>2</b>		<b>5</b>		<b>5</b>
McGill University	Rheumatology (Int.Med.)	Regular Ministry Funded	1	1		2		2
		Non-Ministry Funded						
		<b>TOTAL</b>	<b>1</b>	<b>1</b>		<b>2</b>		<b>2</b>
University of Ottawa	Rheumatology (Int.Med.)	Regular Ministry Funded		1		1		1
		Non-Ministry Funded					1	1
		<b>TOTAL</b>		<b>1</b>		<b>1</b>	<b>1</b>	<b>2</b>
Queen's University	Rheumatology (Int.Med.)	Regular Ministry Funded	1			1		1
		Non-Ministry Funded						
		<b>TOTAL</b>	<b>1</b>			<b>1</b>		<b>1</b>
University of Toronto	Rheumatology (Int.Med.)	Regular Ministry Funded	6	4		10		10
		Non-Ministry Funded		1		1	13	14
		<b>TOTAL</b>	<b>6</b>	<b>5</b>		<b>11</b>	<b>13</b>	<b>24</b>
	Rheumatology (Ped.)	Regular Ministry Funded	1	2		3		3
		Non-Ministry Funded					10	10
		<b>TOTAL</b>	<b>1</b>	<b>2</b>		<b>3</b>	<b>10</b>	<b>13</b>
McMaster University	Rheumatology (Int.Med.)	Regular Ministry Funded	2	2		4		4
		Non-Ministry Funded						
		<b>TOTAL</b>	<b>2</b>	<b>2</b>		<b>4</b>		<b>4</b>
University of Western Ontario	Rheumatology (Int.Med.)	Regular Ministry Funded	2	1		3		3
		Non-Ministry Funded	1			1	1	2
		<b>TOTAL</b>	<b>3</b>	<b>1</b>		<b>4</b>	<b>1</b>	<b>5</b>
University of Manitoba	Rheumatology (Int.Med.)	Regular Ministry Funded		2		2		2
		Non-Ministry Funded						
		<b>TOTAL</b>		<b>2</b>		<b>2</b>		<b>2</b>
University of Alberta	Rheumatology (Int.Med.)	Regular Ministry Funded	2	3		5		5
		Non-Ministry Funded					1	1
		<b>TOTAL</b>	<b>2</b>	<b>3</b>		<b>5</b>	<b>1</b>	<b>6</b>
University of Calgary	Rheumatology (Int.Med.)	Regular Ministry Funded	1	1		2		2
		Non-Ministry Funded						
		<b>TOTAL</b>	<b>1</b>	<b>1</b>		<b>2</b>		<b>2</b>
University of British Columbia	Rheumatology (Int.Med.)	Regular Ministry Funded	2	1		3		3
		Non-Ministry Funded		1		1		1
		<b>TOTAL</b>	<b>2</b>	<b>2</b>		<b>4</b>		<b>4</b>

(continued)

**Table 2**  
**RHEUMATOLOGY**  
**2011-12 Post-M.D. Trainees**  
**(Regular Ministry Funded vs All Other Funding)**  
**Faculty of Medicine Providing Post-M.D. Training**  
**By Rank**

Faculty of Medicine Providing Post-M.D. Training			Residents				Fellows	Total
			R-4	R-5	R-6	Sub-Total	Fellow	
University of British Columbia	Rheumatology (Ped.)	Regular Ministry Funded			1	1		1
		Non-Ministry Funded		1		1	1	2
		<b>TOTAL</b>		1	1	2	1	3
Grand Total	Rheumatology (Int.Med.)	Regular Ministry Funded	27	22		49		49
		Non-Ministry Funded	1	2		3	16	19
		<b>TOTAL</b>	28	24		52	16	68
Total	Rheumatology (Ped.)	Regular Ministry Funded	1	2	1	4		4
		Non-Ministry Funded		1		1	11	12
		<b>TOTAL</b>	1	3	1	5	11	16
<b>Total</b>			29	27	1	57	27	84

**Table 1**  
**TRANSFUSION MEDICINE**  
**2011-12 Post-M.D. Trainees**  
**(Canadian Citizens/Permanent Residents vs Visa Trainees)**  
**Faculty of Medicine Providing Post-M.D. Training**  
**By Rank**

Faculty of Medicine Providing Post-M.D. Training			Residents				Fellows	Total
			R-5	R-6	R-7	Sub-Total	Fellow	
Dalhousie University	Transfusion Med. (Int.Med.)	CC/PR		1		1		1
		Visa Trainees						
		<b>TOTAL</b>		1		1		1
	Transfusion Med. (Hem.Path.)	CC/PR						
		Visa Trainees	1			1		1
		<b>TOTAL</b>	1			1		1
University of Ottawa	Transfusion Med. (Int.Med.)	CC/PR		1		1		1
		Visa Trainees					1	1
		<b>TOTAL</b>		1		1	1	2
University of Toronto	Transfusion Med. (Int.Med.)	CC/PR			1	1		1
		Visa Trainees						
		<b>TOTAL</b>			1	1		1
University of British Columbia	Transfusion Med. (Hem.Path.)	CC/PR		1		1		1
		Visa Trainees						
		<b>TOTAL</b>		1		1		1
Grand Total	Transfusion Med. (Int.Med.)	CC/PR		2	1	3		3
		Visa Trainees					1	1
		<b>TOTAL</b>		2	1	3	1	4
	Transfusion Med. (Hem.Path.)	CC/PR		1		1		1
		Visa Trainees	1			1		1
		<b>TOTAL</b>	1	1		2		2
<b>Total</b>		1	3	1	5	1	6	

**Table 2  
TRANSFUSION MEDICINE  
2011-12 Post-M.D. Trainees  
(Regular Ministry Funded vs All Other Funding)  
Faculty of Medicine Providing Post-M.D. Training  
By  
Rank**

Faculty of Medicine Providing Post-M.D. Training			Residents				Fellows	Total
			R-5	R-6	R-7	Sub-Total	Fellow	
Dalhousie University	Transfusion Med. (Int.Med.)	Regular Ministry Funded						
		Non-Ministry Funded		1		1		1
		<b>TOTAL</b>		1		1		1
	Transfusion Med. (Hem.Path.)	Regular Ministry Funded						
		Non-Ministry Funded	1			1		1
		<b>TOTAL</b>	1			1		1
University of Ottawa	Transfusion Med. (Int.Med.)	Regular Ministry Funded						
		Non-Ministry Funded		1		1	1	2
		<b>TOTAL</b>		1		1	1	2
University of Toronto	Transfusion Med. (Int.Med.)	Regular Ministry Funded			1	1		1
		Non-Ministry Funded						
		<b>TOTAL</b>			1	1		1
University of British Columbia	Transfusion Med. (Hem.Path.)	Regular Ministry Funded						
		Non-Ministry Funded		1		1		1
		<b>TOTAL</b>		1		1		1
Grand Total	Transfusion Med. (Int.Med.)	Regular Ministry Funded			1	1		1
		Non-Ministry Funded		2		2	1	3
		<b>TOTAL</b>		2	1	3	1	4
	Transfusion Med. (Hem.Path.)	Regular Ministry Funded						
		Non-Ministry Funded	1	1		2		2
		<b>TOTAL</b>	1	1		2		2
<b>Total</b>								
			1	3	1	5	1	6

**Table 1  
 COLORECTAL SURGERY  
 2011-12 Post-M.D. Trainees  
 (Canadian Citizens/Permanent Residents vs Visa Trainees)  
 Faculty of Medicine Providing Post-M.D. Training  
 By  
 Rank**

Faculty of Medicine Providing Post-M.D. Training		Residents			Fellows	Total
		R-6	R-7	Sub-Total	Fellow	
University of Ottawa	CC/PR	1		1		1
	Visa Trainees					
	<b>TOTAL</b>	<b>1</b>		<b>1</b>		<b>1</b>
University of Toronto	CC/PR		3	3		3
	Visa Trainees				1	1
	<b>TOTAL</b>		<b>3</b>	<b>3</b>	<b>1</b>	<b>4</b>
University of Calgary	CC/PR		1	1		1
	Visa Trainees					
	<b>TOTAL</b>		<b>1</b>	<b>1</b>		<b>1</b>
University of British Columbia	CC/PR					
	Visa Trainees				1	1
	<b>TOTAL</b>				<b>1</b>	<b>1</b>
Grand Total	CC/PR	1	4	5		5
	Visa Trainees				2	2
	<b>TOTAL</b>	<b>1</b>	<b>4</b>	<b>5</b>	<b>2</b>	<b>7</b>

**Table 2**  
**COLORECTAL SURGERY**  
**2011-12 Post-M.D. Trainees**  
**(Regular Ministry Funded vs All Other Funding)**  
**Faculty of Medicine Providing Post-M.D. Training**  
**By Rank**

Faculty of Medicine Providing Post-M.D. Training		Residents			Fellows	Total
		R-6	R-7	Sub-Total	Fellow	
University of Ottawa	Regular Ministry Funded	1		1		1
	Non-Ministry Funded					
	<b>TOTAL</b>	<b>1</b>		<b>1</b>		<b>1</b>
University of Toronto	Regular Ministry Funded		2	2		2
	Non-Ministry Funded		1	1	1	2
	<b>TOTAL</b>		<b>3</b>	<b>3</b>	<b>1</b>	<b>4</b>
University of Calgary	Regular Ministry Funded		1	1		1
	Non-Ministry Funded					
	<b>TOTAL</b>		<b>1</b>	<b>1</b>		<b>1</b>
University of British Columbia	Regular Ministry Funded					
	Non-Ministry Funded				1	1
	<b>TOTAL</b>				<b>1</b>	<b>1</b>
Grand Total	Regular Ministry Funded	1	3	4		4
	Non-Ministry Funded		1	1	2	3
	<b>TOTAL</b>	<b>1</b>	<b>4</b>	<b>5</b>	<b>2</b>	<b>7</b>

**Table 1  
GENERAL SURGICAL ONCOLOGY  
2011-12 Post-M.D. Trainees  
(Canadian Citizens/Permanent Residents vs Visa Trainees)  
Faculty of Medicine Providing Post-M.D. Training  
By  
Rank**

Faculty of Medicine Providing Post-M.D. Training		Residents			Fellows	Total
		R-6	R-7	Sub-Total	Fellow	
McGill University	CC/PR	1		1		1
	Visa Trainees	2		2	1	3
	<b>TOTAL</b>	<b>3</b>		<b>3</b>	<b>1</b>	<b>4</b>
University of Toronto	CC/PR	3	3	6	1	7
	Visa Trainees				4	4
	<b>TOTAL</b>	<b>3</b>	<b>3</b>	<b>6</b>	<b>5</b>	<b>11</b>
University of Manitoba	CC/PR					
	Visa Trainees				2	2
	<b>TOTAL</b>				<b>2</b>	<b>2</b>
University of Calgary	CC/PR		3	3		3
	Visa Trainees	1		1		1
	<b>TOTAL</b>	<b>1</b>	<b>3</b>	<b>4</b>		<b>4</b>
Grand Total	CC/PR	4	6	10	1	11
	Visa Trainees	3		3	7	10
	<b>TOTAL</b>	<b>7</b>	<b>6</b>	<b>13</b>	<b>8</b>	<b>21</b>



**Table 2**  
**GENERAL SURGICAL ONCOLOGY**  
**2011-12 Post-M.D. Trainees**  
**(Regular Ministry Funded vs All Other Funding)**  
**Faculty of Medicine Providing Post-M.D. Training**  
**By**  
**Rank**

Faculty of Medicine Providing Post-M.D. Training		Residents			Fellows	Total
		R-6	R-7	Sub-Total	Fellow	
McGill University	Regular Ministry Funded	1		1		1
	Non-Ministry Funded	2		2	1	3
	<b>TOTAL</b>	<b>3</b>		<b>3</b>	<b>1</b>	<b>4</b>
University of Toronto	Regular Ministry Funded	3	3	6		6
	Non-Ministry Funded				5	5
	<b>TOTAL</b>	<b>3</b>	<b>3</b>	<b>6</b>	<b>5</b>	<b>11</b>
University of Manitoba	Regular Ministry Funded					
	Non-Ministry Funded				2	2
	<b>TOTAL</b>				<b>2</b>	<b>2</b>
University of Calgary	Regular Ministry Funded		3	3		3
	Non-Ministry Funded	1		1		1
	<b>TOTAL</b>	<b>1</b>	<b>3</b>	<b>4</b>		<b>4</b>
Grand Total	Regular Ministry Funded	4	6	10		10
	Non-Ministry Funded	3		3	8	11
	<b>TOTAL</b>	<b>7</b>	<b>6</b>	<b>13</b>	<b>8</b>	<b>21</b>

**Table 1  
PEDIATRIC SURGERY  
2011-12 Post-M.D. Trainees  
(Canadian Citizens/Permanent Residents vs Visa Trainees)  
Faculty of Medicine Providing Post-M.D. Training  
By  
Rank**

Faculty of Medicine Providing Post-M.D. Training		Residents			Fellows	Total
		R-6	R-7	Sub-Total	Fellow	
Dalhousie University	CC/PR		1	1		1
	Visa Trainees					
	<b>TOTAL</b>		1	1		1
Université de Montréal	CC/PR	1	1	2		2
	Visa Trainees	1		1		1
	<b>TOTAL</b>	2	1	3		3
McGill University	CC/PR					
	Visa Trainees	2		2		2
	<b>TOTAL</b>	2		2		2
University of Ottawa	CC/PR					
	Visa Trainees				1	1
	<b>TOTAL</b>				1	1
University of Toronto	CC/PR	2	1	3	1	4
	Visa Trainees				2	2
	<b>TOTAL</b>	2	1	3	3	6
McMaster University	CC/PR	1		1		1
	Visa Trainees					
	<b>TOTAL</b>	1		1		1
University of Calgary	CC/PR	1		1		1
	Visa Trainees					
	<b>TOTAL</b>	1		1		1
University of British Columbia	CC/PR		1	1		1
	Visa Trainees	1		1		1
	<b>TOTAL</b>	1	1	2		2
Grand Total	CC/PR	5	4	9	1	10
	Visa Trainees	4		4	3	7
	<b>TOTAL</b>	9	4	13	4	17

**Table 2**  
**PEDIATRIC SURGERY**  
**2011-12 Post-M.D. Trainees**  
**(Regular Ministry Funded vs All Other Funding)**  
**Faculty of Medicine Providing Post-M.D. Training**  
**By**  
**Rank**

Faculty of Medicine Providing Post-M.D. Training		Residents			Fellows	Total
		R-6	R-7	Sub-Total	Fellow	
Dalhousie University	Regular Ministry Funded		1	1		1
	Non-Ministry Funded					
	<b>TOTAL</b>		<b>1</b>	<b>1</b>		<b>1</b>
Université de Montréal	Regular Ministry Funded	2	1	3		3
	Non-Ministry Funded					
	<b>TOTAL</b>	<b>2</b>	<b>1</b>	<b>3</b>		<b>3</b>
McGill University	Regular Ministry Funded	1		1		1
	Non-Ministry Funded	1		1		1
	<b>TOTAL</b>	<b>2</b>		<b>2</b>		<b>2</b>
University of Ottawa	Regular Ministry Funded					
	Non-Ministry Funded				1	1
	<b>TOTAL</b>				<b>1</b>	<b>1</b>
University of Toronto	Regular Ministry Funded	2	1	3		3
	Non-Ministry Funded				3	3
	<b>TOTAL</b>	<b>2</b>	<b>1</b>	<b>3</b>	<b>3</b>	<b>6</b>
McMaster University	Regular Ministry Funded	1		1		1
	Non-Ministry Funded					
	<b>TOTAL</b>	<b>1</b>		<b>1</b>		<b>1</b>
University of Calgary	Regular Ministry Funded	1		1		1
	Non-Ministry Funded					
	<b>TOTAL</b>	<b>1</b>		<b>1</b>		<b>1</b>
University of British Columbia	Regular Ministry Funded		1	1		1
	Non-Ministry Funded	1		1		1
	<b>TOTAL</b>	<b>1</b>	<b>1</b>	<b>2</b>		<b>2</b>
Grand Total	Regular Ministry Funded	7	4	11		11
	Non-Ministry Funded	2		2	4	6
	<b>TOTAL</b>	<b>9</b>	<b>4</b>	<b>13</b>	<b>4</b>	<b>17</b>

**Table 1  
 THORACIC SURGERY  
 2011-12 Post-M.D. Trainees  
 (Canadian Citizens/Permanent Residents vs Visa Trainees)  
 Faculty of Medicine Providing Post-M.D. Training  
 By  
 Rank**

Faculty of Medicine Providing Post-M.D. Training		Residents			Fellows	Total
		R-6	R-7	Sub-Total	Fellow	
Université Laval	CC/PR					
	Visa Trainees				2	2
	<b>TOTAL</b>				<b>2</b>	<b>2</b>
University of Ottawa	CC/PR	1		1	1	2
	Visa Trainees				2	2
	<b>TOTAL</b>	<b>1</b>		<b>1</b>	<b>3</b>	<b>4</b>
University of Toronto	CC/PR	3		3		3
	Visa Trainees		1	1	19	20
	<b>TOTAL</b>	<b>3</b>	<b>1</b>	<b>4</b>	<b>19</b>	<b>23</b>
McMaster University	CC/PR					
	Visa Trainees				1	1
	<b>TOTAL</b>				<b>1</b>	<b>1</b>
University of Western Ontario	CC/PR	1		1		1
	Visa Trainees					
	<b>TOTAL</b>	<b>1</b>		<b>1</b>		<b>1</b>
University of Manitoba	CC/PR					
	Visa Trainees		1	1		1
	<b>TOTAL</b>		<b>1</b>	<b>1</b>		<b>1</b>
University of Calgary	CC/PR		1	1		1
	Visa Trainees					
	<b>TOTAL</b>		<b>1</b>	<b>1</b>		<b>1</b>
University of British Columbia	CC/PR	1	1	2		2
	Visa Trainees		1	1		1
	<b>TOTAL</b>	<b>1</b>	<b>2</b>	<b>3</b>		<b>3</b>
Grand Total	CC/PR	6	2	8	1	9
	Visa Trainees		3	3	24	27
	<b>TOTAL</b>	<b>6</b>	<b>5</b>	<b>11</b>	<b>25</b>	<b>36</b>

**Table 2  
THORACIC SURGERY  
2011-12 Post-M.D. Trainees  
(Regular Ministry Funded vs All Other Funding)  
Faculty of Medicine Providing Post-M.D. Training  
By  
Rank**

Faculty of Medicine Providing Post-M.D. Training		Residents			Fellows	Total
		R-6	R-7	Sub-Total	Fellow	
Université Laval	Regular Ministry Funded					
	Non-Ministry Funded				2	2
	<b>TOTAL</b>				<b>2</b>	<b>2</b>
University of Ottawa	Regular Ministry Funded	1		1		1
	Non-Ministry Funded				3	3
	<b>TOTAL</b>	<b>1</b>		<b>1</b>	<b>3</b>	<b>4</b>
University of Toronto	Regular Ministry Funded	2		2		2
	Non-Ministry Funded	1	1	2	19	21
	<b>TOTAL</b>	<b>3</b>	<b>1</b>	<b>4</b>	<b>19</b>	<b>23</b>
McMaster University	Regular Ministry Funded					
	Non-Ministry Funded				1	1
	<b>TOTAL</b>				<b>1</b>	<b>1</b>
University of Western Ontario	Regular Ministry Funded	1		1		1
	Non-Ministry Funded					
	<b>TOTAL</b>	<b>1</b>		<b>1</b>		<b>1</b>
University of Manitoba	Regular Ministry Funded					
	Non-Ministry Funded		1	1		1
	<b>TOTAL</b>		<b>1</b>	<b>1</b>		<b>1</b>
University of Calgary	Regular Ministry Funded		1	1		1
	Non-Ministry Funded					
	<b>TOTAL</b>		<b>1</b>	<b>1</b>		<b>1</b>
University of British Columbia	Regular Ministry Funded	1	1	2		2
	Non-Ministry Funded		1	1		1
	<b>TOTAL</b>	<b>1</b>	<b>2</b>	<b>3</b>		<b>3</b>
Grand Total	Regular Ministry Funded	5	2	7		7
	Non-Ministry Funded	1	3	4	25	29
	<b>TOTAL</b>	<b>6</b>	<b>5</b>	<b>11</b>	<b>25</b>	<b>36</b>

**Table 1  
VASCULAR SURGERY  
2011-12 Post-M.D. Trainees  
(Canadian Citizens/Permanent Residents vs Visa Trainees)  
Faculty of Medicine Providing Post-M.D. Training  
By  
Rank**

Faculty of Medicine Providing Post-M.D. Training		Residents			Fellows	Total
		R-6	R-7	Sub-Total	Fellow	
Université de Montréal	CC/PR				1	1
	Visa Trainees					
	<b>TOTAL</b>				<b>1</b>	<b>1</b>
McGill University	CC/PR	2		2		2
	Visa Trainees	1		1		1
	<b>TOTAL</b>	<b>3</b>		<b>3</b>		<b>3</b>
University of Ottawa	CC/PR		1	1		1
	Visa Trainees					
	<b>TOTAL</b>		<b>1</b>	<b>1</b>		<b>1</b>
University of Toronto	CC/PR	1	2	3	1	4
	Visa Trainees				1	1
	<b>TOTAL</b>	<b>1</b>	<b>2</b>	<b>3</b>	<b>2</b>	<b>5</b>
McMaster University	CC/PR	1	2	3		3
	Visa Trainees					
	<b>TOTAL</b>	<b>1</b>	<b>2</b>	<b>3</b>		<b>3</b>
University of Western Ontario	CC/PR	1	1	2		2
	Visa Trainees					
	<b>TOTAL</b>	<b>1</b>	<b>1</b>	<b>2</b>		<b>2</b>
University of Calgary	CC/PR	1		1		1
	Visa Trainees					
	<b>TOTAL</b>	<b>1</b>		<b>1</b>		<b>1</b>
University of British Columbia	CC/PR	1	2	3		3
	Visa Trainees					
	<b>TOTAL</b>	<b>1</b>	<b>2</b>	<b>3</b>		<b>3</b>
Grand Total	CC/PR	7	8	15	2	17
	Visa Trainees	1		1	1	2
	<b>TOTAL</b>	<b>8</b>	<b>8</b>	<b>16</b>	<b>3</b>	<b>19</b>

**Table 2**  
**VASCULAR SURGERY**  
**2011-12 Post-M.D. Trainees**  
**(Regular Ministry Funded vs All Other Funding)**  
**Faculty of Medicine Providing Post-M.D. Training**  
**By Rank**

Faculty of Medicine Providing Post-M.D. Training		Residents			Fellows	Total
		R-6	R-7	Sub-Total	Fellow	
Université de Montréal	Regular Ministry Funded				1	1
	Non-Ministry Funded					
	<b>TOTAL</b>				<b>1</b>	<b>1</b>
McGill University	Regular Ministry Funded	2		2		2
	Non-Ministry Funded	1		1		1
	<b>TOTAL</b>	<b>3</b>		<b>3</b>		<b>3</b>
University of Ottawa	Regular Ministry Funded		1	1		1
	Non-Ministry Funded					
	<b>TOTAL</b>		<b>1</b>	<b>1</b>		<b>1</b>
University of Toronto	Regular Ministry Funded	1	2	3		3
	Non-Ministry Funded				2	2
	<b>TOTAL</b>	<b>1</b>	<b>2</b>	<b>3</b>	<b>2</b>	<b>5</b>
McMaster University	Regular Ministry Funded	1	2	3		3
	Non-Ministry Funded					
	<b>TOTAL</b>	<b>1</b>	<b>2</b>	<b>3</b>		<b>3</b>
University of Western Ontario	Regular Ministry Funded	1	1	2		2
	Non-Ministry Funded					
	<b>TOTAL</b>	<b>1</b>	<b>1</b>	<b>2</b>		<b>2</b>
University of Calgary	Regular Ministry Funded	1		1		1
	Non-Ministry Funded					
	<b>TOTAL</b>	<b>1</b>		<b>1</b>		<b>1</b>
University of British Columbia	Regular Ministry Funded	1	2	3		3
	Non-Ministry Funded					
	<b>TOTAL</b>	<b>1</b>	<b>2</b>	<b>3</b>		<b>3</b>
Grand Total	Regular Ministry Funded	7	8	15	1	16
	Non-Ministry Funded	1		1	2	3
	<b>TOTAL</b>	<b>8</b>	<b>8</b>	<b>16</b>	<b>3</b>	<b>19</b>

**Table 1**  
**GYNECOLOGIC ONCOLOGY**  
**2011-12 Post-M.D. Trainees**  
**(Canadian Citizens/Permanent Residents vs Visa Trainees)**  
**Faculty of Medicine Providing Post-M.D. Training**  
**By**  
**Rank**

Faculty of Medicine Providing Post-M.D. Training		Residents			Fellows	Total
		R-6	R-7	Sub-Total	Fellow	
Université Laval	CC/PR					
	Visa Trainees				3	3
	<b>TOTAL</b>				<b>3</b>	<b>3</b>
Université de Montréal	CC/PR		1	1		1
	Visa Trainees				1	1
	<b>TOTAL</b>		<b>1</b>	<b>1</b>	<b>1</b>	<b>2</b>
McGill University	CC/PR					
	Visa Trainees	4		4		4
	<b>TOTAL</b>	<b>4</b>		<b>4</b>		<b>4</b>
University of Ottawa	CC/PR	1		1		1
	Visa Trainees				1	1
	<b>TOTAL</b>	<b>1</b>		<b>1</b>	<b>1</b>	<b>2</b>
University of Toronto	CC/PR		1	1	4	5
	Visa Trainees				3	3
	<b>TOTAL</b>		<b>1</b>	<b>1</b>	<b>7</b>	<b>8</b>
University of Manitoba	CC/PR		1	1		1
	Visa Trainees		1	1		1
	<b>TOTAL</b>		<b>2</b>	<b>2</b>		<b>2</b>
University of Calgary	CC/PR	2		2		2
	Visa Trainees		1	1		1
	<b>TOTAL</b>	<b>2</b>	<b>1</b>	<b>3</b>		<b>3</b>
University of British Columbia	CC/PR	1	1	2		2
	Visa Trainees					
	<b>TOTAL</b>	<b>1</b>	<b>1</b>	<b>2</b>		<b>2</b>
Grand Total	CC/PR	4	4	8	4	12
	Visa Trainees	4	2	6	8	14
	<b>TOTAL</b>	<b>8</b>	<b>6</b>	<b>14</b>	<b>12</b>	<b>26</b>



**Table 2**  
**GYNECOLOGIC ONCOLOGY**  
**2011-12 Post-M.D. Trainees**  
**(Regular Ministry Funded vs All Other Funding)**  
**Faculty of Medicine Providing Post-M.D. Training**  
**By Rank**

Faculty of Medicine Providing Post-M.D. Training		Residents			Fellows	Total
		R-6	R-7	Sub-Total	Fellow	
Université Laval	Regular Ministry Funded					
	Non-Ministry Funded				3	3
	<b>TOTAL</b>				<b>3</b>	<b>3</b>
Université de Montréal	Regular Ministry Funded		1	1		1
	Non-Ministry Funded				1	1
	<b>TOTAL</b>		<b>1</b>	<b>1</b>	<b>1</b>	<b>2</b>
McGill University	Regular Ministry Funded					
	Non-Ministry Funded	4		4		4
	<b>TOTAL</b>	<b>4</b>		<b>4</b>		<b>4</b>
University of Ottawa	Regular Ministry Funded					
	Non-Ministry Funded	1		1	1	2
	<b>TOTAL</b>	<b>1</b>		<b>1</b>	<b>1</b>	<b>2</b>
University of Toronto	Regular Ministry Funded		1	1		1
	Non-Ministry Funded				7	7
	<b>TOTAL</b>		<b>1</b>	<b>1</b>	<b>7</b>	<b>8</b>
University of Manitoba	Regular Ministry Funded					
	Non-Ministry Funded		2	2		2
	<b>TOTAL</b>		<b>2</b>	<b>2</b>		<b>2</b>
University of Calgary	Regular Ministry Funded					
	Non-Ministry Funded	2	1	3		3
	<b>TOTAL</b>	<b>2</b>	<b>1</b>	<b>3</b>		<b>3</b>
University of British Columbia	Regular Ministry Funded	1	1	2		2
	Non-Ministry Funded					
	<b>TOTAL</b>	<b>1</b>	<b>1</b>	<b>2</b>		<b>2</b>
Grand Total	Regular Ministry Funded	1	3	4		4
	Non-Ministry Funded	7	3	10	12	22
	<b>TOTAL</b>	<b>8</b>	<b>6</b>	<b>14</b>	<b>12</b>	<b>26</b>

**Table 1**  
**GYNECOLOGIC REPRODUCTIVE ENDOCRINOLOGY AND INFERTILITY**  
**2011-12 Post-M.D. Trainees**  
**(Canadian Citizens/Permanent Residents vs Visa Trainees)**  
**Faculty of Medicine Providing Post-M.D. Training**  
**By**  
**Rank**

Faculty of Medicine Providing Post-M.D. Training		Residents			Fellows	Total
		R-6	R-7	Sub-Total	Fellow	
Université de Montréal	CC/PR	3		3	1	4
	Visa Trainees				2	2
	<b>TOTAL</b>	<b>3</b>		<b>3</b>	<b>3</b>	<b>6</b>
McGill University	CC/PR					
	Visa Trainees	5		5		5
	<b>TOTAL</b>	<b>5</b>		<b>5</b>		<b>5</b>
University of Ottawa	CC/PR	1	1	2		2
	Visa Trainees					
	<b>TOTAL</b>	<b>1</b>	<b>1</b>	<b>2</b>		<b>2</b>
University of Toronto	CC/PR	1	2	3		3
	Visa Trainees					
	<b>TOTAL</b>	<b>1</b>	<b>2</b>	<b>3</b>		<b>3</b>
McMaster University	CC/PR		1	1		1
	Visa Trainees					
	<b>TOTAL</b>		<b>1</b>	<b>1</b>		<b>1</b>
University of Western Ontario	CC/PR		1	1		1
	Visa Trainees	1		1		1
	<b>TOTAL</b>	<b>1</b>	<b>1</b>	<b>2</b>		<b>2</b>
University of British Columbia	CC/PR	1		1		1
	Visa Trainees	1		1		1
	<b>TOTAL</b>	<b>2</b>		<b>2</b>		<b>2</b>
Grand Total	CC/PR	6	5	11	1	12
	Visa Trainees	7		7	2	9
	<b>TOTAL</b>	<b>13</b>	<b>5</b>	<b>18</b>	<b>3</b>	<b>21</b>

**Table 2**  
**GYNECOLOGIC REPRODUCTIVE ENDOCRINOLOGY AND INFERTILITY**  
**2011-12 Post-M.D. Trainees**  
**(Regular Ministry Funded vs All Other Funding)**  
**Faculty of Medicine Providing Post-M.D. Training**  
**By Rank**

Faculty of Medicine Providing Post-M.D. Training		Residents			Fellows	Total
		R-6	R-7	Sub-Total	Fellow	
Université de Montréal	Regular Ministry Funded	3		3		3
	Non-Ministry Funded				3	3
	<b>TOTAL</b>	<b>3</b>		<b>3</b>	<b>3</b>	<b>6</b>
McGill University	Regular Ministry Funded					
	Non-Ministry Funded	5		5		5
	<b>TOTAL</b>	<b>5</b>		<b>5</b>		<b>5</b>
University of Ottawa	Regular Ministry Funded	1	1	2		2
	Non-Ministry Funded					
	<b>TOTAL</b>	<b>1</b>	<b>1</b>	<b>2</b>		<b>2</b>
University of Toronto	Regular Ministry Funded	1	2	3		3
	Non-Ministry Funded					
	<b>TOTAL</b>	<b>1</b>	<b>2</b>	<b>3</b>		<b>3</b>
McMaster University	Regular Ministry Funded		1	1		1
	Non-Ministry Funded					
	<b>TOTAL</b>		<b>1</b>	<b>1</b>		<b>1</b>
University of Western Ontario	Regular Ministry Funded		1	1		1
	Non-Ministry Funded	1		1		1
	<b>TOTAL</b>	<b>1</b>	<b>1</b>	<b>2</b>		<b>2</b>
University of British Columbia	Regular Ministry Funded	1		1		1
	Non-Ministry Funded	1		1		1
	<b>TOTAL</b>	<b>2</b>		<b>2</b>		<b>2</b>
Grand Total	Regular Ministry Funded	6	5	11		11
	Non-Ministry Funded	7		7	3	10
	<b>TOTAL</b>	<b>13</b>	<b>5</b>	<b>18</b>	<b>3</b>	<b>21</b>

**Table 1  
MATERNAL-FETAL MEDICINE  
2011-12 Post-M.D. Trainees  
(Canadian Citizens/Permanent Residents vs Visa Trainees)  
Faculty of Medicine Providing Post-M.D. Training  
By  
Rank**

Faculty of Medicine Providing Post-M.D. Training		Residents			Fellows	Total
		R-6	R-7	Sub-Total	Fellow	
Dalhousie University	CC/PR	1	2	3		3
	Visa Trainees					
	<b>TOTAL</b>	<b>1</b>	<b>2</b>	<b>3</b>		<b>3</b>
Université de Montréal	CC/PR					
	Visa Trainees				3	3
	<b>TOTAL</b>				<b>3</b>	<b>3</b>
McGill University	CC/PR	2		2		2
	Visa Trainees	1		1		1
	<b>TOTAL</b>	<b>3</b>		<b>3</b>		<b>3</b>
University of Ottawa	CC/PR				1	1
	Visa Trainees				8	8
	<b>TOTAL</b>				<b>9</b>	<b>9</b>
University of Toronto	CC/PR	1	2	3		3
	Visa Trainees		1	1	9	10
	<b>TOTAL</b>	<b>1</b>	<b>3</b>	<b>4</b>	<b>9</b>	<b>13</b>
McMaster University	CC/PR	1		1		1
	Visa Trainees					
	<b>TOTAL</b>	<b>1</b>		<b>1</b>		<b>1</b>
University of Western Ontario	CC/PR		1	1		1
	Visa Trainees					
	<b>TOTAL</b>		<b>1</b>	<b>1</b>		<b>1</b>
University of Calgary	CC/PR	1		1		1
	Visa Trainees					
	<b>TOTAL</b>	<b>1</b>		<b>1</b>		<b>1</b>
University of British Columbia	CC/PR	1	1	2		2
	Visa Trainees				1	1
	<b>TOTAL</b>	<b>1</b>	<b>1</b>	<b>2</b>	<b>1</b>	<b>3</b>
Grand Total	CC/PR	7	6	13	1	14
	Visa Trainees	1	1	2	21	23
	<b>TOTAL</b>	<b>8</b>	<b>7</b>	<b>15</b>	<b>22</b>	<b>37</b>

**Table 2  
MATERNAL-FETAL MEDICINE  
2011-12 Post-M.D. Trainees  
(Regular Ministry Funded vs All Other Funding)  
Faculty of Medicine Providing Post-M.D. Training  
By  
Rank**

Faculty of Medicine Providing Post-M.D. Training		Residents			Fellows	Total
		R-6	R-7	Sub-Total	Fellow	
Dalhousie University	Regular Ministry Funded					
	Non-Ministry Funded	1	2	3		3
	<b>TOTAL</b>	<b>1</b>	<b>2</b>	<b>3</b>		<b>3</b>
Université de Montréal	Regular Ministry Funded					
	Non-Ministry Funded				3	3
	<b>TOTAL</b>				<b>3</b>	<b>3</b>
McGill University	Regular Ministry Funded	2		2		2
	Non-Ministry Funded	1		1		1
	<b>TOTAL</b>	<b>3</b>		<b>3</b>		<b>3</b>
University of Ottawa	Regular Ministry Funded					
	Non-Ministry Funded				9	9
	<b>TOTAL</b>				<b>9</b>	<b>9</b>
University of Toronto	Regular Ministry Funded	1	2	3		3
	Non-Ministry Funded		1	1	9	10
	<b>TOTAL</b>	<b>1</b>	<b>3</b>	<b>4</b>	<b>9</b>	<b>13</b>
McMaster University	Regular Ministry Funded	1		1		1
	Non-Ministry Funded					
	<b>TOTAL</b>	<b>1</b>		<b>1</b>		<b>1</b>
University of Western Ontario	Regular Ministry Funded		1	1		1
	Non-Ministry Funded					
	<b>TOTAL</b>		<b>1</b>	<b>1</b>		<b>1</b>
University of Calgary	Regular Ministry Funded	1		1		1
	Non-Ministry Funded					
	<b>TOTAL</b>	<b>1</b>		<b>1</b>		<b>1</b>
University of British Columbia	Regular Ministry Funded	1	1	2		2
	Non-Ministry Funded				1	1
	<b>TOTAL</b>	<b>1</b>	<b>1</b>	<b>2</b>	<b>1</b>	<b>3</b>
Grand Total	Regular Ministry Funded	6	4	10		10
	Non-Ministry Funded	2	3	5	22	27
	<b>TOTAL</b>	<b>8</b>	<b>7</b>	<b>15</b>	<b>22</b>	<b>37</b>

**Table 3-A**  
**SUMMARY TABLE 2002 - 2011**  
**NUMBER OF CANADIAN CITIZENS/PERMANENT RESIDENTS IN ALL TRAINING FIELDS**  
**FIELD OF POST-M.D. TRAINING**  
**BY**  
**POST-M.D. TRAINING YEAR**

Field of Post-M.D. Training	Post-M.D. Training Year									
	2002	2003	2004	2005	2006	2007	2008	2009	2010	2011
Non-Specialized Upgrading	3	8	10	5						
<b>NON-SPECIALIZED TRAINING SUBTOTAL</b>	<b>3</b>	<b>8</b>	<b>10</b>	<b>5</b>						
Family Medicine	1424	1434	1539	1712	1908	1990	2053	2228	2424	2594
Emergency Medicine (CFPC)	99	109	104	99	87	110	115	125	135	120
Care of the Elderly (CFPC)	15	11	10	11	8	10	10	6	9	10
Enhanced Skills: Other Fam. Med. Training	21	52	82	63	61	66	78	89	103	129
<b>FAMILY MEDICINE SUBTOTAL</b>	<b>1559</b>	<b>1606</b>	<b>1735</b>	<b>1885</b>	<b>2064</b>	<b>2176</b>	<b>2256</b>	<b>2448</b>	<b>2671</b>	<b>2853</b>
Palliative Medicine	13	18	19	20	16	14	18	23	31	21
<b>TRAINING FOLLOWING FAMILY MEDICINE OR SPECIALTY SUBTOTAL</b>	<b>13</b>	<b>18</b>	<b>19</b>	<b>20</b>	<b>16</b>	<b>14</b>	<b>18</b>	<b>23</b>	<b>31</b>	<b>21</b>
Anesthesiology	479	496	521	533	570	611	622	657	685	703
Critical Care (Anes.)	6	8	6	7	13	21	13	8	9	11
Transfusion Medicine (Anes.)				1			1	1		
Public Health and Preventive Medicine	60	58	69	71	85	96	100	124	129	130
Dermatology	53	52	52	65	62	75	91	98	109	123
Diagnostic Radiology	371	388	407	408	440	451	466	495	516	536
Neuroradiology	4	3	2	8	11	6	9	8	11	8
Pediatric Diagnostic Radiology	1	1	3	4	1	2	4	2	6	7
Emergency Medicine (RCPSC)	125	139	143	146	157	177	197	235	278	301
Critical Care (Emergency Med.)	1	2	1	2	3	9	3	8	10	8
Pediatric Emergency Medicine		3	10	13	3				1	1
Internal Medicine	779	799	857	938	1020	1140	1235	1366	1386	1419
Cardiology (Int.Med.)	141	155	162	164	177	180	182	201	210	227
Clin. Imm./Allergy (Int.Med.)	7	8	4	4	4	6	6	9	9	15
Clin. Pharmacology and Toxicology (Int.Med.)	10	7	4	2	3	2	3	4	6	7
Critical Care (Int.Med.)	29	41	37	42	49	43	51	45	48	59
Endocrinology/Met. (Int.Med.)	27	31	31	27	30	38	39	37	49	59
Gastroenterology (Int.Med.)	74	84	69	72	82	78	71	82	88	106
General Internal Medicine										65
Geriatric Medicine (Int.Med.)	19	11	10	11	16	21	22	20	18	25
Hematology (Int.Med.)	49	59	51	46	53	50	50	62	76	84
Infectious Diseases (Int.Med.)	14	10	19	25	25	18	23	27	36	31
Medical Oncology (Int.Med.)	42	49	53	54	51	64	66	70	75	69
Nephrology (Int.Med.)	55	72	72	69	63	64	59	53	75	70
Occupational Medicine (Int. Med.)									2	2
Respirology (Int.Med.)	66	56	51	45	54	57	75	82	85	88
Rheumatology (Int.Med.)	19	17	24	23	24	31	24	43	54	57
Transfusion Med. (Int.Med.)			2		3	2	1	1	1	3
Medical Genetics	21	25	29	37	38	39	37	41	35	35
Neurology	125	140	144	147	155	174	197	223	256	277
Neurology (Pediatrics)	22	26	30	29	31	33	37	46	51	58
Nuclear Medicine	32	31	30	39	37	39	39	44	45	44
Occupational Medicine	9	12	9	7	7	4	5	4		
Pediatrics	344	335	366	378	419	441	469	520	536	569
Adolescent Medicine (Ped.)								2	6	8
Cardiology (Ped.)	14	10	15	12	16	16	15	20	24	23
Clin. Imm./Allergy (Ped.)	7	11	7	7	6	8	10	9	10	16
Clinical Pharmacology and Toxicology (Ped.)	3	4	2	3	2	3	3	4	2	1
Critical Care (Ped.)	13	10	14	7	11	12	14	17	15	20
Endocrinology/Met. (Ped.)	16	11	12	12	15	13	11	12	11	16

(continued)

**Table 3-A**  
**SUMMARY TABLE 2002 - 2011**  
**NUMBER OF CANADIAN CITIZENS/PERMANENT RESIDENTS IN ALL TRAINING FIELDS**  
**FIELD OF POST-M.D. TRAINING**  
**BY**  
**POST-M.D. TRAINING YEAR**

Field of Post-M.D. Training	Post-M.D. Training Year									
	2002	2003	2004	2005	2006	2007	2008	2009	2010	2011
Gastroenterology (Ped.)	5	8	8	8	11	10	11	9	15	17
Developmental Pediatrics			1	5	9	8	6	7	6	9
Pediatric Emergency Med. (Ped.)	15	17	14	10	16	21	28	31	33	34
Hematology/Oncology (Ped.)	19	17	14	20	15	19	23	25	30	34
Infectious Diseases (Ped.)	5	8	11	13	13	14	13	12	14	12
Neonatal-Perinatal Med. (Ped.)	22	17	15	13	22	19	26	28	44	55
Nephrology (Ped.)	6	6	11	9	8	9	6	5	5	2
Respirology (Ped.)	3	2	4	7	5	4	6	7	2	5
Rheumatology (Ped.)	4	4	2	3	5	7	9	11	12	8
Physical Medicine & Rehab.	65	63	71	82	77	91	102	112	124	127
Psychiatry	600	590	608	625	636	699	736	772	821	827
Clinical Pharmacology and Toxicology (Psych.)									1	
Radiation Oncology	96	113	135	159	162	173	166	170	163	150
<b>MEDICAL SPECIALTIES SUBTOTAL</b>	<b>3877</b>	<b>4009</b>	<b>4212</b>	<b>4412</b>	<b>4715</b>	<b>5098</b>	<b>5382</b>	<b>5869</b>	<b>6233</b>	<b>6561</b>
Laboratory Med. (Undifferentiated)	3	4	7	5	3	7	6	6	5	5
Anatomical Pathology	91	114	120	137	140	182	202	212	218	228
Forensic Pathology (Anat. Path.)								2	1	1
General Pathology	21	20	44	54	68	34	29	32	27	31
Forensic Pathology (Gen. Path.)									1	
Hematological Pathology	13	13	17	14	12	14	17	17	16	20
Transfusion Med. (Hem.Path.)				1	2		1	1		1
Medical Biochemistry	10	10	12	10	10	14	15	18	25	27
Medical Microbiology	25	36	30	35	48	61	58	64	62	64
Neuropathology	4	5	7	6	5	7	7	4	6	8
<b>LAB MEDICINE SPECIALTIES SUBTOTAL</b>	<b>167</b>	<b>202</b>	<b>237</b>	<b>262</b>	<b>288</b>	<b>319</b>	<b>335</b>	<b>356</b>	<b>361</b>	<b>385</b>
Cardiac Surgery	56	62	59	53	55	58	55	54	60	64
Thoracic Surgery (Cardiac Surg.)			1	2					1	1
Critical Care (Cardiac Surg.)				1	1	3	3	3	1	1
General Surgery	471	476	497	510	508	544	575	598	611	638
Colorectal Surgery	1	1	4	5	2	5	3	6	6	5
Critical Care (Surgery)	6	4	10	5	7	12	13	14	9	9
Gen. Surgical Oncology	5	6	7	6	6	9	7	5	10	11
Pediatric Surgery	6	11	9	6	3	2	6	10	12	10
Thoracic Surgery		14	10	10	11	13	13	14	8	8
Vascular Surgery	16	12	8	14	12	10	13	10	14	17
Neurosurgery	96	99	104	103	111	113	115	124	132	121
Obstetrics/Gynecology	307	319	334	354	375	397	410	440	475	520
Gyn. Oncology	7	6	5	5	5	7	8	11	10	12
Gyn.Rep.Endocrin./Infertility	5	4	7	7	6	8	7	11	13	12
Maternal-Fetal Med. (Ob.)	11	11	10	11	9	9	18	22	19	14
Ophthalmology	128	138	141	155	159	174	191	194	204	205
Otolaryngology - Head and Neck Surgery	111	115	117	113	120	131	146	149	160	167
Orthopedic Surgery	270	272	283	308	324	355	394	425	464	495
Plastic Surgery	75	83	87	89	108	116	124	133	150	161
Thoracic Surgery	16									
Urology	116	122	118	110	131	128	142	162	166	176
<b>SURGICAL SPECIALTIES SUBTOTAL</b>	<b>1703</b>	<b>1755</b>	<b>1811</b>	<b>1867</b>	<b>1953</b>	<b>2094</b>	<b>2243</b>	<b>2385</b>	<b>2525</b>	<b>2647</b>
<b>Total</b>	<b>7322</b>	<b>7598</b>	<b>8024</b>	<b>8451</b>	<b>9036</b>	<b>9701</b>	<b>10234</b>	<b>11081</b>	<b>11821</b>	<b>12467</b>

**Table 3-B**  
**SUMMARY TABLE 2002 - 2011**  
**NUMBER OF VISA TRAINEES IN ALL TRAINING FIELDS**  
**FIELD OF POST-M.D. TRAINING**  
**BY**  
**POST-M.D. TRAINING YEAR**

Field of Post-M.D. Training	Post-M.D. Training Year									
	2002	2003	2004	2005	2006	2007	2008	2009	2010	2011
Family Medicine	38	30	19	17	19	16	16	16	17	10
Emergency Medicine (CFPC)		1		2	3		1			1
Care of the Elderly (CFPC)	1	2		1	2	4	3		2	3
Enhanced Skills: Other Fam. Med. Training		7	15	5	4	1		3	4	4
<b>FAMILY MEDICINE SUBTOTAL</b>	<b>39</b>	<b>40</b>	<b>34</b>	<b>25</b>	<b>28</b>	<b>21</b>	<b>20</b>	<b>22</b>	<b>23</b>	<b>18</b>
Palliative Medicine	3	2		1	1	7	6	7	3	2
<b>TRAINING FOLLOWING FAMILY MEDICINE OR SPECIALTY SUBTOTAL</b>	<b>3</b>	<b>2</b>		<b>1</b>	<b>1</b>	<b>7</b>	<b>6</b>	<b>7</b>	<b>3</b>	<b>2</b>
Anesthesiology	87	113	125	145	137	144	131	137	135	118
Clinical Pharmacology and Toxicology (Anes.)							2			
Critical Care (Anes.)	1					2		1	5	3
Transfusion Medicine (Anes.)				2						
Public Health and Preventive Medicine	2		1	2	2	2	1	1	1	1
Dermatology	18	21	21	21	18	20	21	24	22	22
Diagnostic Radiology	83	101	102	90	98	105	110	99	118	113
Neuroradiology	7	7	12	14	17	18	16	17	19	20
Pediatric Diagnostic Radiology	9	5	11	12	14	19	19	17	14	18
Emergency Medicine (RCPSC)	35	43	32	33	31	28	24	21	16	22
Critical Care (Emergency Med.)		2	5		1	3			4	3
Pediatric Emergency Medicine			3	21	2			2	1	
Internal Medicine	136	144	141	152	138	128	116	103	93	102
Cardiology (Int.Med.)	90	99	104	109	129	141	148	149	150	163
Clin. Imm./Allergy (Int.Med.)	2	3	8	6	6	3	3	3	1	1
Clin. Pharmacology and Toxicology (Int.Med.)	2	3	2	2	2	1	2	2	1	1
Critical Care (Int.Med.)	19	25	27	32	31	35	32	44	42	34
Endocrinology/Met. (Int.Med.)	10	16	17	21	23	24	21	19	15	19
Gastroenterology (Int.Med.)	34	30	35	38	32	40	41	44	41	35
Geriatric Medicine (Int.Med.)	5	4	5	4	3	3	3	3	1	2
Hematology (Int.Med.)	7	14	21	24	22	28	23	32	23	31
Infectious Diseases (Int.Med.)	4	3	6	7	13	11	9	11	12	14
Medical Oncology (Int.Med.)	10	6	15	19	29	39	42	49	44	48
Nephrology (Int.Med.)	37	35	29	34	35	39	39	36	42	40
Occupational Medicine (Int. Med.)								2	2	
Respirology (Int.Med.)	25	29	20	27	27	30	27	23	19	18
Rheumatology (Int.Med.)	16	17	15	18	16	25	26	19	10	11
Transfusion Med. (Int.Med.)					3	1	3	2		1
Medical Genetics	8	11	9	9	11	16	11	11	10	10
Neurology	40	49	73	77	71	76	76	72	80	67
Neurology (Pediatrics)	10	11	22	20	11	17	22	22	24	21
Nuclear Medicine	4	4	3	6	9	7	6	6	6	8
Occupational Medicine	2	3	2	3	4	4	2	2		
Pediatrics	80	75	71	78	78	81	77	58	49	50
Adolescent Medicine (Ped.)								3	2	3
Cardiology (Ped.)	21	23	19	23	30	26	36	33	28	29
Clin. Imm./Allergy (Ped.)	8	10	10	6	8	9	6	8	7	7
Clinical Pharmacology and Toxicology (Ped.)		2	1	4	5	4	3	2	2	5
Critical Care (Ped.)	18	20	22	18	27	28	27	27	28	33
Endocrinology/Met. (Ped.)	10	6	7	13	12	15	15	14	13	11
Gastroenterology (Ped.)	15	13	11	20	14	19	24	24	16	14
Developmental Pediatrics			1	1	3	4	11	13	8	5
Pediatric Emergency Med. (Ped.)	9	14	17	4	20	17	26	20	23	21

(continued)



**Table 3-B**  
**SUMMARY TABLE 2002 - 2011**  
**NUMBER OF VISA TRAINEES IN ALL TRAINING FIELDS**  
**FIELD OF POST-M.D. TRAINING**  
**BY**  
**POST-M.D. TRAINING YEAR**

Field of Post-M.D. Training	Post-M.D. Training Year									
	2002	2003	2004	2005	2006	2007	2008	2009	2010	2011
Hematology/Oncology (Ped.)	20	28	38	31	30	29	30	44	44	43
Infectious Diseases (Ped.)	7	9	10	13	20	16	18	19	17	13
Neonatal-Perinatal Med. (Ped.)	48	56	62	61	53	65	68	73	67	62
Nephrology (Ped.)	7	6	9	8	12	16	23	22	17	20
Respirology (Ped.)	11	9	14	10	13	13	11	14	13	16
Rheumatology (Ped.)	8	9	11	12	14	9	8	7	8	8
Physical Medicine & Rehab.	8	9	6	6	6	6	6	5	5	5
Psychiatry	31	33	46	53	53	52	54	58	54	54
Clinical Pharmacology and Toxicology (Psych.)					1					
Radiation Oncology	34	41	43	32	34	42	43	43	38	42
<b>MEDICAL SPECIALTIES SUBTOTAL</b>	<b>1038</b>	<b>1161</b>	<b>1264</b>	<b>1341</b>	<b>1368</b>	<b>1460</b>	<b>1462</b>	<b>1460</b>	<b>1390</b>	<b>1387</b>
Anatomical Pathology	37	41	44	53	45	46	31	29	20	21
Forensic Pathology (Anat. Path.)									1	2
General Pathology	2	6	4	5	3	3	3	1		1
Hematological Pathology	6	8	9	8	7	10	8	9	8	4
Transfusion Med. (Hem.Path.)										1
Medical Biochemistry	4	3	6	8	8	8	6	7	4	1
Medical Microbiology	8	8	11	10	7	7	8	3	5	6
Neuropathology				3	4	2	3	7	8	7
<b>LAB MEDICINE SPECIALTIES SUBTOTAL</b>	<b>57</b>	<b>66</b>	<b>74</b>	<b>87</b>	<b>74</b>	<b>76</b>	<b>59</b>	<b>56</b>	<b>46</b>	<b>43</b>
Cardiac Surgery	41	48	68	63	53	51	53	47	56	55
Thoracic Surgery (Cardiac Surg.)		1		2						1
Critical Care (Cardiac Surg.)						1				
General Surgery	89	91	101	105	120	101	103	100	68	70
Colorectal Surgery	2	3	2	1	3	3	3	3	4	2
Critical Care (Surgery)	1	1			1	2	2	1	1	1
Gen. Surgical Oncology	5	4	6	7	5	9	8	7	8	10
Pediatric Surgery	11	7	10	11	13	14	11	6	9	7
Thoracic Surgery		16	12	17	17	21	17	18	20	26
Vascular Surgery	10	9	7	7	10	10	7	8	7	2
Neurosurgery	54	59	59	61	57	66	68	64	64	70
Obstetrics/Gynecology	62	59	61	53	52	45	46	46	45	38
Gyn. Oncology	4	5	5	9	10	11	16	12	14	14
Gyn.Rep.Endocrin./Infertility	5	8	9	11	9	6	7	6	7	9
Maternal-Fetal Med. (Ob.)	9	11	12	12	21	19	11	17	20	23
Ophthalmology	57	56	54	54	58	63	60	58	69	57
Otolaryngology - Head and Neck Surgery	29	28	27	31	34	43	35	41	41	35
Orthopedic Surgery	93	109	119	135	145	150	145	138	125	124
Plastic Surgery	31	39	38	42	40	39	35	30	26	23
Thoracic Surgery	16									
Urology	23	39	34	40	36	41	45	38	45	39
<b>SURGICAL SPECIALTIES SUBTOTAL</b>	<b>542</b>	<b>593</b>	<b>624</b>	<b>661</b>	<b>684</b>	<b>695</b>	<b>672</b>	<b>640</b>	<b>629</b>	<b>606</b>
<b>Total</b>	<b>1679</b>	<b>1862</b>	<b>1996</b>	<b>2115</b>	<b>2155</b>	<b>2259</b>	<b>2219</b>	<b>2185</b>	<b>2091</b>	<b>2056</b>

**Table 4-A**  
**SUMMARY TABLE 2002 - 2011**  
**NUMBER OF REGULAR MINISTRY FUNDED TRAINEES IN ALL TRAINING FIELDS**  
**FIELD OF POST-M.D. TRAINING**  
**BY**  
**POST-M.D. TRAINING YEAR**

Field of Post-M.D. Training	Post-M.D. Training Year									
	2002	2003	2004	2005	2006	2007	2008	2009	2010	2011
Family Medicine	1341	1384	1490	1671	1863	1901	1986	2157	2352	2487
Emergency Medicine (CFPC)	93	104	100	96	88	103	111	124	133	117
Care of the Elderly (CFPC)	11	10	8	11	6	10	8	5	8	9
Enhanced Skills: Other Fam. Med. Training	20	51	71	56	50	54	68	77	96	127
<b>FAMILY MEDICINE SUBTOTAL</b>	<b>1465</b>	<b>1549</b>	<b>1669</b>	<b>1834</b>	<b>2007</b>	<b>2068</b>	<b>2173</b>	<b>2363</b>	<b>2589</b>	<b>2740</b>
Palliative Medicine	7	9	13	16	14	12	15	19	27	18
<b>TRAINING FOLLOWING FAMILY MEDICINE OR SPECIALTY SUBTOTAL</b>	<b>7</b>	<b>9</b>	<b>13</b>	<b>16</b>	<b>14</b>	<b>12</b>	<b>15</b>	<b>19</b>	<b>27</b>	<b>18</b>
Anesthesiology	427	448	470	488	518	558	570	609	632	642
Critical Care (Anes.)	6	7	3	5	10	15	11	7	9	10
Transfusion Medicine (Anes.)							1	1		
Public Health and Preventive Medicine	56	55	65	67	84	95	96	121	126	127
Dermatology	46	48	48	56	57	70	86	95	104	116
Diagnostic Radiology	339	356	365	367	397	414	424	441	465	485
Neuroradiology				2	2	1	2	5	7	4
Pediatric Diagnostic Radiology			1				1			1
Emergency Medicine (RCFPC)	123	137	141	144	155	173	195	233	274	298
Critical Care (Emergency Med.)		1	1	2	3	9	3	8	10	8
Pediatric Emergency Medicine		1	7	8	3					1
Internal Medicine	741	769	833	909	999	1122	1208	1339	1363	1406
Cardiology (Int.Med.)	111	119	127	126	135	138	137	148	162	173
Clin. Imm./Allergy (Int.Med.)	6	5	3	5	4	3	6	7	8	14
Clin. Pharmacology and Toxicology (Int.Med.)	4	4	2	1			1	2	3	4
Critical Care (Int.Med.)	21	31	30	31	39	38	45	40	39	49
Endocrinology/Met. (Int.Med.)	26	29	28	25	28	33	37	36	45	54
Gastroenterology (Int.Med.)	61	68	54	58	73	65	63	71	77	89
General Internal Medicine										62
Geriatric Medicine (Int.Med.)	15	10	10	10	13	18	20	19	18	24
Hematology (Int.Med.)	36	35	37	31	39	42	40	53	63	63
Infectious Diseases (Int.Med.)	13	8	19	25	24	17	20	25	31	27
Medical Oncology (Int.Med.)	27	28	34	34	32	45	47	49	48	53
Nephrology (Int.Med.)	45	63	62	57	50	51	50	44	59	57
Occupational Medicine (Int. Med.)									1	1
Respirology (Int.Med.)	52	45	41	37	40	47	60	66	74	77
Rheumatology (Int.Med.)	9	9	13	17	20	23	21	38	45	49
Transfusion Med. (Int.Med.)										1
Medical Genetics	19	23	26	35	35	37	36	38	32	31
Neurology	98	109	126	133	139	154	167	189	219	236
Neurology (Pediatrics)	18	21	25	23	25	28	33	42	46	50
Nuclear Medicine	32	30	29	37	33	39	38	42	44	42
Occupational Medicine	8	11	8	6	7	4	5	2		
Pediatrics	319	319	354	379	412	429	456	491	512	546
Adolescent Medicine (Ped.)									4	6
Cardiology (Ped.)	10	6	9	4	6	8	8	12	14	15
Clin. Imm./Allergy (Ped.)	7	7	3	5	5	8	9	8	10	15
Clinical Pharmacology and Toxicology (Ped.)	2	1								
Critical Care (Ped.)	6	7	12	6	10	10	14	14	13	13
Endocrinology/Met. (Ped.)	7	5	5	6	6	5	7	5	6	9
Gastroenterology (Ped.)	1	4	3	4	5	4	3	6	10	13
Developmental Pediatrics					2	5	3	5	3	6
Pediatric Emergency Med. (Ped.)	5	10	9	10	10	13	17	25	26	27

(continued)

**Table 4-A**  
**SUMMARY TABLE 2002 - 2011**  
**NUMBER OF REGULAR MINISTRY FUNDED TRAINEES IN ALL TRAINING FIELDS**  
**FIELD OF POST-M.D. TRAINING**  
**BY**  
**POST-M.D. TRAINING YEAR**

Field of Post-M.D. Training	Post-M.D. Training Year									
	2002	2003	2004	2005	2006	2007	2008	2009	2010	2011
Hematology/Oncology (Ped.)	10	9	6	11	9	16	17	15	19	17
Infectious Diseases (Ped.)	2	3	3	3	6	10	9	8	10	7
Neonatal-Perinatal Med. (Ped.)	6	5	5	3	3	5	12	12	17	23
Nephrology (Ped.)	5	5	7	5	4	8	5	5	5	1
Respirology (Ped.)	3	1	2	4	3	3	3	4	1	5
Rheumatology (Ped.)	1	2	1	1	2	5	7	8	7	4
Physical Medicine & Rehab.	63	62	68	80	76	88	98	110	124	127
Psychiatry	528	526	544	559	578	640	676	725	764	789
Clinical Pharmacology and Toxicology (Psych.)									1	
Radiation Oncology	94	110	130	153	148	161	149	146	141	129
<b>MEDICAL SPECIALTIES SUBTOTAL</b>	<b>3408</b>	<b>3552</b>	<b>3769</b>	<b>3972</b>	<b>4249</b>	<b>4657</b>	<b>4916</b>	<b>5369</b>	<b>5691</b>	<b>6006</b>
Laboratory Med. (Undifferentiated)	3	4	7	5	3	7	6	5	5	5
Anatomical Pathology	88	109	118	127	135	178	190	198	204	213
Forensic Pathology (Anat. Path.)								2	1	1
General Pathology	20	20	43	55	66	32	28	32	27	30
Forensic Pathology (Gen. Path.)									1	
Hematological Pathology	11	13	14	11	12	14	14	17	16	18
Medical Biochemistry	10	8	13	10	11	14	15	18	25	27
Medical Microbiology	23	33	29	35	47	61	58	62	62	64
Neuropathology	4	5	7	6	5	6	5	4	6	8
<b>LAB MEDICINE SPECIALTIES SUBTOTAL</b>	<b>159</b>	<b>192</b>	<b>231</b>	<b>249</b>	<b>279</b>	<b>312</b>	<b>316</b>	<b>338</b>	<b>347</b>	<b>366</b>
Cardiac Surgery	50	49	48	43	45	47	45	41	41	49
Thoracic Surgery (Cardiac Surg.)			1	2					1	1
Critical Care (Cardiac Surg.)				1	1	3	3	2	1	1
General Surgery	411	439	455	468	464	490	519	547	559	578
Colorectal Surgery	1	1	3	3	2	4	3	5	6	4
Critical Care (Surgery)	5	3	9	5	6	11	11	14	7	6
Gen. Surgical Oncology	2	3	1	2	3	4	2	2	8	10
Pediatric Surgery	8	10	10	9	6	5	6	9	11	11
Thoracic Surgery		12	9	8	10	9	10	10	6	6
Vascular Surgery	14	11	7	14	10	8	12	10	14	16
Neurosurgery	86	90	89	95	100	103	102	110	115	106
Obstetrics/Gynecology	295	304	324	342	359	382	393	423	460	501
Gyn. Oncology	3	3	1	2	2	3	6	8	5	4
Gyn.Rep.Endocrin./Infertility	2	1	2	4	2	2	4	10	13	11
Maternal-Fetal Med. (Ob.)	5	4	2	2	4	6	13	19	14	10
Ophthalmology	122	133	130	138	146	156	163	172	181	186
Otolaryngology - Head and Neck Surgery	104	105	104	100	109	118	132	136	146	153
Orthopedic Surgery	216	230	250	271	286	314	347	380	405	423
Plastic Surgery	70	79	79	83	99	108	113	124	133	142
Thoracic Surgery	13									
Urology	109	109	111	104	114	120	135	142	150	160
<b>SURGICAL SPECIALTIES SUBTOTAL</b>	<b>1516</b>	<b>1586</b>	<b>1635</b>	<b>1696</b>	<b>1768</b>	<b>1893</b>	<b>2019</b>	<b>2164</b>	<b>2276</b>	<b>2378</b>
<b>Total</b>	<b>6555</b>	<b>6888</b>	<b>7317</b>	<b>7767</b>	<b>8317</b>	<b>8942</b>	<b>9439</b>	<b>10253</b>	<b>10930</b>	<b>11508</b>

**Table 4-B**  
**SUMMARY TABLE 2002 - 2011**  
**NUMBER OF NON-REGULAR MINISTRY FUNDED TRAINEES IN ALL TRAINING FIELDS**  
**FIELD OF POST-M.D. TRAINING**  
**BY**  
**POST-M.D. TRAINING YEAR**

Field of Post-M.D. Training	Post-M.D. Training Year									
	2002	2003	2004	2005	2006	2007	2008	2009	2010	2011
Non-Specialized Upgrading	3	8	10	5						
<b>NON-SPECIALIZED TRAINING SUBTOTAL</b>	<b>3</b>	<b>8</b>	<b>10</b>	<b>5</b>						
Family Medicine	121	80	68	58	64	105	83	87	89	117
Emergency Medicine (CFPC)	6	6	4	5	2	7	5	1	2	4
Care of the Elderly (CFPC)	5	3	2	1	4	4	5	4	3	4
Enhanced Skills: Other Fam. Med. Training	1	8	26	12	15	13	10	15	11	6
<b>FAMILY MEDICINE SUBTOTAL</b>	<b>133</b>	<b>97</b>	<b>100</b>	<b>76</b>	<b>85</b>	<b>129</b>	<b>103</b>	<b>107</b>	<b>105</b>	<b>131</b>
Palliative Medicine	9	11	6	5	3	9	9	11	7	5
<b>TRAINING FOLLOWING FAMILY MEDICINE OR SPECIALTY SUBTOTAL</b>	<b>9</b>	<b>11</b>	<b>6</b>	<b>5</b>	<b>3</b>	<b>9</b>	<b>9</b>	<b>11</b>	<b>7</b>	<b>5</b>
Anesthesiology	139	161	176	190	189	197	183	185	188	179
Clinical Pharmacology and Toxicology (Anes.)							2			
Critical Care (Anes.)	1	1	3	2	3	8	2	2	5	4
Transfusion Medicine (Anes.)				3						
Public Health and Preventive Medicine	6	3	5	6	3	3	5	4	4	4
Dermatology	25	25	25	30	23	25	26	27	27	29
Diagnostic Radiology	115	133	144	131	141	142	152	153	169	164
Neuroradiology	11	10	14	20	26	23	23	20	23	24
Pediatric Diagnostic Radiology	10	6	13	16	15	21	22	19	20	24
Emergency Medicine (RCPSC)	37	45	34	35	33	32	26	23	20	25
Critical Care (Emergency Med.)	1	3	5		1	3			4	3
Pediatric Emergency Medicine		2	6	26	2			2	2	
Internal Medicine	174	174	165	181	159	146	143	130	116	115
Cardiology (Int.Med.)	120	135	139	147	171	183	193	202	198	217
Clin. Imm./Allergy (Int.Med.)	3	6	9	5	6	6	3	5	2	2
Clin. Pharmacology and Toxicology (Int.Med.)	8	6	4	3	5	3	4	4	4	4
Critical Care (Int.Med.)	27	35	34	43	41	40	38	49	51	44
Endocrinology/Met. (Int.Med.)	11	18	20	23	25	29	23	20	19	24
Gastroenterology (Int.Med.)	47	46	50	52	41	53	49	55	52	52
General Internal Medicine										3
Geriatric Medicine (Int.Med.)	9	5	5	5	6	6	5	4	1	3
Hematology (Int.Med.)	20	38	35	39	36	36	33	41	36	52
Infectious Diseases (Int.Med.)	5	5	6	7	14	12	12	13	17	18
Medical Oncology (Int.Med.)	25	27	34	39	48	58	61	70	71	64
Nephrology (Int.Med.)	47	44	39	46	48	52	48	45	58	53
Occupational Medicine (Int. Med.)								2	3	1
Respirology (Int.Med.)	39	40	30	35	41	40	42	39	30	29
Rheumatology (Int.Med.)	26	25	26	24	20	33	29	24	19	19
Transfusion Med. (Int.Med.)			2		6	3	4	3	1	3
Medical Genetics	10	13	12	11	14	18	12	14	13	14
Neurology	67	80	91	91	87	96	106	106	117	108
Neurology (Pediatrics)	14	16	27	26	17	22	26	26	29	29
Nuclear Medicine	4	5	4	8	13	7	7	8	7	10
Occupational Medicine	3	4	3	4	4	4	2	4		
Pediatrics	105	91	83	77	85	93	90	87	73	73
Adolescent Medicine (Ped.)								5	4	5
Cardiology (Ped.)	25	27	25	31	40	34	43	41	38	37
Clin. Imm./Allergy (Ped.)	8	14	14	8	9	9	7	9	7	8
Clinical Pharmacology and Toxicology (Ped.)	1	5	3	7	7	7	6	6	4	6
Critical Care (Ped.)	25	23	24	19	28	30	27	30	30	40
Endocrinology/Met. (Ped.)	19	12	14	19	21	23	19	21	18	18



(continued)

**Table 4-B**  
**SUMMARY TABLE 2002 - 2011**  
**NUMBER OF NON-REGULAR MINISTRY FUNDED TRAINEES IN ALL TRAINING FIELDS**  
**FIELD OF POST-M.D. TRAINING**  
**BY**  
**POST-M.D. TRAINING YEAR**

Field of Post-M.D. Training	Post-M.D. Training Year									
	2002	2003	2004	2005	2006	2007	2008	2009	2010	2011
Gastroenterology (Ped.)	19	17	16	24	20	25	32	27	21	18
Developmental Pediatrics			2	6	10	7	14	15	11	8
Pediatric Emergency Med. (Ped.)	19	21	22	4	26	25	37	26	30	28
Hematology/Oncology (Ped.)	29	36	46	40	36	32	36	54	55	60
Infectious Diseases (Ped.)	10	14	18	23	27	20	22	23	21	18
Neonatal-Perinatal Med. (Ped.)	64	68	72	71	72	79	82	89	94	94
Nephrology (Ped.)	8	7	13	12	16	17	24	22	17	21
Respirology (Ped.)	11	10	16	13	15	14	14	17	14	16
Rheumatology (Ped.)	11	11	12	14	17	11	10	10	13	12
Physical Medicine & Rehab.	10	10	9	8	7	9	10	7	5	5
Psychiatry	103	97	110	119	111	111	114	105	111	92
Clinical Pharmacology and Toxicology (Psych.)					1					
Radiation Oncology	36	44	48	38	48	54	60	67	60	63
<b>MEDICAL SPECIALTIES SUBTOTAL</b>	<b>1507</b>	<b>1618</b>	<b>1707</b>	<b>1781</b>	<b>1834</b>	<b>1901</b>	<b>1928</b>	<b>1960</b>	<b>1932</b>	<b>1942</b>
Laboratory Med. (Undifferentiated)								1		
Anatomical Pathology	40	46	46	63	50	50	43	43	34	36
Forensic Pathology (Anat. Path.)									1	2
General Pathology	3	6	5	4	5	5	4	1		2
Hematological Pathology	8	8	12	11	7	10	11	9	8	6
Transfusion Med. (Hem.Path.)				1	2		1	1		2
Medical Biochemistry	4	5	5	8	7	8	6	7	4	1
Medical Microbiology	10	11	12	10	8	7	8	5	5	6
Neuropathology				3	4	3	5	7	8	7
<b>LAB MEDICINE SPECIALTIES SUBTOTAL</b>	<b>65</b>	<b>76</b>	<b>80</b>	<b>100</b>	<b>83</b>	<b>83</b>	<b>78</b>	<b>74</b>	<b>60</b>	<b>62</b>
Cardiac Surgery	47	61	79	73	63	62	63	60	75	70
Thoracic Surgery (Cardiac Surg.)		1		2						1
Critical Care (Cardiac Surg.)						1		1		
General Surgery	149	128	143	147	164	155	159	151	120	130
Colorectal Surgery	2	3	3	3	3	4	3	4	4	3
Critical Care (Surgery)	2	2	1		2	3	4	1	3	4
Gen. Surgical Oncology	8	7	12	11	8	14	13	10	10	11
Pediatric Surgery	9	8	9	8	10	11	11	7	10	6
Thoracic Surgery		18	13	19	18	25	20	22	22	28
Vascular Surgery	12	10	8	7	12	12	8	8	7	3
Neurosurgery	64	68	74	69	68	76	81	78	81	85
Obstetrics/Gynecology	74	74	71	65	68	60	63	63	60	57
Gyn. Oncology	8	8	9	12	13	15	18	15	19	22
Gyn.Rep.Endocrin./Infertility	8	11	14	14	13	12	10	7	7	10
Maternal-Fetal Med. (Ob.)	15	18	20	21	26	22	16	20	25	27
Ophthalmology	63	61	65	71	71	81	88	80	92	76
Otolaryngology - Head and Neck Surgery	36	38	40	44	45	56	49	54	55	49
Orthopedic Surgery	147	151	152	172	183	191	192	183	184	196
Plastic Surgery	36	43	46	48	49	47	46	39	43	42
Thoracic Surgery	19									
Urology	30	52	41	46	53	49	52	58	61	55
<b>SURGICAL SPECIALTIES SUBTOTAL</b>	<b>729</b>	<b>762</b>	<b>800</b>	<b>832</b>	<b>869</b>	<b>896</b>	<b>896</b>	<b>861</b>	<b>878</b>	<b>875</b>
<b>Total</b>	<b>2446</b>	<b>2572</b>	<b>2703</b>	<b>2799</b>	<b>2874</b>	<b>3018</b>	<b>3014</b>	<b>3013</b>	<b>2982</b>	<b>3015</b>



265 Carling Ave, Suite 800  
Ottawa, ON Canada K1S 2E1

 613-730-1204  
 613-730-1196

[caper@afmc.ca](mailto:caper@afmc.ca)  
[www.caper.ca](http://www.caper.ca)

Copyright © AFMC 2012  
Droits d'auteur © AFMC 2012