

EDUCATION REGISTRY
ENREGISTREMENT D'ÉDUCATION

2 2 2 2 3 1 1 1 1 1 1
3 3 3 2 2 1 3 1 3 1 2 1
1 1 1 1 1 5 5 5
1 3 1 3 1 2 1 1 1 1 1 6 1 6
5 0 6 4 0 7 5 0 5 6 0 6 6 8 9 0
7 8 0 9 0 2 9 0 6 8 0 6 9 0 5 6
7 8 9 0 0 4 9 0 4 6 3 0 4 9 2

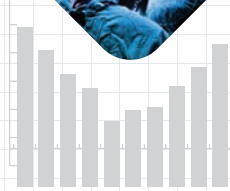
1 2 6 8 9 0 8 8 9 8 9
0 8 9 8 9 7 8 6 7 6 7 8
8 9 0 8 9 0 7 8 6 6 5 9 6 6 8 0
8 9 0 7 6 8 9 5 5 3 4 9 6 5 7
1 5 6 1 5 4 8 4 5 5 6 4 8 4 6 1 5 8
8 9 0 7 6 5 6 5 6 7 5 8 6 7 8 9 0 8
9 8 0 9 4 7 9 4 1 9 4 3 1 9 4 3 1 9
0 2 8 0 2 8 4 7 4 4 7 9 2 2 9 8 0 9 0 9
8 9 3 6 7 9 5 6 2 6 7 8 2 8 3 2 9 2 8 3 6 2
5 3 8 2 2 7 8 2 9 3 7 3 8 3 8 7 9 2 7 2 3 0 2
4 8 5 0 4 8 0 4 9 8 0 3 8 0 4 6 0 5 4 0

TOTAL

HEALTH SANTÉ
45 50 261
857 63 100

ÉTUDES
FORMATION
SANTÉ

EDUCATION
TRAINING
HEALTH



7 4 3 151
03 107 59 41 35 3 1 349 3
03 107 59 41 35 3 1 349 3
11 111 61 61 60 1 7



1 5

EDUCATION
ÉTUDES

EDUCATION
TRAINING
HEALTH

ÉTUDES
FORMATION
SANTÉ

1 2 6 8 9 0 8 8 9 8
0 8 9 8 9 7 8 6 7 6 7 8
8 9 0 8 9 0 7 8 6 6 5 9 6 6 8 0
8 9 0 7 6 8 9 5 5 3 4 9 6 5 7
1 5 6 1 5 4 8 4 5 5 6 4 8 4 6 1 5 8
8 9 0 7 6 5 6 5 6 7 5 8 6 7 8 9 0 8
9 8 0 9 4 7 9 4 1 9 4 3 1 9 4 3 1 9
0 2 8 0 2 8 4 7 4 4 7 9 2 2 9 8 0 9 0 9
8 9 3 6 7 9 5 6 2 6 7 8 2 8 3 2 9 2 8 3 6 2
5 3 8 2 2 7 8 2 9 3 7 3 8 3 8 7 9 2 7 2 3 0 2

EDUCATION REGISTRY
ENREGISTREMENT
D'ÉDUCATION

1103
1078
4 5 2

1 2 6 8 9 0 8 8 9 8
0 8 9 8 9 7 8 6 7 6 7 8
8 9 0 8 9 0 7 8 6 6 5 9 6 6 8 0
8 9 0 7 6 8 9 5 5 3 4 9 6 5 7
1 5 6 1 5 4 8 4 5 5 6 4 8 4 6 1 5 8
8 9 0 7 6 5 6 5 6 7 5 8 6 7 8 9 0 8
9 8 0 9 4 7 9 4 1 9 4 3 1 9 4 3 1 9
0 2 8 0 2 8 4 7 4 4 7 9 2 2 9 8 0 9 0 9
8 9 3 6 7 9 5 6 2 6 7 8 2 8 3 2 9 2 8 3 6 2
5 3 8 2 2 7 8 2 9 3 7 3 8 3 8 7 9 2 7 2 3 0 2
8 9 0 7 6 8 9 5 5 3 4 9 6 5 7
0 2 8 0 2 8 4 7 4 4 7 9 2 2 9 8 0 9 0 9
8 9 0 7 6 8 9 5 5 3 4 9 6 5 1 2 8 8 9 0 8 8 9 8 9
0 8 9 8 9 7 8 6 7 6 7 8
8 9 0 8 9 0 7 8 6 6 5 9 6 6 8 0
8 9 0 7 6 8 9 5 5 3 4 9 6 5 7
1 5 6 1 5 4 8 4 5 5 6 4 8 4 6 1 5 8
8 9 0 7 6 5 6 5 6 7 5 8 6 7

2012 – 2013

INDIVIDUAL FIELD OF TRAINING TABLES

Individual Field of Training Tables

A set of tables have been prepared showing the faculty of medicine providing training for each specialty and subspecialty field in Canada. The rank level of residents enrolled in each program at each faculty on Nov 1, 2012 is given.

Two tables are given for each training field.

- 1: Canadian Citizens and Permanent Residents vs. Visa Trainees – The group of Canadian Citizens and Permanent Residents is our best estimate of the physicians who will become new family physicians and specialists for Canada. Visa Trainees although undertaking post-M.D. training in Canada, do not have the legal status required to stay and practice medicine in Canada.
- 2: Regular Ministry Funded vs. All Other Sources of Funding – Regular Ministry Funded trainees have funding provided by the appropriate provincial government ministry responsible for the training of residents within each province. For those that are not Regular Ministry Funded, the main source of funds comes from contracts between the faculty of medicine and foreign governments.
- 3: Summary Table 2003/04 – 2012/13
A: Number of Canadian Citizens and Permanent Residents in all Training Fields.
B: Number of Visa Trainees in all Training Fields
- 4: Summary Table 2003/04 – 2012/13
A: Number of Regular Ministry Funded Trainees in all Training Fields.
B: Number of Non-Regular Ministry Funded Trainees in all Training Fields.

TABLE OF CONTENTS

Field of Training	Page
Family Medicine	
Family Medicine	6
Emergency Medicine (Following Family Medicine)	10
Care of the Elderly (Following Family Medicine)	14
Enhanced Skills: Other Family Medicine Enhanced Skills Training	18
Medical Specialties	
Palliative Medicine	22
Anesthesiology	24
Public Health and Preventive Medicine	26
Dermatology	30
Diagnostic Radiology	32
Emergency Medicine	34
Internal Medicine	36
Medical Genetics	40
Neurology	42
Neurology (Pediatrics)	45
Nuclear Medicine	47
Pediatrics	49
Physical Medicine and Rehabilitation	53
Psychiatry	55
Radiation Oncology	59
Lab Medicine Specialties	
Laboratory Medicine (Undifferentiated)	61
Anatomical Pathology	63
Forensic Pathology	66
General Pathology	68

TABLE OF CONTENTS

Field of Training	Page
Hematological Pathology	70
Medical Biochemistry	72
Medical Microbiology	74
Neuropathology	76
Surgical Specialties	
Cardiac Surgery	78
General Surgery	80
Neurosurgery	83
Obstetrics and Gynecology	85
Ophthalmology	89
Otolaryngology – Head and Neck Surgery	92
Orthopedic Surgery	94
Plastic Surgery	97
Urology	99
Vascular Surgery	101
Medical and Surgical Subspecialties	
Pain Medicine	103
Neuroradiology	105
Pediatric Radiology	107
Adolescent Medicine	109
Cardiology	111
Clinical Immunology and Allergy	115
Clinical Pharmacology and Toxicology	118
Critical Care	120
Developmental Pediatrics	127
Endocrinology and Metabolism	129

TABLE OF CONTENTS

Field of Training	Page
Gastroenterology	133
General Internal Medicine	137
Geriatric Medicine	139
Pediatric Emergency Medicine	142
Hematology	144
Infectious Diseases	148
Medical Oncology	152
Neonatal-Perinatal Medicine	156
Nephrology	158
Occupational Medicine	162
Respirology	164
Rheumatology	168
Transfusion Medicine	171
Child & Adolescent Psychiatry	173
Forensic Psychiatry	175
Geriatric Psychiatry	177
Colorectal Surgery	179
General Surgical Oncology	181
Pediatric Surgery	183
Thoracic Surgery	185
Gynecologic Oncology	187
Gynecologic Reproductive Endocrinology and Infertility	189
Maternal-Fetal Medicine	191

TABLE OF CONTENTS

Summary Table 2002 – 2011

Number of Canadian Citizens and Permanent Residents in all Training Fields	194
Number of Visa Trainees in all Training Fields	196
Number of Regular Ministry Funded Trainees in all Training Fields	198
Number of Non-Regular Ministry Funded Trainees in all Training Fields	200

**Table 1
FAMILY MEDICINE
2012-13 Post-M.D. Trainees
(Canadian Citizens/Permanent Residents vs Visa Trainees)
Faculty of Medicine Providing Post-M.D. Training
By
Rank**

Faculty of Medicine Providing Post-M.D. Training		Residents			Fellows	Total
		R-1	R-2	Sub-Total	Fellow	
Memorial University	CC/PR	33	35	68		68
	Visa Trainees					
	TOTAL	33	35	68		68
Dalhousie University	CC/PR	58	47	105		105
	Visa Trainees					
	TOTAL	58	47	105		105
Université Laval	CC/PR	108	97	205		205
	Visa Trainees		2	2		2
	TOTAL	108	99	207		207
Université de Sherbrooke	CC/PR	85	91	176	3	179
	Visa Trainees					
	TOTAL	85	91	176	3	179
Université de Montréal	CC/PR	142	105	247	2	249
	Visa Trainees	1	1	2		2
	TOTAL	143	106	249	2	251
McGill University	CC/PR	87	89	176		176
	Visa Trainees	1	1	2		2
	TOTAL	88	90	178		178
University of Ottawa	CC/PR	71	58	129		129
	Visa Trainees					
	TOTAL	71	58	129		129
Queen's University	CC/PR	72	53	125		125
	Visa Trainees					
	TOTAL	72	53	125		125
University of Toronto	CC/PR	176	149	325		325
	Visa Trainees				1	1
	TOTAL	176	149	325	1	326

(continued)

**Table 1
FAMILY MEDICINE
2012-13 Post-M.D. Trainees
(Canadian Citizens/Permanent Residents vs Visa Trainees)
Faculty of Medicine Providing Post-M.D. Training
By
Rank**

Faculty of Medicine Providing Post-M.D. Training		Residents			Fellows	Total
		R-1	R-2	Sub-Total	Fellow	
McMaster University	CC/PR	92	94	186		186
	Visa Trainees				3	3
	TOTAL	92	94	186	3	189
University of Western Ontario	CC/PR	77	79	156		156
	Visa Trainees					
	TOTAL	77	79	156		156
Northern Ontario School of Medicine	CC/PR	37	43	80		80
	Visa Trainees					
	TOTAL	37	43	80		80
University of Manitoba	CC/PR	54	56	110		110
	Visa Trainees					
	TOTAL	54	56	110		110
University of Saskatchewan	CC/PR	39	42	81		81
	Visa Trainees					
	TOTAL	39	42	81		81
University of Alberta	CC/PR	81	76	157		157
	Visa Trainees					
	TOTAL	81	76	157		157
University of Calgary	CC/PR	83	78	161		161
	Visa Trainees	1	1	2		2
	TOTAL	84	79	163		163
University of British Columbia	CC/PR	129	127	256		256
	Visa Trainees				1	1
	TOTAL	129	127	256	1	257
Grand Total	CC/PR	1424	1319	2743	5	2748
	Visa Trainees	3	5	8	5	13
	TOTAL	1427	1324	2751	10	2761

Table 2
FAMILY MEDICINE
2012-13 Post-M.D. Trainees
(Regular Ministry Funded vs All Other Funding)
Faculty of Medicine Providing Post-M.D. Training
By Rank

Faculty of Medicine Providing Post-M.D. Training		Residents			Fellows	Total
		R-1	R-2	Sub-Total	Fellow	
Memorial University	Regular Ministry Funded	33	35	68		68
	Non-Ministry Funded					
	TOTAL	33	35	68		68
Dalhousie University	Regular Ministry Funded	56	47	103		103
	Non-Ministry Funded	2		2		2
	TOTAL	58	47	105		105
Université Laval	Regular Ministry Funded	106	95	201		201
	Non-Ministry Funded	2	4	6		6
	TOTAL	108	99	207		207
Université de Sherbrooke	Regular Ministry Funded	67	72	139		139
	Non-Ministry Funded	18	19	37	3	40
	TOTAL	85	91	176	3	179
Université de Montréal	Regular Ministry Funded	141	106	247		247
	Non-Ministry Funded	2		2	2	4
	TOTAL	143	106	249	2	251
McGill University	Regular Ministry Funded	87	84	171		171
	Non-Ministry Funded	1	6	7		7
	TOTAL	88	90	178		178
University of Ottawa	Regular Ministry Funded	67	57	124		124
	Non-Ministry Funded	4	1	5		5
	TOTAL	71	58	129		129
Queen's University	Regular Ministry Funded	66	49	115		115
	Non-Ministry Funded	6	4	10		10
	TOTAL	72	53	125		125
University of Toronto	Regular Ministry Funded	173	148	321		321
	Non-Ministry Funded	3	1	4	1	5
	TOTAL	176	149	325	1	326
McMaster University	Regular Ministry Funded	91	91	182		182
	Non-Ministry Funded	1	3	4	3	7
	TOTAL	92	94	186	3	189
University of Western Ontario	Regular Ministry Funded	75	77	152		152
	Non-Ministry Funded	2	2	4		4
	TOTAL	77	79	156		156

(continued)

**Table 2
FAMILY MEDICINE
2012-13 Post-M.D. Trainees
(Regular Ministry Funded vs All Other Funding)
Faculty of Medicine Providing Post-M.D. Training
By
Rank**

Faculty of Medicine Providing Post-M.D. Training		Residents			Fellows	Total
		R-1	R-2	Sub-Total	Fellow	
Northern Ontario School of Medicine	Regular Ministry Funded	37	43	80		80
	Non-Ministry Funded					
	TOTAL	37	43	80		80
University of Manitoba	Regular Ministry Funded	54	52	106		106
	Non-Ministry Funded		4	4		4
	TOTAL	54	56	110		110
University of Saskatchewan	Regular Ministry Funded	36	39	75		75
	Non-Ministry Funded	3	3	6		6
	TOTAL	39	42	81		81
University of Alberta	Regular Ministry Funded	78	72	150		150
	Non-Ministry Funded	3	4	7		7
	TOTAL	81	76	157		157
University of Calgary	Regular Ministry Funded	84	77	161		161
	Non-Ministry Funded		2	2		2
	TOTAL	84	79	163		163
University of British Columbia	Regular Ministry Funded	129	121	250		250
	Non-Ministry Funded		6	6	1	7
	TOTAL	129	127	256	1	257
Grand Total	Regular Ministry Funded	1380	1265	2645		2645
	Non-Ministry Funded	47	59	106	10	116
	TOTAL	1427	1324	2751	10	2761

Table 1
EMERGENCY MEDICINE FOLLOWING FAMILY MEDICINE
2012-13 Post-M.D. Trainees
(Canadian Citizens/Permanent Residents vs Visa Trainees)
Faculty of Medicine Providing Post-M.D. Training
By
Rank

Faculty of Medicine Providing Post-M.D. Training		Residents	Total
		R-3	
Memorial University	CC/PR	4	4
	Visa Trainees		
	TOTAL	4	4
Dalhousie University	CC/PR	6	6
	Visa Trainees		
	TOTAL	6	6
Université Laval	CC/PR	8	8
	Visa Trainees		
	TOTAL	8	8
Université de Sherbrooke	CC/PR	12	12
	Visa Trainees		
	TOTAL	12	12
Université de Montréal	CC/PR	10	10
	Visa Trainees		
	TOTAL	10	10
McGill University	CC/PR	13	13
	Visa Trainees		
	TOTAL	13	13
University of Ottawa	CC/PR	7	7
	Visa Trainees		
	TOTAL	7	7
Queen's University	CC/PR	11	11
	Visa Trainees		
	TOTAL	11	11
University of Toronto	CC/PR	8	8
	Visa Trainees		
	TOTAL	8	8

(continued)

Table 1
EMERGENCY MEDICINE FOLLOWING FAMILY MEDICINE
2012-13 Post-M.D. Trainees
(Canadian Citizens/Permanent Residents vs Visa Trainees)
Faculty of Medicine Providing Post-M.D. Training
By
Rank

Faculty of Medicine Providing Post-M.D. Training		Residents	Total
		R-3	
McMaster University	CC/PR	8	8
	Visa Trainees		
	TOTAL	8	8
University of Western Ontario	CC/PR	11	11
	Visa Trainees		
	TOTAL	11	11
Northern Ontario School of Medicine	CC/PR	7	7
	Visa Trainees		
	TOTAL	7	7
University of Manitoba	CC/PR	3	3
	Visa Trainees		
	TOTAL	3	3
University of Saskatchewan	CC/PR	8	8
	Visa Trainees		
	TOTAL	8	8
University of Alberta	CC/PR	7	7
	Visa Trainees		
	TOTAL	7	7
University of Calgary	CC/PR	9	9
	Visa Trainees		
	TOTAL	9	9
University of British Columbia	CC/PR	7	7
	Visa Trainees		
	TOTAL	7	7
Grand Total	CC/PR	139	139
	Visa Trainees		
	TOTAL	139	139

Table 2
EMERGENCY MEDICINE FOLLOWING FAMILY MEDICINE
2012-13 Post-M.D. Trainees
(Regular Ministry Funded vs All Other Funding)
Faculty of Medicine Providing Post-M.D. Training
By
Rank

Faculty of Medicine Providing Post-M.D. Training		Residents	Total
		R-3	
Memorial University	Regular Ministry Funded	4	4
	Non-Ministry Funded		
	TOTAL	4	4
Dalhousie University	Regular Ministry Funded	4	4
	Non-Ministry Funded	2	2
	TOTAL	6	6
Université Laval	Regular Ministry Funded	8	8
	Non-Ministry Funded		
	TOTAL	8	8
Université de Sherbrooke	Regular Ministry Funded	12	12
	Non-Ministry Funded		
	TOTAL	12	12
Université de Montréal	Regular Ministry Funded	10	10
	Non-Ministry Funded		
	TOTAL	10	10
McGill University	Regular Ministry Funded	13	13
	Non-Ministry Funded		
	TOTAL	13	13
University of Ottawa	Regular Ministry Funded	7	7
	Non-Ministry Funded		
	TOTAL	7	7
Queen's University	Regular Ministry Funded	11	11
	Non-Ministry Funded		
	TOTAL	11	11
University of Toronto	Regular Ministry Funded	8	8
	Non-Ministry Funded		
	TOTAL	8	8

(continued)

Table 2
EMERGENCY MEDICINE FOLLOWING FAMILY MEDICINE
2012-13 Post-M.D. Trainees
(Regular Ministry Funded vs All Other Funding)
Faculty of Medicine Providing Post-M.D. Training
By
Rank

Faculty of Medicine Providing Post-M.D. Training		Residents	Total
		R-3	
McMaster University	Regular Ministry Funded	8	8
	Non-Ministry Funded		
	TOTAL	8	8
University of Western Ontario	Regular Ministry Funded	11	11
	Non-Ministry Funded		
	TOTAL	11	11
Northern Ontario School of Medicine	Regular Ministry Funded	7	7
	Non-Ministry Funded		
	TOTAL	7	7
University of Manitoba	Regular Ministry Funded	3	3
	Non-Ministry Funded		
	TOTAL	3	3
University of Saskatchewan	Regular Ministry Funded	8	8
	Non-Ministry Funded		
	TOTAL	8	8
University of Alberta	Regular Ministry Funded	7	7
	Non-Ministry Funded		
	TOTAL	7	7
University of Calgary	Regular Ministry Funded	9	9
	Non-Ministry Funded		
	TOTAL	9	9
University of British Columbia	Regular Ministry Funded	7	7
	Non-Ministry Funded		
	TOTAL	7	7
Grand Total	Regular Ministry Funded	137	137
	Non-Ministry Funded	2	2
	TOTAL	139	139

Table 1
CARE OF THE ELDERLY FOLLOWING FAMILY MEDICINE
2012-13 Post-M.D. Trainees
(Canadian Citizens/Permanent Residents vs Visa Trainees)
Faculty of Medicine Providing Post-M.D. Training
By
Rank

Faculty of Medicine Providing Post-M.D. Training		Residents	Total
		R-3	
Université Laval	CC/PR	3	3
	Visa Trainees		
	TOTAL	3	3
Université de Sherbrooke	CC/PR	1	1
	Visa Trainees		
	TOTAL	1	1
Université de Montréal	CC/PR	1	1
	Visa Trainees		
	TOTAL	1	1
McGill University	CC/PR	1	1
	Visa Trainees		
	TOTAL	1	1
Queen's University	CC/PR	2	2
	Visa Trainees		
	TOTAL	2	2
University of Toronto	CC/PR	3	3
	Visa Trainees		
	TOTAL	3	3
McMaster University	CC/PR	1	1
	Visa Trainees		
	TOTAL	1	1
University of Western Ontario	CC/PR	1	1
	Visa Trainees		
	TOTAL	1	1
University of Manitoba	CC/PR	1	1
	Visa Trainees		
	TOTAL	1	1

(continued)

Table 1
CARE OF THE ELDERLY FOLLOWING FAMILY MEDICINE
2012-13 Post-M.D. Trainees
(Canadian Citizens/Permanent Residents vs Visa Trainees)
Faculty of Medicine Providing Post-M.D. Training
By
Rank

Faculty of Medicine Providing Post-M.D. Training		Residents	Total
		R-3	
University of Alberta	CC/PR	3	3
	Visa Trainees		
	TOTAL	3	3
Grand Total	CC/PR	17	17
	Visa Trainees		
	TOTAL	17	17

Table 2
CARE OF THE ELDERLY FOLLOWING FAMILY MEDICINE
2012-13 Post-M.D. Trainees
(Regular Ministry Funded vs All Other Funding)
Faculty of Medicine Providing Post-M.D. Training
By
Rank

Faculty of Medicine Providing Post-M.D. Training		Residents	Total
		R-3	
Université Laval	Regular Ministry Funded	3	3
	Non-Ministry Funded		
	TOTAL	3	3
Université de Sherbrooke	Regular Ministry Funded	1	1
	Non-Ministry Funded		
	TOTAL	1	1
Université de Montréal	Regular Ministry Funded	1	1
	Non-Ministry Funded		
	TOTAL	1	1
McGill University	Regular Ministry Funded	1	1
	Non-Ministry Funded		
	TOTAL	1	1
Queen's University	Regular Ministry Funded	2	2
	Non-Ministry Funded		
	TOTAL	2	2
University of Toronto	Regular Ministry Funded	3	3
	Non-Ministry Funded		
	TOTAL	3	3
McMaster University	Regular Ministry Funded	1	1
	Non-Ministry Funded		
	TOTAL	1	1
University of Western Ontario	Regular Ministry Funded	1	1
	Non-Ministry Funded		
	TOTAL	1	1
University of Manitoba	Regular Ministry Funded	1	1
	Non-Ministry Funded		
	TOTAL	1	1

(continued)

Table 2
CARE OF THE ELDERLY FOLLOWING FAMILY MEDICINE
2012-13 Post-M.D. Trainees
(Regular Ministry Funded vs All Other Funding)
Faculty of Medicine Providing Post-M.D. Training
By
Rank

Faculty of Medicine Providing Post-M.D. Training		Residents	Total
		R-3	
University of Alberta	Regular Ministry Funded	3	3
	Non-Ministry Funded		
	TOTAL	3	3
Grand Total	Regular Ministry Funded	17	17
	Non-Ministry Funded		
	TOTAL	17	17

Table 1
ENHANCED SKILLS: OTHER FAMILY MEDICINE ENHANCED SKILLS TRAINING
2012-13 Post-M.D. Trainees
(Canadian Citizens/Permanent Residents vs Visa Trainees)
Faculty of Medicine Providing Post-M.D. Training
By
Rank

Faculty of Medicine Providing Post-M.D. Training		Residents	Fellows	Total
		R-3	Fellow	
Université Laval	CC/PR	6		6
	Visa Trainees			
	TOTAL	6		6
Université de Montréal	CC/PR	1		1
	Visa Trainees			
	TOTAL	1		1
McGill University	CC/PR	3	1	4
	Visa Trainees	2		2
	TOTAL	5	1	6
University of Ottawa	CC/PR	13	1	14
	Visa Trainees			
	TOTAL	13	1	14
Queen's University	CC/PR	11		11
	Visa Trainees			
	TOTAL	11		11
University of Toronto	CC/PR	20	12	32
	Visa Trainees		1	1
	TOTAL	20	13	33
McMaster University	CC/PR	5		5
	Visa Trainees			
	TOTAL	5		5
University of Western Ontario	CC/PR	7		7
	Visa Trainees			
	TOTAL	7		7
Northern Ontario School of Medicine	CC/PR	2		2
	Visa Trainees			
	TOTAL	2		2

(continued)

Table 1
ENHANCED SKILLS: OTHER FAMILY MEDICINE ENHANCED SKILLS TRAINING
2012-13 Post-M.D. Trainees
(Canadian Citizens/Permanent Residents vs Visa Trainees)
Faculty of Medicine Providing Post-M.D. Training
By
Rank

Faculty of Medicine Providing Post-M.D. Training		Residents	Fellows	Total
		R-3	Fellow	
University of Manitoba	CC/PR	6		6
	Visa Trainees			
	TOTAL	6		6
University of Saskatchewan	CC/PR	4		4
	Visa Trainees			
	TOTAL	4		4
University of Alberta	CC/PR	3		3
	Visa Trainees			
	TOTAL	3		3
University of Calgary	CC/PR	4		4
	Visa Trainees			
	TOTAL	4		4
University of British Columbia	CC/PR	21		21
	Visa Trainees		1	1
	TOTAL	21	1	22
Grand Total	CC/PR	106	14	120
	Visa Trainees	2	2	4
	TOTAL	108	16	124

Table 2
ENHANCED SKILLS: OTHER FAMILY MEDICINE ENHANCED SKILLS TRAINING
2012-13 Post-M.D. Trainees
(Regular Ministry Funded vs All Other Funding)
Faculty of Medicine Providing Post-M.D. Training
By
Rank

Faculty of Medicine Providing Post-M.D. Training		Residents	Fellows	Total
		R-3	Fellow	
Université Laval	Regular Ministry Funded	6		6
	Non-Ministry Funded			
	TOTAL	6		6
Université de Montréal	Regular Ministry Funded	1		1
	Non-Ministry Funded			
	TOTAL	1		1
McGill University	Regular Ministry Funded	4		4
	Non-Ministry Funded	1	1	2
	TOTAL	5	1	6
University of Ottawa	Regular Ministry Funded	13		13
	Non-Ministry Funded		1	1
	TOTAL	13	1	14
Queen's University	Regular Ministry Funded	10		10
	Non-Ministry Funded	1		1
	TOTAL	11		11
University of Toronto	Regular Ministry Funded	20		20
	Non-Ministry Funded		13	13
	TOTAL	20	13	33
McMaster University	Regular Ministry Funded	5		5
	Non-Ministry Funded			
	TOTAL	5		5
University of Western Ontario	Regular Ministry Funded	7		7
	Non-Ministry Funded			
	TOTAL	7		7
Northern Ontario School of Medicine	Regular Ministry Funded	2		2
	Non-Ministry Funded			
	TOTAL	2		2
University of Manitoba	Regular Ministry Funded	6		6
	Non-Ministry Funded			
	TOTAL	6		6

(continued)

Table 2
ENHANCED SKILLS: OTHER FAMILY MEDICINE ENHANCED SKILLS TRAINING
2012-13 Post-M.D. Trainees
(Regular Ministry Funded vs All Other Funding)
Faculty of Medicine Providing Post-M.D. Training
By
Rank

Faculty of Medicine Providing Post-M.D. Training		Residents	Fellows	Total
		R-3	Fellow	
University of Saskatchewan	Regular Ministry Funded	4		4
	Non-Ministry Funded			
	TOTAL	4		4
University of Alberta	Regular Ministry Funded	2		2
	Non-Ministry Funded	1		1
	TOTAL	3		3
University of Calgary	Regular Ministry Funded	3		3
	Non-Ministry Funded	1		1
	TOTAL	4		4
University of British Columbia	Regular Ministry Funded	21		21
	Non-Ministry Funded		1	1
	TOTAL	21	1	22
Grand Total	Regular Ministry Funded	104		104
	Non-Ministry Funded	4	16	20
	TOTAL	108	16	124

**Table 1
PALLIATIVE MEDICINE
2012-13 Post-M.D. Trainees
(Canadian Citizens/Permanent Residents vs Visa Trainees)
Faculty of Medicine Providing Post-M.D. Training
By
Rank**

Faculty of Medicine Providing Post-M.D. Training		Residents				Fellows	Total
		R-3	R-5	R-6	Sub-Total	Fellow	
Dalhousie University	CC/PR	2			2		2
	Visa Trainees						
	TOTAL	2			2		2
Université Laval	CC/PR	1			1		1
	Visa Trainees						
	TOTAL	1			1		1
Université de Montréal	CC/PR			1	1		1
	Visa Trainees						
	TOTAL			1	1		1
McGill University	CC/PR	1			1		1
	Visa Trainees						
	TOTAL	1			1		1
University of Ottawa	CC/PR		1		1	1	2
	Visa Trainees						
	TOTAL		1		1	1	2
University of Toronto	CC/PR	3			3		3
	Visa Trainees	1			1		1
	TOTAL	4			4		4
University of Manitoba	CC/PR	1		1	2		2
	Visa Trainees						
	TOTAL	1		1	2		2
University of Alberta	CC/PR						
	Visa Trainees					2	2
	TOTAL					2	2
University of Calgary	CC/PR	1	1		2		2
	Visa Trainees						
	TOTAL	1	1		2		2
University of British Columbia	CC/PR	2			2		2
	Visa Trainees					3	3
	TOTAL	2			2	3	5
Grand Total	CC/PR	11	2	2	15	1	16
	Visa Trainees	1			1	5	6
	TOTAL	12	2	2	16	6	22

Table 2
PALLIATIVE MEDICINE
2012-13 Post-M.D. Trainees
(Regular Ministry Funded vs All Other Funding)
Faculty of Medicine Providing Post-M.D. Training
By
Rank

Faculty of Medicine Providing Post-M.D. Training		Residents				Fellows	Total
		R-3	R-5	R-6	Sub-Total	Fellow	
Dalhousie University	Regular Ministry Funded	2			2		2
	Non-Ministry Funded						
	TOTAL	2			2		2
Université Laval	Regular Ministry Funded	1			1		1
	Non-Ministry Funded						
	TOTAL	1			1		1
Université de Montréal	Regular Ministry Funded			1	1		1
	Non-Ministry Funded						
	TOTAL			1	1		1
McGill University	Regular Ministry Funded	1			1		1
	Non-Ministry Funded						
	TOTAL	1			1		1
University of Ottawa	Regular Ministry Funded		1		1		1
	Non-Ministry Funded					1	1
	TOTAL		1		1	1	2
University of Toronto	Regular Ministry Funded	3			3		3
	Non-Ministry Funded	1			1		1
	TOTAL	4			4		4
University of Manitoba	Regular Ministry Funded	1		1	2		2
	Non-Ministry Funded						
	TOTAL	1		1	2		2
University of Alberta	Regular Ministry Funded					2	2
	Non-Ministry Funded						
	TOTAL					2	2
University of Calgary	Regular Ministry Funded	1	1		2		2
	Non-Ministry Funded						
	TOTAL	1	1		2		2
University of British Columbia	Regular Ministry Funded	2			2		2
	Non-Ministry Funded					3	3
	TOTAL	2			2	3	5
Grand Total	Regular Ministry Funded	11	2	2	15		15
	Non-Ministry Funded	1			1	6	7
	TOTAL	12	2	2	16	6	22

Table 1
ANESTHESIOLOGY
2012-13 Post-M.D. Trainees
(Canadian Citizens/Permanent Residents vs Visa Trainees)
Faculty of Medicine Providing Post-M.D. Training
By Rank

Faculty of Medicine Providing Post-M.D. Training		Residents							Fellows	Total	
		R-1	R-2	R-3	R-4	R-5	R-6	R-7	Sub-Total	Fellow	
Memorial University	CC/PR	3	6	1	6	6			22		22
	Visa Trainees										
	TOTAL	3	6	1	6	6			22		22
Dalhousie University	CC/PR	4	5	6	4	4			23	2	25
	Visa Trainees										
	TOTAL	4	5	6	4	4			23	2	25
Université Laval	CC/PR	7	9	10	9	9	1		45		45
	Visa Trainees									1	1
	TOTAL	7	9	10	9	9	1		45	1	46
Université de Sherbrooke	CC/PR	5	5	10	6	4			30		30
	Visa Trainees										
	TOTAL	5	5	10	6	4			30		30
Université de Montréal	CC/PR	9	8	11	5	11	1		45	1	46
	Visa Trainees									1	1
	TOTAL	9	8	11	5	11	1		45	2	47
McGill University	CC/PR	8	7	8	8	6			37	1	38
	Visa Trainees									12	12
	TOTAL	8	7	8	8	6			37	13	50
University of Ottawa	CC/PR	9	10	9	13	9			50	8	58
	Visa Trainees									8	8
	TOTAL	9	10	9	13	9			50	16	66
Queen's University	CC/PR	4	6	5	4	4			23	1	24
	Visa Trainees										
	TOTAL	4	6	5	4	4			23	1	24
University of Toronto	CC/PR	20	19	21	17	20			97	36	133
	Visa Trainees									53	53
	TOTAL	20	19	21	17	20			97	89	186
McMaster University	CC/PR	8	7	9	8	7			39	2	41
	Visa Trainees									4	4
	TOTAL	8	7	9	8	7			39	6	45
University of Western Ontario	CC/PR	9	7	8	8	8			40	3	43
	Visa Trainees									10	10
	TOTAL	9	7	8	8	8			40	13	53
University of Manitoba	CC/PR	4	8	5	6	5		1	29	6	35
	Visa Trainees									4	4
	TOTAL	4	8	5	6	5		1	29	10	39
University of Saskatchewan	CC/PR	6	7	5	10	7			35		35
	Visa Trainees										
	TOTAL	6	7	5	10	7			35		35
University of Alberta	CC/PR	5	8	5	6	8			32	3	35
	Visa Trainees			1	1				2	1	3
	TOTAL	5	8	6	7	8			34	4	38
University of Calgary	CC/PR	6	7	7	6	8			34		34
	Visa Trainees									1	1
	TOTAL	6	7	7	6	8			34	1	35
University of British Columbia	CC/PR	10	14	10	8	9			51	7	58
	Visa Trainees									4	4
	TOTAL	10	14	10	8	9			51	11	62
Grand Total	CC/PR	117	133	130	124	125	2	1	632	70	702
	Visa Trainees			1	1				2	99	101
	TOTAL	117	133	131	125	125	2	1	634	169	803

Table 2
ANESTHESIOLOGY
2012-13 Post-M.D. Trainees
(Regular Ministry Funded vs All Other Funding)
Faculty of Medicine Providing Post-M.D. Training
By Rank

Faculty of Medicine Providing Post-M.D. Training		Residents								Fellows	Total
		R-1	R-2	R-3	R-4	R-5	R-6	R-7	Sub-Total	Fellow	
Memorial University	Regular Ministry Funded	3	6	1	6	6			22		22
	Non-Ministry Funded										
	TOTAL	3	6	1	6	6			22		22
Dalhousie University	Regular Ministry Funded	4	5	6	4	4			23		23
	Non-Ministry Funded									2	2
	TOTAL	4	5	6	4	4			23	2	25
Université Laval	Regular Ministry Funded	7	9	10	9	9	1		45		45
	Non-Ministry Funded									1	1
	TOTAL	7	9	10	9	9	1		45	1	46
Université de Sherbrooke	Regular Ministry Funded	5	5	10	6	4			30		30
	Non-Ministry Funded										
	TOTAL	5	5	10	6	4			30		30
Université de Montréal	Regular Ministry Funded	9	8	11	5	11	1		45		45
	Non-Ministry Funded									2	2
	TOTAL	9	8	11	5	11	1		45	2	47
McGill University	Regular Ministry Funded	8	7	8	8	6			37		37
	Non-Ministry Funded									13	13
	TOTAL	8	7	8	8	6			37	13	50
University of Ottawa	Regular Ministry Funded	9	10	9	12	9			49		49
	Non-Ministry Funded				1				1	16	17
	TOTAL	9	10	9	13	9			50	16	66
Queen's University	Regular Ministry Funded	4	6	5	4	4			23		23
	Non-Ministry Funded									1	1
	TOTAL	4	6	5	4	4			23	1	24
University of Toronto	Regular Ministry Funded	20	19	21	17	19			96		96
	Non-Ministry Funded					1			1	89	90
	TOTAL	20	19	21	17	20			97	89	186
McMaster University	Regular Ministry Funded	8	7	9	8	7			39		39
	Non-Ministry Funded									6	6
	TOTAL	8	7	9	8	7			39	6	45
University of Western Ontario	Regular Ministry Funded	9	7	8	8	8			40		40
	Non-Ministry Funded									13	13
	TOTAL	9	7	8	8	8			40	13	53
University of Manitoba	Regular Ministry Funded	4	8	5	6	5		1	29	3	32
	Non-Ministry Funded									7	7
	TOTAL	4	8	5	6	5		1	29	10	39
University of Saskatchewan	Regular Ministry Funded	6	6	5	8	4			29		29
	Non-Ministry Funded		1		2	3			6		6
	TOTAL	6	7	5	10	7			35		35
University of Alberta	Regular Ministry Funded	5	8	5	6	8			32		32
	Non-Ministry Funded			1	1				2	4	6
	TOTAL	5	8	6	7	8			34	4	38
University of Calgary	Regular Ministry Funded	6	7	7	6	8			34		34
	Non-Ministry Funded									1	1
	TOTAL	6	7	7	6	8			34	1	35
University of British Columbia	Regular Ministry Funded	10	14	10	8	9			51		51
	Non-Ministry Funded									11	11
	TOTAL	10	14	10	8	9			51	11	62
Grand Total	Regular Ministry Funded	117	132	130	121	121	2	1	624	3	627
	Non-Ministry Funded		1	1	4	4			10	166	176
	TOTAL	117	133	131	125	125	2	1	634	169	803

**Table 1
PUBLIC HEALTH AND PREVENTIVE MEDICINE
2012-13 Post-M.D. Trainees
(Canadian Citizens/Permanent Residents vs Visa Trainees)
Faculty of Medicine Providing Post-M.D. Training
By
Rank**

Faculty of Medicine Providing Post-M.D. Training		Residents					Total
		R-1	R-2	R-3	R-4	R-5	
Université Laval	CC/PR	3	1		2	3	9
	Visa Trainees						
	TOTAL	3	1		2	3	9
Université de Sherbrooke	CC/PR	2	1	6	2	1	12
	Visa Trainees						
	TOTAL	2	1	6	2	1	12
Université de Montréal	CC/PR	1	4		1	3	9
	Visa Trainees						
	TOTAL	1	4		1	3	9
McGill University	CC/PR	1	1		1	1	4
	Visa Trainees						
	TOTAL	1	1		1	1	4
University of Ottawa	CC/PR	2	1	2	4	1	10
	Visa Trainees						
	TOTAL	2	1	2	4	1	10
Queen's University	CC/PR	2	2	1			5
	Visa Trainees						
	TOTAL	2	2	1			5
University of Toronto	CC/PR	3	3	7	3	6	22
	Visa Trainees						
	TOTAL	3	3	7	3	6	22
McMaster University	CC/PR	1	2	3	3	3	12
	Visa Trainees						
	TOTAL	1	2	3	3	3	12
Northern Ontario School of Medicine	CC/PR	1	1				2
	Visa Trainees						
	TOTAL	1	1				2
University of Manitoba	CC/PR			1	2	1	4
	Visa Trainees		1				1
	TOTAL		1	1	2	1	5
University of Saskatchewan	CC/PR	2		1			3
	Visa Trainees						
	TOTAL	2		1			3

(continued)

**Table 1
 PUBLIC HEALTH AND PREVENTIVE MEDICINE
 2012-13 Post-M.D. Trainees
 (Canadian Citizens/Permanent Residents vs Visa Trainees)
 Faculty of Medicine Providing Post-M.D. Training
 By
 Rank**

Faculty of Medicine Providing Post-M.D. Training		Residents					Total
		R-1	R-2	R-3	R-4	R-5	
University of Alberta	CC/PR	2	1	2	2	1	8
	Visa Trainees						
	TOTAL	2	1	2	2	1	8
University of Calgary	CC/PR	3	2	5		1	11
	Visa Trainees						
	TOTAL	3	2	5		1	11
University of British Columbia	CC/PR	2		5	5	1	13
	Visa Trainees						
	TOTAL	2		5	5	1	13
Grand Total	CC/PR	25	19	33	25	22	124
	Visa Trainees		1				1
	TOTAL	25	20	33	25	22	125

Table 2
PUBLIC HEALTH AND PREVENTIVE MEDICINE
2012-13 Post-M.D. Trainees
(Regular Ministry Funded vs All Other Funding)
Faculty of Medicine Providing Post-M.D. Training
By Rank

Faculty of Medicine Providing Post-M.D. Training		Residents					Total
		R-1	R-2	R-3	R-4	R-5	
Université Laval	Regular Ministry Funded	3	1		2	3	9
	Non-Ministry Funded						
	TOTAL	3	1		2	3	9
Université de Sherbrooke	Regular Ministry Funded	2	1	6	2	1	12
	Non-Ministry Funded						
	TOTAL	2	1	6	2	1	12
Université de Montréal	Regular Ministry Funded	1	4		1	3	9
	Non-Ministry Funded						
	TOTAL	1	4		1	3	9
McGill University	Regular Ministry Funded	1	1		1	1	4
	Non-Ministry Funded						
	TOTAL	1	1		1	1	4
University of Ottawa	Regular Ministry Funded	2	1	2	4	1	10
	Non-Ministry Funded						
	TOTAL	2	1	2	4	1	10
Queen's University	Regular Ministry Funded	2	2	1			5
	Non-Ministry Funded						
	TOTAL	2	2	1			5
University of Toronto	Regular Ministry Funded	3	3	7	3	5	21
	Non-Ministry Funded					1	1
	TOTAL	3	3	7	3	6	22
McMaster University	Regular Ministry Funded	1	2	3	3	2	11
	Non-Ministry Funded					1	1
	TOTAL	1	2	3	3	3	12
Northern Ontario School of Medicine	Regular Ministry Funded	1	1				2
	Non-Ministry Funded						
	TOTAL	1	1				2
University of Manitoba	Regular Ministry Funded			1	2	1	4
	Non-Ministry Funded		1				1
	TOTAL		1	1	2	1	5
University of Saskatchewan	Regular Ministry Funded	2		1			3
	Non-Ministry Funded						
	TOTAL	2		1			3
University of Alberta	Regular Ministry Funded	2	1	2	2	1	8
	Non-Ministry Funded						
	TOTAL	2	1	2	2	1	8
University of Calgary	Regular Ministry Funded	2	2	5		1	10
	Non-Ministry Funded	1					1

(continued)

Table 2
PUBLIC HEALTH AND PREVENTIVE MEDICINE
2012-13 Post-M.D. Trainees
(Regular Ministry Funded vs All Other Funding)
Faculty of Medicine Providing Post-M.D. Training
By Rank

Faculty of Medicine Providing Post-M.D. Training		Residents					Total
		R-1	R-2	R-3	R-4	R-5	
University of Calgary	TOTAL	3	2	5		1	11
University of British Columbia	Regular Ministry Funded	2		5	5	1	13
	Non-Ministry Funded						
	TOTAL	2		5	5	1	13
Grand Total	Regular Ministry Funded	24	19	33	25	20	121
	Non-Ministry Funded	1	1			2	4
	TOTAL	25	20	33	25	22	125

Table 1
DERMATOLOGY
2012-13 Post-M.D. Trainees
(Canadian Citizens/Permanent Residents vs Visa Trainees)
Faculty of Medicine Providing Post-M.D. Training
By Rank

Faculty of Medicine Providing Post-M.D. Training		Residents						Fellows	Total	
		R-1	R-2	R-3	R-4	R-5	R-6	Sub-Total	Fellow	
Dalhousie University	CC/PR	1		1	1		1	4		4
	Visa Trainees									
	TOTAL	1		1	1		1	4		4
Université Laval	CC/PR	3	2	4	2	4		15		15
	Visa Trainees									
	TOTAL	3	2	4	2	4		15		15
Université de Sherbrooke	CC/PR	3						3		3
	Visa Trainees									
	TOTAL	3						3		3
Université de Montréal	CC/PR	3	4	2	4	4		17	1	18
	Visa Trainees									
	TOTAL	3	4	2	4	4		17	1	18
McGill University	CC/PR	4	3	3	2	4		16		16
	Visa Trainees	2	2	3	2	1		10		10
	TOTAL	6	5	6	4	5		26		26
University of Ottawa	CC/PR	3	3	2	3	3		14		14
	Visa Trainees									
	TOTAL	3	3	2	3	3		14		14
University of Toronto	CC/PR	7	8	8	5	4		32	3	35
	Visa Trainees								6	6
	TOTAL	7	8	8	5	4		32	9	41
University of Alberta	CC/PR	2	1	3	2	2		10		10
	Visa Trainees									
	TOTAL	2	1	3	2	2		10		10
University of Calgary	CC/PR	3	3	2				8		8
	Visa Trainees			1				1		1
	TOTAL	3	3	3				9		9
University of British Columbia	CC/PR	3	4	2	4	3		16	1	17
	Visa Trainees								6	6
	TOTAL	3	4	2	4	3		16	7	23
Grand Total	CC/PR	32	28	27	23	24	1	135	5	140
	Visa Trainees	2	2	4	2	1		11	12	23
	TOTAL	34	30	31	25	25	1	146	17	163

Table 2
DERMATOLOGY
2012-13 Post-M.D. Trainees
(Regular Ministry Funded vs All Other Funding)
Faculty of Medicine Providing Post-M.D. Training
By Rank

Faculty of Medicine Providing Post-M.D. Training		Residents							Fellows	Total
		R-1	R-2	R-3	R-4	R-5	R-6	Sub-Total	Fellow	
Dalhousie University	Regular Ministry Funded	1		1			1	3		3
	Non-Ministry Funded				1			1		1
	TOTAL	1		1	1		1	4		4
Université Laval	Regular Ministry Funded	3	2	4	2	4		15		15
	Non-Ministry Funded									
	TOTAL	3	2	4	2	4		15		15
Université de Sherbrooke	Regular Ministry Funded	3						3		3
	Non-Ministry Funded									
	TOTAL	3						3		3
Université de Montréal	Regular Ministry Funded	3	4	2	4	4		17		17
	Non-Ministry Funded								1	1
	TOTAL	3	4	2	4	4		17	1	18
McGill University	Regular Ministry Funded	4	3	3	2	4		16		16
	Non-Ministry Funded	2	2	3	2	1		10		10
	TOTAL	6	5	6	4	5		26		26
University of Ottawa	Regular Ministry Funded	3	3	2	3	3		14		14
	Non-Ministry Funded									
	TOTAL	3	3	2	3	3		14		14
University of Toronto	Regular Ministry Funded	7	8	8	4	4		31		31
	Non-Ministry Funded				1			1	9	10
	TOTAL	7	8	8	5	4		32	9	41
University of Alberta	Regular Ministry Funded	2	1	1	2	2		8		8
	Non-Ministry Funded			2				2		2
	TOTAL	2	1	3	2	2		10		10
University of Calgary	Regular Ministry Funded	3	3	2				8		8
	Non-Ministry Funded			1				1		1
	TOTAL	3	3	3	2	2		9		9
University of British Columbia	Regular Ministry Funded	3	4	1	4	2		14		14
	Non-Ministry Funded			1		1		2	7	9
	TOTAL	3	4	2	4	3		16	7	23
Grand Total	Regular Ministry Funded	32	28	24	21	23	1	129		129
	Non-Ministry Funded	2	2	7	4	2		17	17	34
	TOTAL	34	30	31	25	25	1	146	17	163

Table 1
DIAGNOSTIC RADIOLOGY
2012-13 Post-M.D. Trainees
(Canadian Citizens/Permanent Residents vs Visa Trainees)
Faculty of Medicine Providing Post-M.D. Training
By Rank

Faculty of Medicine Providing Post-M.D. Training		Residents							Fellows	Total	
		R-1	R-2	R-3	R-4	R-5	R-6	R-7	Sub-Total	Fellow	
Memorial University	CC/PR	3	4	3	3	4			17		17
	Visa Trainees										
	TOTAL	3	4	3	3	4			17		17
Dalhousie University	CC/PR	4	4	4	4	5			21	1	22
	Visa Trainees									4	4
	TOTAL	4	4	4	4	5			21	5	26
Université Laval	CC/PR	8	10	8	7	8			41		41
	Visa Trainees										
	TOTAL	8	10	8	7	8			41		41
Université de Sherbrooke	CC/PR	4	4	5	6	3	1		23		23
	Visa Trainees										
	TOTAL	4	4	5	6	3	1		23		23
Université de Montréal	CC/PR	8	10	10	9	12	6	1	56	1	57
	Visa Trainees				1				1	1	2
	TOTAL	8	10	10	10	12	6	1	57	2	59
McGill University	CC/PR	8	9	8	7	5	1		38	1	39
	Visa Trainees	3		3	3				9	19	28
	TOTAL	11	9	11	10	5	1		47	20	67
University of Ottawa	CC/PR	6	7	5	10	7			35	3	38
	Visa Trainees									14	14
	TOTAL	6	7	5	10	7			35	17	52
Queen's University	CC/PR	3	3	3	3	3			15		15
	Visa Trainees										
	TOTAL	3	3	3	3	3			15		15
University of Toronto	CC/PR	11	13	14	12	12			62	25	87
	Visa Trainees				1				1	36	37
	TOTAL	11	13	14	13	12			63	61	124
McMaster University	CC/PR	7	5	7	8	4			31	5	36
	Visa Trainees									5	5
	TOTAL	7	5	7	8	4			31	10	41
University of Western Ontario	CC/PR	4	5	3	5	4			21	2	23
	Visa Trainees									5	5
	TOTAL	4	5	3	5	4			21	7	28
University of Manitoba	CC/PR	4	4	4	6	3			21		21
	Visa Trainees										
	TOTAL	4	4	4	6	3			21		21
University of Saskatchewan	CC/PR	4	4	4	5	3			20		20
	Visa Trainees										
	TOTAL	4	4	4	5	3			20		20
University of Alberta	CC/PR	4	5	5	3	3			20	3	23
	Visa Trainees									4	4
	TOTAL	4	5	5	3	3			20	7	27
University of Calgary	CC/PR	6	5	6	6	4			27	5	32
	Visa Trainees									5	5
	TOTAL	6	5	6	6	4			27	10	37
University of British Columbia	CC/PR	7	7	7	6	8			35	10	45
	Visa Trainees									25	25
	TOTAL	7	7	7	6	8			35	35	70
Grand Total	CC/PR	91	99	96	100	88	8	1	483	56	539
	Visa Trainees	3		3	5				11	118	129
	TOTAL	94	99	99	105	88	8	1	494	174	668

Table 2
DIAGNOSTIC RADIOLOGY
2012-13 Post-M.D. Trainees
(Regular Ministry Funded vs All Other Funding)
Faculty of Medicine Providing Post-M.D. Training
By Rank

Faculty of Medicine Providing Post-M.D. Training		Residents								Fellows	Total
		R-1	R-2	R-3	R-4	R-5	R-6	R-7	Sub-Total	Fellow	
Memorial University	Regular Ministry Funded	3	4	3	3	4			17		17
	Non-Ministry Funded										
	TOTAL	3	4	3	3	4			17		17
Dalhousie University	Regular Ministry Funded	4	4	4	4	5			21		21
	Non-Ministry Funded									5	5
	TOTAL	4	4	4	4	5			21	5	26
Université Laval	Regular Ministry Funded	8	10	8	7	8			41		41
	Non-Ministry Funded										
	TOTAL	8	10	8	7	8			41		41
Université de Sherbrooke	Regular Ministry Funded	4	4	5	6	3	1		23		23
	Non-Ministry Funded										
	TOTAL	4	4	5	6	3	1		23		23
Université de Montréal	Regular Ministry Funded	8	10	10	10	12	6	1	57		57
	Non-Ministry Funded									2	2
	TOTAL	8	10	10	10	12	6	1	57	2	59
McGill University	Regular Ministry Funded	8	9	8	7	5	1		38		38
	Non-Ministry Funded	3		3	3				9	20	29
	TOTAL	11	9	11	10	5	1		47	20	67
University of Ottawa	Regular Ministry Funded	6	7	5	10	7			35		35
	Non-Ministry Funded									17	17
	TOTAL	6	7	5	10	7			35	17	52
Queen's University	Regular Ministry Funded	3	3	3	3	3			15		15
	Non-Ministry Funded										
	TOTAL	3	3	3	3	3			15		15
University of Toronto	Regular Ministry Funded	11	13	11	12	12			59		59
	Non-Ministry Funded			3	1				4	61	65
	TOTAL	11	13	14	13	12			63	61	124
McMaster University	Regular Ministry Funded	7	5	7	8	4			31		31
	Non-Ministry Funded									10	10
	TOTAL	7	5	7	8	4			31	10	41
University of Western Ontario	Regular Ministry Funded	4	5	3	5	4			21		21
	Non-Ministry Funded									7	7
	TOTAL	4	5	3	5	4			21	7	28
University of Manitoba	Regular Ministry Funded	4	4	4	6	3			21		21
	Non-Ministry Funded										
	TOTAL	4	4	4	6	3			21		21
University of Saskatchewan	Regular Ministry Funded	4	4	4	5	3			20		20
	Non-Ministry Funded										
	TOTAL	4	4	4	5	3			20		20
University of Alberta	Regular Ministry Funded	4	5	5	3	3			20		20
	Non-Ministry Funded									7	7
	TOTAL	4	5	5	3	3			20	7	27
University of Calgary	Regular Ministry Funded	6	5	6	6	4			27		27
	Non-Ministry Funded									10	10
	TOTAL	6	5	6	6	4			27	10	37
University of British Columbia	Regular Ministry Funded	7	7	7	6	8			35		35
	Non-Ministry Funded									35	35
	TOTAL	7	7	7	6	8			35	35	70
Grand Total	Regular Ministry Funded	91	99	93	101	88	8	1	481		481
	Non-Ministry Funded	3		6	4				13	174	187
	TOTAL	94	99	99	105	88	8	1	494	174	668

Table 1
EMERGENCY MEDICINE
2012-13 Post-M.D. Trainees
(Canadian Citizens/Permanent Residents vs Visa Trainees)
Faculty of Medicine Providing Post-M.D. Training
By Rank

Faculty of Medicine Providing Post-M.D. Training		Residents							Fellows	Total
		R-1	R-2	R-3	R-4	R-5	R-6	Sub-Total	Fellow	
Dalhousie University	CC/PR	2	1	2	2	3		10		10
	Visa Trainees									
	TOTAL	2	1	2	2	3		10		10
Université Laval	CC/PR	5	4	4	5	2		20		20
	Visa Trainees									
	TOTAL	5	4	4	5	2		20		20
Université de Montréal	CC/PR	4	4	5	3	3		19		19
	Visa Trainees									
	TOTAL	4	4	5	3	3		19		19
McGill University	CC/PR	4	4	5	5	1		19		19
	Visa Trainees	3	3	3	1	2	1	13	1	14
	TOTAL	7	7	8	6	3	1	32	1	33
University of Ottawa	CC/PR	10	10	8	8	6		42	1	43
	Visa Trainees					1		1	3	4
	TOTAL	10	10	8	8	7		43	4	47
Queen's University	CC/PR	4	4	4	4	5		21		21
	Visa Trainees									
	TOTAL	4	4	4	4	5		21		21
University of Toronto	CC/PR	10	9	10	7	11		47		47
	Visa Trainees								3	3
	TOTAL	10	9	10	7	11		47	3	50
McMaster University	CC/PR	6	8	7	7	7		35		35
	Visa Trainees	2	1					3		3
	TOTAL	8	9	7	7	7		38		38
University of Western Ontario	CC/PR	4	4	3	2	4		17		17
	Visa Trainees									
	TOTAL	4	4	3	2	4		17		17
University of Manitoba	CC/PR	4	4	4	4	5		21		21
	Visa Trainees									
	TOTAL	4	4	4	4	5		21		21
University of Saskatchewan	CC/PR	2	2	2				6		6
	Visa Trainees									
	TOTAL	2	2	2				6		6
University of Alberta	CC/PR	5	6	7	7	7		32		32
	Visa Trainees									
	TOTAL	5	6	7	7	7		32		32
University of Calgary	CC/PR	5	4	4	4	3		20		20
	Visa Trainees									
	TOTAL	5	4	4	4	3		20		20
University of British Columbia	CC/PR	6	5	6	5	3		25		25
	Visa Trainees									
	TOTAL	6	5	6	5	3		25		25
Grand Total	CC/PR	71	69	71	63	60		334	1	335
	Visa Trainees	5	4	3	1	3	1	17	7	24
	TOTAL	76	73	74	64	63	1	351	8	359

Table 2
EMERGENCY MEDICINE
2012-13 Post-M.D. Trainees
(Regular Ministry Funded vs All Other Funding)
Faculty of Medicine Providing Post-M.D. Training
By Rank

Faculty of Medicine Providing Post-M.D. Training		Residents						Fellows	Total	
		R-1	R-2	R-3	R-4	R-5	R-6	Sub-Total	Fellow	
Dalhousie University	Regular Ministry Funded	2	1	2	2	3		10		10
	Non-Ministry Funded									
	TOTAL	2	1	2	2	3		10		10
Université Laval	Regular Ministry Funded	5	4	4	5	2		20		20
	Non-Ministry Funded									
	TOTAL	5	4	4	5	2		20		20
Université de Montréal	Regular Ministry Funded	4	4	5	3	3		19		19
	Non-Ministry Funded									
	TOTAL	4	4	5	3	3		19		19
McGill University	Regular Ministry Funded	4	4	6	5	1		20		20
	Non-Ministry Funded	3	3	2	1	2	1	12	1	13
	TOTAL	7	7	8	6	3	1	32	1	33
University of Ottawa	Regular Ministry Funded	10	10	8	8	6		42		42
	Non-Ministry Funded					1		1	4	5
	TOTAL	10	10	8	8	7		43	4	47
Queen's University	Regular Ministry Funded	4	4	4	4	5		21		21
	Non-Ministry Funded									
	TOTAL	4	4	4	4	5		21		21
University of Toronto	Regular Ministry Funded	10	9	10	7	11		47		47
	Non-Ministry Funded								3	3
	TOTAL	10	9	10	7	11		47	3	50
McMaster University	Regular Ministry Funded	6	8	7	7	7		35		35
	Non-Ministry Funded	2	1					3		3
	TOTAL	8	9	7	7	7		38		38
University of Western Ontario	Regular Ministry Funded	4	4	3	2	4		17		17
	Non-Ministry Funded									
	TOTAL	4	4	3	2	4		17		17
University of Manitoba	Regular Ministry Funded	4	4	4	4	5		21		21
	Non-Ministry Funded									
	TOTAL	4	4	4	4	5		21		21
University of Saskatchewan	Regular Ministry Funded	2	2	2				6		6
	Non-Ministry Funded									
	TOTAL	2	2	2				6		6
University of Alberta	Regular Ministry Funded	5	6	6	7	7		31		31
	Non-Ministry Funded			1				1		1
	TOTAL	5	6	7	7	7		32		32
University of Calgary	Regular Ministry Funded	5	4	4	4	3		20		20
	Non-Ministry Funded									
	TOTAL	5	4	4	4	3		20		20
University of British Columbia	Regular Ministry Funded	6	5	6	5	3		25		25
	Non-Ministry Funded									
	TOTAL	6	5	6	5	3		25		25
Grand Total	Regular Ministry Funded	71	69	71	63	60		334		334
	Non-Ministry Funded	5	4	3	1	3	1	17	8	25
	TOTAL	76	73	74	64	63	1	351	8	359

Table 1
INTERNAL MEDICINE
2012-13 Post-M.D. Trainees
(Canadian Citizens/Permanent Residents vs Visa Trainees)
Faculty of Medicine Providing Post-M.D. Training
By Rank

Faculty of Medicine Providing Post-M.D. Training		Residents						Sub-Total	Fellows	Total
		R-1	R-2	R-3	R-4	R-5	R-6		Fellow	
Memorial University	CC/PR	8	12	11	1			32		32
	Visa Trainees			1				1		1
	TOTAL	8	12	12	1			33		33
Dalhousie University	CC/PR	17	16	12				45		45
	Visa Trainees	2	2	2				6		6
	TOTAL	19	18	14				51		51
Université Laval	CC/PR	20	33	26				79		79
	Visa Trainees									
	TOTAL	20	33	26				79		79
Université de Sherbrooke	CC/PR	30	28	25				83		83
	Visa Trainees									
	TOTAL	30	28	25				83		83
Université de Montréal	CC/PR	32	42	38	9	11	2	134		134
	Visa Trainees	1						1		1
	TOTAL	33	42	38	9	11	2	135		135
McGill University	CC/PR	35	33	30				98		98
	Visa Trainees	4	3	3				10		10
	TOTAL	39	36	33				108		108
University of Ottawa	CC/PR	25	24	21	5			75		75
	Visa Trainees									
	TOTAL	25	24	21	5			75		75
Queen's University	CC/PR	19	17	21	1			58		58
	Visa Trainees									
	TOTAL	19	17	21	1			58		58
University of Toronto	CC/PR	62	57	62	7			188		188
	Visa Trainees	5	5	5				15		15
	TOTAL	67	62	67	7			203		203
McMaster University	CC/PR	28	22	25	3			78		78
	Visa Trainees	3	4	2				9		9
	TOTAL	31	26	27	3			87		87
University of Western Ontario	CC/PR	35	32	30				97	1	98
	Visa Trainees	5	6	9				20		20
	TOTAL	40	38	39				117	1	118
Northern Ontario School of Medicine	CC/PR	6	6	1				13		13
	Visa Trainees									
	TOTAL	6	6	1				13		13
University of Manitoba	CC/PR	14	18	13	1			46		46
	Visa Trainees		2	4				6		6
	TOTAL	14	20	17	1			52		52
University of Saskatchewan	CC/PR	25	24	21	3			73		73
	Visa Trainees									
	TOTAL	25	24	21	3			73		73

(continued)

**Table 1
 INTERNAL MEDICINE
 2012-13 Post-M.D. Trainees
 (Canadian Citizens/Permanent Residents vs Visa Trainees)
 Faculty of Medicine Providing Post-M.D. Training
 By
 Rank**

Faculty of Medicine Providing Post-M.D. Training		Residents						Fellows	Total	
		R-1	R-2	R-3	R-4	R-5	R-6	Sub-Total	Fellow	
University of Alberta	CC/PR	29	29	27	7	3		95	2	97
	Visa Trainees	4	4	4				12	1	13
	TOTAL	33	33	31	7	3		107	3	110
University of Calgary	CC/PR	33	28	27	1			89		89
	Visa Trainees		1		1			2		2
	TOTAL	33	29	27	2			91		91
University of British Columbia	CC/PR	43	41	42	11			137	2	139
	Visa Trainees	5	6	5				16	1	17
	TOTAL	48	47	47	11			153	3	156
Grand Total	CC/PR	461	462	432	49	14	2	1420	5	1425
	Visa Trainees	29	33	35	1			98	2	100
	TOTAL	490	495	467	50	14	2	1518	7	1525

Table 2
INTERNAL MEDICINE
2012-13 Post-M.D. Trainees
(Regular Ministry Funded vs All Other Funding)
Faculty of Medicine Providing Post-M.D. Training
By Rank

Faculty of Medicine Providing Post-M.D. Training		Residents						Fellows	Total	
		R-1	R-2	R-3	R-4	R-5	R-6	Sub-Total	Fellow	
Memorial University	Regular Ministry Funded	8	12	12	1			33		33
	Non-Ministry Funded									
	TOTAL	8	12	12	1			33		33
Dalhousie University	Regular Ministry Funded	17	16	11				44		44
	Non-Ministry Funded	2	2	3				7		7
	TOTAL	19	18	14				51		51
Université Laval	Regular Ministry Funded	20	33	26				79		79
	Non-Ministry Funded									
	TOTAL	20	33	26				79		79
Université de Sherbrooke	Regular Ministry Funded	30	28	25				83		83
	Non-Ministry Funded									
	TOTAL	30	28	25				83		83
Université de Montréal	Regular Ministry Funded	33	42	38	9	11	2	135		135
	Non-Ministry Funded									
	TOTAL	33	42	38	9	11	2	135		135
McGill University	Regular Ministry Funded	37	34	30				101		101
	Non-Ministry Funded	2	2	3				7		7
	TOTAL	39	36	33				108		108
University of Ottawa	Regular Ministry Funded	25	24	21	5			75		75
	Non-Ministry Funded									
	TOTAL	25	24	21	5			75		75
Queen's University	Regular Ministry Funded	19	17	21	1			58		58
	Non-Ministry Funded									
	TOTAL	19	17	21	1			58		58
University of Toronto	Regular Ministry Funded	62	57	62	2			183		183
	Non-Ministry Funded	5	5	5	5			20		20
	TOTAL	67	62	67	7			203		203
McMaster University	Regular Ministry Funded	28	22	25	3			78		78
	Non-Ministry Funded	3	4	2				9		9
	TOTAL	31	26	27	3			87		87
University of Western Ontario	Regular Ministry Funded	35	32	30				97		97
	Non-Ministry Funded	5	6	9				20	1	21
	TOTAL	40	38	39				117	1	118
Northern Ontario School of Medicine	Regular Ministry Funded	6	6	1				13		13
	Non-Ministry Funded									
	TOTAL	6	6	1				13		13
University of Manitoba	Regular Ministry Funded	14	18	13	1			46		46
	Non-Ministry Funded		2	4				6		6
	TOTAL	14	20	17	1			52		52
University of Saskatchewan	Regular Ministry Funded	25	24	21	3			73		73
	Non-Ministry Funded									
	TOTAL	25	24	21	3			73		73
University of Alberta	Regular Ministry Funded	29	29	27	7	3		95		95
	Non-Ministry Funded	4	4	4				12	3	15
	TOTAL	33	33	31	7	3		107	3	110
University of Calgary	Regular Ministry Funded	33	29	27	2			91		91
	Non-Ministry Funded									
	TOTAL	33	29	27	2			91		91

(continued)

Table 2
INTERNAL MEDICINE
2012-13 Post-M.D. Trainees
(Regular Ministry Funded vs All Other Funding)
Faculty of Medicine Providing Post-M.D. Training
By
Rank

Faculty of Medicine Providing Post-M.D. Training		Residents							Fellows	Total
		R-1	R-2	R-3	R-4	R-5	R-6	Sub-Total	Fellow	
University of British Columbia	Regular Ministry Funded	43	41	41	11			136		136
	Non-Ministry Funded	5	6	6				17	3	20
	TOTAL	48	47	47	11			153	3	156
Grand Total	Regular Ministry Funded	464	464	431	45	14	2	1420		1420
	Non-Ministry Funded	26	31	36	5			98	7	105
	TOTAL	490	495	467	50	14	2	1518	7	1525

Table 1
MEDICAL GENETICS
2012-13 Post-M.D. Trainees
(Canadian Citizens/Permanent Residents vs Visa Trainees)
Faculty of Medicine Providing Post-M.D. Training
By Rank

Faculty of Medicine Providing Post-M.D. Training		Residents						Fellows	Total	
		R-1	R-2	R-3	R-4	R-5	R-6	Sub-Total	Fellow	
Université de Montréal	CC/PR	1	1		1	1		4		4
	Visa Trainees									
	TOTAL	1	1		1	1		4		4
McGill University	CC/PR	1		1		1	1	4		4
	Visa Trainees	1						1		1
	TOTAL	2		1		1	1	5		5
University of Ottawa	CC/PR	2	1	1	1			5	1	6
	Visa Trainees									
	TOTAL	2	1	1	1			5	1	6
University of Toronto	CC/PR	1	3	3	3			10	2	12
	Visa Trainees			1		1		2	6	8
	TOTAL	1	3	4	3	1		12	8	20
University of Manitoba	CC/PR	1	1		1			3		3
	Visa Trainees		1					1		1
	TOTAL	1	2		1			4		4
University of Calgary	CC/PR	1		1	1			3		3
	Visa Trainees								1	1
	TOTAL	1		1	1			3	1	4
University of British Columbia	CC/PR		1		1	2		4		4
	Visa Trainees									
	TOTAL		1		1	2		4		4
Grand Total	CC/PR	7	7	6	8	4	1	33	3	36
	Visa Trainees	1	1	1		1		4	7	11
	TOTAL	8	8	7	8	5	1	37	10	47

Table 2
MEDICAL GENETICS
2012-13 Post-M.D. Trainees
(Regular Ministry Funded vs All Other Funding)
Faculty of Medicine Providing Post-M.D. Training
By Rank

Faculty of Medicine Providing Post-M.D. Training		Residents							Fellows	Total
		R-1	R-2	R-3	R-4	R-5	R-6	Sub-Total	Fellow	
Université de Montréal	Regular Ministry Funded		1		1	1		3		3
	Non-Ministry Funded	1						1		1
	TOTAL	1	1		1	1		4		4
McGill University	Regular Ministry Funded	1		1		1	1	4		4
	Non-Ministry Funded	1						1		1
	TOTAL	2		1		1	1	5		5
University of Ottawa	Regular Ministry Funded	2	1	1	1			5		5
	Non-Ministry Funded								1	1
	TOTAL	2	1	1	1			5	1	6
University of Toronto	Regular Ministry Funded	1	3	3	3			10		10
	Non-Ministry Funded			1		1		2	8	10
	TOTAL	1	3	4	3	1		12	8	20
University of Manitoba	Regular Ministry Funded	1	1		1			3		3
	Non-Ministry Funded		1					1		1
	TOTAL	1	2		1			4		4
University of Calgary	Regular Ministry Funded	1		1	1			3		3
	Non-Ministry Funded								1	1
	TOTAL	1		1	1			3	1	4
University of British Columbia	Regular Ministry Funded		1		1	2		4		4
	Non-Ministry Funded									
	TOTAL		1		1	2		4		4
Grand Total	Regular Ministry Funded	6	7	6	8	4	1	32		32
	Non-Ministry Funded	2	1	1		1		5	10	15
	TOTAL	8	8	7	8	5	1	37	10	47

Table 1
NEUROLOGY
2012-13 Post-M.D. Trainees
(Canadian Citizens/Permanent Residents vs Visa Trainees)
Faculty of Medicine Providing Post-M.D. Training
By Rank

Faculty of Medicine Providing Post-M.D. Training		Residents							Fellows	Total
		R-1	R-2	R-3	R-4	R-5	R-6	Sub-Total	Fellow	
Memorial University	CC/PR	1	2	1	1	3		8		8
	Visa Trainees									
	TOTAL	1	2	1	1	3		8		8
Dalhousie University	CC/PR	1	3		1	3		8		8
	Visa Trainees	1	1					2		2
	TOTAL	2	4		1	3		10		10
Université Laval	CC/PR	2	3	1	2	1		9		9
	Visa Trainees									
	TOTAL	2	3	1	2	1		9		9
Université de Sherbrooke	CC/PR	4	3	2	4	1		14		14
	Visa Trainees									
	TOTAL	4	3	2	4	1		14		14
Université de Montréal	CC/PR	3	4	6	5	6	3	27	1	28
	Visa Trainees									
	TOTAL	3	4	6	5	6	3	27	1	28
McGill University	CC/PR	2	2	6	2	2	2	16		16
	Visa Trainees	2	2	1	1	2		8	1	9
	TOTAL	4	4	7	3	4	2	24	1	25
University of Ottawa	CC/PR	4	4	2	2	5	1	18	2	20
	Visa Trainees								4	4
	TOTAL	4	4	2	2	5	1	18	6	24
Queen's University	CC/PR	2	1	1	3	1		8		8
	Visa Trainees									
	TOTAL	2	1	1	3	1		8		8
University of Toronto	CC/PR	7	8	6	8	10		39	11	50
	Visa Trainees								10	10
	TOTAL	7	8	6	8	10		39	21	60
McMaster University	CC/PR	3	2	2		2		9	2	11
	Visa Trainees								2	2
	TOTAL	3	2	2		2		9	4	13
University of Western Ontario	CC/PR	4	5	4	4	2		19	6	25
	Visa Trainees								8	8
	TOTAL	4	5	4	4	2		19	14	33
University of Manitoba	CC/PR	2	2	2	1	1		8		8
	Visa Trainees			2		1		3		3
	TOTAL	2	2	4	1	2		11		11
University of Saskatchewan	CC/PR	2	2	4	1			9		9
	Visa Trainees									
	TOTAL	2	2	4	1			9		9
University of Alberta	CC/PR	3	2	2	3	3		13	3	16
	Visa Trainees		1	1				2	6	8
	TOTAL	3	3	3	3	3		15	9	24

(continued)

**Table 1
 NEUROLOGY
 2012-13 Post-M.D. Trainees
 (Canadian Citizens/Permanent Residents vs Visa Trainees)
 Faculty of Medicine Providing Post-M.D. Training
 By
 Rank**

Faculty of Medicine Providing Post-M.D. Training		Residents							Fellows	Total
		R-1	R-2	R-3	R-4	R-5	R-6	Sub-Total	Fellow	
University of Calgary	CC/PR	3	3	4	5			15	8	23
	Visa Trainees	1	1		1	1		4	9	13
	TOTAL	4	4	4	6	1		19	17	36
University of British Columbia	CC/PR	5	4	5	5	4	1	24	3	27
	Visa Trainees	1	1	1		1		4	3	7
	TOTAL	6	5	6	5	5	1	28	6	34
Grand Total	CC/PR	48	50	48	47	44	7	244	36	280
	Visa Trainees	5	6	5	2	5		23	43	66
	TOTAL	53	56	53	49	49	7	267	79	346

Table 2
NEUROLOGY
2012-13 Post-M.D. Trainees
(Regular Ministry Funded vs All Other Funding)
Faculty of Medicine Providing Post-M.D. Training
By Rank

Faculty of Medicine Providing Post-M.D. Training		Residents						Fellows	Total	
		R-1	R-2	R-3	R-4	R-5	R-6	Sub-Total	Fellow	
Memorial University	Regular Ministry Funded	1	2	1	1	3		8		8
	Non-Ministry Funded									
	TOTAL	1	2	1	1	3		8		8
Dalhousie University	Regular Ministry Funded	1	3		1	3		8		8
	Non-Ministry Funded	1	1					2		2
	TOTAL	2	4		1	3		10		10
Université Laval	Regular Ministry Funded	2	3	1	2	1		9		9
	Non-Ministry Funded									
	TOTAL	2	3	1	2	1		9		9
Université de Sherbrooke	Regular Ministry Funded	4	3	2	4	1		14		14
	Non-Ministry Funded									
	TOTAL	4	3	2	4	1		14		14
Université de Montréal	Regular Ministry Funded	3	4	6	5	6	3	27		27
	Non-Ministry Funded								1	1
	TOTAL	3	4	6	5	6	3	27	1	28
McGill University	Regular Ministry Funded	2	2	6	2	2	2	16		16
	Non-Ministry Funded	2	2	1	1	2		8	1	9
	TOTAL	4	4	7	3	4	2	24	1	25
University of Ottawa	Regular Ministry Funded	4	4	2	2	5		17		17
	Non-Ministry Funded						1	1	6	7
	TOTAL	4	4	2	2	5	1	18	6	24
Queen's University	Regular Ministry Funded	2	1	1	3	1		8		8
	Non-Ministry Funded									
	TOTAL	2	1	1	3	1		8		8
University of Toronto	Regular Ministry Funded	7	8	6	8	8		37		37
	Non-Ministry Funded					2		2	21	23
	TOTAL	7	8	6	8	10		39	21	60
McMaster University	Regular Ministry Funded	3	2	2		2		9		9
	Non-Ministry Funded								4	4
	TOTAL	3	2	2		2		9	4	13
University of Western Ontario	Regular Ministry Funded	4	5	4	4	2		19		19
	Non-Ministry Funded								14	14
	TOTAL	4	5	4	4	2		19	14	33
University of Manitoba	Regular Ministry Funded	2	2	2		1		7		7
	Non-Ministry Funded			2	1	1		4		4
	TOTAL	2	2	4	1	2		11		11
University of Saskatchewan	Regular Ministry Funded	2	2	4	1			9		9
	Non-Ministry Funded									
	TOTAL	2	2	4	1			9		9
University of Alberta	Regular Ministry Funded	3	2	2	3	3		13		13
	Non-Ministry Funded		1	1				2	9	11
	TOTAL	3	3	3	3	3		15	9	24
University of Calgary	Regular Ministry Funded	3	3	4	5			15		15
	Non-Ministry Funded	1	1		1	1		4	17	21
	TOTAL	4	4	4	6	1		19	17	36
University of British Columbia	Regular Ministry Funded	5	4	5	5	4	1	24		24
	Non-Ministry Funded	1	1	1		1		4	6	10
	TOTAL	6	5	6	5	5	1	28	6	34
Grand Total	Regular Ministry Funded	48	50	48	46	42	6	240		240
	Non-Ministry Funded	5	6	5	3	7	1	27	79	106
	TOTAL	53	56	53	49	49	7	267	79	346

**Table 1
NEUROLOGY (PEDIATRICS)
2012-13 Post-M.D. Trainees
(Canadian Citizens/Permanent Residents vs Visa Trainees)
Faculty of Medicine Providing Post-M.D. Training
By
Rank**

Faculty of Medicine Providing Post-M.D. Training		Residents						Fellows	Total
		R-1	R-2	R-3	R-4	R-5	Sub-Total	Fellow	
Université de Montréal	CC/PR	1	1	1	1	1	5		5
	Visa Trainees								
	TOTAL	1	1	1	1	1	5		5
McGill University	CC/PR	1	1	1	2	2	7		7
	Visa Trainees	1	1				2	1	3
	TOTAL	2	2	1	2	2	9	1	10
University of Ottawa	CC/PR	1	1	1		2	5		5
	Visa Trainees								
	TOTAL	1	1	1		2	5		5
University of Toronto	CC/PR	2	2		1	2	7	5	12
	Visa Trainees		1	1			2	9	11
	TOTAL	2	3	1	1	2	9	14	23
McMaster University	CC/PR	1	1	3	1	1	7		7
	Visa Trainees								
	TOTAL	1	1	3	1	1	7		7
University of Alberta	CC/PR	1	2	1	2	2	8		8
	Visa Trainees								
	TOTAL	1	2	1	2	2	8		8
University of Calgary	CC/PR	2		1	3		6	2	8
	Visa Trainees								
	TOTAL	2		1	3		6	2	8
University of British Columbia	CC/PR	2	2	2		2	8	1	9
	Visa Trainees	1					1	1	2
	TOTAL	3	2	2		2	9	2	11
Grand Total	CC/PR	11	10	10	10	12	53	8	61
	Visa Trainees	2	2	1			5	11	16
	TOTAL	13	12	11	10	12	58	19	77

Table 2
NEUROLOGY (PEDIATRICS)
2012-13 Post-M.D. Trainees
(Regular Ministry Funded vs All Other Funding)
Faculty of Medicine Providing Post-M.D. Training
By Rank

Faculty of Medicine Providing Post-M.D. Training		Residents						Fellows	Total
		R-1	R-2	R-3	R-4	R-5	Sub-Total	Fellow	
Université de Montréal	Regular Ministry Funded	1	1	1	1	1	5		5
	Non-Ministry Funded								
	TOTAL	1	1	1	1	1	5		5
McGill University	Regular Ministry Funded	1	1	1	2	1	6		6
	Non-Ministry Funded	1	1			1	3	1	4
	TOTAL	2	2	1	2	2	9	1	10
University of Ottawa	Regular Ministry Funded	1	1	1			5		5
	Non-Ministry Funded								
	TOTAL	1	1	1		2	5		5
University of Toronto	Regular Ministry Funded	2	2		1	2	7		7
	Non-Ministry Funded		1	1			2	14	16
	TOTAL	2	3	1	1	2	9	14	23
McMaster University	Regular Ministry Funded	1	1	3	1	1	7		7
	Non-Ministry Funded								
	TOTAL	1	1	3	1	1	7		7
University of Alberta	Regular Ministry Funded	1	2	1	2	1	7		7
	Non-Ministry Funded					1	1		1
	TOTAL	1	2	1	2	2	8		8
University of Calgary	Regular Ministry Funded	2		1	3		6		6
	Non-Ministry Funded							2	2
	TOTAL	2		1	3		6	2	8
University of British Columbia	Regular Ministry Funded	2	2	2		2	8		8
	Non-Ministry Funded	1					1	2	3
	TOTAL	3	2	2		2	9	2	11
Grand Total	Regular Ministry Funded	11	10	10	10	10	51		51
	Non-Ministry Funded	2	2	1		2	7	19	26
	TOTAL	13	12	11	10	12	58	19	77

Table 1
NUCLEAR MEDICINE
2012-13 Post-M.D. Trainees
(Canadian Citizens/Permanent Residents vs Visa Trainees)
Faculty of Medicine Providing Post-M.D. Training
By Rank

Faculty of Medicine Providing Post-M.D. Training		Residents								Fellows	Total
		R-1	R-2	R-3	R-4	R-5	R-6	R-7	Sub-Total	Fellow	
Dalhousie University	CC/PR	1		1	1	1			4		4
	Visa Trainees										
	TOTAL	1		1	1	1			4		4
Université de Sherbrooke	CC/PR	2		2	2				6		6
	Visa Trainees										
	TOTAL	2		2	2				6		6
Université de Montréal	CC/PR	2	1	1	3	2			9		9
	Visa Trainees										
	TOTAL	2	1	1	3	2			9		9
McGill University	CC/PR	1	1		1	1			4		4
	Visa Trainees	1		1					2		2
	TOTAL	2	1	1	1	1			6		6
University of Ottawa	CC/PR	1	2	1					4		4
	Visa Trainees										
	TOTAL	1	2	1					4		4
University of Toronto	CC/PR					1	2		3		3
	Visa Trainees										
	TOTAL					1	2		3		3
University of Western Ontario	CC/PR	1	1	2		1			5	2	7
	Visa Trainees	1							1	3	4
	TOTAL	2	1	2		1			6	5	11
University of Manitoba	CC/PR				1	1			2		2
	Visa Trainees										
	TOTAL				1	1			2		2
University of Alberta	CC/PR	2	1	1	1	1	3	1	10		10
	Visa Trainees										
	TOTAL	2	1	1	1	1	3	1	10		10
University of British Columbia	CC/PR				1			1	2	1	3
	Visa Trainees										
	TOTAL				1			1	2	1	3
Grand Total	CC/PR	10	6	8	10	8	5	2	49	3	52
	Visa Trainees	2		1					3	3	6
	TOTAL	12	6	9	10	8	5	2	52	6	58

Table 2
NUCLEAR MEDICINE
2012-13 Post-M.D. Trainees
(Regular Ministry Funded vs All Other Funding)
Faculty of Medicine Providing Post-M.D. Training
By Rank

Faculty of Medicine Providing Post-M.D. Training		Residents							Fellows	Total	
		R-1	R-2	R-3	R-4	R-5	R-6	R-7	Sub-Total	Fellow	
Dalhousie University	Regular Ministry Funded	1		1	1	1			4		4
	Non-Ministry Funded										
	TOTAL	1		1	1	1			4		4
Université de Sherbrooke	Regular Ministry Funded	2		2	2				6		6
	Non-Ministry Funded										
	TOTAL	2		2	2				6		6
Université de Montréal	Regular Ministry Funded	2	1	1	3	2			9		9
	Non-Ministry Funded										
	TOTAL	2	1	1	3	2			9		9
McGill University	Regular Ministry Funded	1	1		1	1			4		4
	Non-Ministry Funded	1		1					2		2
	TOTAL	2	1	1	1	1			6		6
University of Ottawa	Regular Ministry Funded	1	2	1					4		4
	Non-Ministry Funded										
	TOTAL	1	2	1					4		4
University of Toronto	Regular Ministry Funded					1	2		3		3
	Non-Ministry Funded										
	TOTAL					1	2		3		3
University of Western Ontario	Regular Ministry Funded	1	1	2		1			5		5
	Non-Ministry Funded	1							1	5	6
	TOTAL	2	1	2		1			6	5	11
University of Manitoba	Regular Ministry Funded				1	1			2		2
	Non-Ministry Funded										
	TOTAL				1	1			2		2
University of Alberta	Regular Ministry Funded	2	1	1	1	1	3	1	10		10
	Non-Ministry Funded										
	TOTAL	2	1	1	1	1	3	1	10		10
University of British Columbia	Regular Ministry Funded				1			1	2		2
	Non-Ministry Funded									1	1
	TOTAL				1			1	2	1	3
Grand Total	Regular Ministry Funded	10	6	8	10	8	5	2	49		49
	Non-Ministry Funded	2		1					3	6	9
	TOTAL	12	6	9	10	8	5	2	52	6	58

Table 1
PEDIATRICS
2012-13 Post-M.D. Trainees
(Canadian Citizens/Permanent Residents vs Visa Trainees)
Faculty of Medicine Providing Post-M.D. Training
By Rank

Faculty of Medicine Providing Post-M.D. Training		Residents						Fellows	Total	
		R-1	R-2	R-3	R-4	R-5	R-6	Sub-Total	Fellow	
Memorial University	CC/PR	6	7	7	4			24		24
	Visa Trainees									
	TOTAL	6	7	7	4			24		24
Dalhousie University	CC/PR	6	5	5	5			21		21
	Visa Trainees	1	2	3	1			7		7
	TOTAL	7	7	8	6			28		28
Université Laval	CC/PR	11	11	9	3	4		38		38
	Visa Trainees								1	1
	TOTAL	11	11	9	3	4		38	1	39
Université de Sherbrooke	CC/PR	8	8	8	4			28		28
	Visa Trainees									
	TOTAL	8	8	8	4			28		28
Université de Montréal	CC/PR	11	14	11	7	2		45		45
	Visa Trainees									
	TOTAL	11	14	11	7	2		45		45
McGill University	CC/PR	10	10	10	2	1		33		33
	Visa Trainees	4	2	2	1			9		9
	TOTAL	14	12	12	3	1		42		42
University of Ottawa	CC/PR	11	10	13	6			40		40
	Visa Trainees								1	1
	TOTAL	11	10	13	6			40	1	41
Queen's University	CC/PR	5	6	3	5			19		19
	Visa Trainees								1	1
	TOTAL	5	6	3	5			19	1	20
University of Toronto	CC/PR	20	22	20	6			68	12	80
	Visa Trainees		1	1	1			3	8	11
	TOTAL	20	23	21	7			71	20	91
McMaster University	CC/PR	14	10	10	8			42	1	43
	Visa Trainees			2	1			3	4	7
	TOTAL	14	10	12	9			45	5	50
University of Western Ontario	CC/PR	11	11	9	7			38		38
	Visa Trainees									
	TOTAL	11	11	9	7			38		38
Northern Ontario School of Medicine	CC/PR	3	3					6		6
	Visa Trainees									
	TOTAL	3	3					6		6
University of Manitoba	CC/PR	9	10	10	6			35		35
	Visa Trainees		1					1		1
	TOTAL	9	11	10	6			36		36
University of Saskatchewan	CC/PR	6	6	5	5			22		22
	Visa Trainees									
	TOTAL	6	6	5	5			22		22

(continued)

**Table 1
 PEDIATRICS
 2012-13 Post-M.D. Trainees
 (Canadian Citizens/Permanent Residents vs Visa Trainees)
 Faculty of Medicine Providing Post-M.D. Training
 By
 Rank**

Faculty of Medicine Providing Post-M.D. Training		Residents						Fellows	Total	
		R-1	R-2	R-3	R-4	R-5	R-6	Sub-Total	Fellow	
University of Alberta	CC/PR	8	10	8	7			33		33
	Visa Trainees									
	TOTAL	8	10	8	7			33		33
University of Calgary	CC/PR	12	11	10	14	1		48		48
	Visa Trainees	1			1			2		2
	TOTAL	13	11	10	15	1		50		50
University of British Columbia	CC/PR	15	15	12	13		1	56		56
	Visa Trainees	1						1	1	2
	TOTAL	16	15	12	13		1	57	1	58
Grand Total	CC/PR	166	169	150	102	8	1	596	13	609
	Visa Trainees	7	6	8	5			26	16	42
	TOTAL	173	175	158	107	8	1	622	29	651

Table 2
PEDIATRICS
2012-13 Post-M.D. Trainees
(Regular Ministry Funded vs All Other Funding)
Faculty of Medicine Providing Post-M.D. Training
By Rank

Faculty of Medicine Providing Post-M.D. Training		Residents							Fellows	Total
		R-1	R-2	R-3	R-4	R-5	R-6	Sub-Total	Fellow	
Memorial University	Regular Ministry Funded	6	7	7	4			24		24
	Non-Ministry Funded									
	TOTAL	6	7	7	4			24		24
Dalhousie University	Regular Ministry Funded	6	5	5	4			20		20
	Non-Ministry Funded	1	2	3	2			8		8
	TOTAL	7	7	8	6			28		28
Université Laval	Regular Ministry Funded	11	11	9	3	4		38		38
	Non-Ministry Funded								1	1
	TOTAL	11	11	9	3	4		38	1	39
Université de Sherbrooke	Regular Ministry Funded	8	8	8	4			28		28
	Non-Ministry Funded									
	TOTAL	8	8	8	4			28		28
Université de Montréal	Regular Ministry Funded	11	14	11	7	2		45		45
	Non-Ministry Funded									
	TOTAL	11	14	11	7	2		45		45
McGill University	Regular Ministry Funded	10	10	10	2	1		33		33
	Non-Ministry Funded	4	2	2	1			9		9
	TOTAL	14	12	12	3	1		42		42
University of Ottawa	Regular Ministry Funded	11	10	13	6			40		40
	Non-Ministry Funded								1	1
	TOTAL	11	10	13	6			40	1	41
Queen's University	Regular Ministry Funded	5	6	3	5			19		19
	Non-Ministry Funded								1	1
	TOTAL	5	6	3	5			19	1	20
University of Toronto	Regular Ministry Funded	20	22	20	5			67		67
	Non-Ministry Funded		1	1	2			4	20	24
	TOTAL	20	23	21	7			71	20	91
McMaster University	Regular Ministry Funded	14	10	10	8			42		42
	Non-Ministry Funded			2	1			3	5	8
	TOTAL	14	10	12	9			45	5	50
University of Western Ontario	Regular Ministry Funded	11	11	9	7			38		38
	Non-Ministry Funded									
	TOTAL	11	11	9	7			38		38
Northern Ontario School of Medicine	Regular Ministry Funded	3	3					6		6
	Non-Ministry Funded									
	TOTAL	3	3					6		6
University of Manitoba	Regular Ministry Funded	9	9	9	6			33		33
	Non-Ministry Funded		2	1				3		3
	TOTAL	9	11	10	6			36		36
University of Saskatchewan	Regular Ministry Funded	5	5	5	5			20		20
	Non-Ministry Funded	1	1					2		2
	TOTAL	6	6	5	5			22		22
University of Alberta	Regular Ministry Funded	8	10	8	7			33		33
	Non-Ministry Funded									
	TOTAL	8	10	8	7			33		33
University of Calgary	Regular Ministry Funded	12	11	10	15	1		49		49
	Non-Ministry Funded	1						1		1
	TOTAL	13	11	10	15	1		50		50

(continued)

**Table 2
 PEDIATRICS
 2012-13 Post-M.D. Trainees
 (Regular Ministry Funded vs All Other Funding)
 Faculty of Medicine Providing Post-M.D. Training
 By
 Rank**

Faculty of Medicine Providing Post-M.D. Training		Residents							Fellows	Total	
		R-1	R-2	R-3	R-4	R-5	R-6	Sub-Total	Fellow		
University of British Columbia	Regular Ministry Funded	15	15	12	12			1	55		55
	Non-Ministry Funded	1			1				2	1	3
	TOTAL	16	15	12	13			1	57	1	58
Grand Total	Regular Ministry Funded	165	167	149	100	8		1	590		590
	Non-Ministry Funded	8	8	9	7				32	29	61
	TOTAL	173	175	158	107	8		1	622	29	651

Table 1
PHYSICAL MEDICINE AND REHABILITATION
2012-13 Post-M.D. Trainees
(Canadian Citizens/Permanent Residents vs Visa Trainees)
Faculty of Medicine Providing Post-M.D. Training
By Rank

Faculty of Medicine Providing Post-M.D. Training		Residents						Fellows	Total	
		R-1	R-2	R-3	R-4	R-5	R-6	Sub-Total	Fellow	
Dalhousie University	CC/PR	1		2	1	1		5		5
	Visa Trainees									
	TOTAL	1		2	1	1		5		5
Université Laval	CC/PR	2	2	2	2	2		10		10
	Visa Trainees									
	TOTAL	2	2	2	2	2		10		10
Université de Montréal	CC/PR	2	2	2	2	2	1	11		11
	Visa Trainees									
	TOTAL	2	2	2	2	2	1	11		11
University of Ottawa	CC/PR	2	3	2	3	1		11		11
	Visa Trainees									
	TOTAL	2	3	2	3	1		11		11
Queen's University	CC/PR	1		1				2		2
	Visa Trainees									
	TOTAL	1		1				2		2
University of Toronto	CC/PR	4	5	4	4	4		21	1	22
	Visa Trainees								1	1
	TOTAL	4	5	4	4	4		21	2	23
McMaster University	CC/PR	5	2	3	2	4		16		16
	Visa Trainees									
	TOTAL	5	2	3	2	4		16		16
University of Western Ontario	CC/PR	1	1	1	2	1		6		6
	Visa Trainees								1	1
	TOTAL	1	1	1	2	1		6	1	7
University of Manitoba	CC/PR	2	2	1				5		5
	Visa Trainees		1	2				3		3
	TOTAL	2	3	3				8		8
University of Saskatchewan	CC/PR	2	1	2	2	2		9		9
	Visa Trainees									
	TOTAL	2	1	2	2	2		9		9
University of Alberta	CC/PR	3	2	2	3			10	1	11
	Visa Trainees									
	TOTAL	3	2	2	3			10	1	11
University of Calgary	CC/PR	2	2	2	2	3		11		11
	Visa Trainees									
	TOTAL	2	2	2	2	3		11		11
University of British Columbia	CC/PR	2	2	2	3	3		12		12
	Visa Trainees									
	TOTAL	2	2	2	3	3		12		12
Grand Total	CC/PR	29	24	26	26	23	1	129	2	131
	Visa Trainees		1	2				3	2	5
	TOTAL	29	25	28	26	23	1	132	4	136

Table 2
PHYSICAL MEDICINE AND REHABILITATION
2012-13 Post-M.D. Trainees
(Regular Ministry Funded vs All Other Funding)
Faculty of Medicine Providing Post-M.D. Training
By Rank

Faculty of Medicine Providing Post-M.D. Training		Residents						Fellows	Total	
		R-1	R-2	R-3	R-4	R-5	R-6	Sub-Total	Fellow	
Dalhousie University	Regular Ministry Funded	1		2	1	1		5		5
	Non-Ministry Funded									
	TOTAL	1		2	1	1		5		5
Université Laval	Regular Ministry Funded	2	2	2	2	2		10		10
	Non-Ministry Funded									
	TOTAL	2	2	2	2	2		10		10
Université de Montréal	Regular Ministry Funded	2	2	2	2	2	1	11		11
	Non-Ministry Funded									
	TOTAL	2	2	2	2	2	1	11		11
University of Ottawa	Regular Ministry Funded	2	3	2	3	1		11		11
	Non-Ministry Funded									
	TOTAL	2	3	2	3	1		11		11
Queen's University	Regular Ministry Funded	1		1				2		2
	Non-Ministry Funded									
	TOTAL	1		1				2		2
University of Toronto	Regular Ministry Funded	4	5	4	4	4		21		21
	Non-Ministry Funded								2	2
	TOTAL	4	5	4	4	4		21	2	23
McMaster University	Regular Ministry Funded	5	2	3	2	4		16		16
	Non-Ministry Funded									
	TOTAL	5	2	3	2	4		16		16
University of Western Ontario	Regular Ministry Funded	1	1	1	2	1		6		6
	Non-Ministry Funded								1	1
	TOTAL	1	1	1	2	1		6	1	7
University of Manitoba	Regular Ministry Funded	2	2	1				5		5
	Non-Ministry Funded		1	2				3		3
	TOTAL	2	3	3				8		8
University of Saskatchewan	Regular Ministry Funded	2	1	2	2	2		9		9
	Non-Ministry Funded									
	TOTAL	2	1	2	2	2		9		9
University of Alberta	Regular Ministry Funded	3	2	2	3			10		10
	Non-Ministry Funded								1	1
	TOTAL	3	2	2	3			10	1	11
University of Calgary	Regular Ministry Funded	2	2	2	2	3		11		11
	Non-Ministry Funded									
	TOTAL	2	2	2	2	3		11		11
University of British Columbia	Regular Ministry Funded	2	2	2	2	3		11		11
	Non-Ministry Funded				1			1		1
	TOTAL	2	2	2	3	3		12		12
Grand Total	Regular Ministry Funded	29	24	26	25	23	1	128		128
	Non-Ministry Funded		1	2	1			4	4	8
	TOTAL	29	25	28	26	23	1	132	4	136

**Table 1
PSYCHIATRY
2012-13 Post-M.D. Trainees
(Canadian Citizens/Permanent Residents vs Visa Trainees)
Faculty of Medicine Providing Post-M.D. Training
By
Rank**

Faculty of Medicine Providing Post-M.D. Training		Residents						Fellows	Total	
		R-1	R-2	R-3	R-4	R-5	R-6	Sub-Total	Fellow	
Memorial University	CC/PR	6	6	6	3	2		23		23
	Visa Trainees		1					1		1
	TOTAL	6	7	6	3	2		24		24
Dalhousie University	CC/PR	8	9	5	8	9		39	1	40
	Visa Trainees								1	1
	TOTAL	8	9	5	8	9		39	2	41
Université Laval	CC/PR	13	12	8	10	8		51		51
	Visa Trainees									
	TOTAL	13	12	8	10	8		51		51
Université de Sherbrooke	CC/PR	11	7	8	9	9		44		44
	Visa Trainees									
	TOTAL	11	7	8	9	9		44		44
Université de Montréal	CC/PR	14	10	15	9	15	3	66		66
	Visa Trainees									
	TOTAL	14	10	15	9	15	3	66		66
McGill University	CC/PR	11	6	10	10	14	1	52		52
	Visa Trainees	2	1			1		4	1	5
	TOTAL	13	7	10	10	15	1	56	1	57
University of Ottawa	CC/PR	12	8	9	7	8		44	1	45
	Visa Trainees		1					1		1
	TOTAL	12	9	9	7	8		45	1	46
Queen's University	CC/PR	6	5	5	6	6		28		28
	Visa Trainees								1	1
	TOTAL	6	5	5	6	6		28	1	29
University of Toronto	CC/PR	32	29	34	35	28		158	13	171
	Visa Trainees	1	3	2	2	2		10	23	33
	TOTAL	33	32	36	37	30		168	36	204
McMaster University	CC/PR	9	8	4	7	5	1	34	2	36
	Visa Trainees								3	3
	TOTAL	9	8	4	7	5	1	34	5	39
University of Western Ontario	CC/PR	7	5	7	8	4		31		31
	Visa Trainees									
	TOTAL	7	5	7	8	4		31		31
Northern Ontario School of Medicine	CC/PR	3						3		3
	Visa Trainees									
	TOTAL	3						3		3
University of Manitoba	CC/PR	8	7	9	4	9		37		37
	Visa Trainees									
	TOTAL	8	7	9	4	9		37		37
University of Saskatchewan	CC/PR	5	5	6	6	5		27		27
	Visa Trainees									
	TOTAL	5	5	6	6	5		27		27

(continued)

**Table 1
 PSYCHIATRY
 2012-13 Post-M.D. Trainees
 (Canadian Citizens/Permanent Residents vs Visa Trainees)
 Faculty of Medicine Providing Post-M.D. Training
 By
 Rank**

Faculty of Medicine Providing Post-M.D. Training		Residents							Fellows	Total
		R-1	R-2	R-3	R-4	R-5	R-6	Sub-Total	Fellow	
University of Alberta	CC/PR	8	7	11	9	9		44	1	45
	Visa Trainees								1	1
	TOTAL	8	7	11	9	9		44	2	46
University of Calgary	CC/PR	8	9	5	7	8		37		37
	Visa Trainees									
	TOTAL	8	9	5	7	8		37		37
University of British Columbia	CC/PR	21	24	21	26	15	1	108	2	110
	Visa Trainees								1	1
	TOTAL	21	24	21	26	15	1	108	3	111
Grand Total	CC/PR	182	157	163	164	154	6	826	20	846
	Visa Trainees	3	6	2	2	3		16	31	47
	TOTAL	185	163	165	166	157	6	842	51	893

Table 2
PSYCHIATRY
2012-13 Post-M.D. Trainees
(Regular Ministry Funded vs All Other Funding)
Faculty of Medicine Providing Post-M.D. Training
By Rank

Faculty of Medicine Providing Post-M.D. Training		Residents						Fellows	Total	
		R-1	R-2	R-3	R-4	R-5	R-6	Sub-Total	Fellow	
Memorial University	Regular Ministry Funded	6	7	6	3	2		24		24
	Non-Ministry Funded									
	TOTAL	6	7	6	3	2		24		24
Dalhousie University	Regular Ministry Funded	8	9	5	8	9		39		39
	Non-Ministry Funded								2	2
	TOTAL	8	9	5	8	9		39	2	41
Université Laval	Regular Ministry Funded	13	12	8	10	8		51		51
	Non-Ministry Funded									
	TOTAL	13	12	8	10	8		51		51
Université de Sherbrooke	Regular Ministry Funded	11	7	8	9	9		44		44
	Non-Ministry Funded									
	TOTAL	11	7	8	9	9		44		44
Université de Montréal	Regular Ministry Funded	14	10	15	9	15	3	66		66
	Non-Ministry Funded									
	TOTAL	14	10	15	9	15	3	66		66
McGill University	Regular Ministry Funded	11	6	10	10	14	1	52		52
	Non-Ministry Funded	2	1			1		4	1	5
	TOTAL	13	7	10	10	15	1	56	1	57
University of Ottawa	Regular Ministry Funded	12	8	9	7	8		44		44
	Non-Ministry Funded		1					1	1	2
	TOTAL	12	9	9	7	8		45	1	46
Queen's University	Regular Ministry Funded	6	5	5	5	6		27		27
	Non-Ministry Funded				1			1	1	2
	TOTAL	6	5	5	6	6		28	1	29
University of Toronto	Regular Ministry Funded	32	29	34	35	27		157		157
	Non-Ministry Funded	1	3	2	2	3		11	36	47
	TOTAL	33	32	36	37	30		168	36	204
McMaster University	Regular Ministry Funded	9	8	4	7	5	1	34		34
	Non-Ministry Funded								5	5
	TOTAL	9	8	4	7	5	1	34	5	39
University of Western Ontario	Regular Ministry Funded	7	5	7	8	4		31		31
	Non-Ministry Funded									
	TOTAL	7	5	7	8	4		31		31
Northern Ontario School of Medicine	Regular Ministry Funded	3						3		3
	Non-Ministry Funded									
	TOTAL	3						3		3
University of Manitoba	Regular Ministry Funded	8	7	9	4	9		37		37
	Non-Ministry Funded									
	TOTAL	8	7	9	4	9		37		37
University of Saskatchewan	Regular Ministry Funded	5	5	6	6	5		27		27
	Non-Ministry Funded									
	TOTAL	5	5	6	6	5		27		27
University of Alberta	Regular Ministry Funded	8	7	11	9	9		44		44
	Non-Ministry Funded								2	2
	TOTAL	8	7	11	9	9		44	2	46
University of Calgary	Regular Ministry Funded	8	9	5	7	8		37		37
	Non-Ministry Funded									
	TOTAL	8	9	5	7	8		37		37

(continued)

Table 2
PSYCHIATRY
2012-13 Post-M.D. Trainees
(Regular Ministry Funded vs All Other Funding)
Faculty of Medicine Providing Post-M.D. Training
By
Rank

Faculty of Medicine Providing Post-M.D. Training		Residents							Fellows	Total
		R-1	R-2	R-3	R-4	R-5	R-6	Sub-Total	Fellow	
University of British Columbia	Regular Ministry Funded	21	24	21	26	15	1	108		108
	Non-Ministry Funded								3	3
	TOTAL	21	24	21	26	15	1	108	3	111
Grand Total	Regular Ministry Funded	182	158	163	163	153	6	825		825
	Non-Ministry Funded	3	5	2	3	4		17	51	68
	TOTAL	185	163	165	166	157	6	842	51	893

Table 1
RADIATION ONCOLOGY
2012-13 Post-M.D. Trainees
(Canadian Citizens/Permanent Residents vs Visa Trainees)
Faculty of Medicine Providing Post-M.D. Training
By Rank

Faculty of Medicine Providing Post-M.D. Training		Residents						Fellows	Total	
		R-1	R-2	R-3	R-4	R-5	R-6	Sub-Total	Fellow	
Dalhousie University	CC/PR	1	1	1		1		4		4
	Visa Trainees									
	TOTAL	1	1	1		1		4		4
Université Laval	CC/PR		1	2	2	2		7		7
	Visa Trainees									
	TOTAL		1	2	2	2		7		7
Université de Montréal	CC/PR	1	1	2	2	1		7	1	8
	Visa Trainees									
	TOTAL	1	1	2	2	1		7	1	8
McGill University	CC/PR	2	1	3	2	3		11		11
	Visa Trainees	4	1			1	1	7		7
	TOTAL	6	2	3	2	4	1	18		18
University of Ottawa	CC/PR	2	1	1	1	3		8	2	10
	Visa Trainees	1	2	2		1		6	1	7
	TOTAL	3	3	3	1	4		14	3	17
Queen's University	CC/PR	1	2	3		3		9	1	10
	Visa Trainees									
	TOTAL	1	2	3		3		9	1	10
University of Toronto	CC/PR	5	5	6	3	4		23	7	30
	Visa Trainees	2			1			3	13	16
	TOTAL	7	5	6	4	4		26	20	46
McMaster University	CC/PR	2	3	2	2	3		12	1	13
	Visa Trainees				1			1		1
	TOTAL	2	3	2	3	3		13	1	14
University of Western Ontario	CC/PR	2	2	2	2	3		11	2	13
	Visa Trainees									
	TOTAL	2	2	2	2	3		11	2	13
University of Manitoba	CC/PR	1	1	1	1	2		6		6
	Visa Trainees		1					1		1
	TOTAL	1	2	1	1	2		7		7
University of Alberta	CC/PR	1	1	2	1	1		6	1	7
	Visa Trainees			1		1		2		2
	TOTAL	1	1	3	1	2		8	1	9
University of Calgary	CC/PR	1	1	2	3	1		8	2	10
	Visa Trainees		1					1	1	2
	TOTAL	1	2	2	3	1		9	3	12
University of British Columbia	CC/PR	2	2	3	2	2		11	6	17
	Visa Trainees								3	3
	TOTAL	2	2	3	2	2		11	9	20
Grand Total	CC/PR	21	22	30	21	29		123	23	146
	Visa Trainees	7	5	3	2	3	1	21	18	39
	TOTAL	28	27	33	23	32	1	144	41	185

Table 2
RADIATION ONCOLOGY
2012-13 Post-M.D. Trainees
(Regular Ministry Funded vs All Other Funding)
Faculty of Medicine Providing Post-M.D. Training
By Rank

Faculty of Medicine Providing Post-M.D. Training		Residents						Fellows	Total	
		R-1	R-2	R-3	R-4	R-5	R-6	Sub-Total	Fellow	
Dalhousie University	Regular Ministry Funded	1	1	1		1		4		4
	Non-Ministry Funded									
	TOTAL	1	1	1		1		4		4
Université Laval	Regular Ministry Funded		1	2	2	2		7		7
	Non-Ministry Funded									
	TOTAL		1	2	2	2		7		7
Université de Montréal	Regular Ministry Funded	1	1	2	2	1		7		7
	Non-Ministry Funded								1	1
	TOTAL	1	1	2	2	1		7	1	8
McGill University	Regular Ministry Funded	1	1	3	2	3		10		10
	Non-Ministry Funded	5	1			1	1	8		8
	TOTAL	6	2	3	2	4	1	18		18
University of Ottawa	Regular Ministry Funded	2	1	1	1	3		8		8
	Non-Ministry Funded	1	2	2		1		6	3	9
	TOTAL	3	3	3	1	4		14	3	17
Queen's University	Regular Ministry Funded	1	2	3		3		9		9
	Non-Ministry Funded								1	1
	TOTAL	1	2	3		3		9	1	10
University of Toronto	Regular Ministry Funded	5	5	6	3	4		23		23
	Non-Ministry Funded	2			1			3	20	23
	TOTAL	7	5	6	4	4		26	20	46
McMaster University	Regular Ministry Funded	2	3	2	2	3		12		12
	Non-Ministry Funded				1			1	1	2
	TOTAL	2	3	2	3	3		13	1	14
University of Western Ontario	Regular Ministry Funded	2	2	2	2	3		11		11
	Non-Ministry Funded								2	2
	TOTAL	2	2	2	2	3		11	2	13
University of Manitoba	Regular Ministry Funded	1	1	1	1	2		6		6
	Non-Ministry Funded		1					1		1
	TOTAL	1	2	1	1	2		7		7
University of Alberta	Regular Ministry Funded	1	1	2	1	1		6		6
	Non-Ministry Funded			1		1		2	1	3
	TOTAL	1	1	3	1	2		8	1	9
University of Calgary	Regular Ministry Funded	1	1	2	3	1		8		8
	Non-Ministry Funded		1					1	3	4
	TOTAL	1	2	2	3	1		9	3	12
University of British Columbia	Regular Ministry Funded	2	2	3	2	2		11		11
	Non-Ministry Funded								9	9
	TOTAL	2	2	3	2	2		11	9	20
Grand Total	Regular Ministry Funded	20	22	30	21	29		122		122
	Non-Ministry Funded	8	5	3	2	3	1	22	41	63
	TOTAL	28	27	33	23	32	1	144	41	185

**Table 1
 LAB MEDICINE (UNDIFFERENTIATED)
 2012-13 Post-M.D. Trainees
 (Canadian Citizens/Permanent Residents vs Visa Trainees)
 Faculty of Medicine Providing Post-M.D. Training
 By
 Rank**

Faculty of Medicine Providing Post-M.D. Training		Residents	Total
		R-1	
Queen's University	CC/PR	3	3
	Visa Trainees		
	TOTAL	3	3
Grand Total	CC/PR	3	3
	Visa Trainees		
	TOTAL	3	3

Table 2
LAB MEDICINE (UNDIFFERENTIATED)
2012-13 Post-M.D. Trainees
(Regular Ministry Funded vs All Other Funding)
Faculty of Medicine Providing Post-M.D. Training
By
Rank

Faculty of Medicine Providing Post-M.D. Training		Residents	Total
		R-1	
Queen's University	Regular Ministry Funded	3	3
	Non-Ministry Funded		
	TOTAL	3	3
Grand Total	Regular Ministry Funded	3	3
	Non-Ministry Funded		
	TOTAL	3	3

Table 1
ANATOMICAL PATHOLOGY
2012-13 Post-M.D. Trainees
(Canadian Citizens/Permanent Residents vs Visa Trainees)
Faculty of Medicine Providing Post-M.D. Training
By Rank

Faculty of Medicine Providing Post-M.D. Training		Residents						Fellows	Total	
		R-1	R-2	R-3	R-4	R-5	R-6	Sub-Total	Fellow	
Memorial University	CC/PR	4	2	1		4		11		11
	Visa Trainees									
	TOTAL	4	2	1		4		11		11
Dalhousie University	CC/PR	1	2	1	3	2		9		9
	Visa Trainees									
	TOTAL	1	2	1	3	2		9		9
Université Laval	CC/PR	4	3	5	4			16		16
	Visa Trainees					1		1		1
	TOTAL	4	3	5	4	1		17		17
Université de Sherbrooke	CC/PR	2	2	1	2	3		10		10
	Visa Trainees									
	TOTAL	2	2	1	2	3		10		10
Université de Montréal	CC/PR	4	1	4	2			11		11
	Visa Trainees									
	TOTAL	4	1	4	2			11		11
McGill University	CC/PR	5	5	3	5	2	1	21		21
	Visa Trainees	1						1		1
	TOTAL	6	5	3	5	2	1	22		22
University of Ottawa	CC/PR	3	2	6	2	2		15		15
	Visa Trainees									
	TOTAL	3	2	6	2	2		15		15
Queen's University	CC/PR		2	2	2	2		8		8
	Visa Trainees									
	TOTAL		2	2	2	2		8		8
University of Toronto	CC/PR	6	5	5	12	9		37	11	48
	Visa Trainees			1				1	14	15
	TOTAL	6	5	6	12	9		38	25	63
McMaster University	CC/PR	4	3	2	2	1		12	1	13
	Visa Trainees									
	TOTAL	4	3	2	2	1		12	1	13
University of Western Ontario	CC/PR	2	2	1	2	4		11		11
	Visa Trainees									
	TOTAL	2	2	1	2	4		11		11
University of Manitoba	CC/PR	3	3	1	5	2		14		14
	Visa Trainees									
	TOTAL	3	3	1	5	2		14		14
University of Alberta	CC/PR	2	4	4	3	1		14	2	16
	Visa Trainees								2	2
	TOTAL	2	4	4	3	1		14	4	18
University of Calgary	CC/PR	3	1	3	3	3		13	3	16
	Visa Trainees								3	3
	TOTAL	3	1	3	3	3		13	6	19

(continued)

Table 1
ANATOMICAL PATHOLOGY
2012-13 Post-M.D. Trainees
(Canadian Citizens/Permanent Residents vs Visa Trainees)
Faculty of Medicine Providing Post-M.D. Training
By
Rank

Faculty of Medicine Providing Post-M.D. Training		Residents							Fellows	Total
		R-1	R-2	R-3	R-4	R-5	R-6	Sub-Total	Fellow	
University of British Columbia	CC/PR	3	4	4	4	3		18		18
	Visa Trainees				2			2	1	3
	TOTAL	3	4	4	6	3		20	1	21
Grand Total	CC/PR	46	41	43	51	38	1	220	17	237
	Visa Trainees	1		1	2	1		5	20	25
	TOTAL	47	41	44	53	39	1	225	37	262

Table 2
ANATOMICAL PATHOLOGY
2012-13 Post-M.D. Trainees
(Regular Ministry Funded vs All Other Funding)
Faculty of Medicine Providing Post-M.D. Training
By Rank

Faculty of Medicine Providing Post-M.D. Training		Residents						Fellows	Total	
		R-1	R-2	R-3	R-4	R-5	R-6	Sub-Total	Fellow	
Memorial University	Regular Ministry Funded	4	2	1		4		11		11
	Non-Ministry Funded									
	TOTAL	4	2	1		4		11		11
Dalhousie University	Regular Ministry Funded	1	2	1	2	2		8		8
	Non-Ministry Funded				1			1		1
	TOTAL	1	2	1	3	2		9		9
Université Laval	Regular Ministry Funded	4	3	5	4	1		17		17
	Non-Ministry Funded									
	TOTAL	4	3	5	4	1		17		17
Université de Sherbrooke	Regular Ministry Funded	2	2	1	2	3		10		10
	Non-Ministry Funded									
	TOTAL	2	2	1	2	3		10		10
Université de Montréal	Regular Ministry Funded	4	1	4	2			11		11
	Non-Ministry Funded									
	TOTAL	4	1	4	2			11		11
McGill University	Regular Ministry Funded	5	5	3	4	2	1	20		20
	Non-Ministry Funded	1			1			2		2
	TOTAL	6	5	3	5	2	1	22		22
University of Ottawa	Regular Ministry Funded	3	2	6	2	2		15		15
	Non-Ministry Funded									
	TOTAL	3	2	6	2	2		15		15
Queen's University	Regular Ministry Funded		2	2	2	2		8		8
	Non-Ministry Funded									
	TOTAL		2	2	2	2		8		8
University of Toronto	Regular Ministry Funded	6	5	5	12	9		37		37
	Non-Ministry Funded			1				1	25	26
	TOTAL	6	5	6	12	9		38	25	63
McMaster University	Regular Ministry Funded	4	3	2	2	1		12		12
	Non-Ministry Funded								1	1
	TOTAL	4	3	2	2	1		12	1	13
University of Western Ontario	Regular Ministry Funded	2	2	1	2	4		11		11
	Non-Ministry Funded									
	TOTAL	2	2	1	2	4		11		11
University of Manitoba	Regular Ministry Funded	3	3	1	5	2		14		14
	Non-Ministry Funded									
	TOTAL	3	3	1	5	2		14		14
University of Alberta	Regular Ministry Funded	2	4	4	3	1		14		14
	Non-Ministry Funded								4	4
	TOTAL	2	4	4	3	1		14	4	18
University of Calgary	Regular Ministry Funded	3	1	3	3	3		13		13
	Non-Ministry Funded								6	6
	TOTAL	3	1	3	3	3		13	6	19
University of British Columbia	Regular Ministry Funded	3	4	4	4	3		18		18
	Non-Ministry Funded				2			2	1	3
	TOTAL	3	4	4	6	3		20	1	21
Grand Total	Regular Ministry Funded	46	41	43	49	39	1	219		219
	Non-Ministry Funded	1		1	4			6	37	43
	TOTAL	47	41	44	53	39	1	225	37	262

**Table 1
 FORENSIC PATHOLOGY
 2012-13 Post-M.D. Trainees
 (Canadian Citizens/Permanent Residents vs Visa Trainees)
 Faculty of Medicine Providing Post-M.D. Training
 By
 Rank**

Faculty of Medicine Providing Post-M. D. Training		Residents	Fellows	Total
		R-6	Fellow	
University of Toronto	CC/PR	2		2
	Visa Trainees		1	1
	TOTAL	2	1	3
McMaster University	CC/PR			
	Visa Trainees		1	1
	TOTAL		1	1
Grand Total	CC/PR	2		2
	Visa Trainees		2	2
	TOTAL	2	2	4

Table 2
FORENSIC PATHOLOGY
2012-13 Post-M.D. Trainees
(Regular Ministry Funded vs All Other Funding)
Faculty of Medicine Providing Post-M.D. Training
By
Rank

Faculty of Medicine Providing Post-M.D. Training		Residents	Fellows	Total
		R-6	Fellow	
University of Toronto	Regular Ministry Funded	2		2
	Non-Ministry Funded		1	1
	TOTAL	2	1	3
McMaster University	Regular Ministry Funded			
	Non-Ministry Funded		1	1
	TOTAL		1	1
Grand Total	Regular Ministry Funded	2		2
	Non-Ministry Funded		2	2
	TOTAL	2	2	4

Table 1
GENERAL PATHOLOGY
2012-13 Post-M.D. Trainees
(Canadian Citizens/Permanent Residents vs Visa Trainees)
Faculty of Medicine Providing Post-M.D. Training
By Rank

Faculty of Medicine Providing Post-M.D. Training		Residents						Fellows	Total
		R-1	R-2	R-3	R-4	R-5	Sub-Total	Fellow	
Dalhousie University	CC/PR	1	2	1	2	1	7		7
	Visa Trainees								
	TOTAL	1	2	1	2	1	7		7
University of Ottawa	CC/PR		1				1		1
	Visa Trainees								
	TOTAL		1				1		1
University of Toronto	CC/PR				1	1	2		2
	Visa Trainees								
	TOTAL				1	1	2		2
McMaster University	CC/PR	2	2	1			7	2	9
	Visa Trainees								
	TOTAL	2	2	1			7	2	9
University of Western Ontario	CC/PR							1	1
	Visa Trainees								
	TOTAL							1	1
University of Saskatchewan	CC/PR	3	3		1	1	8		8
	Visa Trainees								
	TOTAL	3	3		1	1	8		8
University of Alberta	CC/PR			1			1		1
	Visa Trainees								
	TOTAL			1			1		1
University of Calgary	CC/PR	1					1		1
	Visa Trainees								
	TOTAL	1					1		1
University of British Columbia	CC/PR	1		2	1	1	5		5
	Visa Trainees								
	TOTAL	1		2	1	1	5		5
Grand Total	CC/PR	8	8	5	5	6	32	3	35
	Visa Trainees								
	TOTAL	8	8	5	5	6	32	3	35

Table 2
GENERAL PATHOLOGY
2012-13 Post-M.D. Trainees
(Regular Ministry Funded vs All Other Funding)
Faculty of Medicine Providing Post-M.D. Training
By Rank

Faculty of Medicine Providing Post-M.D. Training		Residents						Fellows	Total
		R-1	R-2	R-3	R-4	R-5	Sub-Total	Fellow	
Dalhousie University	Regular Ministry Funded	1	2	1	2	1	7		7
	Non-Ministry Funded								
	TOTAL	1	2	1	2	1	7		7
University of Ottawa	Regular Ministry Funded		1				1		1
	Non-Ministry Funded								
	TOTAL		1				1		1
University of Toronto	Regular Ministry Funded				1	1	2		2
	Non-Ministry Funded								
	TOTAL				1	1	2		2
McMaster University	Regular Ministry Funded	2	2	1		2	7		7
	Non-Ministry Funded							2	2
	TOTAL	2	2	1		2	7	2	9
University of Western Ontario	Regular Ministry Funded								
	Non-Ministry Funded							1	1
	TOTAL							1	1
University of Saskatchewan	Regular Ministry Funded	3	3		1	1	8		8
	Non-Ministry Funded								
	TOTAL	3	3		1	1	8		8
University of Alberta	Regular Ministry Funded			1			1		1
	Non-Ministry Funded								
	TOTAL			1			1		1
University of Calgary	Regular Ministry Funded	1					1		1
	Non-Ministry Funded								
	TOTAL	1					1		1
University of British Columbia	Regular Ministry Funded	1		2	1	1	5		5
	Non-Ministry Funded								
	TOTAL	1		2	1	1	5		5
Grand Total	Regular Ministry Funded	8	8	5	5	6	32		32
	Non-Ministry Funded							3	3
	TOTAL	8	8	5	5	6	32	3	35

Table 1
HEMATOLOGICAL PATHOLOGY
2012-13 Post-M.D. Trainees
(Canadian Citizens/Permanent Residents vs Visa Trainees)
Faculty of Medicine Providing Post-M.D. Training
By Rank

Faculty of Medicine Providing Post-M.D. Training		Residents								Fellows	Total
		R-1	R-2	R-3	R-4	R-5	R-6	R-7	Sub-Total	Fellow	
Dalhousie University	CC/PR	1	1	1		1			4		4
	Visa Trainees										
	TOTAL	1	1	1		1			4		4
University of Ottawa	CC/PR	1		2	2				5	1	6
	Visa Trainees										
	TOTAL	1		2	2				5	1	6
University of Toronto	CC/PR	1	1					1	3		3
	Visa Trainees			1					1		1
	TOTAL	1	1	1				1	4		4
University of Alberta	CC/PR	1	2	2	1				6		6
	Visa Trainees										
	TOTAL	1	2	2	1				6		6
University of British Columbia	CC/PR	1	1		1		1		4		4
	Visa Trainees	1	1		1				3	1	4
	TOTAL	2	2		2		1		7	1	8
Grand Total	CC/PR	5	5	5	4	1	1	1	22	1	23
	Visa Trainees	1	1	1	1				4	1	5
	TOTAL	6	6	6	5	1	1	1	26	2	28

Table 2
HEMATOLOGICAL PATHOLOGY
2012-13 Post-M.D. Trainees
(Regular Ministry Funded vs All Other Funding)
Faculty of Medicine Providing Post-M.D. Training
By Rank

Faculty of Medicine Providing Post-M.D. Training		Residents							Fellows	Total	
		R-1	R-2	R-3	R-4	R-5	R-6	R-7	Sub-Total	Fellow	
Dalhousie University	Regular Ministry Funded	1	1	1		1			4		4
	Non-Ministry Funded										
	TOTAL	1	1	1		1			4		4
University of Ottawa	Regular Ministry Funded	1		2	2				5		5
	Non-Ministry Funded									1	1
	TOTAL	1		2	2				5	1	6
University of Toronto	Regular Ministry Funded	1	1					1	3		3
	Non-Ministry Funded			1					1		1
	TOTAL	1	1	1				1	4		4
University of Alberta	Regular Ministry Funded	1	2	2	1				6		6
	Non-Ministry Funded										
	TOTAL	1	2	2	1				6		6
University of British Columbia	Regular Ministry Funded	1	1		1				3		3
	Non-Ministry Funded	1	1		1		1		4	1	5
	TOTAL	2	2		2		1		7	1	8
Grand Total	Regular Ministry Funded	5	5	5	4	1		1	21		21
	Non-Ministry Funded	1	1	1	1		1		5	2	7
	TOTAL	6	6	6	5	1	1	1	26	2	28

Table 1
MEDICAL BIOCHEMISTRY
2012-13 Post-M.D. Trainees
(Canadian Citizens/Permanent Residents vs Visa Trainees)
Faculty of Medicine Providing Post-M.D. Training
By Rank

Faculty of Medicine Providing Post-M.D. Training		Residents						Total
		R-1	R-2	R-3	R-4	R-5	R-6	
Université Laval	CC/PR		1	1	1		1	4
	Visa Trainees							
	TOTAL		1	1	1		1	4
Université de Sherbrooke	CC/PR	1			2			3
	Visa Trainees							
	TOTAL	1			2			3
Université de Montréal	CC/PR			1		1		2
	Visa Trainees							
	TOTAL			1		1		2
McGill University	CC/PR	1	2		2	1		6
	Visa Trainees		1					1
	TOTAL	1	3		2	1		7
McMaster University	CC/PR	1	1		2	1		5
	Visa Trainees							
	TOTAL	1	1		2	1		5
University of British Columbia	CC/PR			3		1		4
	Visa Trainees							
	TOTAL			3		1		4
Grand Total	CC/PR	3	4	5	7	4	1	24
	Visa Trainees		1					1
	TOTAL	3	5	5	7	4	1	25

Table 2
MEDICAL BIOCHEMISTRY
2012-13 Post-M.D. Trainees
(Regular Ministry Funded vs All Other Funding)
Faculty of Medicine Providing Post-M.D. Training
By Rank

Faculty of Medicine Providing Post-M.D. Training		Residents						Total
		R-1	R-2	R-3	R-4	R-5	R-6	
Université Laval	Regular Ministry Funded		1	1	1		1	4
	Non-Ministry Funded							
	TOTAL		1	1	1		1	4
Université de Sherbrooke	Regular Ministry Funded	1			2			3
	Non-Ministry Funded							
	TOTAL	1			2			3
Université de Montréal	Regular Ministry Funded			1		1		2
	Non-Ministry Funded							
	TOTAL			1		1		2
McGill University	Regular Ministry Funded	1	2		2	1		6
	Non-Ministry Funded		1					1
	TOTAL	1	3		2	1		7
McMaster University	Regular Ministry Funded	1	1		2	1		5
	Non-Ministry Funded							
	TOTAL	1	1		2	1		5
University of British Columbia	Regular Ministry Funded			3		1		4
	Non-Ministry Funded							
	TOTAL			3		1		4
Grand Total	Regular Ministry Funded	3	4	5	7	4	1	24
	Non-Ministry Funded		1					1
	TOTAL	3	5	5	7	4	1	25

Table 1
MEDICAL MICROBIOLOGY
2012-13 Post-M.D. Trainees
(Canadian Citizens/Permanent Residents vs Visa Trainees)
Faculty of Medicine Providing Post-M.D. Training
By Rank

Faculty of Medicine Providing Post-M.D. Training		Residents							Fellows	Total
		R-1	R-2	R-3	R-4	R-5	R-6	Sub-Total	Fellow	
Dalhousie University	CC/PR									
	Visa Trainees			2				2		2
	TOTAL			2				2		2
Université Laval	CC/PR	2	2	3	1	3	1	12		12
	Visa Trainees									
	TOTAL	2	2	3	1	3	1	12		12
Université de Sherbrooke	CC/PR	1	2	2	3	2		10		10
	Visa Trainees									
	TOTAL	1	2	2	3	2		10		10
Université de Montréal	CC/PR	3	2	2	3	4		14		14
	Visa Trainees									
	TOTAL	3	2	2	3	4		14		14
University of Ottawa	CC/PR			1				1		1
	Visa Trainees									
	TOTAL			1				1		1
University of Toronto	CC/PR		1	1		2		4		4
	Visa Trainees									
	TOTAL		1	1		2		4		4
McMaster University	CC/PR	1	1	1		1		4		4
	Visa Trainees					1		1		1
	TOTAL	1	1	1		2		5		5
University of Western Ontario	CC/PR								1	1
	Visa Trainees									
	TOTAL								1	1
University of Manitoba	CC/PR	1						1		1
	Visa Trainees			1				1		1
	TOTAL	1		1				2		2
University of Alberta	CC/PR	1	3	3	1	2		10		10
	Visa Trainees									
	TOTAL	1	3	3	1	2		10		10
University of British Columbia	CC/PR	1	1	1	1			4		4
	Visa Trainees									
	TOTAL	1	1	1	1			4		4
Grand Total	CC/PR	10	12	14	9	14	1	60	1	61
	Visa Trainees			3		1		4		4
	TOTAL	10	12	17	9	15	1	64	1	65

Table 2
MEDICAL MICROBIOLOGY
2012-13 Post-M.D. Trainees
(Regular Ministry Funded vs All Other Funding)
Faculty of Medicine Providing Post-M.D. Training
By Rank

Faculty of Medicine Providing Post-M.D. Training		Residents						Fellows	Total	
		R-1	R-2	R-3	R-4	R-5	R-6	Sub-Total	Fellow	
Dalhousie University	Regular Ministry Funded									
	Non-Ministry Funded			2				2		2
	TOTAL			2				2		2
Université Laval	Regular Ministry Funded	2	2	3	1	3	1	12		12
	Non-Ministry Funded									
	TOTAL	2	2	3	1	3	1	12		12
Université de Sherbrooke	Regular Ministry Funded	1	2	2	3	2		10		10
	Non-Ministry Funded									
	TOTAL	1	2	2	3	2		10		10
Université de Montréal	Regular Ministry Funded	3	2	2	3	4		14		14
	Non-Ministry Funded									
	TOTAL	3	2	2	3	4		14		14
University of Ottawa	Regular Ministry Funded			1				1		1
	Non-Ministry Funded									
	TOTAL			1				1		1
University of Toronto	Regular Ministry Funded		1	1		2		4		4
	Non-Ministry Funded									
	TOTAL		1	1		2		4		4
McMaster University	Regular Ministry Funded	1	1	1				3		3
	Non-Ministry Funded					2		2		2
	TOTAL	1	1	1		2		5		5
University of Western Ontario	Regular Ministry Funded									
	Non-Ministry Funded								1	1
	TOTAL								1	1
University of Manitoba	Regular Ministry Funded	1						1		1
	Non-Ministry Funded			1				1		1
	TOTAL	1		1				2		2
University of Alberta	Regular Ministry Funded	1	3	3	1	2		10		10
	Non-Ministry Funded									
	TOTAL	1	3	3	1	2		10		10
University of British Columbia	Regular Ministry Funded	1	1	1	1			4		4
	Non-Ministry Funded									
	TOTAL	1	1	1	1			4		4
Grand Total	Regular Ministry Funded	10	12	14	9	13	1	59		59
	Non-Ministry Funded			3		2		5	1	6
	TOTAL	10	12	17	9	15	1	64	1	65

Table 1
NEUROPATHOLOGY
2012-13 Post-M.D. Trainees
(Canadian Citizens/Permanent Residents vs Visa Trainees)
Faculty of Medicine Providing Post-M.D. Training
By Rank

Faculty of Medicine Providing Post-M.D. Training		Residents						Fellows	Total	
		R-1	R-2	R-3	R-4	R-5	R-7	Sub-Total	Fellow	
Université de Montréal	CC/PR				1			1		1
	Visa Trainees									
	TOTAL				1			1		1
University of Toronto	CC/PR	1	1					2		2
	Visa Trainees			1	1			2		2
	TOTAL	1	1	1	1			4		4
University of Western Ontario	CC/PR				1			1		1
	Visa Trainees	1				2		3		3
	TOTAL	1			1	2		4		4
University of Calgary	CC/PR	1			1			3		3
	Visa Trainees						1			
	TOTAL	1			1		1	3		3
University of British Columbia	CC/PR			3				3		3
	Visa Trainees						2	2	1	3
	TOTAL			3			2	5	1	6
Grand Total	CC/PR	2	1	3	3		1	10		10
	Visa Trainees	1		1	1	2	2	7	1	8
	TOTAL	3	1	4	4	2	3	17	1	18

Table 2
NEUROPATHOLOGY
2012-13 Post-M.D. Trainees
(Regular Ministry Funded vs All Other Funding)
Faculty of Medicine Providing Post-M.D. Training
By Rank

Faculty of Medicine Providing Post-M.D. Training		Residents						Fellows	Total	
		R-1	R-2	R-3	R-4	R-5	R-7	Sub-Total	Fellow	
Université de Montréal	Regular Ministry Funded				1			1		1
	Non-Ministry Funded									
	TOTAL				1			1		1
University of Toronto	Regular Ministry Funded	1	1					2		2
	Non-Ministry Funded			1	1			2		2
	TOTAL	1	1	1	1			4		4
University of Western Ontario	Regular Ministry Funded				1			1		1
	Non-Ministry Funded	1					2	3		3
	TOTAL	1			1		2	4		4
University of Calgary	Regular Ministry Funded	1			1			3		3
	Non-Ministry Funded						1			
	TOTAL	1			1		1	3		3
University of British Columbia	Regular Ministry Funded			3				3		3
	Non-Ministry Funded						2	2	1	3
	TOTAL			3			2	5	1	6
Grand Total	Regular Ministry Funded	2	1	3	3		1	10		10
	Non-Ministry Funded	1		1	1	2	2	7	1	8
	TOTAL	3	1	4	4	2	3	17	1	18

Table 1
CARDIAC SURGERY
2012-13 Post-M.D. Trainees
(Canadian Citizens/Permanent Residents vs Visa Trainees)
Faculty of Medicine Providing Post-M.D. Training
By Rank

Faculty of Medicine Providing Post-M.D. Training		Residents						Fellows	Total	
		R-1	R-2	R-3	R-4	R-5	R-6	Sub-Total	Fellow	
Dalhousie University	CC/PR		1				1	2		2
	Visa Trainees		1		1			2		2
	TOTAL		2		1		1	4		4
Université Laval	CC/PR		1	1				2	1	3
	Visa Trainees								4	4
	TOTAL		1	1				2	5	7
Université de Montréal	CC/PR	1	1		1	1	1	5	2	7
	Visa Trainees								3	3
	TOTAL	1	1		1	1	1	5	5	10
McGill University	CC/PR	1		1	1	1		4	1	5
	Visa Trainees	1	1	2	2	1	1	8		8
	TOTAL	2	1	3	3	2	1	12	1	13
University of Ottawa	CC/PR		1	1	1			3	1	4
	Visa Trainees		1					1	3	4
	TOTAL		2	1	1			4	4	8
University of Toronto	CC/PR	1	1	2	1	1	3	9	3	12
	Visa Trainees		1				1	2	12	14
	TOTAL	1	2	2	1	1	4	11	15	26
McMaster University	CC/PR		1	1				2		2
	Visa Trainees	1		1		1		3		3
	TOTAL	1	1	2		1		5		5
University of Western Ontario	CC/PR	1	1		1		1	4		4
	Visa Trainees	1						1	2	3
	TOTAL	2	1		1		1	5	2	7
University of Manitoba	CC/PR		1		2	1	1	5		5
	Visa Trainees									
	TOTAL		1		2	1	1	5		5
University of Alberta	CC/PR	1			1	1		3	2	5
	Visa Trainees			2				2	7	9
	TOTAL	1		2	1	1		5	9	14
University of Calgary	CC/PR	1	1	1		1		4		4
	Visa Trainees			1				1		1
	TOTAL	1	1	2		1		5		5
University of British Columbia	CC/PR	2			1		2	5		5
	Visa Trainees				1			1	1	2
	TOTAL	2			2		2	6	1	7
Grand Total	CC/PR	8	9	7	9	6	9	48	10	58
	Visa Trainees	3	4	6	4	2	2	21	32	53
	TOTAL	11	13	13	13	8	11	69	42	111

Table 2
CARDIAC SURGERY
2012-13 Post-M.D. Trainees
(Regular Ministry Funded vs All Other Funding)
Faculty of Medicine Providing Post-M.D. Training
By Rank

Faculty of Medicine Providing Post-M.D. Training		Residents						Fellows	Total	
		R-1	R-2	R-3	R-4	R-5	R-6	Sub-Total	Fellow	
Dalhousie University	Regular Ministry Funded		1				1	2		2
	Non-Ministry Funded		1		1			2		2
	TOTAL		2		1		1	4		4
Université Laval	Regular Ministry Funded		1	1				2		2
	Non-Ministry Funded								5	5
	TOTAL		1	1				2	5	7
Université de Montréal	Regular Ministry Funded	1	1		1	1	1	5		5
	Non-Ministry Funded								5	5
	TOTAL	1	1		1	1	1	5	5	10
McGill University	Regular Ministry Funded	1		1	1	1		4		4
	Non-Ministry Funded	1	1	2	2	1	1	8	1	9
	TOTAL	2	1	3	3	2	1	12	1	13
University of Ottawa	Regular Ministry Funded		1	1	1			3		3
	Non-Ministry Funded		1					1	4	5
	TOTAL		2	1	1			4	4	8
University of Toronto	Regular Ministry Funded	1	1	1	1	1	3	8		8
	Non-Ministry Funded		1	1			1	3	15	18
	TOTAL	1	2	2	1	1	4	11	15	26
McMaster University	Regular Ministry Funded		1	1				2		2
	Non-Ministry Funded	1		1		1		3		3
	TOTAL	1	1	2		1		5		5
University of Western Ontario	Regular Ministry Funded	1	1		1		1	4		4
	Non-Ministry Funded	1						1	2	3
	TOTAL	2	1		1		1	5	2	7
University of Manitoba	Regular Ministry Funded		1		2	1		4		4
	Non-Ministry Funded						1	1		1
	TOTAL		1		2	1	1	5		5
University of Alberta	Regular Ministry Funded	1			1	1		3		3
	Non-Ministry Funded			2				2	9	11
	TOTAL	1		2	1	1		5	9	14
University of Calgary	Regular Ministry Funded	1	1	1				3		3
	Non-Ministry Funded			1		1		2		2
	TOTAL	1	1	2		1		5		5
University of British Columbia	Regular Ministry Funded	2			1		2	5		5
	Non-Ministry Funded				1			1	1	2
	TOTAL	2			2		2	6	1	7
Grand Total	Regular Ministry Funded	8	9	6	9	5	8	45		45
	Non-Ministry Funded	3	4	7	4	3	3	24	42	66
	TOTAL	11	13	13	13	8	11	69	42	111

Table 1
GENERAL SURGERY
2012-13 Post-M.D. Trainees
(Canadian Citizens/Permanent Residents vs Visa Trainees)
Faculty of Medicine Providing Post-M.D. Training
By Rank

Faculty of Medicine Providing Post-M.D. Training		Residents								Fellows	Total
		R-1	R-2	R-3	R-4	R-5	R-6	R-7	Sub-Total	Fellow	
Memorial University	CC/PR	5	3	3	3	3			17		17
	Visa Trainees		1		1				2		2
	TOTAL	5	4	3	4	3			19		19
Dalhousie University	CC/PR	7	9	8	4	8			36	1	37
	Visa Trainees									1	1
	TOTAL	7	9	8	4	8			36	2	38
Université Laval	CC/PR	6	7	12	2	5	1		33		33
	Visa Trainees					1			1	3	4
	TOTAL	6	7	12	2	6	1		34	3	37
Université de Sherbrooke	CC/PR	6	7	6	5	7			31		31
	Visa Trainees										
	TOTAL	6	7	6	5	7			31		31
Université de Montréal	CC/PR	7	11	12	10	9			49	1	50
	Visa Trainees									1	1
	TOTAL	7	11	12	10	9			49	2	51
McGill University	CC/PR	5	8	13	4	6			36	2	38
	Visa Trainees	4	4	7	4	2	1		22	1	23
	TOTAL	9	12	20	8	8	1		58	3	61
University of Ottawa	CC/PR	7	9	8	8	3	3		38	3	41
	Visa Trainees										
	TOTAL	7	9	8	8	3	3		38	3	41
Queen's University	CC/PR	4	5	2	3	4			18		18
	Visa Trainees			1					1		1
	TOTAL	4	5	3	3	4			19		19
University of Toronto	CC/PR	14	18	17	15	16			80	5	85
	Visa Trainees			1		1			2	12	14
	TOTAL	14	18	18	15	17			82	17	99
McMaster University	CC/PR	9	7	7	8	5			36	5	41
	Visa Trainees									7	7
	TOTAL	9	7	7	8	5			36	12	48
University of Western Ontario	CC/PR	6	7	7	6	7			33	6	39
	Visa Trainees									1	1
	TOTAL	6	7	7	6	7			33	7	40
Northern Ontario School of Medicine	CC/PR	2	2	2	2				8		8
	Visa Trainees										
	TOTAL	2	2	2	2				8		8
University of Manitoba	CC/PR	4	4	5	4	4	1		22		22
	Visa Trainees	1	1		1	1			4		4
	TOTAL	5	5	5	5	5	1		26		26
University of Saskatchewan	CC/PR	6	9	3	4	7			29		29
	Visa Trainees										
	TOTAL	6	9	3	4	7			29		29
University of Alberta	CC/PR	9	6	15	14	3	1	1	49	6	55
	Visa Trainees									2	2
	TOTAL	9	6	15	14	3	1	1	49	8	57
University of Calgary	CC/PR	6	7	8	4	6			31	2	33
	Visa Trainees					1			1	2	3
	TOTAL	6	7	8	4	7			32	4	36

(continued)

Table 1
GENERAL SURGERY
2012-13 Post-M.D. Trainees
(Canadian Citizens/Permanent Residents vs Visa Trainees)
Faculty of Medicine Providing Post-M.D. Training
By
Rank

Faculty of Medicine Providing Post-M.D. Training		Residents								Fellows	Total
		R-1	R-2	R-3	R-4	R-5	R-6	R-7	Sub-Total	Fellow	
University of British Columbia	CC/PR	6	9	9	4	11	4		43	4	47
	Visa Trainees	2							2	1	3
	TOTAL	8	9	9	4	11	4		45	5	50
Grand Total	CC/PR	109	128	137	100	104	10	1	589	35	624
	Visa Trainees	7	6	9	6	6	1		35	31	66
	TOTAL	116	134	146	106	110	11	1	624	66	690

Table 2
GENERAL SURGERY
2012-13 Post-M.D. Trainees
(Regular Ministry Funded vs All Other Funding)
Faculty of Medicine Providing Post-M.D. Training
By Rank

Faculty of Medicine Providing Post-M.D. Training		Residents							Sub-Total	Fellows	Total
		R-1	R-2	R-3	R-4	R-5	R-6	R-7		Fellow	
Memorial University	Regular Ministry Funded	5	4	3	4	3			19		19
	Non-Ministry Funded										
	TOTAL	5	4	3	4	3			19		19
Dalhousie University	Regular Ministry Funded	7	9	5	3	8			32		32
	Non-Ministry Funded			3	1				4	2	6
	TOTAL	7	9	8	4	8			36	2	38
Université Laval	Regular Ministry Funded	6	7	12	2	6	1		34		34
	Non-Ministry Funded									3	3
	TOTAL	6	7	12	2	6	1		34	3	37
Université de Sherbrooke	Regular Ministry Funded	6	7	6	5	7			31		31
	Non-Ministry Funded										
	TOTAL	6	7	6	5	7			31		31
Université de Montréal	Regular Ministry Funded	7	11	12	10	9			49		49
	Non-Ministry Funded									2	2
	TOTAL	7	11	12	10	9			49	2	51
McGill University	Regular Ministry Funded	5	8	8	3	6			30		30
	Non-Ministry Funded	4	4	12	5	2	1		28	3	31
	TOTAL	9	12	20	8	8	1		58	3	61
University of Ottawa	Regular Ministry Funded	7	9	8	8	3	3		38		38
	Non-Ministry Funded									3	3
	TOTAL	7	9	8	8	3	3		38	3	41
Queen's University	Regular Ministry Funded	4	5	2	3	4			18		18
	Non-Ministry Funded			1					1		1
	TOTAL	4	5	3	3	4			19		19
University of Toronto	Regular Ministry Funded	14	17	10	15	16			72		72
	Non-Ministry Funded		1	8		1			10	17	27
	TOTAL	14	18	18	15	17			82	17	99
McMaster University	Regular Ministry Funded	9	7	7	8	5			36		36
	Non-Ministry Funded									12	12
	TOTAL	9	7	7	8	5			36	12	48
University of Western Ontario	Regular Ministry Funded	6	6	7	6	7			32		32
	Non-Ministry Funded		1						1	7	8
	TOTAL	6	7	7	6	7			33	7	40
Northern Ontario School of Medicine	Regular Ministry Funded	2	2	2	2				8		8
	Non-Ministry Funded										
	TOTAL	2	2	2	2				8		8
University of Manitoba	Regular Ministry Funded	4	4	4	4	3	1		20		20
	Non-Ministry Funded	1	1	1	1	2			6		6
	TOTAL	5	5	5	5	5	1		26		26
University of Saskatchewan	Regular Ministry Funded	5	8	2	4	6			25		25
	Non-Ministry Funded	1	1	1		1			4		4
	TOTAL	6	9	3	4	7			29		29
University of Alberta	Regular Ministry Funded	8	6	14	13	3	1	1	46		46
	Non-Ministry Funded	1		1	1				3	8	11
	TOTAL	9	6	15	14	3	1	1	49	8	57
University of Calgary	Regular Ministry Funded	6	7	8	4	6			31		31
	Non-Ministry Funded					1			1	4	5
	TOTAL	6	7	8	4	7			32	4	36
University of British Columbia	Regular Ministry Funded	6	9	9	4	11	4		43		43
	Non-Ministry Funded	2							2	5	7
	TOTAL	8	9	9	4	11	4		45	5	50
Grand Total	Regular Ministry Funded	107	126	119	98	103	10	1	564		564
	Non-Ministry Funded	9	8	27	8	7	1		60	66	126
	TOTAL	116	134	146	106	110	11	1	624	66	690

**Table 1
NEUROSURGERY
2012-13 Post-M.D. Trainees
(Canadian Citizens/Permanent Residents vs Visa Trainees)
Faculty of Medicine Providing Post-M.D. Training
By
Rank**

Faculty of Medicine Providing Post-M.D. Training		Residents						Sub- Total	Fellows	Total
		R-1	R-2	R-3	R-4	R-5	R-6		Fellow	
Dalhousie University	CC/PR	1	1	1		1	1	5		5
	Visa Trainees		1					1		1
	TOTAL	1	2	1		1	1	6		6
Université Laval	CC/PR	1	1	1	1	1		5		5
	Visa Trainees									
	TOTAL	1	1	1	1	1		5		5
Université de Sherbrooke	CC/PR		2	1	1		1	5		5
	Visa Trainees									
	TOTAL		2	1	1		1	5		5
Université de Montréal	CC/PR	1	1	1	2	1	1	7	1	8
	Visa Trainees								3	3
	TOTAL	1	1	1	2	1	1	7	4	11
McGill University	CC/PR	1	1	1	1	1	2	7		7
	Visa Trainees	3	2	1	4	2	3	15	1	16
	TOTAL	4	3	2	5	3	5	22	1	23
University of Ottawa	CC/PR	2	1		1	2	1	7	4	11
	Visa Trainees	1			2	1		4	2	6
	TOTAL	3	1		3	3	1	11	6	17
University of Toronto	CC/PR	4	2	5	5	5	3	24	6	30
	Visa Trainees	1	1				1	3	23	26
	TOTAL	5	3	5	5	5	4	27	29	56
McMaster University	CC/PR	1		2		2		5		5
	Visa Trainees		1	1		1	1	4	2	6
	TOTAL	1	1	3		3	1	9	2	11
University of Western Ontario	CC/PR	2	2	2	3		3	12		12
	Visa Trainees								4	4
	TOTAL	2	2	2	3		3	12	4	16
University of Manitoba	CC/PR	1	2	1	1	1	1	7		7
	Visa Trainees									
	TOTAL	1	2	1	1	1	1	7		7
University of Saskatchewan	CC/PR	1	1	1	1	1	1	6		6
	Visa Trainees									
	TOTAL	1	1	1	1	1	1	6		6
University of Alberta	CC/PR	1	1	1		2		5	1	6
	Visa Trainees	1	1	1				3	4	7
	TOTAL	2	2	2		2		8	5	13
University of Calgary	CC/PR	2	2	2	2	2		10	3	13
	Visa Trainees								4	4
	TOTAL	2	2	2	2	2		10	7	17
University of British Columbia	CC/PR	2	2	1	1	1	1	8	1	9
	Visa Trainees				1			1	2	3
	TOTAL	2	2	1	2	1	1	9	3	12
Grand Total	CC/PR	20	19	20	19	20	15	113	16	129
	Visa Trainees	6	6	3	7	4	5	31	45	76
	TOTAL	26	25	23	26	24	20	144	61	205

Table 2
NEUROSURGERY
2012-13 Post-M.D. Trainees
(Regular Ministry Funded vs All Other Funding)
Faculty of Medicine Providing Post-M.D. Training
By Rank

Faculty of Medicine Providing Post-M.D. Training		Residents						Fellows	Total	
		R-1	R-2	R-3	R-4	R-5	R-6	Sub-Total	Fellow	
Dalhousie University	Regular Ministry Funded	1	1	1		1	1	5		5
	Non-Ministry Funded		1					1		1
	TOTAL	1	2	1		1	1	6		6
Université Laval	Regular Ministry Funded	1	1	1	1	1		5		5
	Non-Ministry Funded									
	TOTAL	1	1	1	1	1		5		5
Université de Sherbrooke	Regular Ministry Funded		2	1	1			5		5
	Non-Ministry Funded									
	TOTAL		2	1	1			5		5
Université de Montréal	Regular Ministry Funded	1	1	1	2	1	1	7		7
	Non-Ministry Funded								4	4
	TOTAL	1	1	1	2	1	1	7	4	11
McGill University	Regular Ministry Funded	1	1	1	1	1	2	7		7
	Non-Ministry Funded	3	2	1	4	2	3	15	1	16
	TOTAL	4	3	2	5	3	5	22	1	23
University of Ottawa	Regular Ministry Funded	2	1		1	2	1	7		7
	Non-Ministry Funded	1			2	1		4	6	10
	TOTAL	3	1		3	3	1	11	6	17
University of Toronto	Regular Ministry Funded	4	2	5	5	5	3	24		24
	Non-Ministry Funded	1	1				1	3	29	32
	TOTAL	5	3	5	5	5	4	27	29	56
McMaster University	Regular Ministry Funded	1		2		2		5		5
	Non-Ministry Funded		1	1		1	1	4	2	6
	TOTAL	1	1	3		3	1	9	2	11
University of Western Ontario	Regular Ministry Funded	2	2	2	3			12		12
	Non-Ministry Funded								4	4
	TOTAL	2	2	2	3			12	4	16
University of Manitoba	Regular Ministry Funded	1	2	1	1	1	1	7		7
	Non-Ministry Funded									
	TOTAL	1	2	1	1	1	1	7		7
University of Saskatchewan	Regular Ministry Funded	1	1	1	1	1	1	6		6
	Non-Ministry Funded									
	TOTAL	1	1	1	1	1	1	6		6
University of Alberta	Regular Ministry Funded	1	1	1		2		5		5
	Non-Ministry Funded	1	1	1				3	5	8
	TOTAL	2	2	2		2		8	5	13
University of Calgary	Regular Ministry Funded	2	2	2	2	2		10		10
	Non-Ministry Funded								7	7
	TOTAL	2	2	2	2	2		10	7	17
University of British Columbia	Regular Ministry Funded	2	2	1	1	1	1	8		8
	Non-Ministry Funded				1			1	3	4
	TOTAL	2	2	1	2	1	1	9	3	12
Grand Total	Regular Ministry Funded	20	19	20	19	20	15	113		113
	Non-Ministry Funded	6	6	3	7	4	5	31	61	92
	TOTAL	26	25	23	26	24	20	144	61	205

**Table 1
OBSTETRICS AND GYNECOLOGY
2012-13 Post-M.D. Trainees
(Canadian Citizens/Permanent Residents vs Visa Trainees)
Faculty of Medicine Providing Post-M.D. Training
By
Rank**

Faculty of Medicine Providing Post-M.D. Training		Residents						Fellows	Total
		R-1	R-2	R-3	R-4	R-5	Sub-Total	Fellow	
Memorial University	CC/PR	3	4	2	6	4	19		19
	Visa Trainees								
	TOTAL	3	4	2	6	4	19		19
Dalhousie University	CC/PR	5	5	4	7	4	25	1	26
	Visa Trainees								
	TOTAL	5	5	4	7	4	25	1	26
Université Laval	CC/PR	6	8	11	3	4	32	1	33
	Visa Trainees								
	TOTAL	6	8	11	3	4	32	1	33
Université de Sherbrooke	CC/PR	4	7	5	3	6	25		25
	Visa Trainees								
	TOTAL	4	7	5	3	6	25		25
Université de Montréal	CC/PR	7	9	9	8	7	40		40
	Visa Trainees					1	1		1
	TOTAL	7	9	9	8	8	41		41
McGill University	CC/PR	5	7	6	4	5	27		27
	Visa Trainees	2	5	2	4	8	21	1	22
	TOTAL	7	12	8	8	13	48	1	49
University of Ottawa	CC/PR	8	8	9	6	8	39	2	41
	Visa Trainees		1				1		1
	TOTAL	8	9	9	6	8	40	2	42
Queen's University	CC/PR	2	3	4	2	5	16	2	18
	Visa Trainees								
	TOTAL	2	3	4	2	5	16	2	18
University of Toronto	CC/PR	13	14	11	14	7	59	12	71
	Visa Trainees							14	14
	TOTAL	13	14	11	14	7	59	26	85
McMaster University	CC/PR	8	6	7	6	6	33	3	36
	Visa Trainees								
	TOTAL	8	6	7	6	6	33	3	36
University of Western Ontario	CC/PR	7	6	7	6	8	34		34
	Visa Trainees							1	1
	TOTAL	7	6	7	6	8	34	1	35
University of Manitoba	CC/PR	6	5	6	9	3	29		29
	Visa Trainees					3	3		3
	TOTAL	6	5	6	9	6	32		32
University of Saskatchewan	CC/PR	6	5	5	5	6	27		27
	Visa Trainees								
	TOTAL	6	5	5	5	6	27		27

(continued)

**Table 1
 OBSTETRICS AND GYNECOLOGY
 2012-13 Post-M.D. Trainees
 (Canadian Citizens/Permanent Residents vs Visa Trainees)
 Faculty of Medicine Providing Post-M.D. Training
 By
 Rank**

Faculty of Medicine Providing Post-M.D. Training		Residents						Fellows	Total
		R-1	R-2	R-3	R-4	R-5	Sub-Total	Fellow	
University of Alberta	CC/PR	6	8	5	7	4	30		30
	Visa Trainees							1	1
	TOTAL	6	8	5	7	4	30	1	31
University of Calgary	CC/PR	6	7	6	7	6	32	2	34
	Visa Trainees								
	TOTAL	6	7	6	7	6	32	2	34
University of British Columbia	CC/PR	8	9	9	11	8	45		45
	Visa Trainees							2	2
	TOTAL	8	9	9	11	8	45	2	47
Grand Total	CC/PR	100	111	106	104	91	512	23	535
	Visa Trainees	2	6	2	4	12	26	19	45
	TOTAL	102	117	108	108	103	538	42	580

Table 2
OBSTETRICS AND GYNECOLOGY
2012-13 Post-M.D. Trainees
(Regular Ministry Funded vs All Other Funding)
Faculty of Medicine Providing Post-M.D. Training
By Rank

Faculty of Medicine Providing Post-M.D. Training		Residents						Fellows	Total
		R-1	R-2	R-3	R-4	R-5	Sub-Total	Fellow	
Memorial University	Regular Ministry Funded	3	4	2	6	4	19		19
	Non-Ministry Funded								
	TOTAL	3	4	2	6	4	19		19
Dalhousie University	Regular Ministry Funded	5	5	4	7	4	25		25
	Non-Ministry Funded							1	1
	TOTAL	5	5	4	7	4	25	1	26
Université Laval	Regular Ministry Funded	6	8	11	3	4	32		32
	Non-Ministry Funded							1	1
	TOTAL	6	8	11	3	4	32	1	33
Université de Sherbrooke	Regular Ministry Funded	4	7	5	3	6	25		25
	Non-Ministry Funded								
	TOTAL	4	7	5	3	6	25		25
Université de Montréal	Regular Ministry Funded	7	9	9	8	8	41		41
	Non-Ministry Funded								
	TOTAL	7	9	9	8	8	41		41
McGill University	Regular Ministry Funded	5	7	6	4	5	27		27
	Non-Ministry Funded	2	5	2	4	8	21	1	22
	TOTAL	7	12	8	8	13	48	1	49
University of Ottawa	Regular Ministry Funded	8	8	9	6	8	39		39
	Non-Ministry Funded		1				1	2	3
	TOTAL	8	9	9	6	8	40	2	42
Queen's University	Regular Ministry Funded	2	3	4	2	5	16		16
	Non-Ministry Funded							2	2
	TOTAL	2	3	4	2	5	16	2	18
University of Toronto	Regular Ministry Funded	13	14	11	14	7	59		59
	Non-Ministry Funded							26	26
	TOTAL	13	14	11	14	7	59	26	85
McMaster University	Regular Ministry Funded	8	6	7	6	6	33		33
	Non-Ministry Funded							3	3
	TOTAL	8	6	7	6	6	33	3	36
University of Western Ontario	Regular Ministry Funded	7	6	7	6	8	34		34
	Non-Ministry Funded							1	1
	TOTAL	7	6	7	6	8	34	1	35
University of Manitoba	Regular Ministry Funded	6	5	6	9	3	29		29
	Non-Ministry Funded					3	3		3
	TOTAL	6	5	6	9	6	32		32
University of Saskatchewan	Regular Ministry Funded	6	5	5	5	4	25		25
	Non-Ministry Funded					2	2		2
	TOTAL	6	5	5	5	6	27		27
University of Alberta	Regular Ministry Funded	6	8	5	7	4	30		30
	Non-Ministry Funded							1	1
	TOTAL	6	8	5	7	4	30	1	31
University of Calgary	Regular Ministry Funded	6	7	6	7	6	32		32
	Non-Ministry Funded							2	2
	TOTAL	6	7	6	7	6	32	2	34

(continued)

**Table 2
 OBSTETRICS AND GYNECOLOGY
 2012-13 Post-M.D. Trainees
 (Regular Ministry Funded vs All Other Funding)
 Faculty of Medicine Providing Post-M.D. Training
 By
 Rank**

Faculty of Medicine Providing Post-M.D. Training		Residents						Fellows	Total
		R-1	R-2	R-3	R-4	R-5	Sub-Total	Fellow	
University of British Columbia	Regular Ministry Funded	8	9	9	11	8	45		45
	Non-Ministry Funded							2	2
	TOTAL	8	9	9	11	8	45	2	47
Grand Total	Regular Ministry Funded	100	111	106	104	90	511		511
	Non-Ministry Funded	2	6	2	4	13	27	42	69
	TOTAL	102	117	108	108	103	538	42	580

Table 1
OPHTHALMOLOGY
2012-13 Post-M.D. Trainees
(Canadian Citizens/Permanent Residents vs Visa Trainees)
Faculty of Medicine Providing Post-M.D. Training
By Rank

Faculty of Medicine Providing Post-M.D. Training		Residents						Sub-Total	Fellows	Total
		R-1	R-2	R-3	R-4	R-5	R-6		Fellow	
Dalhousie University	CC/PR	2	2	2	3	2		11		11
	Visa Trainees									
	TOTAL	2	2	2	3	2		11		11
Université Laval	CC/PR	3	3	3	3	3		15		15
	Visa Trainees									
	TOTAL	3	3	3	3	3		15		15
Université de Sherbrooke	CC/PR	2	2	2	2	2		10		10
	Visa Trainees									
	TOTAL	2	2	2	2	2		10		10
Université de Montréal	CC/PR	6	6	4	5	6	3	30		30
	Visa Trainees								1	1
	TOTAL	6	6	4	5	6	3	30	1	31
McGill University	CC/PR	4	3	3	3	4	1	18	1	19
	Visa Trainees	2	1	2	2	3		10	2	12
	TOTAL	6	4	5	5	7	1	28	3	31
University of Ottawa	CC/PR	4	3	3	4	2		16		16
	Visa Trainees								3	3
	TOTAL	4	3	3	4	2		16	3	19
Queen's University	CC/PR	3	3	3	3	2		14	1	15
	Visa Trainees								1	1
	TOTAL	3	3	3	3	2		14	2	16
University of Toronto	CC/PR	5	5	6	4	4		24	8	32
	Visa Trainees	1	1	1		1		4	25	29
	TOTAL	6	6	7	4	5		28	33	61
McMaster University	CC/PR	2	1	1	1	1		6	2	8
	Visa Trainees									
	TOTAL	2	1	1	1	1		6	2	8
University of Western Ontario	CC/PR	2	2	2	2	2		10		10
	Visa Trainees									
	TOTAL	2	2	2	2	2		10		10
University of Manitoba	CC/PR	1	1					2		2
	Visa Trainees									
	TOTAL	1	1					2		2
University of Saskatchewan	CC/PR	1		1	1	1		4		4
	Visa Trainees									
	TOTAL	1		1	1	1		4		4
University of Alberta	CC/PR	3	2	2	3	2		12	2	14
	Visa Trainees								3	3
	TOTAL	3	2	2	3	2		12	5	17
University of Calgary	CC/PR	2	1	2	1	3		9	3	12
	Visa Trainees								2	2
	TOTAL	2	1	2	1	3		9	5	14

(continued)

**Table 1
 OPHTHALMOLOGY
 2012-13 Post-M.D. Trainees
 (Canadian Citizens/Permanent Residents vs Visa Trainees)
 Faculty of Medicine Providing Post-M.D. Training
 By
 Rank**

Faculty of Medicine Providing Post-M.D. Training		Residents						Fellows	Total	
		R-1	R-2	R-3	R-4	R-5	R-6	Sub-Total	Fellow	
University of British Columbia	CC/PR	3	4	3	2	3		15	2	17
	Visa Trainees								9	9
	TOTAL	3	4	3	2	3		15	11	26
Grand Total	CC/PR	43	38	37	37	37	4	196	19	215
	Visa Trainees	3	2	3	2	4		14	46	60
	TOTAL	46	40	40	39	41	4	210	65	275

Table 2
OPHTHALMOLOGY
2012-13 Post-M.D. Trainees
(Regular Ministry Funded vs All Other Funding)
Faculty of Medicine Providing Post-M.D. Training
By Rank

Faculty of Medicine Providing Post-M.D. Training		Residents						Fellows	Total	
		R-1	R-2	R-3	R-4	R-5	R-6	Sub-Total	Fellow	
Dalhousie University	Regular Ministry Funded	2	2	2	3	2		11		11
	Non-Ministry Funded									
	TOTAL	2	2	2	3	2		11		11
Université Laval	Regular Ministry Funded	3	3	3	3	3		15		15
	Non-Ministry Funded									
	TOTAL	3	3	3	3	3		15		15
Université de Sherbrooke	Regular Ministry Funded	2	2	2	2	2		10		10
	Non-Ministry Funded									
	TOTAL	2	2	2	2	2		10		10
Université de Montréal	Regular Ministry Funded	6	6	4	5	6	3	30		30
	Non-Ministry Funded								1	1
	TOTAL	6	6	4	5	6	3	30	1	31
McGill University	Regular Ministry Funded	5	3	3	3	4	1	19		19
	Non-Ministry Funded	1	1	2	2	3		9	3	12
	TOTAL	6	4	5	5	7	1	28	3	31
University of Ottawa	Regular Ministry Funded	4	3	3	4	2		16		16
	Non-Ministry Funded								3	3
	TOTAL	4	3	3	4	2		16	3	19
Queen's University	Regular Ministry Funded	3	3	3	3	2		14		14
	Non-Ministry Funded								2	2
	TOTAL	3	3	3	3	2		14	2	16
University of Toronto	Regular Ministry Funded	5	5	6	4	4		24		24
	Non-Ministry Funded	1	1	1		1		4	33	37
	TOTAL	6	6	7	4	5		28	33	61
McMaster University	Regular Ministry Funded	2	1	1	1	1		6		6
	Non-Ministry Funded								2	2
	TOTAL	2	1	1	1	1		6	2	8
University of Western Ontario	Regular Ministry Funded	2	2	2	2	2		10		10
	Non-Ministry Funded									
	TOTAL	2	2	2	2	2		10		10
University of Manitoba	Regular Ministry Funded	1	1					2		2
	Non-Ministry Funded									
	TOTAL	1	1					2		2
University of Saskatchewan	Regular Ministry Funded	1		1	1	1		4		4
	Non-Ministry Funded									
	TOTAL	1		1	1	1		4		4
University of Alberta	Regular Ministry Funded	3	2	2	3	2		12		12
	Non-Ministry Funded								5	5
	TOTAL	3	2	2	3	2		12	5	17
University of Calgary	Regular Ministry Funded	2	1	2	1	3		9		9
	Non-Ministry Funded								5	5
	TOTAL	2	1	2	1	3		9	5	14
University of British Columbia	Regular Ministry Funded	3	4	3	2	3		15		15
	Non-Ministry Funded								11	11
	TOTAL	3	4	3	2	3		15	11	26
Grand Total	Regular Ministry Funded	44	38	37	37	37	4	197		197
	Non-Ministry Funded	2	2	3	2	4		13	65	78
	TOTAL	46	40	40	39	41	4	210	65	275

Table 1
OTOLARYNGOLOGY - HEAD AND NECK SURGERY
2012-13 Post-M.D. Trainees
(Canadian Citizens/Permanent Residents vs Visa Trainees)
Faculty of Medicine Providing Post-M.D. Training
By Rank

Faculty of Medicine Providing Post-M.D. Training		Residents						Fellows	Total	
		R-1	R-2	R-3	R-4	R-5	R-6	Sub-Total	Fellow	
Dalhousie University	CC/PR	3	1	1	1	3		9		9
	Visa Trainees	1		1				2	1	3
	TOTAL	4	1	2	1	3		11	1	12
Université Laval	CC/PR	2	2	2	2	1		9		9
	Visa Trainees				1			1		1
	TOTAL	2	2	2	3	1		10		10
Université de Sherbrooke	CC/PR	2	3	1	1	2		9		9
	Visa Trainees									
	TOTAL	2	3	1	1	2		9		9
Université de Montréal	CC/PR	3	3	2	3	2		13	2	15
	Visa Trainees									
	TOTAL	3	3	2	3	2		13	2	15
McGill University	CC/PR	3	2	2	3	2	1	13	1	14
	Visa Trainees	1	3	1	2	3		10	1	11
	TOTAL	4	5	3	5	5	1	23	2	25
University of Ottawa	CC/PR	3	2	3	3	2		13	1	14
	Visa Trainees								2	2
	TOTAL	3	2	3	3	2		13	3	16
University of Toronto	CC/PR	5	5	5	6	5		26	2	28
	Visa Trainees								19	19
	TOTAL	5	5	5	6	5		26	21	47
McMaster University	CC/PR	2	2	1	2	2		9		9
	Visa Trainees									
	TOTAL	2	2	1	2	2		9		9
University of Western Ontario	CC/PR	3	3	2	3	4		15	1	16
	Visa Trainees									
	TOTAL	3	3	2	3	4		15	1	16
University of Manitoba	CC/PR	2	2	2	1	2	1	10		10
	Visa Trainees					1		1		1
	TOTAL	2	2	2	1	3	1	11		11
University of Alberta	CC/PR	2	2	4	1	3		12	3	15
	Visa Trainees								1	1
	TOTAL	2	2	4	1	3		12	4	16
University of Calgary	CC/PR	2	1	2	1	1		7		7
	Visa Trainees									
	TOTAL	2	1	2	1	1		7		7
University of British Columbia	CC/PR	2	2	2	3	4		13	2	15
	Visa Trainees								2	2
	TOTAL	2	2	2	3	4		13	4	17
Grand Total	CC/PR	34	30	29	30	33	2	158	12	170
	Visa Trainees	2	3	2	3	4		14	26	40
	TOTAL	36	33	31	33	37	2	172	38	210

Table 2
OTOLARYNGOLOGY - HEAD AND NECK SURGERY
2012-13 Post-M.D. Trainees
(Regular Ministry Funded vs All Other Funding)
Faculty of Medicine Providing Post-M.D. Training
By Rank

Faculty of Medicine Providing Post-M.D. Training		Residents						Fellows	Total	
		R-1	R-2	R-3	R-4	R-5	R-6	Sub-Total	Fellow	
Dalhousie University	Regular Ministry Funded	3	1	1	1	3		9		9
	Non-Ministry Funded	1		1				2	1	3
	TOTAL	4	1	2	1	3		11	1	12
Université Laval	Regular Ministry Funded	2	2	2	3	1		10		10
	Non-Ministry Funded									
	TOTAL	2	2	2	3	1		10		10
Université de Sherbrooke	Regular Ministry Funded	2	3	1	1	2		9		9
	Non-Ministry Funded									
	TOTAL	2	3	1	1	2		9		9
Université de Montréal	Regular Ministry Funded	3	3	2	3	2		13		13
	Non-Ministry Funded								2	2
	TOTAL	3	3	2	3	2		13	2	15
McGill University	Regular Ministry Funded	3	2	2	3	2	1	13		13
	Non-Ministry Funded	1	3	1	2	3		10	2	12
	TOTAL	4	5	3	5	5	1	23	2	25
University of Ottawa	Regular Ministry Funded	3	2	3	3	2		13		13
	Non-Ministry Funded								3	3
	TOTAL	3	2	3	3	2		13	3	16
University of Toronto	Regular Ministry Funded	5	5	4	5	5		24		24
	Non-Ministry Funded			1	1			2	21	23
	TOTAL	5	5	5	6	5		26	21	47
McMaster University	Regular Ministry Funded	2	2	1	2	2		9		9
	Non-Ministry Funded									
	TOTAL	2	2	1	2	2		9		9
University of Western Ontario	Regular Ministry Funded	3	3	2	3	3		14		14
	Non-Ministry Funded					1		1	1	2
	TOTAL	3	3	2	3	4		15	1	16
University of Manitoba	Regular Ministry Funded	2	2	2	1	2		9		9
	Non-Ministry Funded					1	1	2		2
	TOTAL	2	2	2	1	3	1	11		11
University of Alberta	Regular Ministry Funded	2	2	3	1	3		11		11
	Non-Ministry Funded			1				1	4	5
	TOTAL	2	2	4	1	3		12	4	16
University of Calgary	Regular Ministry Funded	2	1	2	1	1		7		7
	Non-Ministry Funded									
	TOTAL	2	1	2	1	1		7		7
University of British Columbia	Regular Ministry Funded	2	2	2	3	4		13		13
	Non-Ministry Funded								4	4
	TOTAL	2	2	2	3	4		13	4	17
Grand Total	Regular Ministry Funded	34	30	27	30	32	1	154		154
	Non-Ministry Funded	2	3	4	3	5	1	18	38	56
	TOTAL	36	33	31	33	37	2	172	38	210

Table 1
ORTHOPEDIC SURGERY
2012-13 Post-M.D. Trainees
(Canadian Citizens/Permanent Residents vs Visa Trainees)
Faculty of Medicine Providing Post-M.D. Training
By Rank

Faculty of Medicine Providing Post-M.D. Training		Residents							Fellows	Total	
		R-1	R-2	R-3	R-4	R-5	R-6	R-7	Sub-Total	Fellow	
Memorial University	CC/PR	3	3	2	3	2			13		13
	Visa Trainees			1					1		1
	TOTAL	3	3	3	3	2			14		14
Dalhousie University	CC/PR	3	3	2	4	6			18		18
	Visa Trainees	1	2						3	1	4
	TOTAL	4	5	2	4	6			21	1	22
Université Laval	CC/PR	5	5	6	8	2	1		27		27
	Visa Trainees										
	TOTAL	5	5	6	8	2	1		27		27
Université de Sherbrooke	CC/PR	5	3	4	5	5			22		22
	Visa Trainees										
	TOTAL	5	3	4	5	5			22		22
Université de Montréal	CC/PR	7	7	7	8	5	1		35	5	40
	Visa Trainees										
	TOTAL	7	7	7	8	5	1		35	5	40
McGill University	CC/PR	6	6	6	3	5			26	1	27
	Visa Trainees	3	5	2	5	1	1		17	4	21
	TOTAL	9	11	8	8	6	1		43	5	48
University of Ottawa	CC/PR	6	6	6	5	7			30	5	35
	Visa Trainees									6	6
	TOTAL	6	6	6	5	7			30	11	41
Queen's University	CC/PR	4	3	3	4	4			18	3	21
	Visa Trainees									3	3
	TOTAL	4	3	3	4	4			18	6	24
University of Toronto	CC/PR	12	12	16	19	11	1		71	30	101
	Visa Trainees									35	35
	TOTAL	12	12	16	19	11	1		71	65	136
McMaster University	CC/PR	6	5	6	10	6			33	6	39
	Visa Trainees					3			3	3	6
	TOTAL	6	5	6	10	9			36	9	45
University of Western Ontario	CC/PR	6	6	6	5	5			28	13	41
	Visa Trainees									8	8
	TOTAL	6	6	6	5	5			28	21	49
Northern Ontario School of Medicine	CC/PR	2	1	1					4		4
	Visa Trainees										
	TOTAL	2	1	1					4		4
University of Manitoba	CC/PR	3	3	3	3	4	1	1	18	3	21
	Visa Trainees							1	1	1	2
	TOTAL	3	3	3	3	4	1	2	19	4	23
University of Saskatchewan	CC/PR	3	4	3	4	3			17		17
	Visa Trainees										
	TOTAL	3	4	3	4	3			17		17
University of Alberta	CC/PR	4	3	3	5	2			17	1	18
	Visa Trainees	1	1	1		1			4	2	6
	TOTAL	5	4	4	5	3			21	3	24
University of Calgary	CC/PR	6	6	6	7	6			31	4	35
	Visa Trainees									9	9
	TOTAL	6	6	6	7	6			31	13	44

(continued)

Table 1
ORTHOPEDIC SURGERY
2012-13 Post-M.D. Trainees
(Canadian Citizens/Permanent Residents vs Visa Trainees)
Faculty of Medicine Providing Post-M.D. Training
By
Rank

Faculty of Medicine Providing Post-M.D. Training		Residents								Fellows	Total
		R-1	R-2	R-3	R-4	R-5	R-6	R-7	Sub-Total	Fellow	
University of British Columbia	CC/PR	5	5	7	4	6			27	10	37
	Visa Trainees									13	13
	TOTAL	5	5	7	4	6			27	23	50
Grand Total	CC/PR	86	81	87	97	79	4	1	435	81	516
	Visa Trainees	5	8	4	5	5	1	1	29	85	114
	TOTAL	91	89	91	102	84	5	2	464	166	630

Table 2
ORTHOPEDIC SURGERY
2012-13 Post-M.D. Trainees
(Regular Ministry Funded vs All Other Funding)
Faculty of Medicine Providing Post-M.D. Training
By Rank

Faculty of Medicine Providing Post-M.D. Training		Residents							Sub-Total	Fellows	Total
		R-1	R-2	R-3	R-4	R-5	R-6	R-7		Fellow	
Memorial University	Regular Ministry Funded	3	3	3	3	2			14		14
	Non-Ministry Funded										
	TOTAL	3	3	3	3	2			14		14
Dalhousie University	Regular Ministry Funded	3	3	2	3	4			15		15
	Non-Ministry Funded	1	2		1	2			6	1	7
	TOTAL	4	5	2	4	6			21	1	22
Université Laval	Regular Ministry Funded	5	5	6	8	2	1		27		27
	Non-Ministry Funded										
	TOTAL	5	5	6	8	2	1		27		27
Université de Sherbrooke	Regular Ministry Funded	5	3	4	5	5			22		22
	Non-Ministry Funded										
	TOTAL	5	3	4	5	5			22		22
Université de Montréal	Regular Ministry Funded	7	7	7	8	5	1		35		35
	Non-Ministry Funded									5	5
	TOTAL	7	7	7	8	5	1		35	5	40
McGill University	Regular Ministry Funded	6	7	6	4	4			27		27
	Non-Ministry Funded	3	4	2	4	2	1		16	5	21
	TOTAL	9	11	8	8	6	1		43	5	48
University of Ottawa	Regular Ministry Funded	6	6	6	5	7			30		30
	Non-Ministry Funded									11	11
	TOTAL	6	6	6	5	7			30	11	41
Queen's University	Regular Ministry Funded	4	3	3	4	4			18		18
	Non-Ministry Funded									6	6
	TOTAL	4	3	3	4	4			18	6	24
University of Toronto	Regular Ministry Funded	12	12	13	13	11	1		62		62
	Non-Ministry Funded			3	6				9	65	74
	TOTAL	12	12	16	19	11	1		71	65	136
McMaster University	Regular Ministry Funded	6	5	6	10	6			33		33
	Non-Ministry Funded					3			3	9	12
	TOTAL	6	5	6	10	9			36	9	45
University of Western Ontario	Regular Ministry Funded	6	6	6	5	5			28		28
	Non-Ministry Funded									21	21
	TOTAL	6	6	6	5	5			28	21	49
Northern Ontario School of Medicine	Regular Ministry Funded	2	1	1					4		4
	Non-Ministry Funded										
	TOTAL	2	1	1					4		4
University of Manitoba	Regular Ministry Funded	3	3	3	3	4	1	1	18	1	19
	Non-Ministry Funded							1	1	3	4
	TOTAL	3	3	3	3	4	1	2	19	4	23
University of Saskatchewan	Regular Ministry Funded	3	4	3	4	3			17		17
	Non-Ministry Funded										
	TOTAL	3	4	3	4	3			17		17
University of Alberta	Regular Ministry Funded	4	3	3	5	2			17		17
	Non-Ministry Funded	1	1	1		1			4	3	7
	TOTAL	5	4	4	5	3			21	3	24
University of Calgary	Regular Ministry Funded	6	6	6	7	6			31		31
	Non-Ministry Funded									13	13
	TOTAL	6	6	6	7	6			31	13	44
University of British Columbia	Regular Ministry Funded	5	5	6	4	6			26		26
	Non-Ministry Funded			1					1	23	24
	TOTAL	5	5	7	4	6			27	23	50
Grand Total	Regular Ministry Funded	86	82	84	91	76	4	1	424	1	425
	Non-Ministry Funded	5	7	7	11	8	1	1	40	165	205
	TOTAL	91	89	91	102	84	5	2	464	166	630

Table 1
PLASTIC SURGERY
2012-13 Post-M.D. Trainees
(Canadian Citizens/Permanent Residents vs Visa Trainees)
Faculty of Medicine Providing Post-M.D. Training
By Rank

Faculty of Medicine Providing Post-M.D. Training		Residents						Fellows	Total	
		R-1	R-2	R-3	R-4	R-5	R-6	Sub-Total	Fellow	
Dalhousie University	CC/PR	2	3	1	2	2		10		10
	Visa Trainees	1						1		1
	TOTAL	3	3	1	2	2		11		11
Université Laval	CC/PR	1	2					3		3
	Visa Trainees									
	TOTAL	1	2					3		3
Université de Sherbrooke	CC/PR	1	1					2		2
	Visa Trainees								1	1
	TOTAL	1	1					2	1	3
Université de Montréal	CC/PR	3	1	4	5	2	1	16		16
	Visa Trainees								1	1
	TOTAL	3	1	4	5	2	1	16	1	17
McGill University	CC/PR	1	1	1	2	2		7		7
	Visa Trainees	1	1	3	1			6	1	7
	TOTAL	2	2	4	3	2		13	1	14
University of Ottawa	CC/PR	1	2	2	2			7	1	8
	Visa Trainees									
	TOTAL	1	2	2	2			7	1	8
University of Toronto	CC/PR	4	4	6	5	6		25	9	34
	Visa Trainees				1			1	11	12
	TOTAL	4	4	6	6	6		26	20	46
McMaster University	CC/PR	3	3	3	4	3		16	1	17
	Visa Trainees									
	TOTAL	3	3	3	4	3		16	1	17
University of Western Ontario	CC/PR	2	2	2	2	4		12		12
	Visa Trainees		1					1		1
	TOTAL	2	3	2	2	4		13		13
University of Manitoba	CC/PR	2	2	3	4	3		14	1	15
	Visa Trainees									
	TOTAL	2	2	3	4	3		14	1	15
University of Alberta	CC/PR	3	3	3	4	2		15	1	16
	Visa Trainees									
	TOTAL	3	3	3	4	2		15	1	16
University of Calgary	CC/PR	2	2	2	2	2		10		10
	Visa Trainees									
	TOTAL	2	2	2	2	2		10		10
University of British Columbia	CC/PR	2	2	2	4	2		12	1	13
	Visa Trainees								1	1
	TOTAL	2	2	2	4	2		12	2	14
Grand Total	CC/PR	27	28	29	36	28	1	149	14	163
	Visa Trainees	2	2	3	2			9	15	24
	TOTAL	29	30	32	38	28	1	158	29	187

Table 2
PLASTIC SURGERY
2012-13 Post-M.D. Trainees
(Regular Ministry Funded vs All Other Funding)
Faculty of Medicine Providing Post-M.D. Training
By Rank

Faculty of Medicine Providing Post-M.D. Training		Residents							Fellows	Total
		R-1	R-2	R-3	R-4	R-5	R-6	Sub-Total	Fellow	
Dalhousie University	Regular Ministry Funded	2	3	1	2	2		10		10
	Non-Ministry Funded	1						1		1
	TOTAL	3	3	1	2	2		11		11
Université Laval	Regular Ministry Funded	1	2					3		3
	Non-Ministry Funded									
	TOTAL	1	2					3		3
Université de Sherbrooke	Regular Ministry Funded	1	1					2		2
	Non-Ministry Funded								1	1
	TOTAL	1	1					2	1	3
Université de Montréal	Regular Ministry Funded	3	1	4	5	2	1	16		16
	Non-Ministry Funded								1	1
	TOTAL	3	1	4	5	2	1	16	1	17
McGill University	Regular Ministry Funded	1	1	2	2	2		8		8
	Non-Ministry Funded	1	1	2	1			5	1	6
	TOTAL	2	2	4	3	2		13	1	14
University of Ottawa	Regular Ministry Funded	1	2	2	2			7		7
	Non-Ministry Funded								1	1
	TOTAL	1	2	2	2			7	1	8
University of Toronto	Regular Ministry Funded	4	4	4	5	5		22		22
	Non-Ministry Funded			2	1	1		4	20	24
	TOTAL	4	4	6	6	6		26	20	46
McMaster University	Regular Ministry Funded	3	3	3	4	3		16		16
	Non-Ministry Funded								1	1
	TOTAL	3	3	3	4	3		16	1	17
University of Western Ontario	Regular Ministry Funded	2	2	2	2	4		12		12
	Non-Ministry Funded		1					1		1
	TOTAL	2	3	2	2	4		13		13
University of Manitoba	Regular Ministry Funded	2	2	2	3	3		12	1	13
	Non-Ministry Funded			1	1			2		2
	TOTAL	2	2	3	4	3		14	1	15
University of Alberta	Regular Ministry Funded	2	2	2	3	2		11		11
	Non-Ministry Funded	1	1	1	1			4	1	5
	TOTAL	3	3	3	4	2		15	1	16
University of Calgary	Regular Ministry Funded	2	2	2	2	2		10		10
	Non-Ministry Funded									
	TOTAL	2	2	2	2	2		10		10
University of British Columbia	Regular Ministry Funded	2	2	2	4	2		12		12
	Non-Ministry Funded								2	2
	TOTAL	2	2	2	4	2		12	2	14
Grand Total	Regular Ministry Funded	26	27	26	34	27	1	141	1	142
	Non-Ministry Funded	3	3	6	4	1		17	28	45
	TOTAL	29	30	32	38	28	1	158	29	187

Table 1
UROLOGY
2012-13 Post-M.D. Trainees
(Canadian Citizens/Permanent Residents vs Visa Trainees)
Faculty of Medicine Providing Post-M.D. Training
By Rank

Faculty of Medicine Providing Post-M.D. Training		Residents					Sub-Total	Fellows	Total
		R-1	R-2	R-3	R-4	R-5		Fellow	
Dalhousie University	CC/PR	2	3	2	3	3	13		13
	Visa Trainees							1	1
	TOTAL	2	3	2	3	3	13	1	14
Université Laval	CC/PR	2	2	2	2	2	10		10
	Visa Trainees							1	1
	TOTAL	2	2	2	2	2	10	1	11
Université de Sherbrooke	CC/PR	2	2	2			6		6
	Visa Trainees								
	TOTAL	2	2	2			6		6
Université de Montréal	CC/PR	3	2	3	2	2	12	1	13
	Visa Trainees								
	TOTAL	3	2	3	2	2	12	1	13
McGill University	CC/PR	2	3	1	4	3	13		13
	Visa Trainees	1	1	1	1	2	6	1	7
	TOTAL	3	4	2	5	5	19	1	20
University of Ottawa	CC/PR	4	3	4	3	3	17	2	19
	Visa Trainees							1	1
	TOTAL	4	3	4	3	3	17	3	20
Queen's University	CC/PR	2	1	2		1	6		6
	Visa Trainees								
	TOTAL	2	1	2		1	6		6
University of Toronto	CC/PR	4	4	5	6	3	22	10	32
	Visa Trainees							11	11
	TOTAL	4	4	5	6	3	22	21	43
McMaster University	CC/PR	3	3	3	5	1	15	2	17
	Visa Trainees								
	TOTAL	3	3	3	5	1	15	2	17
University of Western Ontario	CC/PR	3	3	3	3	4	16	2	18
	Visa Trainees							3	3
	TOTAL	3	3	3	3	4	16	5	21
University of Manitoba	CC/PR	2	3	1	3	1	10		10
	Visa Trainees								
	TOTAL	2	3	1	3	1	10		10
University of Alberta	CC/PR	2	2	2	2	3	11		11
	Visa Trainees							2	2
	TOTAL	2	2	2	2	3	11	2	13
University of British Columbia	CC/PR	3	3	3	3	3	15	1	16
	Visa Trainees							1	1
	TOTAL	3	3	3	3	3	15	2	17
Grand Total	CC/PR	34	34	33	36	29	166	18	184
	Visa Trainees	1	1	1	1	2	6	21	27
	TOTAL	35	35	34	37	31	172	39	211

Table 2
UROLOGY
2012-13 Post-M.D. Trainees
(Regular Ministry Funded vs All Other Funding)
Faculty of Medicine Providing Post-M.D. Training
By Rank

Faculty of Medicine Providing Post-M.D. Training		Residents						Fellows	Total
		R-1	R-2	R-3	R-4	R-5	Sub-Total	Fellow	
Dalhousie University	Regular Ministry Funded	2	2	2	2	3	11		11
	Non-Ministry Funded		1		1		2	1	3
	TOTAL	2	3	2	3	3	13	1	14
Université Laval	Regular Ministry Funded	2	2	2	2	2	10		10
	Non-Ministry Funded							1	1
	TOTAL	2	2	2	2	2	10	1	11
Université de Sherbrooke	Regular Ministry Funded	2	2	2			6		6
	Non-Ministry Funded								
	TOTAL	2	2	2			6		6
Université de Montréal	Regular Ministry Funded	3	2	3	2	2	12		12
	Non-Ministry Funded							1	1
	TOTAL	3	2	3	2	2	12	1	13
McGill University	Regular Ministry Funded	2	3	1	4	3	13		13
	Non-Ministry Funded	1	1	1	1	2	6	1	7
	TOTAL	3	4	2	5	5	19	1	20
University of Ottawa	Regular Ministry Funded	4	3	4	3	3	17		17
	Non-Ministry Funded							3	3
	TOTAL	4	3	4	3	3	17	3	20
Queen's University	Regular Ministry Funded	2	1	2		1	6		6
	Non-Ministry Funded								
	TOTAL	2	1	2		1	6		6
University of Toronto	Regular Ministry Funded	4	4	5	5	3	21		21
	Non-Ministry Funded				1		1	21	22
	TOTAL	4	4	5	6	3	22	21	43
McMaster University	Regular Ministry Funded	3	3	3	5	1	15		15
	Non-Ministry Funded							2	2
	TOTAL	3	3	3	5	1	15	2	17
University of Western Ontario	Regular Ministry Funded	3	3	3	3	4	16		16
	Non-Ministry Funded							5	5
	TOTAL	3	3	3	3	4	16	5	21
University of Manitoba	Regular Ministry Funded	2	3	1	3	1	10		10
	Non-Ministry Funded								
	TOTAL	2	3	1	3	1	10		10
University of Alberta	Regular Ministry Funded	2	2	2	2	3	11		11
	Non-Ministry Funded							2	2
	TOTAL	2	2	2	2	3	11	2	13
University of British Columbia	Regular Ministry Funded	3	3	3	3	3	15		15
	Non-Ministry Funded							2	2
	TOTAL	3	3	3	3	3	15	2	17
Grand Total	Regular Ministry Funded	34	33	33	34	29	163		163
	Non-Ministry Funded	1	2	1	3	2	9	39	48
	TOTAL	35	35	34	37	31	172	39	211

Table 1
VASCULAR SURGERY
2012-13 Post-M.D. Trainees
(Canadian Citizens/Permanent Residents vs Visa Trainees)
Faculty of Medicine Providing Post-M.D. Training
By Rank

Faculty of Medicine Providing Post-M.D. Training		Residents						Fellows	Total	
		R-1	R-2	R-3	R-4	R-6	R-7	Sub-Total	Fellow	
Université Laval	CC/PR	1		1				2		2
	Visa Trainees								1	1
	TOTAL	1		1				2	1	3
Université de Montréal	CC/PR	1		1				3		3
	Visa Trainees						1			
	TOTAL	1		1			1	3		3
McGill University	CC/PR					2		2		2
	Visa Trainees	1	1					2	1	3
	TOTAL	1	1			2		4	1	5
University of Ottawa	CC/PR	1				1		2		2
	Visa Trainees									
	TOTAL	1				1		2		2
University of Toronto	CC/PR	3			2	2	1	8	2	10
	Visa Trainees								2	2
	TOTAL	3			2	2	1	8	4	12
McMaster University	CC/PR	1	1			1	1	4		4
	Visa Trainees									
	TOTAL	1	1			1	1	4		4
University of Western Ontario	CC/PR	1	1			1	1	4		4
	Visa Trainees									
	TOTAL	1	1			1	1	4		4
University of Manitoba	CC/PR					1		1		1
	Visa Trainees									
	TOTAL					1		1		1
University of Calgary	CC/PR					1	1	2		2
	Visa Trainees									
	TOTAL					1	1	2		2
University of British Columbia	CC/PR	1			1			4		4
	Visa Trainees									
	TOTAL	1			1			4		4
Grand Total	CC/PR	9	2	2	3	9	7	32	2	34
	Visa Trainees	1	1					2	4	6
	TOTAL	10	3	2	3	9	7	34	6	40

Table 2
VASCULAR SURGERY
2012-13 Post-M.D. Trainees
(Regular Ministry Funded vs All Other Funding)
Faculty of Medicine Providing Post-M.D. Training
By Rank

Faculty of Medicine Providing Post-M.D. Training		Residents						Fellows	Total	
		R-1	R-2	R-3	R-4	R-6	R-7	Sub-Total	Fellow	
Université Laval	Regular Ministry Funded	1		1				2		2
	Non-Ministry Funded								1	1
	TOTAL	1		1				2	1	3
Université de Montréal	Regular Ministry Funded	1		1			1	3		3
	Non-Ministry Funded									
	TOTAL	1		1			1	3		3
McGill University	Regular Ministry Funded					1		1		1
	Non-Ministry Funded	1	1					3	1	4
	TOTAL	1	1					4	1	5
University of Ottawa	Regular Ministry Funded	1					1	2		2
	Non-Ministry Funded									
	TOTAL	1					1	2		2
University of Toronto	Regular Ministry Funded	3			2	2	1	8		8
	Non-Ministry Funded								4	4
	TOTAL	3			2	2	1	8	4	12
McMaster University	Regular Ministry Funded	1	1			1	1	4		4
	Non-Ministry Funded									
	TOTAL	1	1				1	4		4
University of Western Ontario	Regular Ministry Funded	1	1				1	4		4
	Non-Ministry Funded									
	TOTAL	1	1				1	4		4
University of Manitoba	Regular Ministry Funded					1		1		1
	Non-Ministry Funded									
	TOTAL					1		1		1
University of Calgary	Regular Ministry Funded					1	1	2		2
	Non-Ministry Funded									
	TOTAL					1	1	2		2
University of British Columbia	Regular Ministry Funded	1			1			4		4
	Non-Ministry Funded									
	TOTAL	1			1			4		4
Grand Total	Regular Ministry Funded	9	2	2	3	8	7	31		31
	Non-Ministry Funded	1	1			1		3	6	9
	TOTAL	10	3	2	3	9	7	34	6	40

**Table 1
 PAIN MEDICINE
 2012-13 Post-M.D. Trainees
 (Canadian Citizens/Permanent Residents vs Visa Trainees)
 Faculty of Medicine Providing Post-M.D. Training
 By
 Rank**

Faculty of Medicine Providing Post-M.D. Training		Fellows	Total
		Fellow	
University of Manitoba	CC/PR	1	1
	Visa Trainees		
	TOTAL	1	1
Grand Total	CC/PR	1	1
	Visa Trainees		
	TOTAL	1	1

**Table 2
 PAIN MEDICINE
 2012-13 Post-M.D. Trainees
 (Regular Ministry Funded vs All Other Funding)
 Faculty of Medicine Providing Post-M.D. Training
 By
 Rank**

Faculty of Medicine Providing Post-M.D. Training		Fellows	Total
		Fellow	
University of Manitoba	Regular Ministry Funded		
	Non-Ministry Funded	1	1
	TOTAL	1	1
Grand Total	Regular Ministry Funded		
	Non-Ministry Funded	1	1
	TOTAL	1	1

**Table 1
NEURORADIOLOGY
2012-13 Post-M.D. Trainees
(Canadian Citizens/Permanent Residents vs Visa Trainees)
Faculty of Medicine Providing Post-M.D. Training
By
Rank**

Faculty of Medicine Providing Post-M.D. Training		Residents			Fellows	Total
		R-6	R-7	Sub-Total	Fellow	
Dalhousie University	CC/PR					
	Visa Trainees				1	1
	TOTAL				1	1
Université de Montréal	CC/PR		1	1		1
	Visa Trainees		1	1	1	2
	TOTAL		2	2	1	3
McGill University	CC/PR					
	Visa Trainees				1	1
	TOTAL				1	1
University of Ottawa	CC/PR				1	1
	Visa Trainees				1	1
	TOTAL				2	2
University of Toronto	CC/PR		2	2	1	3
	Visa Trainees	1	1	2	9	11
	TOTAL	1	3	4	10	14
University of Western Ontario	CC/PR	1		1		1
	Visa Trainees				1	1
	TOTAL	1		1	1	2
University of Calgary	CC/PR					
	Visa Trainees				3	3
	TOTAL				3	3
University of British Columbia	CC/PR					
	Visa Trainees				4	4
	TOTAL				4	4
Grand Total	CC/PR	1	3	4	2	6
	Visa Trainees	1	2	3	21	24
	TOTAL	2	5	7	23	30

Table 2
NEURORADIOLOGY
2012-13 Post-M.D. Trainees
(Regular Ministry Funded vs All Other Funding)
Faculty of Medicine Providing Post-M.D. Training
By Rank

Faculty of Medicine Providing Post-M.D. Training		Residents			Fellows	Total
		R-6	R-7	Sub-Total	Fellow	
Dalhousie University	Regular Ministry Funded					
	Non-Ministry Funded				1	1
	TOTAL				1	1
Université de Montréal	Regular Ministry Funded		2	2		2
	Non-Ministry Funded				1	1
	TOTAL		2	2	1	3
McGill University	Regular Ministry Funded					
	Non-Ministry Funded				1	1
	TOTAL				1	1
University of Ottawa	Regular Ministry Funded					
	Non-Ministry Funded				2	2
	TOTAL				2	2
University of Toronto	Regular Ministry Funded		2	2		2
	Non-Ministry Funded	1	1	2	10	12
	TOTAL	1	3	4	10	14
University of Western Ontario	Regular Ministry Funded	1		1		1
	Non-Ministry Funded				1	1
	TOTAL	1		1	1	2
University of Calgary	Regular Ministry Funded					
	Non-Ministry Funded				3	3
	TOTAL				3	3
University of British Columbia	Regular Ministry Funded					
	Non-Ministry Funded				4	4
	TOTAL				4	4
Grand Total	Regular Ministry Funded	1	4	5		5
	Non-Ministry Funded	1	1	2	23	25
	TOTAL	2	5	7	23	30

**Table 1
 PEDIATRIC RADIOLOGY
 2012-13 Post-M.D. Trainees
 (Canadian Citizens/Permanent Residents vs Visa Trainees)
 Faculty of Medicine Providing Post-M.D. Training
 By
 Rank**

Faculty of Medicine Providing Post-M.D. Training		Residents			Fellows	Total
		R-5	R-6	Sub-Total	Fellow	
McGill University	CC/PR					
	Visa Trainees	1		1		1
	TOTAL	1		1		1
University of Toronto	CC/PR		1	1	4	5
	Visa Trainees				12	12
	TOTAL		1	1	16	17
University of British Columbia	CC/PR					
	Visa Trainees				3	3
	TOTAL				3	3
Grand Total	CC/PR		1	1	4	5
	Visa Trainees	1		1	15	16
	TOTAL	1	1	2	19	21

**Table 2
 PEDIATRIC RADIOLOGY
 2012-13 Post-M.D. Trainees
 (Regular Ministry Funded vs All Other Funding)
 Faculty of Medicine Providing Post-M.D. Training
 By
 Rank**

Faculty of Medicine Providing Post-M.D. Training		Residents			Fellows	Total
		R-5	R-6	Sub-Total	Fellow	
McGill University	Regular Ministry Funded					
	Non-Ministry Funded	1		1		1
	TOTAL	1		1		1
University of Toronto	Regular Ministry Funded		1	1		1
	Non-Ministry Funded				16	16
	TOTAL		1	1	16	17
University of British Columbia	Regular Ministry Funded					
	Non-Ministry Funded				3	3
	TOTAL				3	3
Grand Total	Regular Ministry Funded		1	1		1
	Non-Ministry Funded	1		1	19	20
	TOTAL	1	1	2	19	21

**Table 1
 ADOLESCENT MEDICINE
 2012-13 Post-M.D. Trainees
 (Canadian Citizens/Permanent Residents vs Visa Trainees)
 Faculty of Medicine Providing Post-M.D. Training
 By
 Rank**

Faculty of Medicine Providing Post-M.D. Training		Residents			Fellows	Total
		R-4	R-5	Sub-Total	Fellow	
McGill University	CC/PR	1		1		1
	Visa Trainees					
	TOTAL	1		1		1
University of Toronto	CC/PR	1	2	3	2	5
	Visa Trainees					
	TOTAL	1	2	3	2	5
University of British Columbia	CC/PR					
	Visa Trainees				1	1
	TOTAL				1	1
Grand Total	CC/PR	2	2	4	2	6
	Visa Trainees				1	1
	TOTAL	2	2	4	3	7

**Table 2
 ADOLESCENT MEDICINE
 2012-13 Post-M.D. Trainees
 (Regular Ministry Funded vs All Other Funding)
 Faculty of Medicine Providing Post-M.D. Training
 By
 Rank**

Faculty of Medicine Providing Post-M.D. Training		Residents			Fellows	Total
		R-4	R-5	Sub-Total	Fellow	
McGill University	Regular Ministry Funded	1		1		1
	Non-Ministry Funded					
	TOTAL	1		1		1
University of Toronto	Regular Ministry Funded	1	2	3		3
	Non-Ministry Funded				2	2
	TOTAL	1	2	3	2	5
University of British Columbia	Regular Ministry Funded					
	Non-Ministry Funded				1	1
	TOTAL				1	1
Grand Total	Regular Ministry Funded	2	2	4		4
	Non-Ministry Funded				3	3
	TOTAL	2	2	4	3	7

Table 1
CARDIOLOGY
2012-13 Post-M.D. Trainees
(Canadian Citizens/Permanent Residents vs Visa Trainees)
Faculty of Medicine Providing Post-M.D. Training
By Rank

Faculty of Medicine Providing Post-M.D. Training			Residents				Fellows	Total	
			R-4	R-5	R-6	R-7	Sub-Total	Fellow	
Dalhousie University	Cardiology (Int.Med.)	CC/PR	2	3	2		7	7	
		Visa Trainees		1	1		2	2	
		TOTAL	2	4	3		9		9
Université Laval	Cardiology (Int.Med.)	CC/PR	6	5	7		18	4	22
		Visa Trainees						10	10
		TOTAL	6	5	7		18	14	32
Université de Sherbrooke	Cardiology (Int.Med.)	CC/PR	1	4	5		10		10
		Visa Trainees						1	1
		TOTAL	1	4	5		10	1	11
Université de Montréal	Cardiology (Int.Med.)	CC/PR	7	4	10	3	24	6	30
		Visa Trainees				1	1	6	7
		TOTAL	7	4	10	4	25	12	37
	Cardiology (Ped.)	CC/PR		1			1	3	4
		Visa Trainees							
		TOTAL		1			1	3	4
McGill University	Cardiology (Int.Med.)	CC/PR	5	5	6		16	1	17
		Visa Trainees	1	3			4	5	9
		TOTAL	6	8	6		20	6	26
	Cardiology (Ped.)	CC/PR	1				1		1
		Visa Trainees		1	1		2		2
		TOTAL	1	1	1		3		3
University of Ottawa	Cardiology (Int.Med.)	CC/PR	3	3	2	1	9	6	15
		Visa Trainees	1	1	2		4	12	16
		TOTAL	4	4	4	1	13	18	31
	Cardiology (Ped.)	CC/PR			2		2		2
		Visa Trainees							
		TOTAL			2		2		2
Queen's University	Cardiology (Int.Med.)	CC/PR	2	2	3		7	1	8
		Visa Trainees						2	2
		TOTAL	2	2	3		7	3	10
University of Toronto	Cardiology (Int.Med.)	CC/PR	9	8	7		24	31	55
		Visa Trainees		1	1		2	37	39
		TOTAL	9	9	8		26	68	94
	Cardiology (Ped.)	CC/PR	2	1	2		5	4	9
		Visa Trainees		1			1	20	21
		TOTAL	2	2	2		6	24	30
McMaster University	Cardiology (Int.Med.)	CC/PR	3	3	4		10	3	13
		Visa Trainees			1		1	14	15
		TOTAL	3	3	5		11	17	28
University of Western Ontario	Cardiology (Int.Med.)	CC/PR	3	4	2		9	2	11
		Visa Trainees		1			1	4	5
		TOTAL	3	5	2		10	6	16
University of Manitoba	Cardiology (Int.Med.)	CC/PR	3	4	2		9		9
		Visa Trainees							
		TOTAL	3	4	2		9		9

(continued)

Table 1
CARDIOLOGY
2012-13 Post-M.D. Trainees
(Canadian Citizens/Permanent Residents vs Visa Trainees)
Faculty of Medicine Providing Post-M.D. Training
By Rank

Faculty of Medicine Providing Post-M.D. Training			Residents					Fellows	Total
			R-4	R-5	R-6	R-7	Sub-Total	Fellow	
University of Saskatchewan	Cardiology (Int.Med.)	CC/PR	3	1	2		6		6
		Visa Trainees							
		TOTAL	3	1	2		6		6
University of Alberta	Cardiology (Int.Med.)	CC/PR	4	2	2		8	5	13
		Visa Trainees	1	1	3		5	8	13
		TOTAL	5	3	5		13	13	26
	Cardiology (Ped.)	CC/PR	1			1	2		2
		Visa Trainees	1	1			2	12	14
		TOTAL	2	1		1	4	12	16
University of Calgary	Cardiology (Int.Med.)	CC/PR	4	3	3		10	5	15
		Visa Trainees		1			1	7	8
		TOTAL	4	4	3		11	12	23
University of British Columbia	Cardiology (Int.Med.)	CC/PR	4	6	5		15	1	16
		Visa Trainees			1		1	5	6
		TOTAL	4	6	6		16	6	22
	Cardiology (Ped.)	CC/PR			3		3		3
		Visa Trainees						2	2
		TOTAL			3		3	2	5
Grand Total	Cardiology (Int.Med.)	CC/PR	59	57	62	4	182	65	247
		Visa Trainees	3	9	9	1	22	111	133
		TOTAL	62	66	71	5	204	176	380
	Cardiology (Ped.)	CC/PR	4	2	7	1	14	7	21
		Visa Trainees	1	3	1		5	34	39
		TOTAL	5	5	8	1	19	41	60
Total			67	71	79	6	223	217	440

Table 2
CARDIOLOGY
2012-13 Post-M.D. Trainees
(Regular Ministry Funded vs All Other Funding)
Faculty of Medicine Providing Post-M.D. Training
By Rank

Faculty of Medicine Providing Post-M.D. Training			Residents					Fellows	Total
			R-4	R-5	R-6	R-7	Sub-Total	Fellow	
Dalhousie University	Cardiology (Int.Med.)	Regular Ministry Funded	2	2	2		6		6
		Non-Ministry Funded		2	1		3		3
		TOTAL	2	4	3		9		9
Université Laval	Cardiology (Int.Med.)	Regular Ministry Funded	6	5	7		18		18
		Non-Ministry Funded						14	14
		TOTAL	6	5	7		18	14	32
Université de Sherbrooke	Cardiology (Int.Med.)	Regular Ministry Funded	1	4	5		10		10
		Non-Ministry Funded						1	1
		TOTAL	1	4	5		10	1	11
Université de Montréal	Cardiology (Int.Med.)	Regular Ministry Funded	7	4	10	4	25	1	26
		Non-Ministry Funded						11	11
		TOTAL	7	4	10	4	25	12	37
	Cardiology (Ped.)	Regular Ministry Funded		1			1	3	4
		Non-Ministry Funded							
		TOTAL		1			1	3	4
McGill University	Cardiology (Int.Med.)	Regular Ministry Funded	5	5	6		16		16
		Non-Ministry Funded	1	3			4	6	10
		TOTAL	6	8	6		20	6	26
	Cardiology (Ped.)	Regular Ministry Funded	1				1		1
		Non-Ministry Funded		1	1		2		2
		TOTAL	1	1	1		3		3
University of Ottawa	Cardiology (Int.Med.)	Regular Ministry Funded	3	3	2	1	9		9
		Non-Ministry Funded	1	1	2		4	18	22
		TOTAL	4	4	4	1	13	18	31
	Cardiology (Ped.)	Regular Ministry Funded			2		2		2
		Non-Ministry Funded							
		TOTAL			2		2		2
Queen's University	Cardiology (Int.Med.)	Regular Ministry Funded	2	2	3		7		7
		Non-Ministry Funded						3	3
		TOTAL	2	2	3		7	3	10
University of Toronto	Cardiology (Int.Med.)	Regular Ministry Funded	9	8	7		24		24
		Non-Ministry Funded		1	1		2	68	70
		TOTAL	9	9	8		26	68	94
	Cardiology (Ped.)	Regular Ministry Funded	2	1	2		5		5
		Non-Ministry Funded		1			1	24	25
		TOTAL	2	2	2		6	24	30
McMaster University	Cardiology (Int.Med.)	Regular Ministry Funded	3	3	4		10		10
		Non-Ministry Funded			1		1	17	18
		TOTAL	3	3	5		11	17	28
University of Western Ontario	Cardiology (Int.Med.)	Regular Ministry Funded	3	4	2		9		9
		Non-Ministry Funded		1			1	6	7
		TOTAL	3	5	2		10	6	16
University of Manitoba	Cardiology (Int.Med.)	Regular Ministry Funded	2	4	2		8		8
		Non-Ministry Funded	1				1		1
		TOTAL	3	4	2		9		9
University of Saskatchewan	Cardiology (Int.Med.)	Regular Ministry Funded	3	1	2		6		6
		Non-Ministry Funded							
		TOTAL	3	1	2		6		6

(continued)

Table 2
CARDIOLOGY
2012-13 Post-M.D. Trainees
(Regular Ministry Funded vs All Other Funding)
Faculty of Medicine Providing Post-M.D. Training
By
Rank

Faculty of Medicine Providing Post-M.D. Training			Residents					Fellows	Total
			R-4	R-5	R-6	R-7	Sub-Total	Fellow	
University of Alberta	Cardiology (Int.Med.)	Regular Ministry Funded	4	2	2		8		8
		Non-Ministry Funded	1	1	3		5	13	18
		TOTAL	5	3	5		13	13	26
	Cardiology (Ped.)	Regular Ministry Funded	1				1		1
		Non-Ministry Funded	1	1		1	3	12	15
		TOTAL	2	1		1	4	12	16
University of Calgary	Cardiology (Int.Med.)	Regular Ministry Funded	4	3	3		10	1	11
		Non-Ministry Funded		1			1	11	12
		TOTAL	4	4	3		11	12	23
University of British Columbia	Cardiology (Int.Med.)	Regular Ministry Funded	4	6	5		15		15
		Non-Ministry Funded			1		1	6	7
		TOTAL	4	6	6		16	6	22
	Cardiology (Ped.)	Regular Ministry Funded			3		3		3
		Non-Ministry Funded						2	2
		TOTAL			3		3	2	5
Grand Total	Cardiology (Int.Med.)	Regular Ministry Funded	58	56	62	5	181	2	183
		Non-Ministry Funded	4	10	9		23	174	197
		TOTAL	62	66	71	5	204	176	380
	Cardiology (Ped.)	Regular Ministry Funded	4	2	7		13	3	16
		Non-Ministry Funded	1	3	1	1	6	38	44
		TOTAL	5	5	8	1	19	41	60
Total						223	217	440	

Table 1
CLINICAL IMMUNOLOGY AND ALLERGY
2012-13 Post-M.D. Trainees
(Canadian Citizens/Permanent Residents vs Visa Trainees)
Faculty of Medicine Providing Post-M.D. Training
By Rank

Faculty of Medicine Providing Post-M.D. Training			Residents				Fellows	Total
			R-4	R-5	R-6	Sub-Total	Fellow	
Dalhousie University	Clin. Imm./Allergy (Ped.)	CC/PR			1	1		1
		Visa Trainees						
		TOTAL			1	1		1
Université de Montréal	Clin. Imm./Allergy (Int. Med.)	CC/PR	2	2		4		4
		Visa Trainees						
		TOTAL	2	2		4		4
	Clin. Imm./Allergy (Ped.)	CC/PR	2			2	1	3
		Visa Trainees						
		TOTAL	2			2	1	3
McGill University	Clin. Imm./Allergy (Int. Med.)	CC/PR	1			1		1
		Visa Trainees	1			1		1
		TOTAL	2			2		2
	Clin. Imm./Allergy (Ped.)	CC/PR	1	1		2		2
		Visa Trainees		2		2		2
		TOTAL	1	3		4		4
University of Toronto	Clin. Imm./Allergy (Int. Med.)	CC/PR	2	2		4		4
		Visa Trainees						
		TOTAL	2	2		4		4
	Clin. Imm./Allergy (Ped.)	CC/PR		5		5		5
		Visa Trainees					2	2
		TOTAL		5		5	2	7
McMaster University	Clin. Imm./Allergy (Int. Med.)	CC/PR	2	2		4	1	5
		Visa Trainees					1	1
		TOTAL	2	2		4	2	6
	Clin. Imm./Allergy (Ped.)	CC/PR		2		2		2
		Visa Trainees						
		TOTAL		2		2		2
University of Western Ontario	Clin. Imm./Allergy (Int. Med.)	CC/PR	1	1		2		2
		Visa Trainees						
		TOTAL	1	1		2		2
University of Manitoba	Clin. Imm./Allergy (Int. Med.)	CC/PR			1	1		1
		Visa Trainees						
		TOTAL			1	1		1
	Clin. Imm./Allergy (Ped.)	CC/PR		3	1	4		4
		Visa Trainees						
		TOTAL		3	1	4		4
University of British Columbia	Clin. Imm./Allergy (Int. Med.)	CC/PR	1			1		1
		Visa Trainees						
		TOTAL	1			1		1
	Clin. Imm./Allergy (Ped.)	CC/PR		2		2		2
		Visa Trainees						
		TOTAL		2		2		2

(continued)

Table 1
CLINICAL IMMUNOLOGY AND ALLERGY
2012-13 Post-M.D. Trainees
(Canadian Citizens/Permanent Residents vs Visa Trainees)
Faculty of Medicine Providing Post-M.D. Training
By Rank

Faculty of Medicine Providing Post-M.D. Training			Residents				Fellows	Total
			R-4	R-5	R-6	Sub-Total	Fellow	
Grand Total	Clin. Imm./Allergy (Int. Med.)	CC/PR	9	7	1	17	1	18
		Visa Trainees	1			1	1	2
		TOTAL	10	7	1	18	2	20
	Clin. Imm./Allergy (Ped.)	CC/PR	3	13	2	18	1	19
		Visa Trainees		2		2	2	4
		TOTAL	3	15	2	20	3	23
Total		13	22	3	38	5	43	

Table 2
CLINICAL IMMUNOLOGY AND ALLERGY
2012-13 Post-M.D. Trainees
(Regular Ministry Funded vs All Other Funding)
Faculty of Medicine Providing Post-M.D. Training
By Rank

Faculty of Medicine Providing Post-M.D. Training			Residents				Fellows	Total
			R-4	R-5	R-6	Sub-Total	Fellow	
Dalhousie University	Clin. Imm./Allergy (Ped.)	Regular Ministry Funded			1	1		1
		Non-Ministry Funded						
		TOTAL			1	1		1
Université de Montréal	Clin. Imm./Allergy (Int. Med.)	Regular Ministry Funded	2	2		4		4
		Non-Ministry Funded						
	TOTAL	2	2		4		4	
	Clin. Imm./Allergy (Ped.)	Regular Ministry Funded	2			2	1	3
Non-Ministry Funded								
TOTAL	2			2	1	3		
McGill University	Clin. Imm./Allergy (Int. Med.)	Regular Ministry Funded	1			1		1
		Non-Ministry Funded	1			1		1
	TOTAL	2			2		2	
	Clin. Imm./Allergy (Ped.)	Regular Ministry Funded	1	1		2		2
Non-Ministry Funded			2		2		2	
TOTAL	1	3		4		4		
University of Toronto	Clin. Imm./Allergy (Int. Med.)	Regular Ministry Funded	2	2		4		4
		Non-Ministry Funded						
	TOTAL	2	2		4		4	
	Clin. Imm./Allergy (Ped.)	Regular Ministry Funded		4		4		4
Non-Ministry Funded			1		1	2	3	
TOTAL		5		5	2	7		
McMaster University	Clin. Imm./Allergy (Int. Med.)	Regular Ministry Funded	2	2		4		4
		Non-Ministry Funded					2	2
	TOTAL	2	2		4	2	6	
	Clin. Imm./Allergy (Ped.)	Regular Ministry Funded		2		2		2
Non-Ministry Funded								
TOTAL		2		2		2		
University of Western Ontario	Clin. Imm./Allergy (Int. Med.)	Regular Ministry Funded	1	1		2		2
		Non-Ministry Funded						
TOTAL	1	1		2		2		
University of Manitoba	Clin. Imm./Allergy (Int. Med.)	Regular Ministry Funded			1	1		1
		Non-Ministry Funded						
	TOTAL			1	1		1	
University of British Columbia	Clin. Imm./Allergy (Int. Med.)	Regular Ministry Funded		3	1	4		4
		Non-Ministry Funded						
	TOTAL		3	1	4		4	
University of British Columbia	Clin. Imm./Allergy (Int. Med.)	Regular Ministry Funded	1			1		1
		Non-Ministry Funded						
	TOTAL	1			1		1	
	Clin. Imm./Allergy (Ped.)	Regular Ministry Funded		2		2		2
Non-Ministry Funded								
TOTAL		2		2		2		
Grand Total	Clin. Imm./Allergy (Int. Med.)	Regular Ministry Funded	9	7	1	17		17
		Non-Ministry Funded	1			1	2	3
	TOTAL	10	7	1	18	2	20	
	Clin. Imm./Allergy (Ped.)	Regular Ministry Funded	3	12	1	16	1	17
Non-Ministry Funded			3	1	4	2	6	
TOTAL	3	15	2	20	3	23		
Total			13	22	3	38	5	43

Table 1
CLINICAL PHARMACOLOGY AND TOXICOLOGY
2012-13 Post-M.D. Trainees
(Canadian Citizens/Permanent Residents vs Visa Trainees)
Faculty of Medicine Providing Post-M.D. Training
By Rank

Faculty of Medicine Providing Post-M.D. Training			Residents				Fellows	Total
			R-4	R-5	R-6	Sub-Total	Fellow	
University of Toronto	Clinical Pharmacology and Toxicology (Int.Med.)	CC/PR	1	1	1	3	1	4
		Visa Trainees						
		TOTAL	1	1	1	3	1	4
University of Toronto	Clinical Pharmacology and Toxicology (Ped.)	CC/PR					4	4
		Visa Trainees					4	4
		TOTAL					4	4
University of Western Ontario	Clinical Pharmacology and Toxicology (Int.Med.)	CC/PR	1		1	2		2
		Visa Trainees						
		TOTAL	1		1	2		2
Grand Total	Clinical Pharmacology and Toxicology (Int.Med.)	CC/PR	2	1	2	5	1	6
		Visa Trainees						
		TOTAL	2	1	2	5	1	6
Grand Total	Clinical Pharmacology and Toxicology (Ped.)	CC/PR					4	4
		Visa Trainees					4	4
		TOTAL					4	4
Total								
			2	1	2	5	5	10

Table 2
CLINICAL PHARMACOLOGY AND TOXICOLOGY
2012-13 Post-M.D. Trainees
(Regular Ministry Funded vs All Other Funding)
Faculty of Medicine Providing Post-M.D. Training
By
Rank

Faculty of Medicine Providing Post-M.D. Training			Residents				Fellows	Total
			R-4	R-5	R-6	Sub-Total	Fellow	
University of Toronto	Clinical Pharmacology and Toxicology (Int.Med.)	Regular Ministry Funded	1	1	1	3		3
		Non-Ministry Funded					1	1
		TOTAL	1	1	1	3	1	4
University of Toronto	Clinical Pharmacology and Toxicology (Ped.)	Regular Ministry Funded					4	4
		Non-Ministry Funded					4	4
		TOTAL					4	4
University of Western Ontario	Clinical Pharmacology and Toxicology (Int.Med.)	Regular Ministry Funded	1		1	2		2
		Non-Ministry Funded						
		TOTAL	1		1	2		2
Grand Total	Clinical Pharmacology and Toxicology (Int.Med.)	Regular Ministry Funded	2	1	2	5		5
		Non-Ministry Funded					1	1
		TOTAL	2	1	2	5	1	6
Grand Total	Clinical Pharmacology and Toxicology (Ped.)	Regular Ministry Funded					4	4
		Non-Ministry Funded					4	4
		TOTAL					4	4
Total			2	1	2	5	5	10

Table 1
CRITICAL CARE
2012-13 Post-M.D. Trainees
(Canadian Citizens/Permanent Residents vs Visa Trainees)
Faculty of Medicine Providing Post-M.D. Training
By Rank

Faculty of Medicine Providing Post-M.D. Training			Residents					Fellows	Total
			R-4	R-5	R-6	R-7	Sub-Total	Fellow	
Dalhousie University	Critical Care (Anes.)	CC/PR			1		1		1
		Visa Trainees							
		TOTAL			1		1		1
	Critical Care (Surgery)	CC/PR				1	1		1
		Visa Trainees							
		TOTAL				1	1		1
Université Laval	Critical Care (Emergency Med.)	CC/PR			1		1		1
		Visa Trainees							
		TOTAL			1		1		1
Université de Montréal	Critical Care (Anes.)	CC/PR			1		1		1
		Visa Trainees							
		TOTAL			1		1		1
	Critical Care (Int.Med)	CC/PR		1	3		4		4
		Visa Trainees							
		TOTAL		1	3		4		4
Critical Care (Ped.)	CC/PR	1	3			4		4	
	Visa Trainees						1	1	
	TOTAL	1	3			4	1	5	
McGill University	Critical Care (Anes.)	CC/PR			1		1		1
		Visa Trainees							
		TOTAL			1		1		1
	Critical Care (Emergency Med.)	CC/PR			1		1		1
		Visa Trainees							
		TOTAL			1		1		1
	Critical Care (Int.Med)	CC/PR		3	1		4		4
		Visa Trainees		1	1		2		2
		TOTAL		4	2		6		6
	Critical Care (Ped.)	CC/PR	1	1			2		2
		Visa Trainees		2			2		2
		TOTAL	1	3			4		4
University of Ottawa	Critical Care (Anes.)	CC/PR				2	2		2
		Visa Trainees							
		TOTAL				2	2		2
	Critical Care (Emergency Med.)	CC/PR				1	1		1
		Visa Trainees							
		TOTAL				1	1		1
	Critical Care (Int.Med)	CC/PR	1	1	1		3		3
		Visa Trainees						2	2
		TOTAL	1	1	1		3	2	5
	Critical Care (Ped.)	CC/PR		2			2	1	3
		Visa Trainees						1	1
		TOTAL		2			2	2	4
Queen's University	Critical Care (Anes.)	CC/PR		1	1	1	3		3
		Visa Trainees							
		TOTAL		1	1	1	3		3

(continued)

Table 1
CRITICAL CARE
2012-13 Post-M.D. Trainees
(Canadian Citizens/Permanent Residents vs Visa Trainees)
Faculty of Medicine Providing Post-M.D. Training
By Rank

Faculty of Medicine Providing Post-M.D. Training			Residents					Fellows	Total
			R-4	R-5	R-6	R-7	Sub-Total	Fellow	
Queen's University	Critical Care (Int.Med)	CC/PR				2	2		2
		Visa Trainees							
		TOTAL				2	2		2
	Critical Care (Surgery)	CC/PR	1				1		1
		Visa Trainees							
		TOTAL	1				1		1
University of Toronto	Critical Care (Anes.)	CC/PR			1	1	2		2
		Visa Trainees							
		TOTAL			1	1	2		2
	Critical Care (Emergency Med.)	CC/PR				1	1		1
		Visa Trainees							
		TOTAL				1	1		1
	Critical Care (Int.Med)	CC/PR	5	8			13	5	18
		Visa Trainees						20	20
		TOTAL	5	8			13	25	38
	Critical Care (Ped.)	CC/PR	1	2		1	4	1	5
		Visa Trainees		1			1	17	18
		TOTAL	1	3		1	5	18	23
Critical Care (Surgery)	CC/PR			2		2	2	4	
	Visa Trainees								
	TOTAL			2		2	2	4	
McMaster University	Critical Care (Anes.)	CC/PR			1	1		1	
		Visa Trainees							
		TOTAL			1		1		1
	Critical Care (Int.Med)	CC/PR	3	3		1	7		7
		Visa Trainees	1				1	2	3
		TOTAL	4	3		1	8	2	10
Critical Care (Ped.)	CC/PR								
	Visa Trainees						4	4	
	TOTAL						4	4	
University of Western Ontario	Critical Care (Anes.)	CC/PR		1			1		1
		Visa Trainees							
		TOTAL		1			1		1
	Critical Care (Emergency Med.)	CC/PR		1			1		1
		Visa Trainees							
		TOTAL		1			1		1
	Critical Care (Int.Med)	CC/PR	3	3	1	3	10		10
		Visa Trainees			1		1	1	2
		TOTAL	3	3	2	3	11	1	12
	Critical Care (Ped.)	CC/PR							
		Visa Trainees						3	3
		TOTAL						3	3
Critical Care (Surgery)	CC/PR			1		1		1	
	Visa Trainees								
	TOTAL			1		1		1	

(continued)

Table 1
CRITICAL CARE
2012-13 Post-M.D. Trainees
(Canadian Citizens/Permanent Residents vs Visa Trainees)
Faculty of Medicine Providing Post-M.D. Training
By Rank

Faculty of Medicine Providing Post-M.D. Training			Residents					Fellows	Total
			R-4	R-5	R-6	R-7	Sub-Total	Fellow	
University of Manitoba	Critical Care (Anes.)	CC/PR			1		1		1
		Visa Trainees							
		TOTAL			1		1		1
	Critical Care (Emergency Med.)	CC/PR				1	1		1
		Visa Trainees							
		TOTAL				1	1		1
	Critical Care (Int.Med)	CC/PR		1	2		3	1	4
		Visa Trainees							
		TOTAL		1	2		3	1	4
University of Alberta	Critical Care (Anes.)	CC/PR							
		Visa Trainees			1		1		1
		TOTAL			1		1		1
	Critical Care (Int.Med)	CC/PR				1	1		1
		Visa Trainees						1	1
		TOTAL				1	1	1	2
	Critical Care (Ped.)	CC/PR	1	1			2		2
		Visa Trainees		1			1	3	4
		TOTAL	1	2			3	3	6
Critical Care (Surgery)	CC/PR				1	1		1	
	Visa Trainees			1		1		1	
	TOTAL			1	1	2		2	
University of Calgary	Critical Care (Int.Med)	CC/PR	1	2	2	2	7		7
		Visa Trainees						2	2
		TOTAL	1	2	2	2	7	2	9
	Critical Care (Surgery)	CC/PR			1		1		1
		Visa Trainees							
		TOTAL			1		1		1
University of British Columbia	Critical Care (Anes.)	CC/PR				1	1		1
		Visa Trainees							
		TOTAL				1	1		1
	Critical Care (Emergency Med.)	CC/PR			1	1	2		2
		Visa Trainees							
		TOTAL			1	1	2		2
	Critical Care (Int.Med)	CC/PR		2			2		2
		Visa Trainees						1	1
		TOTAL		2			2	1	3
	Critical Care (Ped.)	CC/PR				1	1		1
		Visa Trainees							
		TOTAL				1	1		1
	Critical Care (Surgery)	CC/PR			1		1	1	2
		Visa Trainees						1	1
		TOTAL			1		1	2	3
Grand Total	Critical Care (Anes.)	CC/PR		2	7	5	14		14
		Visa Trainees			1		1		1
		TOTAL		2	8	5	15		15

(continued)

Table 1
CRITICAL CARE
2012-13 Post-M.D. Trainees
(Canadian Citizens/Permanent Residents vs Visa Trainees)
Faculty of Medicine Providing Post-M.D. Training
By Rank

Faculty of Medicine Providing Post-M.D. Training			Residents					Fellows	Total
			R-4	R-5	R-6	R-7	Sub-Total	Fellow	
Grand Total	Critical Care (Emergency Med.)	CC/PR		1	3	4	8		8
		Visa Trainees							
		TOTAL		1	3	4	8		8
	Critical Care (Int.Med)	CC/PR	13	24	10	9	56	6	62
		Visa Trainees	1	1	2		4	29	33
		TOTAL	14	25	12	9	60	35	95
	Critical Care (Ped.)	CC/PR	4	9		2	15	2	17
		Visa Trainees		4			4	29	33
		TOTAL	4	13		2	19	31	50
	Critical Care (Surgery)	CC/PR	1		5	2	8	3	11
		Visa Trainees			1		1	1	2
		TOTAL	1		6	2	9	4	13
	Total		19	41	29	22	111	70	181

Table 2
CRITICAL CARE
2012-13 Post-M.D. Trainees
(Regular Ministry Funded vs All Other Funding)
Faculty of Medicine Providing Post-M.D. Training
By Rank

Faculty of Medicine Providing Post-M.D. Training			Residents					Fellows	Total
			R-4	R-5	R-6	R-7	Sub-Total	Fellow	
Dalhousie University	Critical Care (Anes.)	Regular Ministry Funded			1		1		1
		Non-Ministry Funded							
		TOTAL			1		1		1
	Critical Care (Surgery)	Regular Ministry Funded				1	1		1
		Non-Ministry Funded							
		TOTAL				1	1		1
Université Laval	Critical Care (Emergency Med.)	Regular Ministry Funded			1		1		1
		Non-Ministry Funded							
		TOTAL			1		1		1
Université de Montréal	Critical Care (Anes.)	Regular Ministry Funded			1		1		1
		Non-Ministry Funded							
		TOTAL			1		1		1
	Critical Care (Int.Med)	Regular Ministry Funded		1	3		4		4
		Non-Ministry Funded							
		TOTAL		1	3		4		4
	Critical Care (Ped.)	Regular Ministry Funded	1	3			4		4
		Non-Ministry Funded						1	1
		TOTAL	1	3			4	1	5
McGill University	Critical Care (Anes.)	Regular Ministry Funded			1		1		1
		Non-Ministry Funded							
		TOTAL			1		1		1
	Critical Care (Emergency Med.)	Regular Ministry Funded			1		1		1
		Non-Ministry Funded							
		TOTAL			1		1		1
	Critical Care (Int.Med)	Regular Ministry Funded		3	1		4		4
		Non-Ministry Funded		1	1		2		2
		TOTAL		4	2		6		6
	Critical Care (Ped.)	Regular Ministry Funded	1	1			2		2
		Non-Ministry Funded		2			2		2
		TOTAL	1	3			4		4
University of Ottawa	Critical Care (Anes.)	Regular Ministry Funded				2	2		2
		Non-Ministry Funded							
		TOTAL				2	2		2
	Critical Care (Emergency Med.)	Regular Ministry Funded				1	1		1
		Non-Ministry Funded							
		TOTAL				1	1		1
	Critical Care (Int.Med)	Regular Ministry Funded	1	1			2		2
		Non-Ministry Funded			1		1	2	3
		TOTAL	1	1	1		3	2	5
	Critical Care (Ped.)	Regular Ministry Funded		2			2		2
		Non-Ministry Funded						2	2
		TOTAL		2			2	2	4
Queen's University	Critical Care (Anes.)	Regular Ministry Funded		1	1	1	3		3
		Non-Ministry Funded							
		TOTAL		1	1	1	3		3
	Critical Care (Int.Med)	Regular Ministry Funded				2	2		2
		Non-Ministry Funded							
		TOTAL				2	2		2
	Critical Care (Surgery)	Regular Ministry Funded	1				1		1
		Non-Ministry Funded							
		TOTAL	1				1		1

(continued)

Table 2
CRITICAL CARE
2012-13 Post-M.D. Trainees
(Regular Ministry Funded vs All Other Funding)
Faculty of Medicine Providing Post-M.D. Training
By Rank

Faculty of Medicine Providing Post-M.D. Training			Residents					Fellows	Total
			R-4	R-5	R-6	R-7	Sub-Total	Fellow	
University of Toronto	Critical Care (Anes.)	Regular Ministry Funded			1	1	2		2
		Non-Ministry Funded							
		TOTAL			1	1	2		2
	Critical Care (Emergency Med.)	Regular Ministry Funded				1	1		1
		Non-Ministry Funded							
		TOTAL				1	1		1
	Critical Care (Int.Med)	Regular Ministry Funded	5	8			13		13
		Non-Ministry Funded						25	25
		TOTAL	5	8			13	25	38
	Critical Care (Ped.)	Regular Ministry Funded	1	2		1	4		4
		Non-Ministry Funded		1			1	18	19
		TOTAL	1	3		1	5	18	23
	Critical Care (Surgery)	Regular Ministry Funded			1		1		1
		Non-Ministry Funded			1		1	2	3
		TOTAL			2		2	2	4
McMaster University	Critical Care (Anes.)	Regular Ministry Funded			1		1		1
		Non-Ministry Funded							
		TOTAL			1		1		1
	Critical Care (Int.Med)	Regular Ministry Funded	2	3		1	6		6
		Non-Ministry Funded	2				2	2	4
		TOTAL	4	3		1	8	2	10
Critical Care (Ped.)	Regular Ministry Funded						4	4	
	Non-Ministry Funded								
	TOTAL						4	4	
University of Western Ontario	Critical Care (Anes.)	Regular Ministry Funded		1			1		1
		Non-Ministry Funded							
		TOTAL		1			1		1
	Critical Care (Emergency Med.)	Regular Ministry Funded		1			1		1
		Non-Ministry Funded							
		TOTAL		1			1		1
	Critical Care (Int.Med)	Regular Ministry Funded	3	3	1	1	8		8
		Non-Ministry Funded			1	2	3	1	4
		TOTAL	3	3	2	3	11	1	12
	Critical Care (Ped.)	Regular Ministry Funded							
		Non-Ministry Funded						3	3
		TOTAL						3	3
Critical Care (Surgery)	Regular Ministry Funded			1		1		1	
	Non-Ministry Funded								
	TOTAL			1		1		1	
University of Manitoba	Critical Care (Anes.)	Regular Ministry Funded			1		1		1
		Non-Ministry Funded							
		TOTAL			1		1		1
	Critical Care (Emergency Med.)	Regular Ministry Funded				1	1		1
		Non-Ministry Funded							
		TOTAL				1	1		1
Critical Care (Int.Med)	Regular Ministry Funded		1	2		3		3	
	Non-Ministry Funded						1	1	
	TOTAL		1	2		3	1	4	
University of Alberta	Critical Care (Anes.)	Regular Ministry Funded			1		1		1
		Non-Ministry Funded							
		TOTAL			1		1		1

(continued)

Table 2
CRITICAL CARE
2012-13 Post-M.D. Trainees
(Regular Ministry Funded vs All Other Funding)
Faculty of Medicine Providing Post-M.D. Training
By Rank

Faculty of Medicine Providing Post-M.D. Training			Residents					Fellows	Total
			R-4	R-5	R-6	R-7	Sub-Total	Fellow	
University of Alberta	Critical Care (Int.Med)	Regular Ministry Funded				1	1		1
		Non-Ministry Funded						1	1
		TOTAL				1	1	1	2
	Critical Care (Ped.)	Regular Ministry Funded	1	1			2		2
		Non-Ministry Funded		1			1	3	4
		TOTAL	1	2			3	3	6
	Critical Care (Surgery)	Regular Ministry Funded				1	1		1
		Non-Ministry Funded			1		1		1
		TOTAL			1	1	2		2
University of Calgary	Critical Care (Int.Med)	Regular Ministry Funded	1	2	2	2	7		7
		Non-Ministry Funded						2	2
		TOTAL	1	2	2	2	7	2	9
University of British Columbia	Critical Care (Surgery)	Regular Ministry Funded			1		1		1
		Non-Ministry Funded							
		TOTAL			1		1		1
University of British Columbia	Critical Care (Anes.)	Regular Ministry Funded				1	1		1
		Non-Ministry Funded							
		TOTAL				1	1		1
	Critical Care (Emergency Med.)	Regular Ministry Funded			1	1	2		2
		Non-Ministry Funded							
		TOTAL			1	1	2		2
	Critical Care (Int.Med)	Regular Ministry Funded		2			2		2
		Non-Ministry Funded						1	1
		TOTAL		2			2	1	3
Critical Care (Ped.)	Regular Ministry Funded				1	1		1	
	Non-Ministry Funded								
	TOTAL				1	1		1	
Critical Care (Surgery)	Regular Ministry Funded			1		1		1	
	Non-Ministry Funded						2	2	
	TOTAL			1		1	2	3	
Grand Total	Critical Care (Anes.)	Regular Ministry Funded		2	7	5	14		14
		Non-Ministry Funded			1		1		1
		TOTAL		2	8	5	15		15
	Critical Care (Emergency Med.)	Regular Ministry Funded		1	3	4	8		8
		Non-Ministry Funded							
		TOTAL		1	3	4	8		8
	Critical Care (Int.Med)	Regular Ministry Funded	12	24	9	7	52		52
		Non-Ministry Funded	2	1	3	2	8	35	43
		TOTAL	14	25	12	9	60	35	95
Critical Care (Ped.)	Regular Ministry Funded	4	9		2	15		15	
	Non-Ministry Funded		4			4	31	35	
	TOTAL	4	13		2	19	31	50	
Critical Care (Surgery)	Regular Ministry Funded	1		4	2	7		7	
	Non-Ministry Funded			2		2	4	6	
	TOTAL	1		6	2	9	4	13	
Total		19	41	29	22	111	70	181	

**Table 1
DEVELOPMENTAL PEDIATRICS
2012-13 Post-M.D. Trainees
(Canadian Citizens/Permanent Residents vs Visa Trainees)
Faculty of Medicine Providing Post-M.D. Training
By
Rank**

Faculty of Medicine Providing Post-M.D. Training		Residents				Fellows	Total
		R-4	R-5	R-6	Sub-Total	Fellow	
Université de Montréal	CC/PR	1	1		2		2
	Visa Trainees						
	TOTAL	1	1		2		2
University of Toronto	CC/PR	2	3		5	2	7
	Visa Trainees					1	1
	TOTAL	2	3		5	3	8
McMaster University	CC/PR	1			1		1
	Visa Trainees						
	TOTAL	1			1		1
University of Manitoba	CC/PR		1		1		1
	Visa Trainees						
	TOTAL		1		1		1
University of Alberta	CC/PR						
	Visa Trainees					3	3
	TOTAL					3	3
University of Calgary	CC/PR			1	1		1
	Visa Trainees						
	TOTAL			1	1		1
University of British Columbia	CC/PR		1		1		1
	Visa Trainees						
	TOTAL		1		1		1
Grand Total	CC/PR	4	6	1	11	2	13
	Visa Trainees					4	4
	TOTAL	4	6	1	11	6	17

Table 2
DEVELOPMENT PEDIATRICS
2012-13 Post-M.D. Trainees
(Regular Ministry Funded vs All Other Funding)
Faculty of Medicine Providing Post-M.D. Training
By Rank

Faculty of Medicine Providing Post-M.D. Training		Residents				Fellows	Total
		R-4	R-5	R-6	Sub-Total	Fellow	
Université de Montréal	Regular Ministry Funded	1	1		2		2
	Non-Ministry Funded						
	TOTAL	1	1		2		2
University of Toronto	Regular Ministry Funded	2	2		4		4
	Non-Ministry Funded		1		1	3	4
	TOTAL	2	3		5	3	8
McMaster University	Regular Ministry Funded	1			1		1
	Non-Ministry Funded						
	TOTAL	1			1		1
University of Manitoba	Regular Ministry Funded		1		1		1
	Non-Ministry Funded						
	TOTAL		1		1		1
University of Alberta	Regular Ministry Funded						
	Non-Ministry Funded					3	3
	TOTAL					3	3
University of Calgary	Regular Ministry Funded			1	1		1
	Non-Ministry Funded						
	TOTAL			1	1		1
University of British Columbia	Regular Ministry Funded		1		1		1
	Non-Ministry Funded						
	TOTAL		1		1		1
Grand Total	Regular Ministry Funded	4	5	1	10		10
	Non-Ministry Funded		1		1	6	7
	TOTAL	4	6	1	11	6	17

Table 1
ENDOCRINOLOGY AND METABOLISM
2012-13 Post-M.D. Trainees
(Canadian Citizens/Permanent Residents vs Visa Trainees)
Faculty of Medicine Providing Post-M.D. Training
By Rank

Faculty of Medicine Providing Post-M.D. Training			Residents					Fellows	Total
			R-4	R-5	R-6	R-7	Sub-Total	Fellow	
Dalhousie University	Endocrinology/Met. (Int.Med.)	CC/PR	1				1		1
		Visa Trainees		1			1		1
		TOTAL	1	1			2		2
Université de Sherbrooke	Endocrinology/Met. (Int.Med.)	CC/PR	2				2		2
		Visa Trainees							
		TOTAL	2				2		2
Université de Montréal	Endocrinology/Met. (Int.Med.)	CC/PR	2	4			6	1	7
		Visa Trainees							
		TOTAL	2	4			6	1	7
	Endocrinology/Met. (Ped.)	CC/PR		2			2		2
		Visa Trainees						1	1
		TOTAL		2			2	1	3
McGill University	Endocrinology/Met. (Int.Med.)	CC/PR	1	5	2		8		8
		Visa Trainees	1				1		1
		TOTAL	2	5	2		9		9
	Endocrinology/Met. (Ped.)	CC/PR		1	1		2		2
		Visa Trainees	1				1	1	2
		TOTAL	1	1	1		3	1	4
University of Ottawa	Endocrinology/Met. (Int.Med.)	CC/PR		1		1	2		2
		Visa Trainees	1				1	1	2
		TOTAL	1	1		1	3	1	4
	Endocrinology/Met. (Ped.)	CC/PR	1				1	1	2
		Visa Trainees						1	1
		TOTAL	1				1	2	3
University of Toronto	Endocrinology/Met. (Int.Med.)	CC/PR	2	9			11	1	12
		Visa Trainees	1				1	5	6
		TOTAL	3	9			12	6	18
	Endocrinology/Met. (Ped.)	CC/PR	1	2			3	1	4
		Visa Trainees						5	5
		TOTAL	1	2			3	6	9
McMaster University	Endocrinology/Met. (Int.Med.)	CC/PR	1	1			2		2
		Visa Trainees						1	1
		TOTAL	1	1			2	1	3
University of Western Ontario	Endocrinology/Met. (Int.Med.)	CC/PR	1	2			3		3
		Visa Trainees		1			1	1	2
		TOTAL	1	3			4	1	5
University of Manitoba	Endocrinology/Met. (Int.Med.)	CC/PR		1			1		1
		Visa Trainees							
		TOTAL		1			1		1
University of Alberta	Endocrinology/Met. (Int.Med.)	CC/PR	1	4			5	1	6
		Visa Trainees							
		TOTAL	1	4			5	1	6
University of Calgary	Endocrinology/Met. (Int.Med.)	CC/PR	2	1			3		3
		Visa Trainees							
		TOTAL	2	1			3		3

(continued)

Table 1
ENDOCRINOLOGY AND METABOLISM
2012-13 Post-M.D. Trainees
(Canadian Citizens/Permanent Residents vs Visa Trainees)
Faculty of Medicine Providing Post-M.D. Training
By
Rank

Faculty of Medicine Providing Post-M.D. Training			Residents					Fellows	Total
			R-4	R-5	R-6	R-7	Sub-Total	Fellow	
University of Calgary	Endocrinology/Met. (Ped.)	CC/PR			2		2		2
		Visa Trainees							
		TOTAL			2		2		2
University of British Columbia	Endocrinology/Met. (Int.Med.)	CC/PR	2	4	1		7	1	8
		Visa Trainees							
		TOTAL	2	4	1		7	1	8
	Endocrinology/Met. (Ped.)	CC/PR			2		2		2
		Visa Trainees						1	1
		TOTAL			2		2	1	3
Grand Total	Endocrinology/Met. (Int.Med.)	CC/PR	15	32	3	1	51	4	55
		Visa Trainees	3	2			5	8	13
		TOTAL	18	34	3	1	56	12	68
	Endocrinology/Met. (Ped.)	CC/PR	2	5	5		12	2	14
		Visa Trainees	1				1	9	10
		TOTAL	3	5	5		13	11	24
Total									
			21	39	8	1	69	23	92

Table 2
ENDOCRINOLOGY AND METABOLISM
2012-13 Post-M.D. Trainees
(Regular Ministry Funded vs All Other Funding)
Faculty of Medicine Providing Post-M.D. Training
By Rank

Faculty of Medicine Providing Post-M.D. Training			Residents					Fellows	Total
			R-4	R-5	R-6	R-7	Sub-Total	Fellow	
Dalhousie University	Endocrinology/Met. (Int.Med.)	Regular Ministry Funded	1				1		1
		Non-Ministry Funded		1			1		1
		TOTAL	1	1			2		2
Université de Sherbrooke	Endocrinology/Met. (Int.Med.)	Regular Ministry Funded	2				2		2
		Non-Ministry Funded							
		TOTAL	2				2		2
Université de Montréal	Endocrinology/Met. (Int.Med.)	Regular Ministry Funded	2	4			6		6
		Non-Ministry Funded						1	1
		TOTAL	2	4			6	1	7
	Endocrinology/Met. (Ped.)	Regular Ministry Funded		2			2		2
		Non-Ministry Funded						1	1
		TOTAL		2			2	1	3
McGill University	Endocrinology/Met. (Int.Med.)	Regular Ministry Funded	1	5	2		8		8
		Non-Ministry Funded	1				1		1
		TOTAL	2	5	2		9		9
	Endocrinology/Met. (Ped.)	Regular Ministry Funded		1	1		2		2
		Non-Ministry Funded	1				1	1	2
		TOTAL	1	1	1		3	1	4
University of Ottawa	Endocrinology/Met. (Int.Med.)	Regular Ministry Funded		1			1		1
		Non-Ministry Funded	1			1	2	1	3
		TOTAL	1	1		1	3	1	4
	Endocrinology/Met. (Ped.)	Regular Ministry Funded	1				1		1
		Non-Ministry Funded						2	2
		TOTAL	1				1	2	3
University of Toronto	Endocrinology/Met. (Int.Med.)	Regular Ministry Funded	2	8			10		10
		Non-Ministry Funded	1	1			2	6	8
		TOTAL	3	9			12	6	18
	Endocrinology/Met. (Ped.)	Regular Ministry Funded	1				1		1
		Non-Ministry Funded		2			2	6	8
		TOTAL	1	2			3	6	9
McMaster University	Endocrinology/Met. (Int.Med.)	Regular Ministry Funded	1	1			2		2
		Non-Ministry Funded						1	1
		TOTAL	1	1			2	1	3
University of Western Ontario	Endocrinology/Met. (Int.Med.)	Regular Ministry Funded	1	2			3		3
		Non-Ministry Funded		1			1	1	2
		TOTAL	1	3			4	1	5
University of Manitoba	Endocrinology/Met. (Int.Med.)	Regular Ministry Funded		1			1		1
		Non-Ministry Funded							
		TOTAL		1			1		1
University of Alberta	Endocrinology/Met. (Int.Med.)	Regular Ministry Funded	1	4			5		5
		Non-Ministry Funded						1	1
		TOTAL	1	4			5	1	6
University of Calgary	Endocrinology/Met. (Int.Med.)	Regular Ministry Funded	2	1			3		3
		Non-Ministry Funded							
		TOTAL	2	1			3		3
	Endocrinology/Met. (Ped.)	Regular Ministry Funded			2		2		2
		Non-Ministry Funded							
		TOTAL			2		2		2

(continued)

Table 2
ENDOCRINOLOGY AND METABOLISM
2012-13 Post-M.D. Trainees
(Regular Ministry Funded vs All Other Funding)
Faculty of Medicine Providing Post-M.D. Training
By Rank

Faculty of Medicine Providing Post-M.D. Training			Residents					Fellows	Total
			R-4	R-5	R-6	R-7	Sub-Total	Fellow	
University of British Columbia	Endocrinology/Met. (Int.Med.)	Regular Ministry Funded	2	4	1		7		7
		Non-Ministry Funded						1	1
		TOTAL	2	4	1		7	1	8
Grand Total	Endocrinology/Met. (Ped.)	Regular Ministry Funded			2		2		2
		Non-Ministry Funded						1	1
		TOTAL			2		2	1	3
Grand Total	Endocrinology/Met. (Int.Med.)	Regular Ministry Funded	15	31	3		49		49
		Non-Ministry Funded	3	3		1	7	12	19
		TOTAL	18	34	3	1	56	12	68
Grand Total	Endocrinology/Met. (Ped.)	Regular Ministry Funded	2	3	5		10		10
		Non-Ministry Funded	1	2			3	11	14
		TOTAL	3	5	5		13	11	24
Total			21	39	8	1	69	23	92

Table 1
GASTROENTEROLOGY
2012-13 Post-M.D. Trainees
(Canadian Citizens/Permanent Residents vs Visa Trainees)
Faculty of Medicine Providing Post-M.D. Training
By Rank

Faculty of Medicine Providing Post-M.D. Training			Residents					Fellows	Total
			R-4	R-5	R-6	R-7	Sub-Total	Fellow	
Dalhousie University	Gastroenterology (Int.Med.)	CC/PR	2	3			5		5
		Visa Trainees	1				1		1
		TOTAL	3	3			6		6
Université Laval	Gastroenterology (Int.Med.)	CC/PR	4				4		4
		Visa Trainees							
		TOTAL	4				4		4
Université de Sherbrooke	Gastroenterology (Int.Med.)	CC/PR	2	3			5		5
		Visa Trainees						1	1
		TOTAL	2	3			5	1	6
Université de Montréal	Gastroenterology (Int.Med.)	CC/PR	4	4	1		9		9
		Visa Trainees							
		TOTAL	4	4	1		9		9
	Gastroenterology (Ped.)	CC/PR						2	2
		Visa Trainees						2	2
		TOTAL						4	4
McGill University	Gastroenterology (Int.Med.)	CC/PR	7	3	1		11		11
		Visa Trainees						3	3
		TOTAL	7	3	1		11	3	14
	Gastroenterology (Ped.)	CC/PR			1		1		1
		Visa Trainees							
		TOTAL			1		1		1
University of Ottawa	Gastroenterology (Int.Med.)	CC/PR	2	3			5	1	6
		Visa Trainees	1				1	1	2
		TOTAL	3	3			6	2	8
Queen's University	Gastroenterology (Int.Med.)	CC/PR	2	2			4		4
		Visa Trainees							
		TOTAL	2	2			4		4
University of Toronto	Gastroenterology (Int.Med.)	CC/PR	5	8			13	8	21
		Visa Trainees	1	3			4	9	13
		TOTAL	6	11			17	17	34
	Gastroenterology (Ped.)	CC/PR	1				1	5	6
		Visa Trainees						9	9
		TOTAL	1				1	14	15
McMaster University	Gastroenterology (Int.Med.)	CC/PR	3	6	1		10	2	12
		Visa Trainees		1			1	6	7
		TOTAL	3	7	1		11	8	19
	Gastroenterology (Ped.)	CC/PR						1	1
		Visa Trainees						2	2
		TOTAL						3	3
University of Western Ontario	Gastroenterology (Int.Med.)	CC/PR	2	2			4	2	6
		Visa Trainees	1	1			2	4	6
		TOTAL	3	3			6	6	12

(continued)

Table 1
GASTROENTEROLOGY
2012-13 Post-M.D. Trainees
(Canadian Citizens/Permanent Residents vs Visa Trainees)
Faculty of Medicine Providing Post-M.D. Training
By Rank

Faculty of Medicine Providing Post-M.D. Training			Residents					Fellows	Total
			R-4	R-5	R-6	R-7	Sub-Total	Fellow	
University of Manitoba	Gastroenterology (Int.Med.)	CC/PR	1	3			4		4
		Visa Trainees							
		TOTAL	1	3			4		4
University of Alberta	Gastroenterology (Int.Med.)	CC/PR	4	2			6	3	9
		Visa Trainees						1	1
		TOTAL	4	2			6	4	10
University of Alberta	Gastroenterology (Ped.)	CC/PR						3	3
		Visa Trainees							
		TOTAL						3	3
University of Calgary	Gastroenterology (Int.Med.)	CC/PR	4	5			9	4	13
		Visa Trainees						2	2
		TOTAL	4	5			9	6	15
University of Calgary	Gastroenterology (Ped.)	CC/PR		1	2		3		3
		Visa Trainees							
		TOTAL		1	2		3		3
University of British Columbia	Gastroenterology (Int.Med.)	CC/PR	2	3			5	1	6
		Visa Trainees	1				1	2	3
		TOTAL	3	3			6	3	9
University of British Columbia	Gastroenterology (Ped.)	CC/PR		1		1	2	1	3
		Visa Trainees						1	1
		TOTAL		1		1	2	2	4
Grand Total	Gastroenterology (Int.Med.)	CC/PR	44	47	3		94	21	115
		Visa Trainees	5	5			10	29	39
		TOTAL	49	52	3		104	50	154
Grand Total	Gastroenterology (Ped.)	CC/PR	1	2	3	1	7	9	16
		Visa Trainees						17	17
		TOTAL	1	2	3	1	7	26	33
Total									
			50	54	6	1	111	76	187

Table 2
GASTROENTEROLOGY
2012-13 Post-M.D. Trainees
(Regular Ministry Funded vs All Other Funding)
Faculty of Medicine Providing Post-M.D. Training
By Rank

Faculty of Medicine Providing Post-M.D. Training			Residents					Fellows	Total
			R-4	R-5	R-6	R-7	Sub-Total	Fellow	
Dalhousie University	Gastroenterology (Int.Med.)	Regular Ministry Funded	2	3			5		5
		Non-Ministry Funded	1				1		1
		TOTAL	3	3			6		6
Université Laval	Gastroenterology (Int.Med.)	Regular Ministry Funded	4				4		4
		Non-Ministry Funded							
		TOTAL	4				4		4
Université de Sherbrooke	Gastroenterology (Int.Med.)	Regular Ministry Funded	2	3			5		5
		Non-Ministry Funded						1	1
		TOTAL	2	3			5	1	6
Université de Montréal	Gastroenterology (Int.Med.)	Regular Ministry Funded	4	4	1		9		9
		Non-Ministry Funded							
		TOTAL	4	4	1		9		9
	Gastroenterology (Ped.)	Regular Ministry Funded						2	2
		Non-Ministry Funded						2	2
		TOTAL						4	4
McGill University	Gastroenterology (Int.Med.)	Regular Ministry Funded	7	3	1		11		11
		Non-Ministry Funded						3	3
		TOTAL	7	3	1		11	3	14
	Gastroenterology (Ped.)	Regular Ministry Funded			1		1		1
		Non-Ministry Funded							
		TOTAL			1		1		1
University of Ottawa	Gastroenterology (Int.Med.)	Regular Ministry Funded	2	3			5		5
		Non-Ministry Funded	1				1	2	3
		TOTAL	3	3			6	2	8
Queen's University	Gastroenterology (Int.Med.)	Regular Ministry Funded	2	2			4		4
		Non-Ministry Funded							
		TOTAL	2	2			4		4
University of Toronto	Gastroenterology (Int.Med.)	Regular Ministry Funded	5	8			13		13
		Non-Ministry Funded	1	3			4	17	21
		TOTAL	6	11			17	17	34
	Gastroenterology (Ped.)	Regular Ministry Funded	1				1		1
		Non-Ministry Funded						14	14
		TOTAL	1				1	14	15
McMaster University	Gastroenterology (Int.Med.)	Regular Ministry Funded	3	6	1		10		10
		Non-Ministry Funded		1			1	8	9
		TOTAL	3	7	1		11	8	19
	Gastroenterology (Ped.)	Regular Ministry Funded						3	3
		Non-Ministry Funded							
		TOTAL						3	3
University of Western Ontario	Gastroenterology (Int.Med.)	Regular Ministry Funded	2	2			4		4
		Non-Ministry Funded	1	1			2	6	8
		TOTAL	3	3			6	6	12
University of Manitoba	Gastroenterology (Int.Med.)	Regular Ministry Funded	1	3			4		4
		Non-Ministry Funded							
		TOTAL	1	3			4		4
University of Alberta	Gastroenterology (Int.Med.)	Regular Ministry Funded	4	2			6		6
		Non-Ministry Funded						4	4
		TOTAL	4	2			6	4	10

(continued)

Table 2
GASTROENTEROLOGY
2012-13 Post-M.D. Trainees
(Regular Ministry Funded vs All Other Funding)
Faculty of Medicine Providing Post-M.D. Training
By
Rank

Faculty of Medicine Providing Post-M.D. Training			Residents					Fellows	Total
			R-4	R-5	R-6	R-7	Sub-Total	Fellow	
University of Alberta	Gastroenterology (Ped.)	Regular Ministry Funded						3	3
		Non-Ministry Funded						3	3
		TOTAL							
University of Calgary	Gastroenterology (Int.Med.)	Regular Ministry Funded	4	4			8		8
		Non-Ministry Funded		1			1	6	7
		TOTAL	4	5			9	6	15
University of British Columbia	Gastroenterology (Ped.)	Regular Ministry Funded		1	2		3		3
		Non-Ministry Funded							
		TOTAL		1	2		3		3
University of British Columbia	Gastroenterology (Int.Med.)	Regular Ministry Funded	2	3			5		5
		Non-Ministry Funded	1				1	3	4
		TOTAL	3	3			6	3	9
University of British Columbia	Gastroenterology (Ped.)	Regular Ministry Funded		1		1	2		2
		Non-Ministry Funded						2	2
		TOTAL		1		1	2	2	4
Grand Total	Gastroenterology (Int.Med.)	Regular Ministry Funded	44	46	3		93		93
		Non-Ministry Funded	5	6			11	50	61
		TOTAL	49	52	3		104	50	154
Grand Total	Gastroenterology (Ped.)	Regular Ministry Funded	1	2	3	1	7	2	9
		Non-Ministry Funded						24	24
		TOTAL	1	2	3	1	7	26	33
Total									
			50	54	6	1	111	76	187

Table 1
GENERAL INTERNAL MEDICINE
2012-13 Post-M.D. Trainees
(Canadian Citizens/Permanent Residents vs Visa Trainees)
Faculty of Medicine Providing Post-M.D. Training
By Rank

Faculty of Medicine Providing Post-M.D. Training		Residents				Fellows	Total
		R-4	R-5	R-6	Sub-Total	Fellow	
Dalhousie University	CC/PR	5			5		5
	Visa Trainees						
	TOTAL	5			5		5
Université Laval	CC/PR	11	6		17		17
	Visa Trainees						
	TOTAL	11	6		17		17
Université de Sherbrooke	CC/PR	8	6		14		14
	Visa Trainees						
	TOTAL	8	6		14		14
McGill University	CC/PR	11	2	5	18		18
	Visa Trainees						
	TOTAL	11	2	5	18		18
Queen's University	CC/PR	5			5		5
	Visa Trainees						
	TOTAL	5			5		5
University of Toronto	CC/PR	10			10	14	24
	Visa Trainees					2	2
	TOTAL	10			10	16	26
University of Western Ontario	CC/PR	2			2		2
	Visa Trainees						
	TOTAL	2			2		2
University of Manitoba	CC/PR	4			4		4
	Visa Trainees						
	TOTAL	4			4		4
University of Saskatchewan	CC/PR	3	1		4		4
	Visa Trainees						
	TOTAL	3	1		4		4
University of Calgary	CC/PR	5			5		5
	Visa Trainees						
	TOTAL	5			5		5
University of British Columbia	CC/PR	6	6	1	13		13
	Visa Trainees						
	TOTAL	6	6	1	13		13
Grand Total	CC/PR	70	21	6	97	14	111
	Visa Trainees					2	2
	TOTAL	70	21	6	97	16	113

Table 2
GENERAL INTERNAL MEDICINE
2012-13 Post-M.D. Trainees
(Regular Ministry Funded vs All Other Funding)
Faculty of Medicine Providing Post-M.D. Training
By Rank

Faculty of Medicine Providing Post-M.D. Training		Residents				Fellows	Total
		R-4	R-5	R-6	Sub-Total	Fellow	
Dalhousie University	Regular Ministry Funded	5			5		5
	Non-Ministry Funded						
	TOTAL	5			5		5
Université Laval	Regular Ministry Funded	11	6		17		17
	Non-Ministry Funded						
	TOTAL	11	6		17		17
Université de Sherbrooke	Regular Ministry Funded	8	6		14		14
	Non-Ministry Funded						
	TOTAL	8	6		14		14
McGill University	Regular Ministry Funded	11	2	5	18		18
	Non-Ministry Funded						
	TOTAL	11	2	5	18		18
Queen's University	Regular Ministry Funded	5			5		5
	Non-Ministry Funded						
	TOTAL	5			5		5
University of Toronto	Regular Ministry Funded	10			10		10
	Non-Ministry Funded					16	16
	TOTAL	10			10	16	26
University of Western Ontario	Regular Ministry Funded	2			2		2
	Non-Ministry Funded						
	TOTAL	2			2		2
University of Manitoba	Regular Ministry Funded	4			4		4
	Non-Ministry Funded						
	TOTAL	4			4		4
University of Saskatchewan	Regular Ministry Funded	3			3		3
	Non-Ministry Funded		1		1		1
	TOTAL	3	1		4		4
University of Calgary	Regular Ministry Funded	4			4		4
	Non-Ministry Funded	1			1		1
	TOTAL	5			5		5
University of British Columbia	Regular Ministry Funded	6	6	1	13		13
	Non-Ministry Funded						
	TOTAL	6	6	1	13		13
Grand Total	Regular Ministry Funded	69	20	6	95		95
	Non-Ministry Funded	1	1		2	16	18
	TOTAL	70	21	6	97	16	113

**Table 1
GERIATRIC MEDICINE
2012-13 Post-M.D. Trainees
(Canadian Citizens/Permanent Residents vs Visa Trainees)
Faculty of Medicine Providing Post-M.D. Training
By
Rank**

Faculty of Medicine Providing Post-M.D. Training		Residents			Fellows	Total
		R-4	R-5	Sub-Total	Fellow	
Dalhousie University	CC/PR		1	1		1
	Visa Trainees					
	TOTAL		1	1		1
Université Laval	CC/PR	3	1	4		4
	Visa Trainees					
	TOTAL	3	1	4		4
Université de Sherbrooke	CC/PR	2		2		2
	Visa Trainees					
	TOTAL	2		2		2
Université de Montréal	CC/PR	1		1		1
	Visa Trainees					
	TOTAL	1		1		1
McGill University	CC/PR	1		1		1
	Visa Trainees					
	TOTAL	1		1		1
University of Ottawa	CC/PR		2	2		2
	Visa Trainees					
	TOTAL		2	2		2
University of Toronto	CC/PR	3	4	7		7
	Visa Trainees				1	1
	TOTAL	3	4	7	1	8
McMaster University	CC/PR		1	1		1
	Visa Trainees				1	1
	TOTAL		1	1	1	2
University of Western Ontario	CC/PR		1	1		1
	Visa Trainees				1	1
	TOTAL		1	1	1	2

(continued)

**Table 1
 GERIATRIC MEDICINE
 2012-13 Post-M.D. Trainees
 (Canadian Citizens/Permanent Residents vs Visa Trainees)
 Faculty of Medicine Providing Post-M.D. Training
 By
 Rank**

Faculty of Medicine Providing Post-M.D. Training		Residents			Fellows	Total
		R-4	R-5	Sub-Total	Fellow	
University of Alberta	CC/PR	1		1		1
	Visa Trainees					
	TOTAL	1		1		1
University of British Columbia	CC/PR	3	2	5		5
	Visa Trainees					
	TOTAL	3	2	5		5
Grand Total	CC/PR	14	12	26		26
	Visa Trainees				3	3
	TOTAL	14	12	26	3	29

Table 2
GERIATRIC MEDICINE
2012-13 Post-M.D. Trainees
(Regular Ministry Funded vs All Other Funding)
Faculty of Medicine Providing Post-M.D. Training
By Rank

Faculty of Medicine Providing Post-M.D. Training		Residents			Fellows	Total
		R-4	R-5	Sub-Total	Fellow	
Dalhousie University	Regular Ministry Funded		1	1		1
	Non-Ministry Funded					
	TOTAL		1	1		1
Université Laval	Regular Ministry Funded	3	1	4		4
	Non-Ministry Funded					
	TOTAL	3	1	4		4
Université de Sherbrooke	Regular Ministry Funded	2		2		2
	Non-Ministry Funded					
	TOTAL	2		2		2
Université de Montréal	Regular Ministry Funded	1		1		1
	Non-Ministry Funded					
	TOTAL	1		1		1
McGill University	Regular Ministry Funded	1		1		1
	Non-Ministry Funded					
	TOTAL	1		1		1
University of Ottawa	Regular Ministry Funded		2	2		2
	Non-Ministry Funded					
	TOTAL		2	2		2
University of Toronto	Regular Ministry Funded	3	4	7		7
	Non-Ministry Funded				1	1
	TOTAL	3	4	7	1	8
McMaster University	Regular Ministry Funded		1	1		1
	Non-Ministry Funded				1	1
	TOTAL		1	1	1	2
University of Western Ontario	Regular Ministry Funded		1	1		1
	Non-Ministry Funded				1	1
	TOTAL		1	1	1	2
University of Alberta	Regular Ministry Funded	1		1		1
	Non-Ministry Funded					
	TOTAL	1		1		1
University of British Columbia	Regular Ministry Funded	3	2	5		5
	Non-Ministry Funded					
	TOTAL	3	2	5		5
Grand Total	Regular Ministry Funded	14	12	26		26
	Non-Ministry Funded				3	3
	TOTAL	14	12	26	3	29

Table 1
PEDIATRIC EMERGENCY MEDICINE
2012-13 Post-M.D. Trainees
(Canadian Citizens/Permanent Residents vs Visa Trainees)
Faculty of Medicine Providing Post-M.D. Training
By Rank

Faculty of Medicine Providing Post-M.D. Training			Residents				Fellows	Total
			R-4	R-5	R-6	Sub-Total	Fellow	
Dalhousie University	Pediatric Emergency Med. (Ped.)	CC/PR	1			1		1
		Visa Trainees						
		TOTAL	1			1		1
Université de Montréal	Pediatric Emergency Medicine (E.M.)	CC/PR			1	1		1
		Visa Trainees						
		TOTAL			1	1		1
	Pediatric Emergency Med. (Ped.)	CC/PR	1	2		3		3
		Visa Trainees						
		TOTAL	1	2		3		3
McGill University	Pediatric Emergency Med. (Ped.)	CC/PR	1	1		2		2
		Visa Trainees	2	1		3		3
		TOTAL	3	2		5		5
University of Ottawa	Pediatric Emergency Med. (Ped.)	CC/PR	1	1	1	3		3
		Visa Trainees					1	1
		TOTAL	1	1	1	3	1	4
University of Toronto	Pediatric Emergency Med. (Ped.)	CC/PR	1	2		3	3	6
		Visa Trainees		1		1	11	12
		TOTAL	1	3		4	14	18
University of Western Ontario	Pediatric Emergency Medicine (E.M.)	CC/PR					1	1
		Visa Trainees					1	1
		TOTAL					1	1
	Pediatric Emergency Med. (Ped.)	CC/PR		2		2		2
		Visa Trainees						
		TOTAL		2		2		2
University of Manitoba	Pediatric Emergency Med. (Ped.)	CC/PR			1	1		1
		Visa Trainees						
		TOTAL			1	1		1
University of Alberta	Pediatric Emergency Med. (Ped.)	CC/PR	1		1	2	1	3
		Visa Trainees						
		TOTAL	1		1	2	1	3
University of Calgary	Pediatric Emergency Med. (Ped.)	CC/PR	2	1	1	4		4
		Visa Trainees						
		TOTAL	2	1	1	4		4
University of British Columbia	Pediatric Emergency Med. (Ped.)	CC/PR		4		4		4
		Visa Trainees					3	3
		TOTAL		4		4	3	7
Grand Total	Pediatric Emergency Medicine (E.M.)	CC/PR			1	1		1
		Visa Trainees					1	1
		TOTAL			1	1	1	2
	Pediatric Emergency Med. (Ped.)	CC/PR	8	13	4	25	4	29
		Visa Trainees	2	2		4	15	19
		TOTAL	10	15	4	29	19	48
Total								
			10	15	5	30	20	50

Table 2
PEDIATRIC EMERGENCY MEDICINE
2012-13 Post-M.D. Trainees
(Regular Ministry Funded vs All Other Funding)
Faculty of Medicine Providing Post-M.D. Training
By Rank

Faculty of Medicine Providing Post-M.D. Training			Residents				Fellows	Total	
			R-4	R-5	R-6	Sub-Total	Fellow		
Dalhousie University	Pediatric Emergency Med. (Ped.)	Regular Ministry Funded	1			1		1	
		Non-Ministry Funded							
		TOTAL	1			1		1	
Université de Montréal	Pediatric Emergency Medicine (E.M.)	Regular Ministry Funded			1	1		1	
		Non-Ministry Funded							
		TOTAL			1	1		1	
	Pediatric Emergency Med. (Ped.)	Regular Ministry Funded	1	2		3		3	
		Non-Ministry Funded							
		TOTAL	1	2		3		3	
McGill University	Pediatric Emergency Med. (Ped.)	Regular Ministry Funded	1	1		2		2	
		Non-Ministry Funded	2	1		3		3	
		TOTAL	3	2		5		5	
University of Ottawa	Pediatric Emergency Med. (Ped.)	Regular Ministry Funded	1	1		2		2	
		Non-Ministry Funded			1	1	1	2	
		TOTAL	1	1	1	3	1	4	
University of Toronto	Pediatric Emergency Med. (Ped.)	Regular Ministry Funded	1	1		2		2	
		Non-Ministry Funded		2		2	14	16	
		TOTAL	1	3		4	14	18	
University of Western Ontario	Pediatric Emergency Medicine (E.M.)	Regular Ministry Funded							
		Non-Ministry Funded					1	1	
		TOTAL					1	1	
	Pediatric Emergency Med. (Ped.)	Regular Ministry Funded		2		2		2	
		Non-Ministry Funded							
		TOTAL		2		2		2	
University of Manitoba	Pediatric Emergency Med. (Ped.)	Regular Ministry Funded			1	1		1	
		Non-Ministry Funded							
		TOTAL			1	1		1	
University of Alberta	Pediatric Emergency Med. (Ped.)	Regular Ministry Funded	1		1	2		2	
		Non-Ministry Funded					1	1	
		TOTAL	1		1	2	1	3	
University of Calgary	Pediatric Emergency Med. (Ped.)	Regular Ministry Funded	2	1	1	4		4	
		Non-Ministry Funded							
		TOTAL	2	1	1	4		4	
University of British Columbia	Pediatric Emergency Med. (Ped.)	Regular Ministry Funded		4		4		4	
		Non-Ministry Funded					3	3	
		TOTAL		4		4	3	7	
Grand Total	Pediatric Emergency Medicine (E.M.)	Regular Ministry Funded			1	1		1	
		Non-Ministry Funded					1	1	
		TOTAL			1	1	1	2	
	Pediatric Emergency Med. (Ped.)	Regular Ministry Funded	8	12	3	23		23	
		Non-Ministry Funded	2	3	1	6	19	25	
		TOTAL	10	15	4	29	19	48	
Total				10	15	5	30	20	50

**Table 1
HEMATOLOGY
2012-13 Post-M.D. Trainees
(Canadian Citizens/Permanent Residents vs Visa Trainees)
Faculty of Medicine Providing Post-M.D. Training
By
Rank**

Faculty of Medicine Providing Post-M.D. Training			Residents					Fellows	Total
			R-4	R-5	R-6	R-7	Sub-Total	Fellow	
Dalhousie University	Hematology (Int.Med.)	CC/PR	3	1			4		4
		Visa Trainees							
		TOTAL	3	1			4		4
Université Laval	Hematology (Int.Med.)	CC/PR	3	3			6		6
		Visa Trainees						1	1
		TOTAL	3	3			6	1	7
Université de Sherbrooke	Hematology (Int.Med.)	CC/PR	2	1			3		3
		Visa Trainees							
		TOTAL	2	1			3		3
Université de Montréal	Hematology (Int.Med.)	CC/PR	5	7	1	1	14		14
		Visa Trainees			1		1		1
		TOTAL	5	7	2	1	15		15
	Hematology/Oncology (Ped.)	CC/PR				1	1		1
Visa Trainees							3	3	
TOTAL					1	1	3	4	
McGill University	Hematology (Int.Med.)	CC/PR	4	3			7		7
		Visa Trainees	1				1		1
		TOTAL	5	3			8		8
	Hematology/Oncology (Ped.)	CC/PR	1				1		1
Visa Trainees				1		1		1	
TOTAL		1		1		2		2	
University of Ottawa	Hematology (Int.Med.)	CC/PR	2	2	1	1	6	1	7
		Visa Trainees		2			2	6	8
		TOTAL	2	4	1	1	8	7	15
	Hematology/Oncology (Ped.)	CC/PR	1		2		3		3
Visa Trainees							1	1	
TOTAL		1		2		3	1	4	
Queen's University	Hematology (Int.Med.)	CC/PR	1				1		1
		Visa Trainees	1				1	2	3
		TOTAL	2				2	2	4
University of Toronto	Hematology (Int.Med.)	CC/PR	3	5			8	10	18
		Visa Trainees	1				1	12	13
		TOTAL	4	5			9	22	31
	Hematology/Oncology (Ped.)	CC/PR	2	4	6	1	13	7	20
Visa Trainees							24	24	
TOTAL		2	4	6	1	13	31	44	
McMaster University	Hematology (Int.Med.)	CC/PR	3	3			6	2	8
		Visa Trainees	1	1			2	3	5
		TOTAL	4	4			8	5	13
Hematology/Oncology (Ped.)	CC/PR	1		1		2		2	
	Visa Trainees								
	TOTAL	1		1		2		2	
University of Western Ontario	Hematology (Int.Med.)	CC/PR	1	2			3		3
		Visa Trainees							
		TOTAL	1	2			3		3
University of Manitoba	Hematology (Int.Med.)	CC/PR		1			1		1
		Visa Trainees		1			1		1
		TOTAL		2			2		2

(continued)

Table 1
HEMATOLOGY
2012-13 Post-M.D. Trainees
(Canadian Citizens/Permanent Residents vs Visa Trainees)
Faculty of Medicine Providing Post-M.D. Training
By
Rank

Faculty of Medicine Providing Post-M.D. Training			Residents					Fellows	Total
			R-4	R-5	R-6	R-7	Sub-Total	Fellow	
University of Alberta	Hematology (Int.Med.)	CC/PR	1				1		1
		Visa Trainees							
		TOTAL	1				1		1
University of Alberta	Hematology/Oncology (Ped.)	CC/PR		1		1	2		2
		Visa Trainees						2	2
		TOTAL		1		1	2	2	4
University of Calgary	Hematology (Int.Med.)	CC/PR	2	1		1	4	6	10
		Visa Trainees						1	1
		TOTAL	2	1		1	4	7	11
University of Calgary	Hematology/Oncology (Ped.)	CC/PR		1			1		1
		Visa Trainees	1		1		2		2
		TOTAL	1	1	1		3		3
University of British Columbia	Hematology (Int.Med.)	CC/PR	3	3			6	1	7
		Visa Trainees	1				1	1	2
		TOTAL	4	3			7	2	9
University of British Columbia	Hematology/Oncology (Ped.)	CC/PR	2	1	1	1	5		5
		Visa Trainees						2	2
		TOTAL	2	1	1	1	5	2	7
Grand Total	Hematology (Int.Med.)	CC/PR	33	32	2	3	70	20	90
		Visa Trainees	5	4	1		10	26	36
		TOTAL	38	36	3	3	80	46	126
Grand Total	Hematology/Oncology (Ped.)	CC/PR	7	7	10	4	28	7	35
		Visa Trainees	1		2		3	32	35
		TOTAL	8	7	12	4	31	39	70
Total			46	43	15	7	111	85	196

Table 2
HEMATOLOGY
2012-13 Post-M.D. Trainees
(Regular Ministry Funded vs All Other Funding)
Faculty of Medicine Providing Post-M.D. Training
By Rank

Faculty of Medicine Providing Post-M.D. Training			Residents					Fellows	Total
			R-4	R-5	R-6	R-7	Sub-Total	Fellow	
Dalhousie University	Hematology (Int.Med.)	Regular Ministry Funded	3	1			4		4
		Non-Ministry Funded							
		TOTAL	3	1			4		4
Université Laval	Hematology (Int.Med.)	Regular Ministry Funded	3	3			6		6
		Non-Ministry Funded						1	1
		TOTAL	3	3			6	1	7
Université de Sherbrooke	Hematology (Int.Med.)	Regular Ministry Funded	2	1			3		3
		Non-Ministry Funded							
		TOTAL	2	1			3		3
Université de Montréal	Hematology (Int.Med.)	Regular Ministry Funded	5	7	2	1	15		15
		Non-Ministry Funded							
		TOTAL	5	7	2	1	15		15
	Hematology/Oncology (Ped.)	Regular Ministry Funded				1	1	1	2
		Non-Ministry Funded						2	2
		TOTAL				1	1	3	4
McGill University	Hematology (Int.Med.)	Regular Ministry Funded	4	3			7		7
		Non-Ministry Funded	1				1		1
		TOTAL	5	3			8		8
Hematology/Oncology (Ped.)	Regular Ministry Funded	1				1		1	
	Non-Ministry Funded			1		1		1	
	TOTAL	1		1		2		2	
University of Ottawa	Hematology (Int.Med.)	Regular Ministry Funded	2	2	1	1	6		6
		Non-Ministry Funded		2			2	7	9
		TOTAL	2	4	1	1	8	7	15
	Hematology/Oncology (Ped.)	Regular Ministry Funded	1		1		2		2
		Non-Ministry Funded			1		1	1	2
		TOTAL	1		2		3	1	4
Queen's University	Hematology (Int.Med.)	Regular Ministry Funded	1				1		1
		Non-Ministry Funded	1				1	2	3
		TOTAL	2				2	2	4
University of Toronto	Hematology (Int.Med.)	Regular Ministry Funded	3	4			7		7
		Non-Ministry Funded	1	1			2	22	24
		TOTAL	4	5			9	22	31
	Hematology/Oncology (Ped.)	Regular Ministry Funded	2	3	1	1	7		7
		Non-Ministry Funded		1	5		6	31	37
		TOTAL	2	4	6	1	13	31	44
McMaster University	Hematology (Int.Med.)	Regular Ministry Funded	3	3			6		6
		Non-Ministry Funded	1	1			2	5	7
		TOTAL	4	4			8	5	13
Hematology/Oncology (Ped.)	Regular Ministry Funded	1		1		2		2	
	Non-Ministry Funded								
	TOTAL	1		1		2		2	
University of Western Ontario	Hematology (Int.Med.)	Regular Ministry Funded	1	2			3		3
		Non-Ministry Funded							
		TOTAL	1	2			3		3
University of Manitoba	Hematology (Int.Med.)	Regular Ministry Funded		1			1		1
		Non-Ministry Funded		1			1		1
		TOTAL		2			2		2
University of Alberta	Hematology (Int.Med.)	Regular Ministry Funded	1				1		1
		Non-Ministry Funded							
		TOTAL	1				1		1

(continued)

Table 2
HEMATOLOGY
2012-13 Post-M.D. Trainees
(Regular Ministry Funded vs All Other Funding)
Faculty of Medicine Providing Post-M.D. Training
By
Rank

Faculty of Medicine Providing Post-M.D. Training			Residents					Fellows	Total
			R-4	R-5	R-6	R-7	Sub-Total	Fellow	
University of Alberta	Hematology/Oncology (Ped.)	Regular Ministry Funded		1			1		1
		Non-Ministry Funded				1	1	2	3
		TOTAL		1		1	2	2	4
University of Calgary	Hematology (Int.Med.)	Regular Ministry Funded	2	1		1	4		4
		Non-Ministry Funded						7	7
		TOTAL	2	1		1	4	7	11
	Hematology/Oncology (Ped.)	Regular Ministry Funded		1			1		1
		Non-Ministry Funded	1		1		2		2
		TOTAL	1	1	1		3		3
University of British Columbia	Hematology (Int.Med.)	Regular Ministry Funded	2	3			5		5
		Non-Ministry Funded	2				2	2	4
		TOTAL	4	3			7	2	9
	Hematology/Oncology (Ped.)	Regular Ministry Funded	2	1	1	1	5		5
		Non-Ministry Funded						2	2
		TOTAL	2	1	1	1	5	2	7
Grand Total	Hematology (Int.Med.)	Regular Ministry Funded	32	31	3	3	69		69
		Non-Ministry Funded	6	5			11	46	57
		TOTAL	38	36	3	3	80	46	126
	Hematology/Oncology (Ped.)	Regular Ministry Funded	7	6	4	3	20	1	21
		Non-Ministry Funded	1	1	8	1	11	38	49
		TOTAL	8	7	12	4	31	39	70
Total									
			46	43	15	7	111	85	196

Table 1
INFECTIOUS DISEASES
2012-13 Post-M.D. Trainees
(Canadian Citizens/Permanent Residents vs Visa Trainees)
Faculty of Medicine Providing Post-M.D. Training
By Rank

Faculty of Medicine Providing Post-M.D. Training			Residents					Fellows	Total
			R-4	R-5	R-6	R-7	Sub-Total	Fellow	
Dalhousie University	Infectious Diseases (Int.Med.)	CC/PR							
		Visa Trainees		1			1		1
		TOTAL		1			1		1
Université de Montréal	Infectious Diseases (Ped.)	CC/PR		1			1		1
		Visa Trainees						2	2
		TOTAL	1	1			1	2	3
McGill University	Infectious Diseases (Int.Med.)	CC/PR	1		4		5		5
		Visa Trainees							
		TOTAL	1		4		5		5
University of Ottawa	Infectious Diseases (Ped.)	CC/PR	1				1		1
		Visa Trainees		1		2	4	1	5
		TOTAL	1	1		2	4	1	5
University of Toronto	Infectious Diseases (Int.Med.)	CC/PR	4	4			8	1	9
		Visa Trainees						4	4
		TOTAL	4	4			8	5	13
McMaster University	Infectious Diseases (Ped.)	CC/PR	1	1			2	2	4
		Visa Trainees						7	7
		TOTAL	1	1			2	9	11
University of Manitoba	Infectious Diseases (Int.Med.)	CC/PR	3	1			4		4
		Visa Trainees		2			2	1	3
		TOTAL	3	3			6	1	7
University of Alberta	Infectious Diseases (Int.Med.)	CC/PR	2				2		2
		Visa Trainees		2			2		2
		TOTAL	2	2			4		4
University of Calgary	Infectious Diseases (Ped.)	CC/PR		2	1		2	1	3
		Visa Trainees					1	1	2
		TOTAL		2	1		3	1	3
University of Alberta	Infectious Diseases (Int.Med.)	CC/PR	1				1		1
		Visa Trainees		1				3	3
		TOTAL	1	1			2	4	6
University of Alberta	Infectious Diseases (Ped.)	CC/PR	1				1		1
		Visa Trainees						1	1
		TOTAL	1				1	1	2
University of Alberta	Infectious Diseases (Int.Med.)	CC/PR	2	1			3		3
		Visa Trainees							
		TOTAL	2	1			3		3

(continued)

Table 1
INFECTIOUS DISEASES
2012-13 Post-M.D. Trainees
(Canadian Citizens/Permanent Residents vs Visa Trainees)
Faculty of Medicine Providing Post-M.D. Training
By
Rank

Faculty of Medicine Providing Post-M.D. Training			Residents					Fellows	Total
			R-4	R-5	R-6	R-7	Sub-Total	Fellow	
University of Calgary	Infectious Diseases (Ped.)	CC/PR	2	1			3		3
		Visa Trainees							
		TOTAL	2	1			3		3
University of British Columbia	Infectious Diseases (Int.Med.)	CC/PR	1	2			3		3
		Visa Trainees							
		TOTAL	1	2			3		3
	Infectious Diseases (Ped.)	CC/PR						4	4
		Visa Trainees							
		TOTAL						4	4
Grand Total	Infectious Diseases (Int.Med.)	CC/PR	15	10	4	2	31	3	34
		Visa Trainees		5			5	8	13
		TOTAL	15	15	4	2	36	11	47
	Infectious Diseases (Ped.)	CC/PR	7	5			12	2	14
		Visa Trainees	1		1		2	15	17
		TOTAL	8	5	1		14	17	31
Total			23	20	5	2	50	28	78

Table 2
INFECTIOUS DISEASES
2012-13 Post-M.D. Trainees
(Regular Ministry Funded vs All Other Funding)
Faculty of Medicine Providing Post-M.D. Training
By Rank

Faculty of Medicine Providing Post-M.D. Training			Residents					Fellows	Total
			R-4	R-5	R-6	R-7	Sub-Total	Fellow	
Dalhousie University	Infectious Diseases (Int.Med.)	Regular Ministry Funded					1		1
		Non-Ministry Funded		1					1
		TOTAL		1			1		1
	Infectious Diseases (Ped.)	Regular Ministry Funded		1			1		1
		Non-Ministry Funded							
		TOTAL		1			1		1
Université de Montréal	Infectious Diseases (Ped.)	Regular Ministry Funded	1				1		1
		Non-Ministry Funded						2	2
		TOTAL	1				1	2	3
McGill University	Infectious Diseases (Int.Med.)	Regular Ministry Funded	1		4		5		5
		Non-Ministry Funded							
		TOTAL	1		4		5		5
	Infectious Diseases (Ped.)	Regular Ministry Funded	1				1		1
		Non-Ministry Funded	1				1		1
		TOTAL	2				2		2
University of Ottawa	Infectious Diseases (Int.Med.)	Regular Ministry Funded	1	1			2		2
		Non-Ministry Funded				2	2	1	3
		TOTAL	1	1		2	4	1	5
	Infectious Diseases (Ped.)	Regular Ministry Funded	1				1		1
		Non-Ministry Funded							
		TOTAL	1				1		1
University of Toronto	Infectious Diseases (Int.Med.)	Regular Ministry Funded	4	3			7		7
		Non-Ministry Funded		1			1	5	6
		TOTAL	4	4			8	5	13
	Infectious Diseases (Ped.)	Regular Ministry Funded	1				1		1
		Non-Ministry Funded		1			1	9	10
		TOTAL	1	1			2	9	11
McMaster University	Infectious Diseases (Int.Med.)	Regular Ministry Funded	3	1			4		4
		Non-Ministry Funded		2			2	1	3
		TOTAL	3	3			6	1	7
University of Manitoba	Infectious Diseases (Int.Med.)	Regular Ministry Funded	2				2		2
		Non-Ministry Funded		2			2		2
		TOTAL	2	2			4		4
	Infectious Diseases (Ped.)	Regular Ministry Funded		2			2		2
		Non-Ministry Funded			1		1	1	2
		TOTAL		2	1		3	1	4
University of Alberta	Infectious Diseases (Int.Med.)	Regular Ministry Funded	1	1			2		2
		Non-Ministry Funded						4	4
		TOTAL	1	1			2	4	6
	Infectious Diseases (Ped.)	Regular Ministry Funded	1				1		1
		Non-Ministry Funded						1	1
		TOTAL	1				1	1	2
University of Calgary	Infectious Diseases (Int.Med.)	Regular Ministry Funded	2				2		2
		Non-Ministry Funded		1			1		1
		TOTAL	2	1			3		3
	Infectious Diseases (Ped.)	Regular Ministry Funded	2	1			3		3
		Non-Ministry Funded							
		TOTAL	2	1			3		3

(continued)

Table 2
INFECTIOUS DISEASES
2012-13 Post-M.D. Trainees
(Regular Ministry Funded vs All Other Funding)
Faculty of Medicine Providing Post-M.D. Training
By Rank

Faculty of Medicine Providing Post-M.D. Training			Residents					Fellows	Total
			R-4	R-5	R-6	R-7	Sub-Total	Fellow	
University of British Columbia	Infectious Diseases (Int.Med.)	Regular Ministry Funded	1	2			3		3
		Non-Ministry Funded							
		TOTAL	1	2			3		3
Grand Total	Infectious Diseases (Ped.)	Regular Ministry Funded						4	4
		Non-Ministry Funded						4	4
		TOTAL						4	4
Grand Total	Infectious Diseases (Int.Med.)	Regular Ministry Funded	15	8	4		27		27
		Non-Ministry Funded		7		2	9	11	20
		TOTAL	15	15	4	2	36	11	47
Grand Total	Infectious Diseases (Ped.)	Regular Ministry Funded	7	4			11		11
		Non-Ministry Funded	1	1	1		3	17	20
		TOTAL	8	5	1		14	17	31
Total		23	20	5	2	50	28	78	

**Table 1
MEDICAL ONCOLOGY
2012-13 Post-M.D. Trainees
(Canadian Citizens/Permanent Residents vs Visa Trainees)
Faculty of Medicine Providing Post-M.D. Training
By
Rank**

Faculty of Medicine Providing Post-M.D. Training		Residents				Fellows	Total
		R-4	R-5	R-6	Sub-Total	Fellow	
Dalhousie University	CC/PR	2	1		3		3
	Visa Trainees						
	TOTAL	2	1		3		3
Université Laval	CC/PR	2		1	3		3
	Visa Trainees						
	TOTAL	2		1	3		3
Université de Sherbrooke	CC/PR	1	1	2	4		4
	Visa Trainees						
	TOTAL	1	1	2	4		4
Université de Montréal	CC/PR	1		4	5		5
	Visa Trainees						
	TOTAL	1		4	5		5
McGill University	CC/PR	1	3		4		4
	Visa Trainees	1	1	2	4		4
	TOTAL	2	4	2	8		8
University of Ottawa	CC/PR	1	3		4	2	6
	Visa Trainees	1			1	4	5
	TOTAL	2	3		5	6	11
Queen's University	CC/PR	3	2		5		5
	Visa Trainees						
	TOTAL	3	2		5		5
University of Toronto	CC/PR	8	5		13	6	19
	Visa Trainees					23	23
	TOTAL	8	5		13	29	42
McMaster University	CC/PR	5	1		6	2	8
	Visa Trainees					1	1
	TOTAL	5	1		6	3	9
University of Western Ontario	CC/PR	2	2		4	1	5
	Visa Trainees						
	TOTAL	2	2		4	1	5
University of Manitoba	CC/PR		2		2		2
	Visa Trainees						
	TOTAL		2		2		2

(continued)

**Table 1
 MEDICAL ONCOLOGY
 2012-13 Post-M.D. Trainees
 (Canadian Citizens/Permanent Residents vs Visa Trainees)
 Faculty of Medicine Providing Post-M.D. Training
 By
 Rank**

Faculty of Medicine Providing Post-M.D. Training		Residents				Fellows	Total
		R-4	R-5	R-6	Sub-Total	Fellow	
University of Alberta	CC/PR	4	2		6		6
	Visa Trainees						
	TOTAL	4	2		6		6
University of Calgary	CC/PR	3	1		4		4
	Visa Trainees			1	1	3	4
	TOTAL	3	1	1	5	3	8
University of British Columbia	CC/PR	4	5		9	1	10
	Visa Trainees					7	7
	TOTAL	4	5		9	8	17
Grand Total	CC/PR	37	28	7	72	12	84
	Visa Trainees	2	1	3	6	38	44
	TOTAL	39	29	10	78	50	128

Table 2
MEDICAL ONCOLOGY
2012-13 Post-M.D. Trainees
(Regular Ministry Funded vs All Other Funding)
Faculty of Medicine Providing Post-M.D. Training
By Rank

Faculty of Medicine Providing Post-M.D. Training		Residents				Fellows	Total
		R-4	R-5	R-6	Sub-Total	Fellow	
Dalhousie University	Regular Ministry Funded	2	1		3		3
	Non-Ministry Funded						
	TOTAL	2	1		3		3
Université Laval	Regular Ministry Funded	2		1	3		3
	Non-Ministry Funded						
	TOTAL	2		1	3		3
Université de Sherbrooke	Regular Ministry Funded	1	1	2	4		4
	Non-Ministry Funded						
	TOTAL	1	1	2	4		4
Université de Montréal	Regular Ministry Funded	1		4	5		5
	Non-Ministry Funded						
	TOTAL	1		4	5		5
McGill University	Regular Ministry Funded	2	3		5		5
	Non-Ministry Funded		1	2	3		3
	TOTAL	2	4	2	8		8
University of Ottawa	Regular Ministry Funded	1	3		4		4
	Non-Ministry Funded	1			1	6	7
	TOTAL	2	3		5	6	11
Queen's University	Regular Ministry Funded	3	2		5		5
	Non-Ministry Funded						
	TOTAL	3	2		5		5
University of Toronto	Regular Ministry Funded	8	4		12		12
	Non-Ministry Funded		1		1	29	30
	TOTAL	8	5		13	29	42
McMaster University	Regular Ministry Funded	5	1		6		6
	Non-Ministry Funded					3	3
	TOTAL	5	1		6	3	9
University of Western Ontario	Regular Ministry Funded	2	2		4		4
	Non-Ministry Funded					1	1
	TOTAL	2	2		4	1	5
University of Manitoba	Regular Ministry Funded		2		2		2
	Non-Ministry Funded						
	TOTAL		2		2		2
University of Alberta	Regular Ministry Funded	4	2		6		6
	Non-Ministry Funded						
	TOTAL	4	2		6		6

(continued)

**Table 2
 MEDICAL ONCOLOGY
 2012-13 Post-M.D. Trainees
 (Regular Ministry Funded vs All Other Funding)
 Faculty of Medicine Providing Post-M.D. Training
 By
 Rank**

Faculty of Medicine Providing Post-M.D. Training		Residents				Fellows	Total
		R-4	R-5	R-6	Sub-Total	Fellow	
University of Calgary	Regular Ministry Funded	3	1		4		4
	Non-Ministry Funded			1	1	3	4
	TOTAL	3	1	1	5	3	8
University of British Columbia	Regular Ministry Funded	4	5		9		9
	Non-Ministry Funded					8	8
	TOTAL	4	5		9	8	17
Grand Total	Regular Ministry Funded	38	27	7	72		72
	Non-Ministry Funded	1	2	3	6	50	56
	TOTAL	39	29	10	78	50	128

Table 1
NEONATAL-PERINATAL MEDICINE
2012-13 Post-M.D. Trainees
(Canadian Citizens/Permanent Residents vs Visa Trainees)
Faculty of Medicine Providing Post-M.D. Training
By
Rank

Faculty of Medicine Providing Post-M.D. Training		Residents					Fellows	Total
		R-4	R-5	R-6	R-7	Sub-Total	Fellow	
Université Laval	CC/PR	1	1			2		2
	Visa Trainees							
	TOTAL	1	1			2		2
Université de Montréal	CC/PR		1			1	2	3
	Visa Trainees						3	3
	TOTAL		1			1	5	6
McGill University	CC/PR							
	Visa Trainees		1			1	1	2
	TOTAL		1			1	1	2
University of Ottawa	CC/PR	2	1			3	2	5
	Visa Trainees						3	3
	TOTAL	2	1			3	5	8
University of Toronto	CC/PR	2	7			9	14	23
	Visa Trainees	1				1	21	22
	TOTAL	3	7			10	35	45
McMaster University	CC/PR		1			1	2	3
	Visa Trainees						6	6
	TOTAL		1			1	8	9
University of Western Ontario	CC/PR	2		1		3		3
	Visa Trainees						4	4
	TOTAL	2		1		3	4	7
University of Manitoba	CC/PR		2	2		4		4
	Visa Trainees	4	3	1		8		8
	TOTAL	4	5	3		12		12
University of Alberta	CC/PR			1		1	4	5
	Visa Trainees						3	3
	TOTAL			1		1	7	8
University of Calgary	CC/PR			1	1	2		2
	Visa Trainees		5	5		10	1	11
	TOTAL		5	6	1	12	1	13
University of British Columbia	CC/PR			1		1		1
	Visa Trainees						3	3
	TOTAL			1		1	3	4
Grand Total	CC/PR	7	13	6	1	27	24	51
	Visa Trainees	5	9	6		20	45	65
	TOTAL	12	22	12	1	47	69	116

Table 2
NEONATAL-PERINATAL MEDICINE
2012-13 Post-M.D. Trainees
(Regular Ministry Funded vs All Other Funding)
Faculty of Medicine Providing Post-M.D. Training
By Rank

Faculty of Medicine Providing Post-M.D. Training		Residents					Fellows	Total
		R-4	R-5	R-6	R-7	Sub-Total	Fellow	
Université Laval	Regular Ministry Funded	1	1			2		2
	Non-Ministry Funded							
	TOTAL	1	1			2		2
Université de Montréal	Regular Ministry Funded		1			1		1
	Non-Ministry Funded						5	5
	TOTAL		1			1	5	6
McGill University	Regular Ministry Funded							
	Non-Ministry Funded		1			1	1	2
	TOTAL		1			1	1	2
University of Ottawa	Regular Ministry Funded	1	1			2		2
	Non-Ministry Funded	1				1	5	6
	TOTAL	2	1			3	5	8
University of Toronto	Regular Ministry Funded	1	2			3		3
	Non-Ministry Funded	2	5			7	35	42
	TOTAL	3	7			10	35	45
McMaster University	Regular Ministry Funded		1			1		1
	Non-Ministry Funded						8	8
	TOTAL		1			1	8	9
University of Western Ontario	Regular Ministry Funded	2		1		3		3
	Non-Ministry Funded						4	4
	TOTAL	2		1		3	4	7
University of Manitoba	Regular Ministry Funded		2			2		2
	Non-Ministry Funded	4	3	3		10		10
	TOTAL	4	5	3		12		12
University of Alberta	Regular Ministry Funded			1		1		1
	Non-Ministry Funded						7	7
	TOTAL			1		1	7	8
University of Calgary	Regular Ministry Funded							
	Non-Ministry Funded		5	6	1	12	1	13
	TOTAL		5	6	1	12	1	13
University of British Columbia	Regular Ministry Funded			1		1		1
	Non-Ministry Funded						3	3
	TOTAL			1		1	3	4
Grand Total	Regular Ministry Funded	5	8	3		16		16
	Non-Ministry Funded	7	14	9	1	31	69	100
	TOTAL	12	22	12	1	47	69	116

**Table 1
NEPHROLOGY
2012-13 Post-M.D. Trainees
(Canadian Citizens/Permanent Residents vs Visa Trainees)
Faculty of Medicine Providing Post-M.D. Training
By
Rank**

Faculty of Medicine Providing Post-M.D. Training			Residents				Fellows	Total
			R-4	R-5	R-6	Sub-Total	Fellow	
Dalhousie University	Nephrology (Int. Med.)	CC/PR						
		Visa Trainees	1			1	1	2
		TOTAL	1			1	1	2
Université Laval	Nephrology (Int. Med.)	CC/PR		1		1		1
		Visa Trainees						
		TOTAL		1		1		1
Université de Sherbrooke	Nephrology (Int. Med.)	CC/PR	1	5		6		6
		Visa Trainees						
		TOTAL	1	5		6		6
Université de Montréal	Nephrology (Int. Med.)	CC/PR	3	1	1	5		5
		Visa Trainees						
		TOTAL	3	1	1	5		5
McGill University	Nephrology (Int. Med.)	CC/PR		3		3	1	4
		Visa Trainees	2	1		3		3
		TOTAL	2	4		6	1	7
	Nephrology (Ped.)	CC/PR						
		Visa Trainees	2	1		3		3
		TOTAL	2	1		3		3
University of Ottawa	Nephrology (Int. Med.)	CC/PR	1	1		2	2	4
		Visa Trainees					7	7
		TOTAL	1	1		2	9	11
	Nephrology (Ped.)	CC/PR						
		Visa Trainees					2	2
		TOTAL					2	2
Queen's University	Nephrology (Int. Med.)	CC/PR	1			1	1	2
		Visa Trainees					1	1
		TOTAL	1			1	2	3
University of Toronto	Nephrology (Int. Med.)	CC/PR	4	5	1	10	5	15
		Visa Trainees	2			2	22	24
		TOTAL	6	5	1	12	27	39
	Nephrology (Ped.)	CC/PR						
		Visa Trainees					13	13
		TOTAL					13	13

(continued)

**Table 1
NEPHROLOGY
2012-13 Post-M.D. Trainees
(Canadian Citizens/Permanent Residents vs Visa Trainees)
Faculty of Medicine Providing Post-M.D. Training
By
Rank**

Faculty of Medicine Providing Post-M.D. Training			Residents				Fellows	Total
			R-4	R-5	R-6	Sub-Total	Fellow	
McMaster University	Nephrology (Int. Med.)	CC/PR	1	3		4		4
		Visa Trainees						
		TOTAL	1	3		4		4
University of Western Ontario	Nephrology (Int. Med.)	CC/PR	3	5		8	1	9
		Visa Trainees	2	1		3	6	9
		TOTAL	5	6		11	7	18
University of Manitoba	Nephrology (Int. Med.)	CC/PR	2		1	3		3
		Visa Trainees						
		TOTAL	2		1	3		3
University of Saskatchewan	Nephrology (Int. Med.)	CC/PR	1			1		1
		Visa Trainees						
		TOTAL	1			1		1
University of Alberta	Nephrology (Int. Med.)	CC/PR		3		3	2	5
		Visa Trainees					3	3
		TOTAL		3		3	5	8
University of Calgary	Nephrology (Int. Med.)	CC/PR	2	2		4		4
		Visa Trainees						
		TOTAL	2	2		4		4
	Nephrology (Ped.)	CC/PR			1	1		1
		Visa Trainees			1	1	1	2
		TOTAL			2	2	1	3
University of British Columbia	Nephrology (Int. Med.)	CC/PR	2	2		4	1	5
		Visa Trainees					3	3
		TOTAL	2	2		4	4	8
	Nephrology (Ped.)	CC/PR	1			1		1
		Visa Trainees					4	4
		TOTAL	1			1	4	5
Grand Total	Nephrology (Int. Med.)	CC/PR	21	31	3	55	13	68
		Visa Trainees	7	2		9	43	52
		TOTAL	28	33	3	64	56	120
	Nephrology (Ped.)	CC/PR	1		1	2		2
		Visa Trainees	2	1	1	4	20	24
		TOTAL	3	1	2	6	20	26
Total		31	34	5	70	76	146	

Table 2
NEPHROLOGY
2012-13 Post-M.D. Trainees
(Regular Ministry Funded vs All Other Funding)
Faculty of Medicine Providing Post-M.D. Training
By Rank

Faculty of Medicine Providing Post-M.D. Training			Residents				Fellows	Total
			R-4	R-5	R-6	Sub-Total	Fellow	
Dalhousie University	Nephrology (Int.Med.)	Regular Ministry Funded						
		Non-Ministry Funded	1			1	1	2
		TOTAL	1			1	1	2
Université Laval	Nephrology (Int.Med.)	Regular Ministry Funded		1		1		1
		Non-Ministry Funded						
		TOTAL		1		1		1
Université de Sherbrooke	Nephrology (Int.Med.)	Regular Ministry Funded	1	5		6		6
		Non-Ministry Funded						
		TOTAL	1	5		6		6
Université de Montréal	Nephrology (Int.Med.)	Regular Ministry Funded	3	1	1	5		5
		Non-Ministry Funded						
		TOTAL	3	1	1	5		5
McGill University	Nephrology (Int.Med.)	Regular Ministry Funded		3		3		3
		Non-Ministry Funded	2	1		3	1	4
		TOTAL	2	4		6	1	7
	Nephrology (Ped.)	Regular Ministry Funded						
		Non-Ministry Funded	2	1		3		3
		TOTAL	2	1		3		3
University of Ottawa	Nephrology (Int.Med.)	Regular Ministry Funded	1	1		2		2
		Non-Ministry Funded					9	9
		TOTAL	1	1		2	9	11
	Nephrology (Ped.)	Regular Ministry Funded						
		Non-Ministry Funded					2	2
		TOTAL					2	2
Queen's University	Nephrology (Int.Med.)	Regular Ministry Funded	1			1		1
		Non-Ministry Funded					2	2
		TOTAL	1			1	2	3
University of Toronto	Nephrology (Int.Med.)	Regular Ministry Funded	4	3		7		7
		Non-Ministry Funded	2	2	1	5	27	32
		TOTAL	6	5	1	12	27	39
	Nephrology (Ped.)	Regular Ministry Funded						
		Non-Ministry Funded					13	13
		TOTAL					13	13
McMaster University	Nephrology (Int.Med.)	Regular Ministry Funded	1	3		4		4
		Non-Ministry Funded						
		TOTAL	1	3		4		4
University of Western Ontario	Nephrology (Int.Med.)	Regular Ministry Funded	3	5		8		8
		Non-Ministry Funded	2	1		3	7	10
		TOTAL	5	6		11	7	18
University of Manitoba	Nephrology (Int.Med.)	Regular Ministry Funded	2		1	3		3
		Non-Ministry Funded						
		TOTAL	2		1	3		3
University of Saskatchewan	Nephrology (Int.Med.)	Regular Ministry Funded	1			1		1
		Non-Ministry Funded						
		TOTAL	1			1		1

(continued)

Table 2
NEPHROLOGY
2012-13 Post-M.D. Trainees
(Regular Ministry Funded vs All Other Funding)
Faculty of Medicine Providing Post-M.D. Training
By
Rank

Faculty of Medicine Providing Post-M.D. Training			Residents				Fellows	Total
			R-4	R-5	R-6	Sub-Total	Fellow	
University of Alberta	Nephrology (Int.Med.)	Regular Ministry Funded		3		3		3
		Non-Ministry Funded					5	5
		TOTAL		3		3	5	8
University of Calgary	Nephrology (Int.Med.)	Regular Ministry Funded	2	2		4		4
		Non-Ministry Funded						
		TOTAL	2	2		4		4
	Nephrology (Ped.)	Regular Ministry Funded			1	1		1
		Non-Ministry Funded			1	1	1	2
		TOTAL			2	2	1	3
University of British Columbia	Nephrology (Int.Med.)	Regular Ministry Funded	1	2		3		3
		Non-Ministry Funded	1			1	4	5
		TOTAL	2	2		4	4	8
	Nephrology (Ped.)	Regular Ministry Funded	1			1		1
		Non-Ministry Funded					4	4
		TOTAL	1			1	4	5
Grand Total	Nephrology (Int.Med.)	Regular Ministry Funded	20	29	2	51		51
		Non-Ministry Funded	8	4	1	13	56	69
		TOTAL	28	33	3	64	56	120
	Nephrology (Ped.)	Regular Ministry Funded	1		1	2		2
		Non-Ministry Funded	2	1	1	4	20	24
		TOTAL	3	1	2	6	20	26
Total			31	34	5	70	76	146

**Table 1
 OCCUPATIONAL MEDICINE
 2012-13 Post-M.D. Trainees
 (Canadian Citizens/Permanent Residents vs Visa Trainees)
 Faculty of Medicine Providing Post-M.D. Training
 By
 Rank**

Faculty of Medicine Providing Post-M. D. Training		Residents	Total
		R-5	
University of Alberta	CC/PR	1	1
	Visa Trainees		
	TOTAL	1	1
Grand Total	CC/PR	1	1
	Visa Trainees		
	TOTAL	1	1

**Table 2
 OCCUPATIONAL MEDICINE
 2012-13 Post-M.D. Trainees
 (Regular Ministry Funded vs All Other Funding)
 Faculty of Medicine Providing Post-M.D. Training
 By
 Rank**

Faculty of Medicine Providing Post-M.D. Training		Residents	Total
		R-5	
University of Alberta	Regular Ministry Funded	1	1
	Non-Ministry Funded		
	TOTAL	1	1
Grand Total	Regular Ministry Funded	1	1
	Non-Ministry Funded		
	TOTAL	1	1

Table 1
RESPIROLOGY
2012-13 Post-M.D. Trainees
(Canadian Citizens/Permanent Residents vs Visa Trainees)
Faculty of Medicine Providing Post-M.D. Training
By Rank

Faculty of Medicine Providing Post-M.D. Training			Residents					Fellows	Total
			R-4	R-5	R-6	R-7	Sub-Total	Fellow	
Université Laval	Respirology (Int.Med.)	CC/PR	4	1	1		6		6
		Visa Trainees							
		TOTAL	4	1	1		6		6
Université de Sherbrooke	Respirology (Int.Med.)	CC/PR	2	1			3		3
		Visa Trainees							
		TOTAL	2	1			3		3
Université de Montréal	Respirology (Int.Med.)	CC/PR	3	3			6		6
		Visa Trainees							
		TOTAL	3	3			6		6
McGill University	Respirology (Int.Med.)	CC/PR	3	1	2		6		6
		Visa Trainees			1		1	3	4
		TOTAL	3	1	3		7	3	10
	Respirology (Ped.)	CC/PR							
		Visa Trainees		2	1		3	1	4
		TOTAL		2	1		3	1	4
University of Ottawa	Respirology (Int.Med.)	CC/PR	3	3		1	7	1	8
		Visa Trainees							
		TOTAL	3	3		1	7	1	8
Queen's University	Respirology (Int.Med.)	CC/PR	1	2			3		3
		Visa Trainees		1			1	1	2
		TOTAL	1	3			4	1	5
University of Toronto	Respirology (Int.Med.)	CC/PR	4	9			13	8	21
		Visa Trainees		1			1	7	8
		TOTAL	4	10			14	15	29
	Respirology (Ped.)	CC/PR	3	1			4		4
		Visa Trainees		3			3	1	4
		TOTAL	3	4			7	1	8
McMaster University	Respirology (Int.Med.)	CC/PR	3	2			5		5
		Visa Trainees						1	1
		TOTAL	3	2			5	1	6
University of Western Ontario	Respirology (Int.Med.)	CC/PR	2	1			3		3
		Visa Trainees		1			1	3	4
		TOTAL	2	2			4	3	7
University of Manitoba	Respirology (Int.Med.)	CC/PR	1		1		2		2
		Visa Trainees							
		TOTAL	1		1		2		2
University of Saskatchewan	Respirology (Ped.)	CC/PR							
		Visa Trainees		1			1		1
		TOTAL		1			1		1
University of Saskatchewan	Respirology (Int.Med.)	CC/PR	2	1			3		3
		Visa Trainees							
		TOTAL	2	1			3		3
University of Alberta	Respirology (Int.Med.)	CC/PR	4	3			7		7
		Visa Trainees							
		TOTAL	4	3			7		7

(continued)

Table 1
RESPIROLOGY
2012-13 Post-M.D. Trainees
(Canadian Citizens/Permanent Residents vs Visa Trainees)
Faculty of Medicine Providing Post-M.D. Training
By
Rank

Faculty of Medicine Providing Post-M.D. Training			Residents					Fellows	Total
			R-4	R-5	R-6	R-7	Sub-Total	Fellow	
University of Alberta	Respirology (Ped.)	CC/PR							
		Visa Trainees						3	3
		TOTAL						3	3
University of Calgary	Respirology (Int.Med.)	CC/PR	4	3			7	2	9
		Visa Trainees							
		TOTAL	4	3			7	2	9
	Respirology (Ped.)	CC/PR			1		1	1	2
		Visa Trainees			1		1	1	2
		TOTAL			2		2	2	4
University of British Columbia	Respirology (Int.Med.)	CC/PR	3	3			6	1	7
		Visa Trainees							
		TOTAL	3	3			6	1	7
	Respirology (Ped.)	CC/PR							
		Visa Trainees						3	3
		TOTAL						3	3
Grand Total	Respirology (Int.Med.)	CC/PR	39	33	4	1	77	12	89
		Visa Trainees		3	1		4	15	19
		TOTAL	39	36	5	1	81	27	108
	Respirology (Ped.)	CC/PR	3	1	1		5	1	6
		Visa Trainees		6	2		8	9	17
		TOTAL	3	7	3		13	10	23
Total			42	43	8	1	94	37	131

Table 2
RESPIROLOGY
2012-13 Post-M.D. Trainees
(Regular Ministry Funded vs All Other Funding)
Faculty of Medicine Providing Post-M.D. Training
By Rank

Faculty of Medicine Providing Post-M.D. Training			Residents					Fellows	Total
			R-4	R-5	R-6	R-7	Sub-Total	Fellow	
Université Laval	Respirology (Int.Med.)	Regular Ministry Funded	4	1	1		6		6
		Non-Ministry Funded							
		TOTAL	4	1	1		6		6
Université de Sherbrooke	Respirology (Int.Med.)	Regular Ministry Funded	2	1			3		3
		Non-Ministry Funded							
		TOTAL	2	1			3		3
Université de Montréal	Respirology (Int.Med.)	Regular Ministry Funded	3	3			6		6
		Non-Ministry Funded							
		TOTAL	3	3			6		6
McGill University	Respirology (Int.Med.)	Regular Ministry Funded	3	1	2		6		6
		Non-Ministry Funded			1		1	3	4
		TOTAL	3	1	3		7	3	10
	Respirology (Ped.)	Regular Ministry Funded							
		Non-Ministry Funded		2	1		3	1	4
		TOTAL		2	1		3	1	4
University of Ottawa	Respirology (Int.Med.)	Regular Ministry Funded	3	3		1	7		7
		Non-Ministry Funded						1	1
		TOTAL	3	3		1	7	1	8
Queen's University	Respirology (Int.Med.)	Regular Ministry Funded	1	2			3		3
		Non-Ministry Funded		1			1	1	2
		TOTAL	1	3			4	1	5
University of Toronto	Respirology (Int.Med.)	Regular Ministry Funded	4	8			12		12
		Non-Ministry Funded		2			2	15	17
		TOTAL	4	10			14	15	29
	Respirology (Ped.)	Regular Ministry Funded	3	1			4		4
		Non-Ministry Funded		3			3	1	4
		TOTAL	3	4			7	1	8
McMaster University	Respirology (Int.Med.)	Regular Ministry Funded	3	2			5		5
		Non-Ministry Funded						1	1
		TOTAL	3	2			5	1	6
University of Western Ontario	Respirology (Int.Med.)	Regular Ministry Funded	2	1			3		3
		Non-Ministry Funded		1			1	3	4
		TOTAL	2	2			4	3	7
University of Manitoba	Respirology (Int.Med.)	Regular Ministry Funded	1		1		2		2
		Non-Ministry Funded							
		TOTAL	1		1		2		2
	Respirology (Ped.)	Regular Ministry Funded							
		Non-Ministry Funded		1			1		1
		TOTAL		1			1		1
University of Saskatchewan	Respirology (Int.Med.)	Regular Ministry Funded	2	1			3		3
		Non-Ministry Funded							
		TOTAL	2	1			3		3
University of Alberta	Respirology (Int.Med.)	Regular Ministry Funded	4	3			7		7
		Non-Ministry Funded							
		TOTAL	4	3			7		7
	Respirology (Ped.)	Regular Ministry Funded							
		Non-Ministry Funded						3	3
		TOTAL						3	3

(continued)

Table 2
RESPIROLOGY
2012-13 Post-M.D. Trainees
(Regular Ministry Funded vs All Other Funding)
Faculty of Medicine Providing Post-M.D. Training
By
Rank

Faculty of Medicine Providing Post-M.D. Training			Residents					Fellows	Total
			R-4	R-5	R-6	R-7	Sub-Total	Fellow	
University of Calgary	Respirology (Int.Med.)	Regular Ministry Funded	4	3			7		7
		Non-Ministry Funded						2	2
		TOTAL	4	3			7	2	9
	Respirology (Ped.)	Regular Ministry Funded			1		1	1	2
		Non-Ministry Funded			1		1	1	2
		TOTAL			2		2	2	4
University of British Columbia	Respirology (Int.Med.)	Regular Ministry Funded	3	3			6		6
		Non-Ministry Funded						1	1
		TOTAL	3	3			6	1	7
	Respirology (Ped.)	Regular Ministry Funded						3	3
		Non-Ministry Funded							3
		TOTAL						3	3
Grand Total	Respirology (Int.Med.)	Regular Ministry Funded	39	32	4	1	76		76
		Non-Ministry Funded		4	1		5	27	32
		TOTAL	39	36	5	1	81	27	108
	Respirology (Ped.)	Regular Ministry Funded	3	1	1		5	1	6
		Non-Ministry Funded		6	2		8	9	17
		TOTAL	3	7	3		13	10	23
Total									
			42	43	8	1	94	37	131

**Table 1
RHEUMATOLOGY
2012-13 Post-M.D. Trainees
(Canadian Citizens/Permanent Residents vs Visa Trainees)
Faculty of Medicine Providing Post-M.D. Training
By
Rank**

Faculty of Medicine Providing Post-M.D. Training			Residents				Fellows	Total
			R-4	R-5	R-7	Sub-Total	Fellow	
Dalhousie University	Rheumatology (Int. Med.)	CC/PR	1	2		3		3
		Visa Trainees						
		TOTAL	1	2		3		3
Université Laval	Rheumatology (Int. Med.)	CC/PR	1	2		3		3
		Visa Trainees						
		TOTAL	1	2		3		3
Université de Sherbrooke	Rheumatology (Int. Med.)	CC/PR	1	3		4		4
		Visa Trainees						
		TOTAL	1	3		4		4
Université de Montréal	Rheumatology (Int. Med.)	CC/PR	3	4		7	2	9
		Visa Trainees						
		TOTAL	3	4		7	2	9
McGill University	Rheumatology (Int. Med.)	CC/PR	2	2		4		4
		Visa Trainees	1			1		1
		TOTAL	3	2		5		5
	Rheumatology (Ped.)	CC/PR	1			1		1
		Visa Trainees						
		TOTAL	1			1		1
University of Ottawa	Rheumatology (Int. Med.)	CC/PR	2		1	3		3
		Visa Trainees						
		TOTAL	2		1	3		3
Queen's University	Rheumatology (Int. Med.)	CC/PR		1		1		1
		Visa Trainees					2	2
		TOTAL		1		1	2	3
University of Toronto	Rheumatology (Int. Med.)	CC/PR	3	9		12	4	16
		Visa Trainees					9	9
		TOTAL	3	9		12	13	25
	Rheumatology (Ped.)	CC/PR	2	2		4	2	6
		Visa Trainees					7	7
		TOTAL	2	2		4	9	13
McMaster University	Rheumatology (Int. Med.)	CC/PR	3	1		4		4
		Visa Trainees						
		TOTAL	3	1		4		4
University of Western Ontario	Rheumatology (Int. Med.)	CC/PR	1	3		4		4
		Visa Trainees		1		1	1	2
		TOTAL	1	4		5	1	6
University of Alberta	Rheumatology (Int. Med.)	CC/PR		2		2		2
		Visa Trainees						
		TOTAL		2		2		2
University of British Columbia	Rheumatology (Int. Med.)	CC/PR	4	2		6		6
		Visa Trainees						
		TOTAL	4	2		6		6

(continued)

**Table 1
 RHEUMATOLOGY
 2012-13 Post-M.D. Trainees
 (Canadian Citizens/Permanent Residents vs Visa Trainees)
 Faculty of Medicine Providing Post-M.D. Training
 By
 Rank**

Faculty of Medicine Providing Post-M.D. Training			Residents				Fellows	Total
			R-4	R-5	R-7	Sub-Total	Fellow	
University of British Columbia	Rheumatology (Ped.)	CC/PR			1	1		1
		Visa Trainees		1		1	2	3
		TOTAL		1	1	2	2	4
Grand Total	Rheumatology (Int. Med.)	CC/PR	21	31	1	53	6	59
		Visa Trainees	1	1		2	12	14
		TOTAL	22	32	1	55	18	73
Total	Rheumatology (Ped.)	CC/PR	3	2	1	6	2	8
		Visa Trainees		1		1	9	10
		TOTAL	3	3	1	7	11	18
Total			25	35	2	62	29	91

Table 2
RHEUMATOLOGY
2012-13 Post-M.D. Trainees
(Regular Ministry Funded vs All Other Funding)
Faculty of Medicine Providing Post-M.D. Training
By Rank

Faculty of Medicine Providing Post-M.D. Training			Residents				Fellows	Total	
			R-4	R-5	R-7	Subtotal	Fellow		
Dalhousie University	Rheumatology (Int. Med.)	Regular Ministry Funded	1	2		3		3	
		Non-Ministry Funded							
		TOTAL	1	2		3		3	
Université Laval	Rheumatology (Int. Med.)	Regular Ministry Funded	1	2		3		3	
		Non-Ministry Funded							
		TOTAL	1	2		3		3	
Université de Sherbrooke	Rheumatology (Int. Med.)	Regular Ministry Funded	1	3		4		4	
		Non-Ministry Funded							
		TOTAL	1	3		4		4	
Université de Montréal	Rheumatology (Int. Med.)	Regular Ministry Funded	3	4		7	1	8	
		Non-Ministry Funded					1	1	
		TOTAL	3	4		7	2	9	
McGill University	Rheumatology (Int. Med.)	Regular Ministry Funded	2	2		4		4	
		Non-Ministry Funded	1			1		1	
		TOTAL	3	2		5		5	
	Rheumatology (Ped.)	Regular Ministry Funded	1			1		1	
		Non-Ministry Funded							
		TOTAL	1			1		1	
University of Ottawa	Rheumatology (Int. Med.)	Regular Ministry Funded	2			2		2	
		Non-Ministry Funded			1	1		1	
		TOTAL	2		1	3		3	
Queen's University	Rheumatology (Int. Med.)	Regular Ministry Funded		1		1		1	
		Non-Ministry Funded					2	2	
		TOTAL		1		1	2	3	
University of Toronto	Rheumatology (Int. Med.)	Regular Ministry Funded	2	8		10		10	
		Non-Ministry Funded	1	1		2	13	15	
		TOTAL	3	9		12	13	25	
	Rheumatology (Ped.)	Regular Ministry Funded	2	2		4		4	
		Non-Ministry Funded					9	9	
		TOTAL	2	2		4	9	13	
McMaster University	Rheumatology (Int. Med.)	Regular Ministry Funded	3	1		4		4	
		Non-Ministry Funded							
		TOTAL	3	1		4		4	
University of Western Ontario	Rheumatology (Int. Med.)	Regular Ministry Funded	1	3		4		4	
		Non-Ministry Funded		1		1	1	2	
		TOTAL	1	4		5	1	6	
University of Alberta	Rheumatology (Int. Med.)	Regular Ministry Funded		2		2		2	
		Non-Ministry Funded							
		TOTAL		2		2		2	
University of British Columbia	Rheumatology (Int. Med.)	Regular Ministry Funded	4	2		6		6	
		Non-Ministry Funded							
		TOTAL	4	2		6		6	
	Rheumatology (Ped.)	Regular Ministry Funded			1	1		1	
		Non-Ministry Funded		1		1	2	3	
		TOTAL		1	1	2	2	4	
Grand Total	Rheumatology (Int. Med.)	Regular Ministry Funded	20	30		50	1	51	
		Non-Ministry Funded	2	2	1	5	17	22	
		TOTAL	22	32	1	55	18	73	
	Rheumatology (Ped.)	Regular Ministry Funded	3	2	1	6		6	
		Non-Ministry Funded		1		1	11	12	
		TOTAL	3	3	1	7	11	18	
Total				25	35	2	62	29	91

**Table 1
 TRANSFUSION MEDICINE
 2012-13 Post-M.D. Trainees
 (Canadian Citizens/Permanent Residents vs Visa Trainees)
 Faculty of Medicine Providing Post-M.D. Training
 By
 Rank**

Faculty of Medicine Providing Post-M.D. Training			Residents			Fellows	Total
			R-6	R-7	Sub-Total	Fellow	
Dalhousie University	Transfusion Med. (Int.Med.)	CC/PR		1	1		1
		Visa Trainees					
		TOTAL		1	1		1
	Transfusion Med. (Hem.Path.)	CC/PR					
		Visa Trainees	1		1		1
		TOTAL	1		1		1
University of Ottawa	Transfusion Med. (Int.Med.)	CC/PR	1		1		1
		Visa Trainees				1	1
		TOTAL	1		1	1	2
University of Toronto	Transfusion Med. (Int.Med.)	CC/PR	1	1	2		2
		Visa Trainees					
		TOTAL	1	1	2		2
University of British Columbia	Transfusion Med. (Hem.Path.)	CC/PR				1	1
		Visa Trainees	1		1		1
		TOTAL	1		1	1	2
Grand Total	Transfusion Med. (Int.Med.)	CC/PR	2	2	4		4
		Visa Trainees				1	1
		TOTAL	2	2	4	1	5
	Transfusion Med. (Hem.Path.)	CC/PR				1	1
		Visa Trainees	2		2		2
		TOTAL	2		2	1	3
Total		4	2	6	2	8	

Table 2
TRANSFUSION MEDICINE
2012-13 Post-M.D. Trainees
(Regular Ministry Funded vs All Other Funding)
Faculty of Medicine Providing Post-M.D. Training
By Rank

Faculty of Medicine Providing Post-M.D. Training			Residents			Fellows	Total
			R-6	R-7	Sub-Total	Fellow	
Dalhousie University	Transfusion Med. (Int.Med.)	Regular Ministry Funded					
		Non-Ministry Funded		1	1		1
		TOTAL		1	1		1
	Transfusion Med. (Hem.Path.)	Regular Ministry Funded					
		Non-Ministry Funded	1		1		1
		TOTAL	1		1		1
University of Ottawa	Transfusion Med. (Int.Med.)	Regular Ministry Funded					
		Non-Ministry Funded	1		1	1	2
		TOTAL	1		1	1	2
University of Toronto	Transfusion Med. (Int.Med.)	Regular Ministry Funded	1	1	2		2
		Non-Ministry Funded					
		TOTAL	1	1	2		2
University of British Columbia	Transfusion Med. (Hem.Path.)	Regular Ministry Funded					
		Non-Ministry Funded	1		1	1	2
		TOTAL	1		1	1	2
Grand Total	Transfusion Med. (Int.Med.)	Regular Ministry Funded	1	1	2		2
		Non-Ministry Funded	1	1	2	1	3
		TOTAL	2	2	4	1	5
	Transfusion Med. (Hem.Path.)	Regular Ministry Funded					
		Non-Ministry Funded	2		2	1	3
		TOTAL	2		2	1	3
Total			4	2	6	2	8

Table 1
CHILD AND ADOLESCENT PSYCHIATRY
2012-13 Post-M.D. Trainees
(Canadian Citizens/Permanent Residents vs Visa Trainees)
Faculty of Medicine Providing Post-M.D. Training
By
Rank

Faculty of Medicine Providing Post-M.D. Training		Residents	Fellows	Total
		R-5	Fellow	
University of Toronto	CC/PR	2	2	4
	Visa Trainees			
	TOTAL	2	2	4
University of British Columbia	CC/PR		1	1
	Visa Trainees			
	TOTAL		1	1
Grand Total	CC/PR	2	3	5
	Visa Trainees			
	TOTAL	2	3	5

**Table 2
 CHILD AND ADOLESCENT PSYCHIATRY
 2012-13 Post-M.D. Trainees
 (Regular Ministry Funded vs All Other Funding)
 Faculty of Medicine Providing Post-M.D. Training
 By
 Rank**

Faculty of Medicine Providing Post-M.D. Training		Residents	Fellows	Total
		R-5	Fellow	
University of Toronto	Regular Ministry Funded	2		2
	Non-Ministry Funded		2	2
	TOTAL	2	2	4
University of British Columbia	Regular Ministry Funded			
	Non-Ministry Funded		1	1
	TOTAL		1	1
Grand Total	Regular Ministry Funded	2		2
	Non-Ministry Funded		3	3
	TOTAL	2	3	5

**Table 1
 FORENSIC PSYCHIATRY
 2012-13 Post-M.D. Trainees
 (Canadian Citizens/Permanent Residents vs Visa Trainees)
 Faculty of Medicine Providing Post-M.D. Training
 By
 Rank**

Faculty of Medicine Providing Post-M. D. Training		Residents	Total
		R-6	
University of Ottawa	CC/PR	2	2
	Visa Trainees		
	TOTAL	2	2
University of Toronto	CC/PR	4	4
	Visa Trainees		
	TOTAL	4	4
Grand Total	CC/PR	6	6
	Visa Trainees		
	TOTAL	6	6

**Table 2
 FORENSIC PSYCHIATRY
 2012-13 Post-M.D. Trainees
 (Regular Ministry Funded vs All Other Funding)
 Faculty of Medicine Providing Post-M.D. Training
 By
 Rank**

Faculty of Medicine Providing Post-M.D. Training		Residents	Total
		R-6	
University of Ottawa	Regular Ministry Funded	2	2
	Non-Ministry Funded		
	TOTAL	2	2
University of Toronto	Regular Ministry Funded	4	4
	Non-Ministry Funded		
	TOTAL	4	4
Grand Total	Regular Ministry Funded	6	6
	Non-Ministry Funded		
	TOTAL	6	6

Table 1
GERIATRIC PSYCHIATRY
2012-13 Post-M.D. Trainees
(Canadian Citizens/Permanent Residents vs Visa Trainees)
Faculty of Medicine Providing Post-M.D. Training
By
Rank

Faculty of Medicine Providing Post-M.D. Training		Residents	Fellows	Total
		R-6	Fellow	
University of Ottawa	CC/PR	1		1
	Visa Trainees			
	TOTAL	1		1
University of Toronto	CC/PR	2	2	4
	Visa Trainees			
	TOTAL	2	2	4
Grand Total	CC/PR	3	2	5
	Visa Trainees			
	TOTAL	3	2	5

Table 2
GERIATRIC PSYCHIATRY
2012-13 Post-M.D. Trainees
(Regular Ministry Funded vs All Other Funding)
Faculty of Medicine Providing Post-M.D. Training
By
Rank

Faculty of Medicine Providing Post-M.D. Training		Residents	Fellows	Total
		R-6	Fellow	
University of Ottawa	Regular Ministry Funded	1		1
	Non-Ministry Funded			
	TOTAL	1		1
University of Toronto	Regular Ministry Funded	2		2
	Non-Ministry Funded		2	2
	TOTAL	2	2	4
Grand Total	Regular Ministry Funded	3		3
	Non-Ministry Funded		2	2
	TOTAL	3	2	5

**Table 1
 COLORECTAL SURGERY
 2012-13 Post-M.D. Trainees
 (Canadian Citizens/Permanent Residents vs Visa Trainees)
 Faculty of Medicine Providing Post-M.D. Training
 By
 Rank**

Faculty of Medicine Providing Post-M.D. Training		Residents			Fellows	Total
		R-6	R-7	Sub-Total	Fellow	
University of Ottawa	CC/PR	1	1	2		2
	Visa Trainees					
	TOTAL	1	1	2		2
University of Toronto	CC/PR		1	1		1
	Visa Trainees				1	1
	TOTAL		1	1	1	2
University of Calgary	CC/PR	1	1	2		2
	Visa Trainees					
	TOTAL	1	1	2		2
University of British Columbia	CC/PR					
	Visa Trainees				2	2
	TOTAL				2	2
Grand Total	CC/PR	2	3	5		5
	Visa Trainees				3	3
	TOTAL	2	3	5	3	8

**Table 2
 COLORECTAL SURGERY
 2012-13 Post-M.D. Trainees
 (Regular Ministry Funded vs All Other Funding)
 Faculty of Medicine Providing Post-M.D. Training
 By
 Rank**

Faculty of Medicine Providing Post-M.D. Training		Residents			Fellows	Total
		R-6	R-7	Sub-Total	Fellow	
University of Ottawa	Regular Ministry Funded		1	1		1
	Non-Ministry Funded	1		1		1
	TOTAL	1	1	2		2
University of Toronto	Regular Ministry Funded		1	1		1
	Non-Ministry Funded				1	1
	TOTAL		1	1	1	2
University of Calgary	Regular Ministry Funded	1	1	2		2
	Non-Ministry Funded					
	TOTAL	1	1	2		2
University of British Columbia	Regular Ministry Funded					
	Non-Ministry Funded				2	2
	TOTAL				2	2
Grand Total	Regular Ministry Funded	1	3	4		4
	Non-Ministry Funded	1		1	3	4
	TOTAL	2	3	5	3	8

**Table 1
GENERAL SURGICAL ONCOLOGY
2012-13 Post-M.D. Trainees
(Canadian Citizens/Permanent Residents vs Visa Trainees)
Faculty of Medicine Providing Post-M.D. Training
By
Rank**

Faculty of Medicine Providing Post-M.D. Training		Residents			Fellows	Total
		R-6	R-7	Sub-Total	Fellow	
McGill University	CC/PR	1		1		1
	Visa Trainees	1		1		1
	TOTAL	2		2		2
University of Toronto	CC/PR	4	2	6	2	8
	Visa Trainees	1		1	2	3
	TOTAL	5	2	7	4	11
University of Manitoba	CC/PR				1	1
	Visa Trainees					
	TOTAL				1	1
University of Calgary	CC/PR	1	2	3		3
	Visa Trainees		1	1		1
	TOTAL	1	3	4		4
University of British Columbia	CC/PR				1	1
	Visa Trainees					
	TOTAL				1	1
Grand Total	CC/PR	6	4	10	4	14
	Visa Trainees	2	1	3	2	5
	TOTAL	8	5	13	6	19

Table 2
GENERAL SURGICAL ONCOLOGY
2012-13 Post-M.D. Trainees
(Regular Ministry Funded vs All Other Funding)
Faculty of Medicine Providing Post-M.D. Training
By Rank

Faculty of Medicine Providing Post-M.D. Training		Residents			Fellows	Total
		R-6	R-7	Sub-Total	Fellow	
McGill University	Regular Ministry Funded	2		2		2
	Non-Ministry Funded					
	TOTAL	2		2		2
University of Toronto	Regular Ministry Funded	4	2	6		6
	Non-Ministry Funded	1		1	4	5
	TOTAL	5	2	7	4	11
University of Manitoba	Regular Ministry Funded					
	Non-Ministry Funded				1	1
	TOTAL				1	1
University of Calgary	Regular Ministry Funded		2	2		2
	Non-Ministry Funded	1	1	2		2
	TOTAL	1	3	4		4
University of British Columbia	Regular Ministry Funded					
	Non-Ministry Funded				1	1
	TOTAL				1	1
Grand Total	Regular Ministry Funded	6	4	10		10
	Non-Ministry Funded	2	1	3	6	9
	TOTAL	8	5	13	6	19

**Table 1
PEDIATRIC SURGERY
2012-13 Post-M.D. Trainees
(Canadian Citizens/Permanent Residents vs Visa Trainees)
Faculty of Medicine Providing Post-M.D. Training
By
Rank**

Faculty of Medicine Providing Post-M.D. Training		Residents			Fellows	Total
		R-6	R-7	Sub-Total	Fellow	
Dalhousie University	CC/PR					
	Visa Trainees	1		1		1
	TOTAL	1		1		1
Université de Montréal	CC/PR	1	1	2		2
	Visa Trainees					
	TOTAL	1	1	2		2
McGill University	CC/PR	1		1		1
	Visa Trainees	1		1		1
	TOTAL	2		2		2
University of Ottawa	CC/PR					
	Visa Trainees				1	1
	TOTAL				1	1
University of Toronto	CC/PR		2	2		2
	Visa Trainees	1		1	2	3
	TOTAL	1	2	3	2	5
McMaster University	CC/PR		1	1	1	2
	Visa Trainees				1	1
	TOTAL		1	1	2	3
University of Manitoba	CC/PR					
	Visa Trainees				2	2
	TOTAL				2	2
University of Calgary	CC/PR	1	1	2		2
	Visa Trainees				1	1
	TOTAL	1	1	2	1	3
University of British Columbia	CC/PR	1		1		1
	Visa Trainees		1	1		1
	TOTAL	1	1	2		2
Grand Total	CC/PR	4	5	9	1	10
	Visa Trainees	3	1	4	7	11
	TOTAL	7	6	13	8	21

Table 2
PEDIATRIC SURGERY
2012-13 Post-M.D. Trainees
(Regular Ministry Funded vs All Other Funding)
Faculty of Medicine Providing Post-M.D. Training
By Rank

Faculty of Medicine Providing Post-M.D. Training		Residents			Fellows	Total
		R-6	R-7	Sub-Total	Fellow	
Dalhousie University	Regular Ministry Funded					
	Non-Ministry Funded	1		1		1
	TOTAL	1		1		1
Université de Montréal	Regular Ministry Funded	1	1	2		2
	Non-Ministry Funded					
	TOTAL	1	1	2		2
McGill University	Regular Ministry Funded	1		1		1
	Non-Ministry Funded	1		1		1
	TOTAL	2		2		2
University of Ottawa	Regular Ministry Funded					
	Non-Ministry Funded				1	1
	TOTAL				1	1
University of Toronto	Regular Ministry Funded	1	2	3		3
	Non-Ministry Funded				2	2
	TOTAL	1	2	3	2	5
McMaster University	Regular Ministry Funded		1	1		1
	Non-Ministry Funded				2	2
	TOTAL		1	1	2	3
University of Manitoba	Regular Ministry Funded					
	Non-Ministry Funded				2	2
	TOTAL				2	2
University of Calgary	Regular Ministry Funded	1	1	2		2
	Non-Ministry Funded				1	1
	TOTAL	1	1	2	1	3
University of British Columbia	Regular Ministry Funded	1		1		1
	Non-Ministry Funded		1	1		1
	TOTAL	1	1	2		2
Grand Total	Regular Ministry Funded	5	5	10		10
	Non-Ministry Funded	2	1	3	8	11
	TOTAL	7	6	13	8	21

**Table 1
THORACIC SURGERY
2012-13 Post-M.D. Trainees
(Canadian Citizens/Permanent Residents vs Visa Trainees)
Faculty of Medicine Providing Post-M.D. Training
By
Rank**

Faculty of Medicine Providing Post-M.D. Training		Residents			Fellows	Total
		R-6	R-7	Sub-Total	Fellow	
Université de Montréal	CC/PR				1	1
	Visa Trainees					
	TOTAL				1	1
University of Ottawa	CC/PR		1	1		1
	Visa Trainees				2	2
	TOTAL		1	1	2	3
University of Toronto	CC/PR	1	2	3		3
	Visa Trainees				22	22
	TOTAL	1	2	3	22	25
McMaster University	CC/PR					
	Visa Trainees	1		1	1	2
	TOTAL	1		1	1	2
University of Western Ontario	CC/PR		1	1		1
	Visa Trainees					
	TOTAL		1	1		1
University of Manitoba	CC/PR					
	Visa Trainees		1	1		1
	TOTAL		1	1		1
University of Calgary	CC/PR	1		1		1
	Visa Trainees					
	TOTAL	1		1		1
University of British Columbia	CC/PR		1	1		1
	Visa Trainees		1	1		1
	TOTAL		2	2		2
Grand Total	CC/PR	2	5	7	1	8
	Visa Trainees	1	2	3	25	28
	TOTAL	3	7	10	26	36

Table 2
THORACIC SURGERY
2012-13 Post-M.D. Trainees
(Regular Ministry Funded vs All Other Funding)
Faculty of Medicine Providing Post-M.D. Training
By Rank

Faculty of Medicine Providing Post-M.D. Training		Residents			Fellows	Total
		R-6	R-7	Sub-Total	Fellow	
Université de Montréal	Regular Ministry Funded					
	Non-Ministry Funded				1	1
	TOTAL				1	1
University of Ottawa	Regular Ministry Funded		1	1		1
	Non-Ministry Funded				2	2
	TOTAL		1	1	2	3
University of Toronto	Regular Ministry Funded		2	2		2
	Non-Ministry Funded	1		1	22	23
	TOTAL	1	2	3	22	25
McMaster University	Regular Ministry Funded					
	Non-Ministry Funded	1		1	1	2
	TOTAL	1		1	1	2
University of Western Ontario	Regular Ministry Funded		1	1		1
	Non-Ministry Funded					
	TOTAL		1	1		1
University of Manitoba	Regular Ministry Funded					
	Non-Ministry Funded		1	1		1
	TOTAL		1	1		1
University of Calgary	Regular Ministry Funded	1		1		1
	Non-Ministry Funded					
	TOTAL	1		1		1
University of British Columbia	Regular Ministry Funded		1	1		1
	Non-Ministry Funded		1	1		1
	TOTAL		2	2		2
Grand Total	Regular Ministry Funded	1	5	6		6
	Non-Ministry Funded	2	2	4	26	30
	TOTAL	3	7	10	26	36

Table 1
GYNECOLOGIC ONCOLOGY
2012-13 Post-M.D. Trainees
(Canadian Citizens/Permanent Residents vs Visa Trainees)
Faculty of Medicine Providing Post-M.D. Training
By
Rank

Faculty of Medicine Providing Post-M.D. Training		Residents			Fellows	Total
		R-6	R-7	Sub-Total	Fellow	
Université Laval	CC/PR					
	Visa Trainees				2	2
	TOTAL				2	2
Université de Montréal	CC/PR				1	1
	Visa Trainees				2	2
	TOTAL				3	3
McGill University	CC/PR	1		1		1
	Visa Trainees	2		2		2
	TOTAL	3		3		3
University of Ottawa	CC/PR		1	1		1
	Visa Trainees				1	1
	TOTAL		1	1	1	2
University of Toronto	CC/PR	2		2	2	4
	Visa Trainees				3	3
	TOTAL	2		2	5	7
University of Calgary	CC/PR	2	2	4		4
	Visa Trainees	1		1	1	2
	TOTAL	3	2	5	1	6
University of British Columbia	CC/PR	1	1	2	1	3
	Visa Trainees					
	TOTAL	1	1	2	1	3
Grand Total	CC/PR	6	4	10	4	14
	Visa Trainees	3		3	9	12
	TOTAL	9	4	13	13	26

Table 2
GYNECOLOGIC ONCOLOGY
2012-13 Post-M.D. Trainees
(Regular Ministry Funded vs All Other Funding)
Faculty of Medicine Providing Post-M.D. Training
By Rank

Faculty of Medicine Providing Post-M.D. Training		Residents			Fellows	Total
		R-6	R-7	Sub-Total	Fellow	
Université Laval	Regular Ministry Funded					
	Non-Ministry Funded				2	2
	TOTAL				2	2
Université de Montréal	Regular Ministry Funded				2	2
	Non-Ministry Funded				1	1
	TOTAL				3	3
McGill University	Regular Ministry Funded	1		1		1
	Non-Ministry Funded	2		2		2
	TOTAL	3		3		3
University of Ottawa	Regular Ministry Funded		1	1		1
	Non-Ministry Funded				1	1
	TOTAL		1	1	1	2
University of Toronto	Regular Ministry Funded	2		2		2
	Non-Ministry Funded				5	5
	TOTAL	2		2	5	7
University of Calgary	Regular Ministry Funded	2	1	3		3
	Non-Ministry Funded	1	1	2	1	3
	TOTAL	3	2	5	1	6
University of British Columbia	Regular Ministry Funded	1	1	2		2
	Non-Ministry Funded				1	1
	TOTAL	1	1	2	1	3
Grand Total	Regular Ministry Funded	6	3	9	2	11
	Non-Ministry Funded	3	1	4	11	15
	TOTAL	9	4	13	13	26

Table 1
GYNECOLOGIC REPRODUCTIVE ENDOCRINOLOGY AND INFERTILITY
2012-13 Post-M.D. Trainees
(Canadian Citizens/Permanent Residents vs Visa Trainees)
Faculty of Medicine Providing Post-M.D. Training
By Rank

Faculty of Medicine Providing Post-M.D. Training		Residents			Fellows	Total
		R-6	R-7	Sub-Total	Fellow	
Dalhousie University	CC/PR	1		1		1
	Visa Trainees					
	TOTAL	1		1		1
Université de Montréal	CC/PR	3	2	5	1	6
	Visa Trainees				2	2
	TOTAL	3	2	5	3	8
McGill University	CC/PR	1		1		1
	Visa Trainees	6		6		6
	TOTAL	7		7		7
University of Ottawa	CC/PR	1		1		1
	Visa Trainees					
	TOTAL	1		1		1
University of Toronto	CC/PR	2	1	3		3
	Visa Trainees					
	TOTAL	2	1	3		3
McMaster University	CC/PR	1		1		1
	Visa Trainees					
	TOTAL	1		1		1
University of Western Ontario	CC/PR	1		1		1
	Visa Trainees	1		1		1
	TOTAL	2		2		2
University of British Columbia	CC/PR		1	1		1
	Visa Trainees		1	1		1
	TOTAL		2	2		2
Grand Total	CC/PR	10	4	14	1	15
	Visa Trainees	7	1	8	2	10
	TOTAL	17	5	22	3	25

Table 2
GYNECOLOGIC REPRODUCTIVE ENDOCRINOLOGY AND INFERTILITY
2012-13 Post-M.D. Trainees
(Regular Ministry Funded vs All Other Funding)
Faculty of Medicine Providing Post-M.D. Training
By Rank

Faculty of Medicine Providing Post-M.D. Training		Residents			Fellows	Total
		R-6	R-7	Sub-Total	Fellow	
Dalhousie University	Regular Ministry Funded					
	Non-Ministry Funded	1		1		1
	TOTAL	1		1		1
Université de Montréal	Regular Ministry Funded	3	2	5	1	6
	Non-Ministry Funded				2	2
	TOTAL	3	2	5	3	8
McGill University	Regular Ministry Funded	1		1		1
	Non-Ministry Funded	6		6		6
	TOTAL	7		7		7
University of Ottawa	Regular Ministry Funded	1		1		1
	Non-Ministry Funded					
	TOTAL	1		1		1
University of Toronto	Regular Ministry Funded	2	1	3		3
	Non-Ministry Funded					
	TOTAL	2	1	3		3
McMaster University	Regular Ministry Funded	1		1		1
	Non-Ministry Funded					
	TOTAL	1		1		1
University of Western Ontario	Regular Ministry Funded	1		1		1
	Non-Ministry Funded	1		1		1
	TOTAL	2		2		2
University of British Columbia	Regular Ministry Funded		1	1		1
	Non-Ministry Funded		1	1		1
	TOTAL		2	2		2
Grand Total	Regular Ministry Funded	9	4	13	1	14
	Non-Ministry Funded	8	1	9	2	11
	TOTAL	17	5	22	3	25

Table 1
MATERNAL-FETAL MEDICINE
2012-13 Post-M.D. Trainees
(Canadian Citizens/Permanent Residents vs Visa Trainees)
Faculty of Medicine Providing Post-M.D. Training
By
Rank

Faculty of Medicine Providing Post-M.D. Training		Residents			Fellows	Total
		R-6	R-7	Sub-Total	Fellow	
Dalhousie University	CC/PR		1	1		1
	Visa Trainees					
	TOTAL		1	1		1
Université de Montréal	CC/PR					
	Visa Trainees				2	2
	TOTAL				2	2
McGill University	CC/PR	2		2		2
	Visa Trainees	2		2		2
	TOTAL	4		4		4
University of Ottawa	CC/PR	2		2		2
	Visa Trainees				7	7
	TOTAL	2		2	7	9
University of Toronto	CC/PR	2		2		2
	Visa Trainees				10	10
	TOTAL	2		2	10	12
McMaster University	CC/PR	1	1	2		2
	Visa Trainees					
	TOTAL	1	1	2		2
University of Western Ontario	CC/PR	1		1		1
	Visa Trainees					
	TOTAL	1		1		1
University of Manitoba	CC/PR					
	Visa Trainees	1		1		1
	TOTAL	1		1		1
University of Calgary	CC/PR	1	1	2		2
	Visa Trainees					
	TOTAL	1	1	2		2

(continued)

Table 1
MATERNAL-FETAL MEDICINE
2012-13 Post-M.D. Trainees
(Canadian Citizens/Permanent Residents vs Visa Trainees)
Faculty of Medicine Providing Post-M.D. Training
By
Rank

Faculty of Medicine Providing Post-M.D. Training		Residents			Fellows	Total
		R-6	R-7	Sub-Total	Fellow	
University of British Columbia	CC/PR		1	1		1
	Visa Trainees				2	2
	TOTAL		1	1	2	3
Grand Total	CC/PR	9	4	13		13
	Visa Trainees	3		3	21	24
	TOTAL	12	4	16	21	37

Table 2
MATERNAL-FETAL MEDICINE
2012-13 Post-M.D. Trainees
(Regular Ministry Funded vs All Other Funding)
Faculty of Medicine Providing Post-M.D. Training
By Rank

Faculty of Medicine Providing Post-M.D. Training		Residents			Fellows	Total
		R-6	R-7	Sub-Total	Fellow	
Dalhousie University	Regular Ministry Funded					
	Non-Ministry Funded		1	1		1
	TOTAL		1	1		1
Université de Montréal	Regular Ministry Funded					
	Non-Ministry Funded				2	2
	TOTAL				2	2
McGill University	Regular Ministry Funded	2		2		2
	Non-Ministry Funded	2		2		2
	TOTAL	4		4		4
University of Ottawa	Regular Ministry Funded	2		2		2
	Non-Ministry Funded				7	7
	TOTAL	2		2	7	9
University of Toronto	Regular Ministry Funded	2		2		2
	Non-Ministry Funded				10	10
	TOTAL	2		2	10	12
McMaster University	Regular Ministry Funded	1	1	2		2
	Non-Ministry Funded					
	TOTAL	1	1	2		2
University of Western Ontario	Regular Ministry Funded	1		1		1
	Non-Ministry Funded					
	TOTAL	1		1		1
University of Manitoba	Regular Ministry Funded					
	Non-Ministry Funded	1		1		1
	TOTAL	1		1		1
University of Calgary	Regular Ministry Funded	1	1	2		2
	Non-Ministry Funded					
	TOTAL	1	1	2		2
University of British Columbia	Regular Ministry Funded		1	1		1
	Non-Ministry Funded				2	2
	TOTAL		1	1	2	3
Grand Total	Regular Ministry Funded	9	3	12		12
	Non-Ministry Funded	3	1	4	21	25
	TOTAL	12	4	16	21	37

Table 3-A
SUMMARY TABLE 2003 - 2012
NUMBER OF CANADIAN CITIZENS/PERMANENT RESIDENTS IN ALL TRAINING FIELDS
FIELD OF POST-M.D. TRAINING
BY
POST-M.D. TRAINING YEAR

Field of Post-M.D. Training	Post-M.D. Training Year									
	2003	2004	2005	2006	2007	2008	2009	2010	2011	2012
Non-Specialized Upgrading	8	10	5							
NON-SPECIALIZED TRAINING SUBTOTAL	8	10	5							
Family Medicine	1434	1539	1712	1908	1990	2053	2228	2424	2594	2748
Emergency Medicine (CFPC)	109	104	99	87	110	115	125	135	120	139
Care of the Elderly (CFPC)	11	10	11	8	10	10	6	9	10	17
Enhanced Skills: Other Fam. Med. Training	52	82	63	61	66	78	89	103	129	120
FAMILY MEDICINE SUBTOTAL	1606	1735	1885	2064	2176	2256	2448	2671	2853	3024
Palliative Medicine	18	19	20	16	14	18	23	31	21	16
TRAINING FOLLOWING FAMILY MEDICINE OR SPECIALTY SUBTOTAL	18	19	20	16	14	18	23	31	21	16
Anesthesiology	496	521	533	570	611	622	657	685	703	702
Critical Care (Anes.)	8	6	7	13	21	13	8	9	11	14
Pain Medicine (Anes.)										1
Transfusion Medicine (Anes.)			1			1	1			
Public Health and Preventive Medicine	58	69	71	85	96	100	124	129	130	124
Dermatology	52	52	65	62	75	91	98	109	123	140
Diagnostic Radiology	388	407	408	440	451	466	495	516	536	539
Neuroradiology	3	2	8	11	6	9	8	11	8	6
Pediatric Diagnostic Radiology	1	3	4	1	2	4	2	6	7	5
Emergency Medicine (RCPC)	139	143	146	157	177	197	235	278	301	335
Critical Care (Emergency Med.)	2	1	2	3	9	3	8	10	8	8
Pediatric Emergency Medicine	3	10	13	3				1	1	1
Internal Medicine	799	857	938	1020	1140	1235	1366	1386	1419	1425
Cardiology (Int.Med.)	155	162	164	177	180	182	201	210	227	247
Clin. Imm./Allergy (Int.Med.)	8	4	4	4	6	6	9	9	15	18
Clin. Pharmacology and Toxicology (Int.Med.)	7	4	2	3	2	3	4	6	7	6
Critical Care (Int.Med.)	41	37	42	49	43	51	45	48	59	62
Endocrinology/Met. (Int.Med.)	31	31	27	30	38	39	37	49	59	55
Gastroenterology (Int.Med.)	84	69	72	82	78	71	82	88	106	115
General Internal Medicine									65	111
Geriatric Medicine (Int.Med.)	11	10	11	16	21	22	20	18	25	26
Hematology (Int.Med.)	59	51	46	53	50	50	62	76	84	90
Infectious Diseases (Int.Med.)	10	19	25	25	18	23	27	36	31	34
Medical Oncology (Int.Med.)	49	53	54	51	64	66	70	75	69	84
Nephrology (Int.Med.)	72	72	69	63	64	59	53	75	70	68
Occupational Medicine (Int. Med.)								2	2	1
Respirology (Int.Med.)	56	51	45	54	57	75	82	85	88	89
Rheumatology (Int.Med.)	17	24	23	24	31	24	43	54	57	59
Transfusion Med. (Int.Med.)		2		3	2	1	1	1	3	4
Medical Genetics	25	29	37	38	39	37	41	35	35	36
Neurology	140	144	147	155	174	197	223	256	277	280
Neurology (Pediatrics)	26	30	29	31	33	37	46	51	58	61
Nuclear Medicine	31	30	39	37	39	39	44	45	44	52
Occupational Medicine	12	9	7	7	4	5	4			
Pediatrics	335	366	378	419	441	469	520	536	569	609
Adolescent Medicine (Ped.)							2	6	8	6
Cardiology (Ped.)	10	15	12	16	16	15	20	24	23	21
Clin. Imm./Allergy (Ped.)	11	7	7	6	8	10	9	10	16	19
Clinical Pharmacology and Toxicology (Ped.)	4	2	3	2	3	3	4	2	1	
Critical Care (Ped.)	10	14	7	11	12	14	17	15	20	17
Endocrinology/Met. (Ped.)	11	12	12	15	13	11	12	11	16	14
Gastroenterology (Ped.)	8	8	8	11	10	11	9	15	17	16

(continued)

Table 3-A
SUMMARY TABLE 2003 - 2012
NUMBER OF CANADIAN CITIZENS/PERMANENT RESIDENTS IN ALL TRAINING FIELDS
FIELD OF POST-M.D. TRAINING
BY
POST-M.D. TRAINING YEAR

Field of Post-M.D. Training	Post-M.D. Training Year									
	2003	2004	2005	2006	2007	2008	2009	2010	2011	2012
Developmental Pediatrics		1	5	9	8	6	7	6	9	13
Pediatric Emergency Med. (Ped.)	17	14	10	16	21	28	31	33	34	29
Hematology/Oncology (Ped.)	17	14	20	15	19	23	25	30	34	35
Infectious Diseases (Ped.)	8	11	13	13	14	13	12	14	12	14
Neonatal-Perinatal Med. (Ped.)	17	15	13	22	19	26	28	44	55	51
Nephrology (Ped.)	6	11	9	8	9	6	5	5	2	2
Respirology (Ped.)	2	4	7	5	4	6	7	2	5	6
Rheumatology (Ped.)	4	2	3	5	7	9	11	12	8	8
Physical Medicine & Rehab.	63	71	82	77	91	102	112	124	127	131
Psychiatry	590	608	625	636	699	736	772	821	827	846
Child and Adolescent Psychiatry										5
Clinical Pharmacology and Toxicology (Psych.)								1		
Forensic Psychiatry										6
Geriatric Psychiatry										5
Radiation Oncology	113	135	159	162	173	166	170	163	150	146
MEDICAL SPECIALTIES SUBTOTAL	4009	4212	4412	4715	5098	5382	5869	6233	6561	6797
Laboratory Med. (Undifferentiated)	4	7	5	3	7	6	6	5	5	3
Anatomical Pathology	114	120	137	140	182	202	212	218	228	237
Forensic Pathology (Anat. Path.)							2	1	1	2
General Pathology	20	44	54	68	34	29	32	27	31	35
Forensic Pathology (Gen. Path.)								1		
Hematological Pathology	13	17	14	12	14	17	17	16	20	23
Transfusion Med. (Hem.Path.)			1	2		1	1		1	1
Medical Biochemistry	10	12	10	10	14	15	18	25	27	24
Medical Microbiology	36	30	35	48	61	58	64	62	64	61
Neuropathology	5	7	6	5	7	7	4	6	8	10
LAB MEDICINE SPECIALTIES SUBTOTAL	202	237	262	288	319	335	356	361	385	396
Cardiac Surgery	62	59	53	55	58	55	54	60	64	58
Thoracic Surgery (Cardiac Surg.)		1	2					1	1	
Critical Care (Cardiac Surg.)			1	1	3	3	3	1	1	
General Surgery	476	497	510	508	544	575	598	611	638	624
Colorectal Surgery	1	4	5	2	5	3	6	6	5	5
Critical Care (Surgery)	4	10	5	7	12	13	14	9	9	11
Gen. Surgical Oncology	6	7	6	6	9	7	5	10	11	14
Pediatric Surgery	11	9	6	3	2	6	10	12	10	10
Thoracic Surgery	14	10	10	11	13	13	14	8	8	8
Vascular Surgery	12	8	14	12	10	13	10	14	17	34
Neurosurgery	99	104	103	111	113	115	124	132	121	129
Obstetrics/Gynecology	319	334	354	375	397	410	440	475	520	535
Gyn. Oncology	6	5	5	5	7	8	11	10	12	14
Gyn.Rep.Endocrin./Infertility	4	7	7	6	8	7	11	13	12	15
Maternal-Fetal Med. (Ob.)	11	10	11	9	9	18	22	19	14	13
Ophthalmology	138	141	155	159	174	191	194	204	205	215
Otolaryngology - Head and Neck Surgery	115	117	113	120	131	146	149	160	167	170
Orthopedic Surgery	272	283	308	324	355	394	425	464	495	516
Plastic Surgery	83	87	89	108	116	124	133	150	161	163
Urology	122	118	110	131	128	142	162	166	176	184
SURGICAL SPECIALTIES SUBTOTAL	1755	1811	1867	1953	2094	2243	2385	2525	2647	2718
Total	7598	8024	8451	9036	9701	10234	11081	11821	12467	12951

Table 3-B
SUMMARY TABLE 2003 - 2012
NUMBER OF VISA TRAINEES IN ALL TRAINING FIELDS
FIELD OF POST-M.D. TRAINING
BY
POST-M.D. TRAINING YEAR

Field of Post-M.D. Training	Post-M.D. Training Year									
	2003	2004	2005	2006	2007	2008	2009	2010	2011	2012
Family Medicine	30	19	17	19	16	16	16	17	10	13
Emergency Medicine (CFPC)	1		2	3		1			1	
Care of the Elderly (CFPC)	2		1	2	4	3	3	2	3	
Enhanced Skills: Other Fam. Med. Training	7	15	5	4	1		3	4	4	4
FAMILY MEDICINE SUBTOTAL	40	34	25	28	21	20	22	23	18	17
Palliative Medicine	2		1	1	7	6	7	3	2	6
TRAINING FOLLOWING FAMILY MEDICINE OR SPECIALTY SUBTOTAL	2		1	1	7	6	7	3	2	6
Anesthesiology	113	125	145	137	144	131	137	135	118	101
Clinical Pharmacology and Toxicology (Anes.)						2				
Critical Care (Anes.)					2		1	5	3	1
Transfusion Medicine (Anes.)			2							
Public Health and Preventive Medicine		1	2	2	2	1	1	1	1	1
Dermatology	21	21	21	18	20	21	24	22	22	23
Diagnostic Radiology	101	102	90	98	105	110	99	118	113	129
Neuroradiology	7	12	14	17	18	16	17	19	20	24
Pediatric Diagnostic Radiology	5	11	12	14	19	19	17	14	18	16
Emergency Medicine (RCPC)	43	32	33	31	28	24	21	16	22	24
Critical Care (Emergency Med.)	2	5		1	3			4	3	
Pediatric Emergency Medicine		3	21	2			2	1		1
Internal Medicine	144	141	152	138	128	116	103	93	102	100
Cardiology (Int.Med.)	99	104	109	129	141	148	149	150	163	133
Clin. Imm./Allergy (Int.Med.)	3	8	6	6	3	3	3	1	1	2
Clin. Pharmacology and Toxicology (Int.Med.)	3	2	2	2	1	2	2	1	1	
Critical Care (Int.Med.)	25	27	32	31	35	32	44	42	34	33
Endocrinology/Met. (Int.Med.)	16	17	21	23	24	21	19	15	19	13
Gastroenterology (Int.Med.)	30	35	38	32	40	41	44	41	35	39
General Internal Medicine										2
Geriatric Medicine (Int.Med.)	4	5	4	3	3	3	3	1	2	3
Hematology (Int.Med.)	14	21	24	22	28	23	32	23	31	36
Infectious Diseases (Int.Med.)	3	6	7	13	11	9	11	12	14	13
Medical Oncology (Int.Med.)	6	15	19	29	39	42	49	44	48	44
Nephrology (Int.Med.)	35	29	34	35	39	39	36	42	40	52
Occupational Medicine (Int. Med.)							2	2		
Respirology (Int.Med.)	29	20	27	27	30	27	23	19	18	19
Rheumatology (Int.Med.)	17	15	18	16	25	26	19	10	11	14
Transfusion Med. (Int.Med.)				3	1	3	2		1	1
Medical Genetics	11	9	9	11	16	11	11	10	10	11
Neurology	49	73	77	71	76	76	72	80	67	66
Neurology (Pediatrics)	11	22	20	11	17	22	22	24	21	16
Nuclear Medicine	4	3	6	9	7	6	6	6	8	6
Occupational Medicine	3	2	3	4	4	2	2			
Pediatrics	75	71	78	78	81	77	58	49	50	42
Adolescent Medicine (Ped.)							3	2	3	1
Cardiology (Ped.)	23	19	23	30	26	36	33	28	29	39
Clin. Imm./Allergy (Ped.)	10	10	6	8	9	6	8	7	7	4
Clinical Pharmacology and Toxicology (Ped.)	2	1	4	5	4	3	2	2	5	4
Critical Care (Ped.)	20	22	18	27	28	27	27	28	33	33

(continued)

Table 3-B
SUMMARY TABLE 2003 - 2012
NUMBER OF VISA TRAINEES IN ALL TRAINING FIELDS
FIELD OF POST-M.D. TRAINING
BY
POST-M.D. TRAINING YEAR

Field of Post-M.D. Training	Post-M.D. Training Year									
	2003	2004	2005	2006	2007	2008	2009	2010	2011	2012
Endocrinology/Met. (Ped.)	6	7	13	12	15	15	14	13	11	10
Gastroenterology (Ped.)	13	11	20	14	19	24	24	16	14	17
Developmental Pediatrics		1	1	3	4	11	13	8	5	4
Pediatric Emergency Med. (Ped.)	14	17	4	20	17	26	20	23	21	19
Hematology/Oncology (Ped.)	28	38	31	30	29	30	44	44	43	35
Infectious Diseases (Ped.)	9	10	13	20	16	18	19	17	13	17
Neonatal-Perinatal Med. (Ped.)	56	62	61	53	65	68	73	67	62	65
Nephrology (Ped.)	6	9	8	12	16	23	22	17	20	24
Respirology (Ped.)	9	14	10	13	13	11	14	13	16	17
Rheumatology (Ped.)	9	11	12	14	9	8	7	8	8	10
Physical Medicine & Rehab.	9	6	6	6	6	6	5	5	5	5
Psychiatry	33	46	53	53	52	54	58	54	54	47
Clinical Pharmacology and Toxicology (Psych.)				1						
Radiation Oncology	41	43	32	34	42	43	43	38	42	39
MEDICAL SPECIALTIES SUBTOTAL	1161	1264	1341	1368	1460	1462	1460	1390	1387	1355
Anatomical Pathology	41	44	53	45	46	31	29	20	21	25
Forensic Pathology (Anat. Path.)								1	2	2
General Pathology	6	4	5	3	3	3	1		1	
Hematological Pathology	8	9	8	7	10	8	9	8	4	5
Transfusion Med. (Hem.Path.)									1	2
Medical Biochemistry	3	6	8	8	8	6	7	4	1	1
Medical Microbiology	8	11	10	7	7	8	3	5	6	4
Neuropathology			3	4	2	3	7	8	7	8
LAB MEDICINE SPECIALTIES SUBTOTAL	66	74	87	74	76	59	56	46	43	47
Cardiac Surgery	48	68	63	53	51	53	47	56	55	53
Thoracic Surgery (Cardiac Surg.)	1		2						1	
Critical Care (Cardiac Surg.)					1					
General Surgery	91	101	105	120	101	103	100	68	70	66
Colorectal Surgery	3	2	1	3	3	3	3	4	2	3
Critical Care (Surgery)	1			1	2	2	1	1	1	2
Gen. Surgical Oncology	4	6	7	5	9	8	7	8	10	5
Pediatric Surgery	7	10	11	13	14	11	6	9	7	11
Thoracic Surgery	16	12	17	17	21	17	18	20	26	28
Vascular Surgery	9	7	7	10	10	7	8	7	2	6
Neurosurgery	59	59	61	57	66	68	64	64	70	76
Obstetrics/Gynecology	59	61	53	52	45	46	46	45	38	45
Gyn. Oncology	5	5	9	10	11	16	12	14	14	12
Gyn.Rep.Endocrin./Infertility	8	9	11	9	6	7	6	7	9	10
Maternal-Fetal Med. (Ob.)	11	12	12	21	19	11	17	20	23	24
Ophthalmology	56	54	54	58	63	60	58	69	57	60
Otolaryngology - Head and Neck Surgery	28	27	31	34	43	35	41	41	35	40
Orthopedic Surgery	109	119	135	145	150	145	138	125	124	114
Plastic Surgery	39	38	42	40	39	35	30	26	23	24
Urology	39	34	40	36	41	45	38	45	39	27
SURGICAL SPECIALTIES SUBTOTAL	593	624	661	684	695	672	640	629	606	606
Total	1862	1996	2115	2155	2259	2219	2185	2091	2056	2031

Table 4-A
SUMMARY TABLE 2003 - 2012
NUMBER OF REGULAR MINISTRY FUNDED TRAINEES IN ALL TRAINING FIELDS
FIELD OF POST-M.D. TRAINING
BY
POST-M.D. TRAINING YEAR

Field of Post-M.D. Training	Post-M.D. Training Year									
	2003	2004	2005	2006	2007	2008	2009	2010	2011	2012
Family Medicine	1384	1490	1671	1863	1901	1986	2157	2352	2487	2645
Emergency Medicine (CFPC)	104	100	96	88	103	111	124	133	117	137
Care of the Elderly (CFPC)	10	8	11	6	10	8	5	8	9	17
Enhanced Skills: Other Fam. Med. Training	51	71	56	50	54	68	77	96	127	104
FAMILY MEDICINE SUBTOTAL	1549	1669	1834	2007	2068	2173	2363	2589	2740	2903
Palliative Medicine	9	13	16	14	12	15	19	27	18	15
TRAINING FOLLOWING FAMILY MEDICINE OR SPECIALTY SUBTOTAL	9	13	16	14	12	15	19	27	18	15
Anesthesiology	448	470	488	518	558	570	609	632	642	627
Critical Care (Anes.)	7	3	5	10	15	11	7	9	10	14
Transfusion Medicine (Anes.)						1	1			
Public Health and Preventive Medicine	55	65	67	84	95	96	121	126	127	121
Dermatology	48	48	56	57	70	86	95	104	116	129
Diagnostic Radiology	356	365	367	397	414	424	441	465	485	481
Neuroradiology			2	2	1	2	5	7	4	5
Pediatric Diagnostic Radiology		1				1			1	1
Emergency Medicine (RCPSC)	137	141	144	155	173	195	233	274	298	334
Critical Care (Emergency Med.)	1	1	2	3	9	3	8	10	8	8
Pediatric Emergency Medicine	1	7	8	3					1	1
Internal Medicine	769	833	909	999	1122	1208	1339	1363	1406	1420
Cardiology (Int.Med.)	119	127	126	135	138	137	148	162	173	183
Clin. Imm./Allergy (Int.Med.)	5	3	5	4	3	6	7	8	14	17
Clin. Pharmacology and Toxicology (Int.Med.)	4	2	1			1	2	3	4	5
Critical Care (Int.Med.)	31	30	31	39	38	45	40	39	49	52
Endocrinology/Met. (Int.Med.)	29	28	25	28	33	37	36	45	54	49
Gastroenterology (Int.Med.)	68	54	58	73	65	63	71	77	89	93
General Internal Medicine									62	95
Geriatric Medicine (Int.Med.)	10	10	10	13	18	20	19	18	24	26
Hematology (Int.Med.)	35	37	31	39	42	40	53	63	63	69
Infectious Diseases (Int.Med.)	8	19	25	24	17	20	25	31	27	27
Medical Oncology (Int.Med.)	28	34	34	32	45	47	49	48	53	72
Nephrology (Int.Med.)	63	62	57	50	51	50	44	59	57	51
Occupational Medicine (Int. Med.)								1	1	1
Respirology (Int.Med.)	45	41	37	40	47	60	66	74	77	76
Rheumatology (Int.Med.)	9	13	17	20	23	21	38	45	49	51
Transfusion Med. (Int.Med.)									1	2
Medical Genetics	23	26	35	35	37	36	38	32	31	32
Neurology	109	126	133	139	154	167	189	219	236	240
Neurology (Pediatrics)	21	25	23	25	28	33	42	46	50	51
Nuclear Medicine	30	29	37	33	39	38	42	44	42	49
Occupational Medicine	11	8	6	7	4	5	2			
Pediatrics	319	354	379	412	429	456	491	512	546	590
Adolescent Medicine (Ped.)								4	6	4
Cardiology (Ped.)	6	9	4	6	8	8	12	14	15	16
Clin. Imm./Allergy (Ped.)	7	3	5	5	8	9	8	10	15	17
Clinical Pharmacology and Toxicology (Ped.)	1									
Critical Care (Ped.)	7	12	6	10	10	14	14	13	13	15
Endocrinology/Met. (Ped.)	5	5	6	6	5	7	5	6	9	10
Gastroenterology (Ped.)	4	3	4	5	4	3	6	10	13	9
Developmental Pediatrics				2	5	3	5	3	6	10
Pediatric Emergency Med. (Ped.)	10	9	10	10	13	17	25	26	27	23

(continued)

Table 4-A
SUMMARY TABLE 2003 - 2012
NUMBER OF REGULAR MINISTRY FUNDED TRAINEES IN ALL TRAINING FIELDS
FIELD OF POST-M.D. TRAINING
BY
POST-M.D. TRAINING YEAR

Field of Post-M.D. Training	Post-M.D. Training Year									
	2003	2004	2005	2006	2007	2008	2009	2010	2011	2012
Hematology/Oncology (Ped.)	9	6	11	9	16	17	15	19	17	21
Infectious Diseases (Ped.)	3	3	3	6	10	9	8	10	7	11
Neonatal-Perinatal Med. (Ped.)	5	5	3	3	5	12	12	17	23	16
Nephrology (Ped.)	5	7	5	4	8	5	5	5	1	2
Respirology (Ped.)	1	2	4	3	3	3	4	1	5	6
Rheumatology (Ped.)	2	1	1	2	5	7	8	7	4	6
Physical Medicine & Rehab.	62	68	80	76	88	98	110	124	127	128
Psychiatry	526	544	559	578	640	676	725	764	789	825
Child and Adolescent Psychiatry										2
Clinical Pharmacology and Toxicology (Psych.)								1		
Forensic Psychiatry										6
Geriatric Psychiatry										3
Radiation Oncology	110	130	153	148	161	149	146	141	129	122
MEDICAL SPECIALTIES SUBTOTAL	3552	3769	3972	4249	4657	4916	5369	5691	6006	6224
Laboratory Med. (Undifferentiated)	4	7	5	3	7	6	5	5	5	3
Anatomical Pathology	109	118	127	135	178	190	198	204	213	219
Forensic Pathology (Anat. Path.)							2	1	1	2
General Pathology	20	43	55	66	32	28	32	27	30	32
Forensic Pathology (Gen. Path.)								1		
Hematological Pathology	13	14	11	12	14	14	17	16	18	21
Medical Biochemistry	8	13	10	11	14	15	18	25	27	24
Medical Microbiology	33	29	35	47	61	58	62	62	64	59
Neuropathology	5	7	6	5	6	5	4	6	8	10
LAB MEDICINE SPECIALTIES SUBTOTAL	192	231	249	279	312	316	338	347	366	370
Cardiac Surgery	49	48	43	45	47	45	41	41	49	45
Thoracic Surgery (Cardiac Surg.)		1	2					1	1	
Critical Care (Cardiac Surg.)			1	1	3	3	2	1	1	
General Surgery	439	455	468	464	490	519	547	559	578	564
Colorectal Surgery	1	3	3	2	4	3	5	6	4	4
Critical Care (Surgery)	3	9	5	6	11	11	14	7	6	7
Gen. Surgical Oncology	3	1	2	3	4	2	2	8	10	10
Pediatric Surgery	10	10	9	6	5	6	9	11	11	10
Thoracic Surgery	12	9	8	10	9	10	10	6	6	6
Vascular Surgery	11	7	14	10	8	12	10	14	16	31
Neurosurgery	90	89	95	100	103	102	110	115	106	113
Obstetrics/Gynecology	304	324	342	359	382	393	423	460	501	511
Gyn. Oncology	3	1	2	2	3	6	8	5	4	11
Gyn.Rep.Endocrin./Infertility	1	2	4	2	2	4	10	13	11	14
Maternal-Fetal Med. (Ob.)	4	2	2	4	6	13	19	14	10	12
Ophthalmology	133	130	138	146	156	163	172	181	186	197
Otolaryngology - Head and Neck Surgery	105	104	100	109	118	132	136	146	153	154
Orthopedic Surgery	230	250	271	286	314	347	380	405	423	425
Plastic Surgery	79	79	83	99	108	113	124	133	142	142
Urology	109	111	104	114	120	135	142	150	160	163
SURGICAL SPECIALTIES SUBTOTAL	1586	1635	1696	1768	1893	2019	2164	2276	2378	2419
Total	6888	7317	7767	8317	8942	9439	10253	10930	11508	11931

Table 4-B
SUMMARY TABLE 2003 - 2012
NUMBER OF NON-REGULAR MINISTRY FUNDED TRAINEES IN ALL TRAINING FIELDS
FIELD OF POST-M.D. TRAINING
BY
POST-M.D. TRAINING YEAR

Field of Post-M.D. Training	Post-M.D. Training Year									
	2003	2004	2005	2006	2007	2008	2009	2010	2011	2012
Non-Specialized Upgrading	8	10	5							
NON-SPECIALIZED TRAINING SUBTOTAL	8	10	5							
Family Medicine	80	68	58	64	105	83	87	89	117	116
Emergency Medicine (CFPC)	6	4	5	2	7	5	1	2	4	2
Care of the Elderly (CFPC)	3	2	1	4	4	5	4	3	4	
Enhanced Skills: Other Fam. Med. Training	8	26	12	15	13	10	15	11	6	20
FAMILY MEDICINE SUBTOTAL	97	100	76	85	129	103	107	105	131	138
Palliative Medicine	11	6	5	3	9	9	11	7	5	7
TRAINING FOLLOWING FAMILY MEDICINE OR SPECIALTY SUBTOTAL	11	6	5	3	9	9	11	7	5	7
Anesthesiology	161	176	190	189	197	183	185	188	179	176
Clinical Pharmacology and Toxicology (Anes.)						2				
Critical Care (Anes.)	1	3	2	3	8	2	2	5	4	1
Pain Medicine (Anes.)										1
Transfusion Medicine (Anes.)			3							
Public Health and Preventive Medicine	3	5	6	3	3	5	4	4	4	4
Dermatology	25	25	30	23	25	26	27	27	29	34
Diagnostic Radiology	133	144	131	141	142	152	153	169	164	187
Neuroradiology	10	14	20	26	23	23	20	23	24	25
Pediatric Diagnostic Radiology	6	13	16	15	21	22	19	20	24	20
Emergency Medicine (RCPSC)	45	34	35	33	32	26	23	20	25	25
Critical Care (Emergency Med.)	3	5		1	3			4	3	
Pediatric Emergency Medicine	2	6	26	2			2	2		1
Internal Medicine	174	165	181	159	146	143	130	116	115	105
Cardiology (Int.Med.)	135	139	147	171	183	193	202	198	217	197
Clin. Imm./Allergy (Int.Med.)	6	9	5	6	6	3	5	2	2	3
Clin. Pharmacology and Toxicology (Int.Med.)	6	4	3	5	3	4	4	4	4	1
Critical Care (Int.Med.)	35	34	43	41	40	38	49	51	44	43
Endocrinology/Met. (Int.Med.)	18	20	23	25	29	23	20	19	24	19
Gastroenterology (Int.Med.)	46	50	52	41	53	49	55	52	52	61
General Internal Medicine									3	18
Geriatric Medicine (Int.Med.)	5	5	5	6	6	5	4	1	3	3
Hematology (Int.Med.)	38	35	39	36	36	33	41	36	52	57
Infectious Diseases (Int.Med.)	5	6	7	14	12	12	13	17	18	20
Medical Oncology (Int.Med.)	27	34	39	48	58	61	70	71	64	56
Nephrology (Int.Med.)	44	39	46	48	52	48	45	58	53	69
Occupational Medicine (Int. Med.)							2	3	1	
Respirology (Int.Med.)	40	30	35	41	40	42	39	30	29	32
Rheumatology (Int.Med.)	25	26	24	20	33	29	24	19	19	22
Transfusion Med. (Int.Med.)		2		6	3	4	3	1	3	3
Medical Genetics	13	12	11	14	18	12	14	13	14	15
Neurology	80	91	91	87	96	106	106	117	108	106
Neurology (Pediatrics)	16	27	26	17	22	26	26	29	29	26
Nuclear Medicine	5	4	8	13	7	7	8	7	10	9
Occupational Medicine	4	3	4	4	4	2	4			
Pediatrics	91	83	77	85	93	90	87	73	73	61
Adolescent Medicine (Ped.)							5	4	5	3
Cardiology (Ped.)	27	25	31	40	34	43	41	38	37	44
Clin. Imm./Allergy (Ped.)	14	14	8	9	9	7	9	7	8	6
Clinical Pharmacology and Toxicology (Ped.)	5	3	7	7	7	6	6	4	6	4
Critical Care (Ped.)	23	24	19	28	30	27	30	30	40	35
Endocrinology/Met. (Ped.)	12	14	19	21	23	19	21	18	18	14



(continued)

Table 4-B
SUMMARY TABLE 2003 - 2012
NUMBER OF NON-REGULAR MINISTRY FUNDED TRAINEES IN ALL TRAINING FIELDS
FIELD OF POST-M.D. TRAINING
BY
POST-M.D. TRAINING YEAR

Field of Post-M.D. Training	Post-M.D. Training Year									
	2003	2004	2005	2006	2007	2008	2009	2010	2011	2012
Gastroenterology (Ped.)	17	16	24	20	25	32	27	21	18	24
Developmental Pediatrics		2	6	10	7	14	15	11	8	7
Pediatric Emergency Med. (Ped.)	21	22	4	26	25	37	26	30	28	25
Hematology/Oncology (Ped.)	36	46	40	36	32	36	54	55	60	49
Infectious Diseases (Ped.)	14	18	23	27	20	22	23	21	18	20
Neonatal-Perinatal Med. (Ped.)	68	72	71	72	79	82	89	94	94	100
Nephrology (Ped.)	7	13	12	16	17	24	22	17	21	24
Respirology (Ped.)	10	16	13	15	14	14	17	14	16	17
Rheumatology (Ped.)	11	12	14	17	11	10	10	13	12	12
Physical Medicine & Rehab.	10	9	8	7	9	10	7	5	5	8
Psychiatry	97	110	119	111	111	114	105	111	92	68
Child and Adolescent Psychiatry										3
Clinical Pharmacology and Toxicology (Psych.)				1						
Geriatric Psychiatry										2
Radiation Oncology	44	48	38	48	54	60	67	60	63	63
MEDICAL SPECIALTIES SUBTOTAL	1618	1707	1781	1834	1901	1928	1960	1932	1942	1928
Laboratory Med. (Undifferentiated)							1			
Anatomical Pathology	46	46	63	50	50	43	43	34	36	43
Forensic Pathology (Anat. Path.)								1	2	2
General Pathology	6	5	4	5	5	4	1		2	3
Hematological Pathology	8	12	11	7	10	11	9	8	6	7
Transfusion Med. (Hem.Path.)			1	2		1	1		2	3
Medical Biochemistry	5	5	8	7	8	6	7	4	1	1
Medical Microbiology	11	12	10	8	7	8	5	5	6	6
Neuropathology			3	4	3	5	7	8	7	8
LAB MEDICINE SPECIALTIES SUBTOTAL	76	80	100	83	83	78	74	60	62	73
Cardiac Surgery	61	79	73	63	62	63	60	75	70	66
Thoracic Surgery (Cardiac Surg.)	1		2						1	
Critical Care (Cardiac Surg.)					1		1			
General Surgery	128	143	147	164	155	159	151	120	130	126
Colorectal Surgery	3	3	3	3	4	3	4	4	3	4
Critical Care (Surgery)	2	1		2	3	4	1	3	4	6
Gen. Surgical Oncology	7	12	11	8	14	13	10	10	11	9
Pediatric Surgery	8	9	8	10	11	11	7	10	6	11
Thoracic Surgery	18	13	19	18	25	20	22	22	28	30
Vascular Surgery	10	8	7	12	12	8	8	7	3	9
Neurosurgery	68	74	69	68	76	81	78	81	85	92
Obstetrics/Gynecology	74	71	65	68	60	63	63	60	57	69
Gyn. Oncology	8	9	12	13	15	18	15	19	22	15
Gyn.Rep.Endocrin./Infertility	11	14	14	13	12	10	7	7	10	11
Maternal-Fetal Med. (Ob.)	18	20	21	26	22	16	20	25	27	25
Ophthalmology	61	65	71	71	81	88	80	92	76	78
Otolaryngology - Head and Neck Surgery	38	40	44	45	56	49	54	55	49	56
Orthopedic Surgery	151	152	172	183	191	192	183	184	196	205
Plastic Surgery	43	46	48	49	47	46	39	43	42	45
Urology	52	41	46	53	49	52	58	61	55	48
SURGICAL SPECIALTIES SUBTOTAL	762	800	832	869	896	896	861	878	875	905
Total	2572	2703	2799	2874	3018	3014	3013	2982	3015	3051



265 Carling Ave, Suite 800
Ottawa, ON Canada K1S 2E1

 613-730-1204
 613-730-1196

caper@afmc.ca
www.caper.ca

Copyright © AFMC2013
Droits d'auteur © AFMC 2013