

EDUCATION REGISTRY
ENREGISTREMENT D'ÉDUCATION

2 2 2 2 3 1 1 1 1 1 1
 3 3 3 2 2 1 3 1 3 1 2 1
 1 1 1 1 1 5 5 5
 1 3 1 3 1 2 1 1 1 1 1 6 1 6
 5 0 6 4 0 7 5 0 5 6 0 6 6 8 9 0
 7 8 0 9 0 2 9 0 6 8 0 6 9 0 5 6
 7 8 9 0 0 4 9 0 4 6 3 0 4 9 2

1 2 6 8 9 0 8 8 9 8 9
 0 8 9 8 9 7 8 6 7 6 7 8
 8 9 0 8 9 0 7 8 6 6 5 9 6 6 8 0
 8 9 0 7 6 8 9 5 5 3 4 9 6 5 7
 1 5 6 1 5 4 8 4 5 5 6 4 8 4 6 1 5 8
 8 9 0 7 6 5 6 5 6 7 5 8 6 7 8 9 0 8
 8 9 0 9 4 7 9 4 1 9 4 3 1 9 4 3 1 9
 0 2 8 0 2 8 4 7 4 4 7 9 2 2 9 8 0 9 0 9
 8 9 3 6 7 9 5 6 2 6 7 8 2 8 3 2 9 2 8 3 6 2
 5 3 8 2 2 7 8 2 9 3 7 3 8 3 8 7 9 2 7 2 3 0 2
 4 8 5 0 4 8 0 4 9 8 0 5 9 0 4 6 0 5 4 0

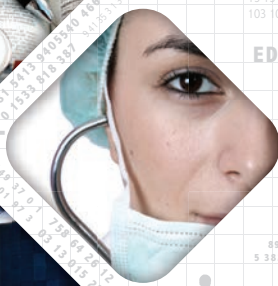
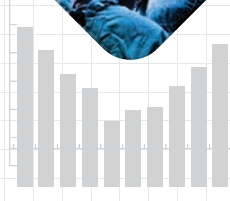
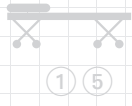
1 2 6 8 9 0 8 8 9 8 9
 0 8 9 8 9 7 8 6 7 6 7 8
 8 9 0 8 9 0 7 8 6 6 5 9 6 6 8 0
 8 9 0 7 6 8 9 5 5 3 4 9 6 5 7
 1 5 6 1 5 4 8 4 5 5 6 4 8 4 6 1 5 8
 8 9 0 7 6 5 6 5 6 7 5 8 6 7 8 9 0 8
 8 9 0 9 4 7 9 4 1 9 4 3 1 9 4 3 1 9
 0 2 8 0 2 8 4 7 4 4 7 9 2 2 9 8 0 9 0 9
 8 9 3 6 7 9 5 6 2 6 7 8 2 8 3 2 9 2 8 3 6 2
 5 3 8 2 2 7 8 2 9 3 7 3 8 3 8 7 9 2 7 2 3 0 2
 4 8 5 0 4 8 0 4 9 8 0 5 9 0 4 6 0 5 4 0

TOTAL

HEALTH SANTÉ
 45 50 261
 857 63 100

ÉTUDES
FORMATION
SANTÉ

EDUCATION
TRAINING
HEALTH



1103
1078

EDUCATION
ÉTUDES

EDUCATION REGISTRY
ENREGISTREMENT
D'ÉDUCATION

1 2 6 8 9 0 8 8 9 8 9
 0 8 9 8 9 7 8 6 7 6 7 8
 8 9 0 8 9 0 7 8 6 6 5 9 6 6 8 0
 8 9 0 7 6 8 9 5 5 3 4 9 6 5 7
 1 5 6 1 5 4 8 4 5 5 6 4 8 4 6 1 5 8
 8 9 0 7 6 5 6 5 6 7 5 8 6 7 8 9 0 8
 8 9 0 9 4 7 9 4 1 9 4 3 1 9 4 3 1 9
 0 2 8 0 2 8 4 7 4 4 7 9 2 2 9 8 0 9 0 9
 8 9 3 6 7 9 5 6 2 6 7 8 2 8 3 2 9 2 8 3 6 2
 5 3 8 2 2 7 8 2 9 3 7 3 8 3 8 7 9 2 7 2 3 0 2

1 2 6 8 9 0 8 8 9 8 9
 0 8 9 8 9 7 8 6 7 6 7 8
 8 9 0 8 9 0 7 8 6 6 5 9 6 6 8 0
 8 9 0 7 6 8 9 5 5 3 4 9 6 5 7
 1 5 6 1 5 4 8 4 5 5 6 4 8 4 6 1 5 8
 8 9 0 7 6 5 6 5 6 7 5 8 6 7 8 9 0 8
 8 9 0 9 4 7 9 4 1 9 4 3 1 9 4 3 1 9
 0 2 8 0 2 8 4 7 4 4 7 9 2 2 9 8 0 9 0 9
 8 9 3 6 7 9 5 6 2 6 7 8 2 8 3 2 9 2 8 3 6 2
 5 3 8 2 2 7 8 2 9 3 7 3 8 3 8 7 9 2 7 2 3 0 2
 8 9 0 7 6 8 9 5 5 3 4 9 6 5 7
 0 2 8 0 2 8 4 7 4 4 7 9 2 2 9 8 0 9 0 9
 8 9 0 7 6 8 9 5 5 3 4 9 6 5 1 2 8 8 9 0 8 8 9 8 9
 0 8 9 8 9 7 8 6 7 6 7 8
 8 9 0 8 9 0 7 8 6 6 5 9 6 6 8 0
 8 9 0 7 6 8 9 5 5 3 4 9 6 5 7
 1 5 6 1 5 4 8 4 5 5 6 4 8 4 6 1 5 8
 8 9 0 7 6 5 6 5 6 7 5 8 6 7 8 9 0 8

EDUCATION
TRAINING
HEALTH

ÉTUDES
FORMATION
SANTÉ

3 3 3
 2 3 3 8 8 8
 1 1 1 1 1
 3 3 3 3 2 1 2 1 2
 4 4 5 3 2 1 6 1 6 1 6
 1 1 2 2 2
 3 3 3 3 2 1 4 1 4 1 4
 3 3 3 2 2 1 3 1 3 1 2 1
 1 1 1 1 1 5 5 5
 1 3 1 3 1 2 1 1 1 1 1 1 6 1 6 1 6 0 1
 1 0 3 1 0 7 5 9 4 1 3 5 3 1 3 4 9 3 4 8 1 3 4 6 3

2013 – 2014

INDIVIDUAL FIELD OF TRAINING TABLES

Individual Field of Training Tables

A set of tables have been prepared showing the faculty of medicine providing training for each specialty and subspecialty field in Canada. The rank level of residents enrolled in each program at each faculty on Nov 1, 2013 is given.

Two tables are given for each training field.

1. Canadian Citizens and Permanent Residents vs. Visa Trainees – The group of Canadian Citizens and Permanent Residents is our best estimate of the physicians who will become new family physicians and specialists for Canada. Visa Trainees although undertaking post-M.D. training in Canada, do not have the legal status required to stay and practice medicine in Canada.
2. Regular Ministry Funded vs. All Other Sources of Funding – Regular Ministry Funded trainees have funding provided by the appropriate provincial government ministry responsible for the training of residents within each province. For those that are not Regular Ministry Funded, the main source of funds comes from contracts between the faculty of medicine and foreign governments.
3. Summary Table 2004/05 – 2013/14
A: Number of Canadian Citizens and Permanent Residents in all Training Fields.
B: Number of Visa Trainees in all Training Fields
4. Summary Table 2004/05 – 2013/14
A: Number of Regular Ministry Funded Trainees in all Training Fields.
B: Number of Non-Regular Ministry Funded Trainees in all Training Fields.

TABLE OF CONTENTS

Field of Training	Page
Family Medicine	
Family Medicine	6
Emergency Medicine (Following Family Medicine)	10
Care of the Elderly (Following Family Medicine)	14
Enhanced Skills: Other Family Medicine Enhanced Skills Training	16
Medical Specialties	
Palliative Medicine	20
Anesthesiology	22
Public Health and Preventive Medicine	24
Dermatology	26
Diagnostic Radiology	28
Emergency Medicine	30
Internal Medicine	32
Medical Genetics	34
Neurology	36
Neurology (Pediatrics)	38
Nuclear Medicine	40
Pediatrics	42
Physical Medicine and Rehabilitation	44
Psychiatry	46
Radiation Oncology	48
Lab Medicine Specialties	
Laboratory Medicine (Undifferentiated)	50
Anatomical Pathology	52
Forensic Pathology	54
General Pathology	56

TABLE OF CONTENTS

Field of Training	Page
Hematological Pathology	58
Medical Biochemistry	60
Medical Microbiology	62
Neuropathology	64
Surgical Specialties	
Cardiac Surgery	66
General Surgery	68
Neurosurgery	70
Obstetrics and Gynecology	72
Ophthalmology	74
Otolaryngology – Head and Neck Surgery	76
Orthopedic Surgery	78
Plastic Surgery	80
Urology	82
Vascular Surgery	84
Medical and Surgical Subspecialties	
Neuroradiology	86
Pediatric Radiology	88
Adolescent Medicine	90
Cardiology	92
Clinical Immunology and Allergy	96
Clinical Pharmacology and Toxicology	98
Critical Care	100
Developmental Pediatrics	108
Endocrinology and Metabolism	110
Gastroenterology	114

TABLE OF CONTENTS

Field of Training	Page
General Internal Medicine	118
Geriatric Medicine	120
Pediatric Emergency Medicine	122
Hematology	124
Infectious Diseases	128
Medical Oncology	132
Neonatal-Perinatal Medicine	136
Nephrology	138
Occupational Medicine	142
Respirology	144
Rheumatology	148
Transfusion Medicine	152
Child & Adolescent Psychiatry	154
Geriatric Psychiatry	156
Colorectal Surgery	158
General Surgical Oncology	160
Pediatric Surgery	162
Thoracic Surgery	164
Gynecologic Oncology	166
Gynecologic Reproductive Endocrinology and Infertility	168
Maternal-Fetal Medicine	170

TABLE OF CONTENTS

Summary Table 2004/05 – 2013/14

Number of Canadian Citizens and Permanent Residents in all Training Fields	172
Number of Visa Trainees in all Training Fields	174
Number of Regular Ministry Funded Trainees in all Training Fields	176
Number of Non-Regular Ministry Funded Trainees in all Training Fields	178

Table 1
FAMILY MEDICINE
2013-14 Post-M.D. Trainees
(Canadian Citizens/Permanent Residents vs Visa Trainees)
Faculty of Medicine Providing Post-M.D. Training
By
Rank

Faculty of Medicine Providing Post-M.D. Training		Residents			Fellows	Total
		PGY-1	PGY-2	Sub-Total	Fellow	
Memorial University	CC/PR	39	32	71		71
	Visa Trainees					
	TOTAL	39	32	71		71
Dalhousie University	CC/PR	57	56	113		113
	Visa Trainees					
	TOTAL	57	56	113		113
Université Laval	CC/PR	106	108	214		214
	Visa Trainees					
	TOTAL	106	108	214		214
Université de Sherbrooke	CC/PR	86	76	162		162
	Visa Trainees					
	TOTAL	86	76	162		162
Université de Montréal	CC/PR	147	127	274	2	276
	Visa Trainees		2	2		2
	TOTAL	147	129	276	2	278
McGill University	CC/PR	84	87	171		171
	Visa Trainees	1	4	5		5
	TOTAL	85	91	176		176
University of Ottawa	CC/PR	74	69	143		143
	Visa Trainees					
	TOTAL	74	69	143		143
Queen's University	CC/PR	71	65	136		136
	Visa Trainees					
	TOTAL	71	65	136		136
University of Toronto	CC/PR	169	191	360		360
	Visa Trainees				1	1
	TOTAL	169	191	360	1	361
McMaster University	CC/PR	104	87	191		191
	Visa Trainees				1	1
	TOTAL	104	87	191	1	192
University of Western Ontario	CC/PR	84	75	159		159
	Visa Trainees					
	TOTAL	84	75	159		159

(cont.)

Table 1
FAMILY MEDICINE
2013-14 Post-M.D. Trainees
(Canadian Citizens/Permanent Residents vs Visa Trainees)
Faculty of Medicine Providing Post-M.D. Training
By
Rank

Faculty of Medicine Providing Post-M.D. Training		Residents			Fellows	Total
		PGY-1	PGY-2	Sub-Total	Fellow	
Northern Ontario School of Medicine	CC/PR	38	35	73		73
	Visa Trainees					
	TOTAL	38	35	73		73
University of Manitoba	CC/PR	53	61	114		114
	Visa Trainees					
	TOTAL	53	61	114		114
University of Saskatchewan	CC/PR	47	40	87		87
	Visa Trainees					
	TOTAL	47	40	87		87
University of Alberta	CC/PR	80	87	167		167
	Visa Trainees					
	TOTAL	80	87	167		167
University of Calgary	CC/PR	93	93	186		186
	Visa Trainees					
	TOTAL	93	93	186		186
University of British Columbia	CC/PR	147	131	278		278
	Visa Trainees					
	TOTAL	147	131	278		278
Grand Total	CC/PR	1479	1420	2899	2	2901
	Visa Trainees	1	6	7	2	9
	TOTAL	1480	1426	2906	4	2910

Table 2
FAMILY MEDICINE
2013-14 Post-M.D. Trainees
(Regular Ministry Funded vs All Other Funding)
Faculty of Medicine Providing Post-M.D. Training
By
Rank

Faculty of Medicine Providing Post-M.D. Training		Residents			Fellows	Total
		PGY-1	PGY-2	Sub-Total	Fellow	
Memorial University	Regular Ministry Funded	39	32	71		71
	Non-Ministry Funded					
	TOTAL	39	32	71		71
Dalhousie University	Regular Ministry Funded	56	54	110		110
	Non-Ministry Funded	1	2	3		3
	TOTAL	57	56	113		113
Université Laval	Regular Ministry Funded	104	106	210		210
	Non-Ministry Funded	2	2	4		4
	TOTAL	106	108	214		214
Université de Sherbrooke	Regular Ministry Funded	73	58	131		131
	Non-Ministry Funded	13	18	31		31
	TOTAL	86	76	162		162
Université de Montréal	Regular Ministry Funded	147	128	275		275
	Non-Ministry Funded		1	1	2	3
	TOTAL	147	129	276	2	278
McGill University	Regular Ministry Funded	85	91	176		176
	Non-Ministry Funded					
	TOTAL	85	91	176		176
University of Ottawa	Regular Ministry Funded	70	66	136		136
	Non-Ministry Funded	4	3	7		7
	TOTAL	74	69	143		143
Queen's University	Regular Ministry Funded	66	60	126		126
	Non-Ministry Funded	5	5	10		10
	TOTAL	71	65	136		136
University of Toronto	Regular Ministry Funded	167	189	356		356
	Non-Ministry Funded	2	2	4	1	5
	TOTAL	169	191	360	1	361
McMaster University	Regular Ministry Funded	102	86	188		188
	Non-Ministry Funded	2	1	3	1	4
	TOTAL	104	87	191	1	192
University of Western Ontario	Regular Ministry Funded	83	73	156		156
	Non-Ministry Funded	1	2	3		3
	TOTAL	84	75	159		159

(cont.)

Table 2
FAMILY MEDICINE
2013-14 Post-M.D. Trainees
(Regular Ministry Funded vs All Other Funding)
Faculty of Medicine Providing Post-M.D. Training
By
Rank

Faculty of Medicine Providing Post-M.D. Training		Residents			Fellows	Total
		PGY-1	PGY-2	Sub-Total	Fellow	
Northern Ontario School of Medicine	Regular Ministry Funded	38	35	73		73
	Non-Ministry Funded					
	TOTAL	38	35	73		73
University of Manitoba	Regular Ministry Funded	52	61	113		113
	Non-Ministry Funded	1		1		1
	TOTAL	53	61	114		114
University of Saskatchewan	Regular Ministry Funded	47	37	84		84
	Non-Ministry Funded		3	3		3
	TOTAL	47	40	87		87
University of Alberta	Regular Ministry Funded	80	85	165		165
	Non-Ministry Funded		2	2		2
	TOTAL	80	87	167		167
University of Calgary	Regular Ministry Funded	90	92	182		182
	Non-Ministry Funded	3	1	4		4
	TOTAL	93	93	186		186
University of British Columbia	Regular Ministry Funded	147	129	276		276
	Non-Ministry Funded		2	2		2
	TOTAL	147	131	278		278
Grand Total	Regular Ministry Funded	1446	1382	2828		2828
	Non-Ministry Funded	34	44	78	4	82
	TOTAL	1480	1426	2906	4	2910

Table 1
EMERGENCY MEDICINE FOLLOWING FAMILY MEDICINE
2013-14 Post-M.D. Trainees
(Canadian Citizens/Permanent Residents vs Visa Trainees)
Faculty of Medicine Providing Post-M.D. Training
By
Rank

Faculty of Medicine Providing Post-M.D. Training		Residents	Total
		PGY-3	
Memorial University	CC/PR	4	4
	Visa Trainees		
	TOTAL	4	4
Dalhousie University	CC/PR	4	4
	Visa Trainees		
	TOTAL	4	4
Université Laval	CC/PR	10	10
	Visa Trainees		
	TOTAL	10	10
Université de Sherbrooke	CC/PR	10	10
	Visa Trainees		
	TOTAL	10	10
Université de Montréal	CC/PR	9	9
	Visa Trainees		
	TOTAL	9	9
McGill University	CC/PR	13	13
	Visa Trainees		
	TOTAL	13	13
University of Ottawa	CC/PR	7	7
	Visa Trainees		
	TOTAL	7	7
Queen's University	CC/PR	8	8
	Visa Trainees		
	TOTAL	8	8
University of Toronto	CC/PR	11	11
	Visa Trainees		
	TOTAL	11	11
McMaster University	CC/PR	6	6
	Visa Trainees		
	TOTAL	6	6
University of Western Ontario	CC/PR	11	11
	Visa Trainees		
	TOTAL	11	11

(cont.)

Table 1
EMERGENCY MEDICINE FOLLOWING FAMILY MEDICINE
2013-14 Post-M.D. Trainees
(Canadian Citizens/Permanent Residents vs Visa Trainees)
Faculty of Medicine Providing Post-M.D. Training
By
Rank

Faculty of Medicine Providing Post-M.D. Training		Residents	Total
		PGY-3	
Northern Ontario School of Medicine	CC/PR	7	7
	Visa Trainees		
	TOTAL	7	7
University of Manitoba	CC/PR	4	4
	Visa Trainees		
	TOTAL	4	4
University of Saskatchewan	CC/PR	8	8
	Visa Trainees		
	TOTAL	8	8
University of Alberta	CC/PR	7	7
	Visa Trainees		
	TOTAL	7	7
University of Calgary	CC/PR	7	7
	Visa Trainees		
	TOTAL	7	7
University of British Columbia	CC/PR	7	7
	Visa Trainees		
	TOTAL	7	7
Grand Total	CC/PR	133	133
	Visa Trainees		
	TOTAL	133	133

Table 2
EMERGENCY MEDICINE FOLLOWING FAMILY MEDICINE
2013-14 Post-M.D. Trainees
(Regular Ministry Funded vs All Other Funding)
Faculty of Medicine Providing Post-M.D. Training
By
Rank

Faculty of Medicine Providing Post-M.D. Training		Residents	Total
		PGY-3	
Memorial University	Regular Ministry Funded	4	4
	Non-Ministry Funded		
	TOTAL	4	4
Dalhousie University	Regular Ministry Funded	4	4
	Non-Ministry Funded		
	TOTAL	4	4
Université Laval	Regular Ministry Funded	10	10
	Non-Ministry Funded		
	TOTAL	10	10
Université de Sherbrooke	Regular Ministry Funded	10	10
	Non-Ministry Funded		
	TOTAL	10	10
Université de Montréal	Regular Ministry Funded	9	9
	Non-Ministry Funded		
	TOTAL	9	9
McGill University	Regular Ministry Funded	13	13
	Non-Ministry Funded		
	TOTAL	13	13
University of Ottawa	Regular Ministry Funded	7	7
	Non-Ministry Funded		
	TOTAL	7	7
Queen's University	Regular Ministry Funded	8	8
	Non-Ministry Funded		
	TOTAL	8	8
University of Toronto	Regular Ministry Funded	11	11
	Non-Ministry Funded		
	TOTAL	11	11
McMaster University	Regular Ministry Funded	6	6
	Non-Ministry Funded		
	TOTAL	6	6
University of Western Ontario	Regular Ministry Funded	11	11
	Non-Ministry Funded		
	TOTAL	11	11

(cont.)

Table 2
EMERGENCY MEDICINE FOLLOWING FAMILY MEDICINE
2013-14 Post-M.D. Trainees
(Regular Ministry Funded vs All Other Funding)
Faculty of Medicine Providing Post-M.D. Training
By
Rank

Faculty of Medicine Providing Post-M.D. Training		Residents	Total
		PGY-3	
Northern Ontario School of Medicine	Regular Ministry Funded	7	7
	Non-Ministry Funded		
	TOTAL	7	7
University of Manitoba	Regular Ministry Funded	4	4
	Non-Ministry Funded		
	TOTAL	4	4
University of Saskatchewan	Regular Ministry Funded	8	8
	Non-Ministry Funded		
	TOTAL	8	8
University of Alberta	Regular Ministry Funded	7	7
	Non-Ministry Funded		
	TOTAL	7	7
University of Calgary	Regular Ministry Funded	7	7
	Non-Ministry Funded		
	TOTAL	7	7
University of British Columbia	Regular Ministry Funded	7	7
	Non-Ministry Funded		
	TOTAL	7	7
Grand Total	Regular Ministry Funded	133	133
	Non-Ministry Funded		
	TOTAL	133	133

Table 1
CARE OF THE ELDERLY FOLLOWING FAMILY MEDICINE
2013-14 Post-M.D. Trainees
(Canadian Citizens/Permanent Residents vs Visa Trainees)
Faculty of Medicine Providing Post-M.D. Training
By
Rank

Faculty of Medicine Providing Post-M.D. Training		Residents	Total
		PGY-3	
Dalhousie University	CC/PR	1	1
	Visa Trainees		
	TOTAL	1	1
Université Laval	CC/PR	1	1
	Visa Trainees		
	TOTAL	1	1
Université de Sherbrooke	CC/PR	1	1
	Visa Trainees		
	TOTAL	1	1
McGill University	CC/PR	2	2
	Visa Trainees	1	1
	TOTAL	3	3
Queen's University	CC/PR	3	3
	Visa Trainees		
	TOTAL	3	3
University of Toronto	CC/PR	3	3
	Visa Trainees		
	TOTAL	3	3
McMaster University	CC/PR	2	2
	Visa Trainees		
	TOTAL	2	2
University of Western Ontario	CC/PR	1	1
	Visa Trainees		
	TOTAL	1	1
University of Manitoba	CC/PR	1	1
	Visa Trainees		
	TOTAL	1	1
University of Alberta	CC/PR	3	3
	Visa Trainees		
	TOTAL	3	3
Grand Total	CC/PR	18	18
	Visa Trainees	1	1
	TOTAL	19	19

Table 2
CARE OF THE ELDERLY FOLLOWING FAMILY MEDICINE
2013-14 Post-M.D. Trainees
(Regular Ministry Funded vs All Other Funding)
Faculty of Medicine Providing Post-M.D. Training
By
Rank

Faculty of Medicine Providing Post-M.D. Training		Residents	Total
		PGY-3	
Dalhousie University	Regular Ministry Funded	1	1
	Non-Ministry Funded		
	TOTAL	1	1
Université Laval	Regular Ministry Funded	1	1
	Non-Ministry Funded		
	TOTAL	1	1
Université de Sherbrooke	Regular Ministry Funded	1	1
	Non-Ministry Funded		
	TOTAL	1	1
McGill University	Regular Ministry Funded	2	2
	Non-Ministry Funded	1	1
	TOTAL	3	3
Queen's University	Regular Ministry Funded	3	3
	Non-Ministry Funded		
	TOTAL	3	3
University of Toronto	Regular Ministry Funded	3	3
	Non-Ministry Funded		
	TOTAL	3	3
McMaster University	Regular Ministry Funded	2	2
	Non-Ministry Funded		
	TOTAL	2	2
University of Western Ontario	Regular Ministry Funded	1	1
	Non-Ministry Funded		
	TOTAL	1	1
University of Manitoba	Regular Ministry Funded	1	1
	Non-Ministry Funded		
	TOTAL	1	1
University of Alberta	Regular Ministry Funded	3	3
	Non-Ministry Funded		
	TOTAL	3	3
Grand Total	Regular Ministry Funded	18	18
	Non-Ministry Funded	1	1
	TOTAL	19	19

Table 1
ENHANCED SKILLS: OTHER FAMILY MEDICINE ENHANCED SKILLS TRAINING
2013-14 Post-M.D. Trainees
(Canadian Citizens/Permanent Residents vs Visa Trainees)
Faculty of Medicine Providing Post-M.D. Training
By
Rank

Faculty of Medicine Providing Post-M.D. Training		Residents	Fellows	Total
		PGY-3	Fellow	
Dalhousie University	CC/PR	2		2
	Visa Trainees			
	TOTAL	2		2
Université Laval	CC/PR	6		6
	Visa Trainees	1		1
	TOTAL	7		7
Université de Sherbrooke	CC/PR	3		3
	Visa Trainees			
	TOTAL	3		3
Université de Montréal	CC/PR	1		1
	Visa Trainees			
	TOTAL	1		1
McGill University	CC/PR	5		5
	Visa Trainees			
	TOTAL	5		5
University of Ottawa	CC/PR	13		13
	Visa Trainees			
	TOTAL	13		13
Queen's University	CC/PR	10		10
	Visa Trainees			
	TOTAL	10		10
University of Toronto	CC/PR	18	14	32
	Visa Trainees		2	2
	TOTAL	18	16	34
McMaster University	CC/PR	5		5
	Visa Trainees			
	TOTAL	5		5
University of Western Ontario	CC/PR	10	1	11
	Visa Trainees			
	TOTAL	10	1	11
Northern Ontario School of Medicine	CC/PR	6		6
	Visa Trainees			
	TOTAL	6		6

(cont.)

Table 1
ENHANCED SKILLS: OTHER FAMILY MEDICINE ENHANCED SKILLS TRAINING
2013-14 Post-M.D. Trainees
(Canadian Citizens/Permanent Residents vs Visa Trainees)
Faculty of Medicine Providing Post-M.D. Training
By
Rank

Faculty of Medicine Providing Post-M.D. Training		Residents	Fellows	Total
		PGY-3	Fellow	
University of Manitoba	CC/PR	7		7
	Visa Trainees			
	TOTAL	7		7
University of Saskatchewan	CC/PR	4		4
	Visa Trainees	1		1
	TOTAL	5		5
University of Alberta	CC/PR	6	1	7
	Visa Trainees			
	TOTAL	6	1	7
University of Calgary	CC/PR	10		10
	Visa Trainees			
	TOTAL	10		10
University of British Columbia	CC/PR	20	2	22
	Visa Trainees			
	TOTAL	20	2	22
Grand Total	CC/PR	126	18	144
	Visa Trainees	2	2	4
	TOTAL	128	20	148

Table 2
ENHANCED SKILLS: OTHER FAMILY MEDICINE ENHANCED SKILLS TRAINING
2013-14 Post-M.D. Trainees
(Regular Ministry Funded vs All Other Funding)
Faculty of Medicine Providing Post-M.D. Training
By
Rank

Faculty of Medicine Providing Post-M.D. Training		Residents	Fellows	Total
		PGY-3	Fellow	
Dalhousie University	Regular Ministry Funded	2		2
	Non-Ministry Funded			
	TOTAL	2		2
Université Laval	Regular Ministry Funded	7		7
	Non-Ministry Funded			
	TOTAL	7		7
Université de Sherbrooke	Regular Ministry Funded	2		2
	Non-Ministry Funded	1		1
	TOTAL	3		3
Université de Montréal	Regular Ministry Funded	1		1
	Non-Ministry Funded			
	TOTAL	1		1
McGill University	Regular Ministry Funded	4		4
	Non-Ministry Funded	1		1
	TOTAL	5		5
University of Ottawa	Regular Ministry Funded	13		13
	Non-Ministry Funded			
	TOTAL	13		13
Queen's University	Regular Ministry Funded	10		10
	Non-Ministry Funded			
	TOTAL	10		10
University of Toronto	Regular Ministry Funded	18		18
	Non-Ministry Funded		16	16
	TOTAL	18	16	34
McMaster University	Regular Ministry Funded	5		5
	Non-Ministry Funded			
	TOTAL	5		5
University of Western Ontario	Regular Ministry Funded	10		10
	Non-Ministry Funded		1	1
	TOTAL	10	1	11
Northern Ontario School of Medicine	Regular Ministry Funded	6		6
	Non-Ministry Funded			
	TOTAL	6		6

(cont.)

Table 2
ENHANCED SKILLS: OTHER FAMILY MEDICINE ENHANCED SKILLS TRAINING
2013-14 Post-M.D. Trainees
(Regular Ministry Funded vs All Other Funding)
Faculty of Medicine Providing Post-M.D. Training
By
Rank

Faculty of Medicine Providing Post-M.D. Training		Residents	Fellows	Total
		PGY-3	Fellow	
University of Manitoba	Regular Ministry Funded	6		6
	Non-Ministry Funded	1		1
	TOTAL	7		7
University of Saskatchewan	Regular Ministry Funded	4		4
	Non-Ministry Funded	1		1
	TOTAL	5		5
University of Alberta	Regular Ministry Funded	5		5
	Non-Ministry Funded	1	1	2
	TOTAL	6	1	7
University of Calgary	Regular Ministry Funded	10		10
	Non-Ministry Funded			
	TOTAL	10		10
University of British Columbia	Regular Ministry Funded	20		20
	Non-Ministry Funded		2	2
	TOTAL	20	2	22
Grand Total	Regular Ministry Funded	123		123
	Non-Ministry Funded	5	20	25
	TOTAL	128	20	148

Table 1
PALLIATIVE MEDICINE
2013-14 Post-M.D. Trainees
(Canadian Citizens/Permanent Residents vs Visa Trainees)
Faculty of Medicine Providing Post-M.D. Training
By
Rank

Faculty of Medicine Providing Post-M.D. Training		Residents					Fellows	Total
		PGY-3	PGY-5	PGY-6	PGY-7	Sub-Total	Fellow	
Dalhousie University	CC/PR	1				1		1
	Visa Trainees							
	TOTAL	1				1		1
Université Laval	CC/PR	1				1		1
	Visa Trainees							
	TOTAL	1				1		1
McGill University	CC/PR	3				3		3
	Visa Trainees							
	TOTAL	3				3		3
University of Ottawa	CC/PR	1	1			2		2
	Visa Trainees							
	TOTAL	1	1			2		2
Queen's University	CC/PR	1				1		1
	Visa Trainees						1	1
	TOTAL	1				1	1	2
University of Toronto	CC/PR	6	1			7		7
	Visa Trainees						1	1
	TOTAL	6	1			7	1	8
McMaster University	CC/PR	3				3		3
	Visa Trainees							
	TOTAL	3				3		3
University of Western Ontario	CC/PR	2				2		2
	Visa Trainees							
	TOTAL	2				2		2
University of Manitoba	CC/PR	1			1	2		2
	Visa Trainees							
	TOTAL	1			1	2		2
University of Alberta	CC/PR	2				2		2
	Visa Trainees						1	1
	TOTAL	2				2	1	3
University of Calgary	CC/PR	2	1			3		3
	Visa Trainees							
	TOTAL	2	1			3		3
University of British Columbia	CC/PR	2		1		3	1	4
	Visa Trainees							
	TOTAL	2		1		3	1	4
Grand Total	CC/PR	25	3	1	1	30	1	31
	Visa Trainees						3	3
	TOTAL	25	3	1	1	30	4	34

Table 2
PALLIATIVE MEDICINE
2013-14 Post-M.D. Trainees
(Regular Ministry Funded vs All Other Funding)
Faculty of Medicine Providing Post-M.D. Training
By
Rank

Faculty of Medicine Providing Post-M.D. Training		Residents					Fellows	Total
		PGY-3	PGY-5	PGY-6	PGY-7	Sub-Total	Fellow	
Dalhousie University	Regular Ministry Funded	1				1		1
	Non-Ministry Funded							
	TOTAL	1				1		1
Université Laval	Regular Ministry Funded	1				1		1
	Non-Ministry Funded							
	TOTAL	1				1		1
McGill University	Regular Ministry Funded	3				3		3
	Non-Ministry Funded							
	TOTAL	3				3		3
University of Ottawa	Regular Ministry Funded							
	Non-Ministry Funded	1	1			2		2
	TOTAL	1	1			2		2
Queen's University	Regular Ministry Funded	1				1		1
	Non-Ministry Funded						1	1
	TOTAL	1				1	1	2
University of Toronto	Regular Ministry Funded	5	1			6		6
	Non-Ministry Funded	1				1	1	2
	TOTAL	6	1			7	1	8
McMaster University	Regular Ministry Funded	2				2		2
	Non-Ministry Funded	1				1		1
	TOTAL	3				3		3
University of Western Ontario	Regular Ministry Funded	2				2		2
	Non-Ministry Funded							
	TOTAL	2				2		2
University of Manitoba	Regular Ministry Funded	1			1	2		2
	Non-Ministry Funded							
	TOTAL	1			1	2		2
University of Alberta	Regular Ministry Funded	2				2		2
	Non-Ministry Funded						1	1
	TOTAL	2				2	1	3
University of Calgary	Regular Ministry Funded	2				2		2
	Non-Ministry Funded		1			1		1
	TOTAL	2	1			3		3
University of British Columbia	Regular Ministry Funded	2		1		3		3
	Non-Ministry Funded						1	1
	TOTAL	2		1		3	1	4
Grand Total	Regular Ministry Funded	22	1	1	1	25		25
	Non-Ministry Funded	3	2			5	4	9
	TOTAL	25	3	1	1	30	4	34

Table 1
ANESTHESIOLOGY
2013-14 Post-M.D. Trainees
(Canadian Citizens/Permanent Residents vs Visa Trainees)
Faculty of Medicine Providing Post-M.D. Training
By
Rank

Faculty of Medicine Providing Post-M.D. Training		Residents						Sub-Total	Fellows	Total
		PGY-1	PGY-2	PGY-3	PGY-4	PGY-5	PGY-6		Fellow	
Memorial University	CC/PR	4	4	5	2	7		22		22
	Visa Trainees									
	TOTAL	4	4	5	2	7		22		22
Dalhousie University	CC/PR	7	4	5	5	5		26	3	29
	Visa Trainees									
	TOTAL	7	4	5	5	5		26	3	29
Université Laval	CC/PR	7	7	9	10	8	1	42		42
	Visa Trainees								1	1
	TOTAL	7	7	9	10	8	1	42	1	43
Université de Sherbrooke	CC/PR	5	5	4	9	7		30		30
	Visa Trainees									
	TOTAL	5	5	4	9	7		30		30
Université de Montréal	CC/PR	12	8	8	11	5	2	46	2	48
	Visa Trainees									
	TOTAL	12	8	8	11	5	2	46	2	48
McGill University	CC/PR	5	9	7	7	7	1	36	5	41
	Visa Trainees				1			1	8	9
	TOTAL	5	9	7	8	7	1	37	13	50
University of Ottawa	CC/PR	9	8	12	9	13		51	10	61
	Visa Trainees								8	8
	TOTAL	9	8	12	9	13		51	18	69
Queen's University	CC/PR	5	6	5	6	2		24		24
	Visa Trainees								2	2
	TOTAL	5	6	5	6	2		24	2	26
University of Toronto	CC/PR	18	21	24	18	18		99	28	127
	Visa Trainees								63	63
	TOTAL	18	21	24	18	18		99	91	190
McMaster University	CC/PR	8	8	7	8	7		38	3	41
	Visa Trainees								6	6
	TOTAL	8	8	7	8	7		38	9	47
University of Western Ontario	CC/PR	9	9	9	7	7		41	4	45
	Visa Trainees	1						1	14	15
	TOTAL	10	9	9	7	7		42	18	60
Northern Ontario School of Medicine	CC/PR	2						2		2
	Visa Trainees									
	TOTAL	2						2		2
University of Manitoba	CC/PR	5	4	8	5	6	4	32	2	34
	Visa Trainees						1	1	8	9
	TOTAL	5	4	8	5	6	5	33	10	43
University of Saskatchewan	CC/PR	6	7	6	5	12		36		36
	Visa Trainees									
	TOTAL	6	7	6	5	12		36		36
University of Alberta	CC/PR	5	5	7	6	5		28	2	30
	Visa Trainees				1	1		2		2
	TOTAL	5	5	7	7	6		30	2	32
University of Calgary	CC/PR	6	7	7	8	6		34	3	37
	Visa Trainees									
	TOTAL	6	7	7	8	6		34	3	37
University of British Columbia	CC/PR	12	10	14	7	8		51	4	55
	Visa Trainees								6	6
	TOTAL	12	10	14	7	8		51	10	61
Grand Total	CC/PR	125	122	137	123	123	8	638	66	704
	Visa Trainees	1			2	1	1	5	116	121
	TOTAL	126	122	137	125	124	9	643	182	825

Table 2
ANESTHESIOLOGY
2013-14 Post-M.D. Trainees
(Regular Ministry Funded vs All Other Funding)
Faculty of Medicine Providing Post-M.D. Training
By
Rank

Faculty of Medicine Providing Post-M.D. Training		Residents						Sub-Total	Fellows	Total
		PGY-1	PGY-2	PGY-3	PGY-4	PGY-5	PGY-6		Fellow	
Memorial University	Regular Ministry Funded	4	4	5	2	7		22		22
	Non-Ministry Funded									
	TOTAL	4	4	5	2	7		22		22
Dalhousie University	Regular Ministry Funded	7	4	5	5	5		26		26
	Non-Ministry Funded								3	3
	TOTAL	7	4	5	5	5		26	3	29
Université Laval	Regular Ministry Funded	7	7	9	10	8	1	42		42
	Non-Ministry Funded								1	1
	TOTAL	7	7	9	10	8	1	42	1	43
Université de Sherbrooke	Regular Ministry Funded	5	5	4	9	7		30		30
	Non-Ministry Funded									
	TOTAL	5	5	4	9	7		30		30
Université de Montréal	Regular Ministry Funded	12	8	8	11	5	2	46	2	48
	Non-Ministry Funded									
	TOTAL	12	8	8	11	5	2	46	2	48
McGill University	Regular Ministry Funded	5	9	7	8	7	1	37		37
	Non-Ministry Funded								13	13
	TOTAL	5	9	7	8	7	1	37	13	50
University of Ottawa	Regular Ministry Funded	9	8	12	8	13		50		50
	Non-Ministry Funded				1			1	18	19
	TOTAL	9	8	12	9	13		51	18	69
Queen's University	Regular Ministry Funded	5	6	5	6	2		24		24
	Non-Ministry Funded								2	2
	TOTAL	5	6	5	6	2		24	2	26
University of Toronto	Regular Ministry Funded	18	21	23	18	18		98		98
	Non-Ministry Funded			1				1	91	92
	TOTAL	18	21	24	18	18		99	91	190
McMaster University	Regular Ministry Funded	8	8	7	8	7		38		38
	Non-Ministry Funded								9	9
	TOTAL	8	8	7	8	7		38	9	47
University of Western Ontario	Regular Ministry Funded	9	9	9	7	7		41		41
	Non-Ministry Funded	1						1	18	19
	TOTAL	10	9	9	7	7		42	18	60
Northern Ontario School of Medicine	Regular Ministry Funded	2						2		2
	Non-Ministry Funded									
	TOTAL	2						2		2
University of Manitoba	Regular Ministry Funded	5	4	8	5	6	2	30		30
	Non-Ministry Funded						3	3	10	13
	TOTAL	5	4	8	5	6	5	33	10	43
University of Saskatchewan	Regular Ministry Funded	6	6	6	5	9		32		32
	Non-Ministry Funded		1			3		4		4
	TOTAL	6	7	6	5	12		36		36
University of Alberta	Regular Ministry Funded	5	5	7	6	5		28		28
	Non-Ministry Funded				1	1		2	2	4
	TOTAL	5	5	7	7	6		30	2	32
University of Calgary	Regular Ministry Funded	6	7	7	8	6		34	1	35
	Non-Ministry Funded								2	2
	TOTAL	6	7	7	8	6		34	3	37
University of British Columbia	Regular Ministry Funded	12	10	14	7	8		51		51
	Non-Ministry Funded								10	10
	TOTAL	12	10	14	7	8		51	10	61
Grand Total	Regular Ministry Funded	125	121	136	123	120	6	631	3	634
	Non-Ministry Funded	1	1	1	2	4	3	12	179	191
	TOTAL	126	122	137	125	124	9	643	182	825

Table 1
PUBLIC HEALTH AND PREVENTIVE MEDICINE
2013-14 Post-M.D. Trainees
(Canadian Citizens/Permanent Residents vs Visa Trainees)
Faculty of Medicine Providing Post-M.D. Training
By
Rank

Faculty of Medicine Providing Post-M.D. Training		Residents						Total
		PGY-1	PGY-2	PGY-3	PGY-4	PGY-5	PGY-6	
Université Laval	CC/PR	1	2	2		2		7
	Visa Trainees							
	TOTAL	1	2	2		2		7
Université de Sherbrooke	CC/PR	2	2	2	6	2		14
	Visa Trainees							
	TOTAL	2	2	2	6	2		14
Université de Montréal	CC/PR	2	2	1		3	1	9
	Visa Trainees							
	TOTAL	2	2	1		3	1	9
McGill University	CC/PR	1	1	2		1		5
	Visa Trainees							
	TOTAL	1	1	2		1		5
University of Ottawa	CC/PR	3	1	3	3	3		13
	Visa Trainees							
	TOTAL	3	1	3	3	3		13
Queen's University	CC/PR	2	2	3	1			8
	Visa Trainees							
	TOTAL	2	2	3	1			8
University of Toronto	CC/PR	3	4	2	4	4		17
	Visa Trainees							
	TOTAL	3	4	2	4	4		17
McMaster University	CC/PR	2		2	2	5		11
	Visa Trainees							
	TOTAL	2		2	2	5		11
Northern Ontario School of Medicine	CC/PR	2	2	1	1			6
	Visa Trainees							
	TOTAL	2	2	1	1			6
University of Manitoba	CC/PR	1				3		4
	Visa Trainees			1				1
	TOTAL	1		1		3		5
University of Saskatchewan	CC/PR	1	2		1			4
	Visa Trainees							
	TOTAL	1	2		1			4
University of Alberta	CC/PR	3	2	1	2	2		10
	Visa Trainees							
	TOTAL	3	2	1	2	2		10
University of Calgary	CC/PR	3	3	2	4	2		14
	Visa Trainees							
	TOTAL	3	3	2	4	2		14
University of British Columbia	CC/PR	1	3	1	5	6		16
	Visa Trainees							
	TOTAL	1	3	1	5	6		16
Grand Total	CC/PR	27	26	22	29	33	1	138
	Visa Trainees			1				1
	TOTAL	27	26	23	29	33	1	139

Table 2
PUBLIC HEALTH AND PREVENTIVE MEDICINE
2013-14 Post-M.D. Trainees
(Regular Ministry Funded vs All Other Funding)
Faculty of Medicine Providing Post-M.D. Training
By
Rank

Faculty of Medicine Providing Post-M.D. Training		Residents						Total
		PGY-1	PGY-2	PGY-3	PGY-4	PGY-5	PGY-6	
Université Laval	Regular Ministry Funded	1	2	2		2		7
	Non-Ministry Funded							
	TOTAL	1	2	2		2		7
Université de Sherbrooke	Regular Ministry Funded	2	2	2	6	2		14
	Non-Ministry Funded							
	TOTAL	2	2	2	6	2		14
Université de Montréal	Regular Ministry Funded	2	2	1		3	1	9
	Non-Ministry Funded							
	TOTAL	2	2	1		3	1	9
McGill University	Regular Ministry Funded	1	1	2		1		5
	Non-Ministry Funded							
	TOTAL	1	1	2		1		5
University of Ottawa	Regular Ministry Funded	3	1	3	3	3		13
	Non-Ministry Funded							
	TOTAL	3	1	3	3	3		13
Queen's University	Regular Ministry Funded	2	2	3	1			8
	Non-Ministry Funded							
	TOTAL	2	2	3	1			8
University of Toronto	Regular Ministry Funded	3	4	2	4	4		17
	Non-Ministry Funded							
	TOTAL	3	4	2	4	4		17
McMaster University	Regular Ministry Funded	2		2	2	5		11
	Non-Ministry Funded							
	TOTAL	2		2	2	5		11
Northern Ontario School of Medicine	Regular Ministry Funded	2	2	1	1			6
	Non-Ministry Funded							
	TOTAL	2	2	1	1			6
University of Manitoba	Regular Ministry Funded	1				3		4
	Non-Ministry Funded			1				1
	TOTAL	1		1		3		5
University of Saskatchewan	Regular Ministry Funded	1	2		1			4
	Non-Ministry Funded							
	TOTAL	1	2		1			4
University of Alberta	Regular Ministry Funded	3	2	1	2	2		10
	Non-Ministry Funded							
	TOTAL	3	2	1	2	2		10
University of Calgary	Regular Ministry Funded	3	2	1	4	2		12
	Non-Ministry Funded		1	1				2
	TOTAL	3	3	2	4	2		14
University of British Columbia	Regular Ministry Funded	1	3	1	5	6		16
	Non-Ministry Funded							
	TOTAL	1	3	1	5	6		16
Grand Total	Regular Ministry Funded	27	25	21	29	33	1	136
	Non-Ministry Funded		1	2				3
	TOTAL	27	26	23	29	33	1	139

Table 1
DERMATOLOGY
2013-14 Post-M.D. Trainees
(Canadian Citizens/Permanent Residents vs Visa Trainees)
Faculty of Medicine Providing Post-M.D. Training
By
Rank

Faculty of Medicine Providing Post-M.D. Training		Residents							Fellows	Total
		PGY-1	PGY-2	PGY-3	PGY-4	PGY-5	PGY-6	Sub-Total	Fellow	
Dalhousie University	CC/PR		1		1	1		3		3
	Visa Trainees									
	TOTAL		1		1	1		3		3
Université Laval	CC/PR	3	5	3	3	2		16		16
	Visa Trainees									
	TOTAL	3	5	3	3	2		16		16
Université de Sherbrooke	CC/PR	3						3		3
	Visa Trainees									
	TOTAL	3						3		3
Université de Montréal	CC/PR	4	3	5	1	4	1	18	1	19
	Visa Trainees									
	TOTAL	4	3	5	1	4	1	18	1	19
McGill University	CC/PR	3	4	3	1	3		14		14
	Visa Trainees		1	2	4	2		9	2	11
	TOTAL	3	5	5	5	5		23	2	25
University of Ottawa	CC/PR	3	3	3	3	2		14	1	15
	Visa Trainees									
	TOTAL	3	3	3	3	2		14	1	15
University of Toronto	CC/PR	8	7	7	8	6		36	2	38
	Visa Trainees								2	2
	TOTAL	8	7	7	8	6		36	4	40
University of Alberta	CC/PR	3	2	2	3	2		12		12
	Visa Trainees									
	TOTAL	3	2	2	3	2		12		12
University of Calgary	CC/PR	3	3	3	2			11		11
	Visa Trainees				1			1		1
	TOTAL	3	3	3	3			12		12
University of British Columbia	CC/PR	4	5	2	2	6		19	1	20
	Visa Trainees								3	3
	TOTAL	4	5	2	2	6		19	4	23
Grand Total	CC/PR	34	33	28	24	26	1	146	5	151
	Visa Trainees		1	2	5	2		10	7	17
	TOTAL	34	34	30	29	28	1	156	12	168

Table 2
DERMATOLOGY
2013-14 Post-M.D. Trainees
(Regular Ministry Funded vs All Other Funding)
Faculty of Medicine Providing Post-M.D. Training
By
Rank

Faculty of Medicine Providing Post-M.D. Training		Residents						Fellows	Total	
		PGY-1	PGY-2	PGY-3	PGY-4	PGY-5	PGY-6	Sub-Total	Fellow	
Dalhousie University	Regular Ministry Funded		1		1			2		2
	Non-Ministry Funded					1		1		1
	TOTAL		1		1	1		3		3
Université Laval	Regular Ministry Funded	3	5	3	3	2		16		16
	Non-Ministry Funded									
	TOTAL	3	5	3	3	2		16		16
Université de Sherbrooke	Regular Ministry Funded	3						3		3
	Non-Ministry Funded									
	TOTAL	3						3		3
Université de Montréal	Regular Ministry Funded	4	3	5	1	4	1	18		18
	Non-Ministry Funded								1	1
	TOTAL	4	3	5	1	4	1	18	1	19
McGill University	Regular Ministry Funded	3	3	3	1	4		14		14
	Non-Ministry Funded		2	2	4	1		9	2	11
	TOTAL	3	5	5	5	5		23	2	25
University of Ottawa	Regular Ministry Funded	3	3	3	3	2		14		14
	Non-Ministry Funded								1	1
	TOTAL	3	3	3	3	2		14	1	15
University of Toronto	Regular Ministry Funded	8	7	7	8	5		35		35
	Non-Ministry Funded					1		1	4	5
	TOTAL	8	7	7	8	6		36	4	40
University of Alberta	Regular Ministry Funded	3	2	1	1	2		9		9
	Non-Ministry Funded			1	2			3		3
	TOTAL	3	2	2	3	2		12		12
University of Calgary	Regular Ministry Funded	3	3	3	2			11		11
	Non-Ministry Funded				1			1		1
	TOTAL	3	3	3	3			12		12
University of British Columbia	Regular Ministry Funded	4	5	2	1	5		17		17
	Non-Ministry Funded				1	1		2	4	6
	TOTAL	4	5	2	2	6		19	4	23
Grand Total	Regular Ministry Funded	34	32	27	21	24	1	139		139
	Non-Ministry Funded		2	3	8	4		17	12	29
	TOTAL	34	34	30	29	28	1	156	12	168

Table 1
DIAGNOSTIC RADIOLOGY
2013-14 Post-M.D. Trainees
(Canadian Citizens/Permanent Residents vs Visa Trainees)
Faculty of Medicine Providing Post-M.D. Training
By
Rank

Faculty of Medicine Providing Post-M.D. Training		Residents							Sub-Total	Fellows Fellow	Total
		PGY-1	PGY-2	PGY-3	PGY-4	PGY-5	PGY-6	PGY-7			
Memorial University	CC/PR	3	3	4	3	3			16		16
	Visa Trainees										
	TOTAL	3	3	4	3	3			16		16
Dalhousie University	CC/PR	4	4	4	4	5			21		21
	Visa Trainees									5	5
	TOTAL	4	4	4	4	5			21	5	26
Université Laval	CC/PR	5	8	11	9	6			39		39
	Visa Trainees										
	TOTAL	5	8	11	9	6			39		39
Université de Sherbrooke	CC/PR	4	4	4	5	6	1		24		24
	Visa Trainees										
	TOTAL	4	4	4	5	6	1		24		24
Université de Montréal	CC/PR	9	9	9	10	8	1		46	2	48
	Visa Trainees										
	TOTAL	9	9	9	10	8	1		46	2	48
McGill University	CC/PR	9	7	8	7	6	2		39	3	42
	Visa Trainees	1	2	1	3	2	1		10	17	27
	TOTAL	10	9	9	10	8	3		49	20	69
University of Ottawa	CC/PR	6	6	7	5	11			35	5	40
	Visa Trainees									11	11
	TOTAL	6	6	7	5	11			35	16	51
Queen's University	CC/PR	3	3	3	3	3			15		15
	Visa Trainees										
	TOTAL	3	3	3	3	3			15		15
University of Toronto	CC/PR	11	13	14	11	13			62	25	87
	Visa Trainees					1			1	37	38
	TOTAL	11	13	14	11	14			63	62	125
McMaster University	CC/PR	6	7	7	6	8			34	7	41
	Visa Trainees	1							1	3	4
	TOTAL	7	7	7	6	8			35	10	45
University of Western Ontario	CC/PR	4	4	5	3	5			21	3	24
	Visa Trainees									1	1
	TOTAL	4	4	5	3	5			21	4	25
University of Manitoba	CC/PR	4	4	4	4	7			23		23
	Visa Trainees										
	TOTAL	4	4	4	4	7			23		23
University of Saskatchewan	CC/PR	4	4	2	2	4			16		16
	Visa Trainees										
	TOTAL	4	4	2	2	4			16		16
University of Alberta	CC/PR	5	4	5	5	3	1	1	24	2	26
	Visa Trainees									3	3
	TOTAL	5	4	5	5	3	1	1	24	5	29
University of Calgary	CC/PR	6	7	5	6	5			29	2	31
	Visa Trainees									5	5
	TOTAL	6	7	5	6	5			29	7	36
University of British Columbia	CC/PR	7	9	5	7	7			35	8	43
	Visa Trainees									27	27
	TOTAL	7	9	5	7	7			35	35	70
Grand Total	CC/PR	90	96	97	90	100	5	1	479	57	536
	Visa Trainees	2	2	1	3	3	1		12	109	121
	TOTAL	92	98	98	93	103	6	1	491	166	657

Table 2
DIAGNOSTIC RADIOLOGY
2013-14 Post-M.D. Trainees
(Regular Ministry Funded vs All Other Funding)
Faculty of Medicine Providing Post-M.D. Training
By
Rank

Faculty of Medicine Providing Post-M.D. Training		Residents							Sub-Total	Fellows	Total
		PGY-1	PGY-2	PGY-3	PGY-4	PGY-5	PGY-6	PGY-7		Fellow	
Memorial University	Regular Ministry Funded	3	3	4	3	3			16		16
	Non-Ministry Funded										
	TOTAL	3	3	4	3	3			16		16
Dalhousie University	Regular Ministry Funded	4	4	4	4	5			21		21
	Non-Ministry Funded									5	5
	TOTAL	4	4	4	4	5			21	5	26
Université Laval	Regular Ministry Funded	5	8	11	9	6			39		39
	Non-Ministry Funded										
	TOTAL	5	8	11	9	6			39		39
Université de Sherbrooke	Regular Ministry Funded	4	4	4	5	6	1		24		24
	Non-Ministry Funded										
	TOTAL	4	4	4	5	6	1		24		24
Université de Montréal	Regular Ministry Funded	9	9	9	10	8	1		46		46
	Non-Ministry Funded									2	2
	TOTAL	9	9	9	10	8	1		46	2	48
McGill University	Regular Ministry Funded	9	7	8	7	6	2		39		39
	Non-Ministry Funded	1	2	1	3	2	1		10	20	30
	TOTAL	10	9	9	10	8	3		49	20	69
University of Ottawa	Regular Ministry Funded	6	6	7	5	11			35		35
	Non-Ministry Funded									16	16
	TOTAL	6	6	7	5	11			35	16	51
Queen's University	Regular Ministry Funded	3	3	3	3	3			15		15
	Non-Ministry Funded										
	TOTAL	3	3	3	3	3			15		15
University of Toronto	Regular Ministry Funded	11	12	13	11	13			60		60
	Non-Ministry Funded		1	1		1			3	62	65
	TOTAL	11	13	14	11	14			63	62	125
McMaster University	Regular Ministry Funded	6	7	7	6	8			34		34
	Non-Ministry Funded	1							1	10	11
	TOTAL	7	7	7	6	8			35	10	45
University of Western Ontario	Regular Ministry Funded	4	4	5	3	5			21		21
	Non-Ministry Funded									4	4
	TOTAL	4	4	5	3	5			21	4	25
University of Manitoba	Regular Ministry Funded	4	4	4	4	7			23		23
	Non-Ministry Funded										
	TOTAL	4	4	4	4	7			23		23
University of Saskatchewan	Regular Ministry Funded	4	4	2	2	4			16		16
	Non-Ministry Funded										
	TOTAL	4	4	2	2	4			16		16
University of Alberta	Regular Ministry Funded	5	4	5	5	3	1	1	24		24
	Non-Ministry Funded									5	5
	TOTAL	5	4	5	5	3	1	1	24	5	29
University of Calgary	Regular Ministry Funded	6	7	5	6	5			29		29
	Non-Ministry Funded									7	7
	TOTAL	6	7	5	6	5			29	7	36
University of British Columbia	Regular Ministry Funded	7	8	5	7	7			34		34
	Non-Ministry Funded		1						1	35	36
	TOTAL	7	9	5	7	7			35	35	70
Grand Total	Regular Ministry Funded	90	94	96	90	100	5	1	476		476
	Non-Ministry Funded	2	4	2	3	3	1	1	15	166	181
	TOTAL	92	98	98	93	103	6	1	491	166	657

Table 1
EMERGENCY MEDICINE
2013-14 Post-M.D. Trainees
(Canadian Citizens/Permanent Residents vs Visa Trainees)
Faculty of Medicine Providing Post-M.D. Training
By Rank

Faculty of Medicine Providing Post-M.D. Training		Residents							Fellows	Total
		PGY-1	PGY-2	PGY-3	PGY-4	PGY-5	PGY-6	Sub-Total	Fellow	
Dalhousie University	CC/PR	2	2	2	2	3		11		11
	Visa Trainees									
	TOTAL	2	2	2	2	3		11		11
Université Laval	CC/PR	4	4	4	4	5		21		21
	Visa Trainees									
	TOTAL	4	4	4	4	5		21		21
Université de Montréal	CC/PR	5	4	3	5	3		20		20
	Visa Trainees									
	TOTAL	5	4	3	5	3		20		20
McGill University	CC/PR	3	3	4	5	4	1	20		20
	Visa Trainees	2	3	3	3	2		13		13
	TOTAL	5	6	7	8	6	1	33		33
University of Ottawa	CC/PR	11	10	10	8	9		48	1	49
	Visa Trainees								2	2
	TOTAL	11	10	10	8	9		48	3	51
Queen's University	CC/PR	5	4	5	3	4		21		21
	Visa Trainees									
	TOTAL	5	4	5	3	4		21		21
University of Toronto	CC/PR	8	9	9	11	7		44	2	46
	Visa Trainees	1						1		1
	TOTAL	9	9	9	11	7		45	2	47
McMaster University	CC/PR	6	6	10	5	7		34		34
	Visa Trainees		2	1				3		3
	TOTAL	6	8	11	5	7		37		37
University of Western Ontario	CC/PR	4	4	4	2	2		16		16
	Visa Trainees									
	TOTAL	4	4	4	2	2		16		16
University of Manitoba	CC/PR	5	4	4	4	4		21		21
	Visa Trainees									
	TOTAL	5	4	4	4	4		21		21
University of Saskatchewan	CC/PR	2	3	2	2			9		9
	Visa Trainees									
	TOTAL	2	3	2	2			9		9
University of Alberta	CC/PR	6	5	7	8	5		31		31
	Visa Trainees									
	TOTAL	6	5	7	8	5		31		31
University of Calgary	CC/PR	4	5	4	3	4		20		20
	Visa Trainees									
	TOTAL	4	5	4	3	4		20		20
University of British Columbia	CC/PR	10	5	5	6	5		31		31
	Visa Trainees								1	1
	TOTAL	10	5	5	6	5		31	1	32
Grand Total	CC/PR	75	68	73	68	62	1	347	3	350
	Visa Trainees	3	5	4	3	2		17	3	20
	TOTAL	78	73	77	71	64	1	364	6	370

Table 2
EMERGENCY MEDICINE
2013-14 Post-M.D. Trainees
(Regular Ministry Funded vs All Other Funding)
Faculty of Medicine Providing Post-M.D. Training
By
Rank

Faculty of Medicine Providing Post-M.D. Training		Residents						Fellows	Total	
		PGY-1	PGY-2	PGY-3	PGY-4	PGY-5	PGY-6	Sub-Total	Fellow	
Dalhousie University	Regular Ministry Funded	2	2	2	2	3		11		11
	Non-Ministry Funded									
	TOTAL	2	2	2	2	3		11		11
Université Laval	Regular Ministry Funded	4	4	4	4	5		21		21
	Non-Ministry Funded									
	TOTAL	4	4	4	4	5		21		21
Université de Montréal	Regular Ministry Funded	5	4	3	5	3		20		20
	Non-Ministry Funded									
	TOTAL	5	4	3	5	3		20		20
McGill University	Regular Ministry Funded	3	3	4	6	4	1	21		21
	Non-Ministry Funded	2	3	3	2	2		12		12
	TOTAL	5	6	7	8	6	1	33		33
University of Ottawa	Regular Ministry Funded	11	10	10	8	9		48		48
	Non-Ministry Funded								3	3
	TOTAL	11	10	10	8	9		48	3	51
Queen's University	Regular Ministry Funded	5	4	5	3	4		21		21
	Non-Ministry Funded									
	TOTAL	5	4	5	3	4		21		21
University of Toronto	Regular Ministry Funded	9	9	9	11	7		45		45
	Non-Ministry Funded								2	2
	TOTAL	9	9	9	11	7		45	2	47
McMaster University	Regular Ministry Funded	6	6	10	5	7		34		34
	Non-Ministry Funded		2	1				3		3
	TOTAL	6	8	11	5	7		37		37
University of Western Ontario	Regular Ministry Funded	4	4	4	2	2		16		16
	Non-Ministry Funded									
	TOTAL	4	4	4	2	2		16		16
University of Manitoba	Regular Ministry Funded	4	4	4	4	4		20		20
	Non-Ministry Funded	1						1		1
	TOTAL	5	4	4	4	4		21		21
University of Saskatchewan	Regular Ministry Funded	2	3	2	2			9		9
	Non-Ministry Funded									
	TOTAL	2	3	2	2			9		9
University of Alberta	Regular Ministry Funded	6	5	7	7	5		30		30
	Non-Ministry Funded				1			1		1
	TOTAL	6	5	7	8	5		31		31
University of Calgary	Regular Ministry Funded	4	5	4	3	4		20		20
	Non-Ministry Funded									
	TOTAL	4	5	4	3	4		20		20
University of British Columbia	Regular Ministry Funded	10	5	5	6	5		31		31
	Non-Ministry Funded								1	1
	TOTAL	10	5	5	6	5		31	1	32
Grand Total	Regular Ministry Funded	75	68	73	68	62	1	347		347
	Non-Ministry Funded	3	5	4	3	2		17	6	23
	TOTAL	78	73	77	71	64	1	364	6	370

Table 1
INTERNAL MEDICINE
2013-14 Post-M.D. Trainees
(Canadian Citizens/Permanent Residents vs Visa Trainees)
Faculty of Medicine Providing Post-M.D. Training
By
Rank

Faculty of Medicine Providing Post-M.D. Training		Residents					Sub-Total	Fellows	Total
		PGY-1	PGY-2	PGY-3	PGY-4	PGY-5		Fellow	
Memorial University	CC/PR	10	6	11	1		28		28
	Visa Trainees	3					3		3
	TOTAL	13	6	11	1		31		31
Dalhousie University	CC/PR	18	17	16			51		51
	Visa Trainees	3	1	3			7		7
	TOTAL	21	18	19			58		58
Université Laval	CC/PR	21	20	29			70		70
	Visa Trainees								
	TOTAL	21	20	29			70		70
Université de Sherbrooke	CC/PR	34	30	25			89		89
	Visa Trainees								
	TOTAL	34	30	25			89		89
Université de Montréal	CC/PR	45	33	40	8	6	132		132
	Visa Trainees		1				1		1
	TOTAL	45	34	40	8	6	133		133
McGill University	CC/PR	34	34	32	1		101		101
	Visa Trainees	6	4	3			13		13
	TOTAL	40	38	35	1		114		114
University of Ottawa	CC/PR	27	25	23	5		80		80
	Visa Trainees								
	TOTAL	27	25	23	5		80		80
Queen's University	CC/PR	20	18	17	3		58		58
	Visa Trainees								
	TOTAL	20	18	17	3		58		58
University of Toronto	CC/PR	65	57	59	11		192		192
	Visa Trainees	4	5	5			14		14
	TOTAL	69	62	64	11		206		206
McMaster University	CC/PR	29	29	24	5		87		87
	Visa Trainees	3	3	4			10	1	11
	TOTAL	32	32	28	5		97	1	98
University of Western Ontario	CC/PR	35	36	31			102		102
	Visa Trainees	5	5	6			16	1	17
	TOTAL	40	41	37			118	1	119
Northern Ontario School of Medicine	CC/PR	8	7	4	1		20		20
	Visa Trainees								
	TOTAL	8	7	4	1		20		20
University of Manitoba	CC/PR	16	14	17	1		48		48
	Visa Trainees	2		2			4		4
	TOTAL	18	14	19	1		52		52
University of Saskatchewan	CC/PR	24	19	22			65		65
	Visa Trainees								
	TOTAL	24	19	22			65		65
University of Alberta	CC/PR	31	29	30	2		92	1	93
	Visa Trainees	2	4	4			10		10
	TOTAL	33	33	34	2		102	1	103
University of Calgary	CC/PR	32	33	29	3		97		97
	Visa Trainees								
	TOTAL	32	33	29	3		97		97
University of British Columbia	CC/PR	49	46	42	9		146		146
	Visa Trainees	5	6	5			16		16
	TOTAL	54	52	47	9		162		162
Grand Total	CC/PR	498	453	451	50	6	1458	1	1459
	Visa Trainees	33	29	32			94	2	96
	TOTAL	531	482	483	50	6	1552	3	1555

Table 2
INTERNAL MEDICINE
2013-14 Post-M.D. Trainees
(Regular Ministry Funded vs All Other Funding)
Faculty of Medicine Providing Post-M.D. Training
By
Rank

Faculty of Medicine Providing Post-M.D. Training		Residents					Sub-Total	Fellows	Total
		PGY-1	PGY-2	PGY-3	PGY-4	PGY-5		Fellow	
Memorial University	Regular Ministry Funded	13	6	11	1		31		31
	Non-Ministry Funded								
	TOTAL	13	6	11	1		31		31
Dalhousie University	Regular Ministry Funded	18	17	16			51		51
	Non-Ministry Funded	3	1	3			7		7
	TOTAL	21	18	19			58		58
Université Laval	Regular Ministry Funded	21	20	29			70		70
	Non-Ministry Funded								
	TOTAL	21	20	29			70		70
Université de Sherbrooke	Regular Ministry Funded	34	30	25			89		89
	Non-Ministry Funded								
	TOTAL	34	30	25			89		89
Université de Montréal	Regular Ministry Funded	45	34	40	8	6	133		133
	Non-Ministry Funded								
	TOTAL	45	34	40	8	6	133		133
McGill University	Regular Ministry Funded	37	35	34	1		107		107
	Non-Ministry Funded	3	3	1			7		7
	TOTAL	40	38	35	1		114		114
University of Ottawa	Regular Ministry Funded	27	25	23	5		80		80
	Non-Ministry Funded								
	TOTAL	27	25	23	5		80		80
Queen's University	Regular Ministry Funded	20	18	17	3		58		58
	Non-Ministry Funded								
	TOTAL	20	18	17	3		58		58
University of Toronto	Regular Ministry Funded	65	57	58	4		184		184
	Non-Ministry Funded	4	5	6	7		22		22
	TOTAL	69	62	64	11		206		206
McMaster University	Regular Ministry Funded	29	29	24	5		87		87
	Non-Ministry Funded	3	3	4			10	1	11
	TOTAL	32	32	28	5		97	1	98
University of Western Ontario	Regular Ministry Funded	35	36	31			102		102
	Non-Ministry Funded	5	5	6			16	1	17
	TOTAL	40	41	37			118	1	119
Northern Ontario School of Medicine	Regular Ministry Funded	8	7	4	1		20		20
	Non-Ministry Funded								
	TOTAL	8	7	4	1		20		20
University of Manitoba	Regular Ministry Funded	16	14	17	1		48		48
	Non-Ministry Funded	2		2			4		4
	TOTAL	18	14	19	1		52		52
University of Saskatchewan	Regular Ministry Funded	24	19	22			65		65
	Non-Ministry Funded								
	TOTAL	24	19	22			65		65
University of Alberta	Regular Ministry Funded	31	29	30	2		92		92
	Non-Ministry Funded	2	4	4			10	1	11
	TOTAL	33	33	34	2		102	1	103
University of Calgary	Regular Ministry Funded	31	32	27	3		93		93
	Non-Ministry Funded	1	1	2			4		4
	TOTAL	32	33	29	3		97		97
University of British Columbia	Regular Ministry Funded	49	46	42	9		146		146
	Non-Ministry Funded	5	6	5			16		16
	TOTAL	54	52	47	9		162		162
Grand Total	Regular Ministry Funded	503	454	450	43	6	1456		1456
	Non-Ministry Funded	28	28	33	7		96	3	99
	TOTAL	531	482	483	50	6	1552	3	1555

Table 1
MEDICAL GENETICS
2013-14 Post-M.D. Trainees
(Canadian Citizens/Permanent Residents vs Visa Trainees)
Faculty of Medicine Providing Post-M.D. Training
By
Rank

Faculty of Medicine Providing Post-M.D. Training		Residents						Sub-Total	Fellows	Total
		PGY-1	PGY-2	PGY-3	PGY-4	PGY-5	PGY-6		Fellow	
Université de Montréal	CC/PR	1	2			1	1	5		5
	Visa Trainees									
	TOTAL	1	2			1	1	5		5
McGill University	CC/PR	1	1		1		2	5		5
	Visa Trainees	1	1					2	1	3
	TOTAL	2	2		1		2	7	1	8
University of Ottawa	CC/PR	1	2	1	1			5		5
	Visa Trainees									
	TOTAL	1	2	1	1			5		5
University of Toronto	CC/PR	2	1	2	3	3		11	1	12
	Visa Trainees				1			1	4	5
	TOTAL	2	1	2	4	3		12	5	17
University of Manitoba	CC/PR	1	2			1		4		4
	Visa Trainees		1					1		1
	TOTAL	1	3			1		5		5
University of Calgary	CC/PR	2	1		1			4		4
	Visa Trainees								1	1
	TOTAL	2	1		1			4	1	5
University of British Columbia	CC/PR	1	1		1	1		4		4
	Visa Trainees								1	1
	TOTAL	1	1		1	1		4	1	5
Grand Total	CC/PR	9	10	3	7	6	3	38	1	39
	Visa Trainees	1	2		1			4	7	11
	TOTAL	10	12	3	8	6	3	42	8	50

Table 2
MEDICAL GENETICS
2013-14 Post-M.D. Trainees
(Regular Ministry Funded vs All Other Funding)
Faculty of Medicine Providing Post-M.D. Training
By
Rank

Faculty of Medicine Providing Post-M.D. Training		Residents						Fellows	Total	
		PGY-1	PGY-2	PGY-3	PGY-4	PGY-5	PGY-6	Sub-Total	Fellow	
Université de Montréal	Regular Ministry Funded	1	2			1	1	5		5
	Non-Ministry Funded									
	TOTAL	1	2			1	1	5		5
McGill University	Regular Ministry Funded	1	1		1		2	5		5
	Non-Ministry Funded	1	1					2	1	3
	TOTAL	2	2		1		2	7	1	8
University of Ottawa	Regular Ministry Funded	1	2	1	1			5		5
	Non-Ministry Funded									
	TOTAL	1	2	1	1			5		5
University of Toronto	Regular Ministry Funded	2	1	2	3	3		11		11
	Non-Ministry Funded				1			1	5	6
	TOTAL	2	1	2	4	3		12	5	17
University of Manitoba	Regular Ministry Funded	1	2			1		4		4
	Non-Ministry Funded		1					1		1
	TOTAL	1	3			1		5		5
University of Calgary	Regular Ministry Funded	2	1		1			4		4
	Non-Ministry Funded								1	1
	TOTAL	2	1		1			4	1	5
University of British Columbia	Regular Ministry Funded	1	1		1	1		4		4
	Non-Ministry Funded								1	1
	TOTAL	1	1		1	1		4	1	5
Grand Total	Regular Ministry Funded	9	10	3	7	6	3	38		38
	Non-Ministry Funded	1	2		1			4	8	12
	TOTAL	10	12	3	8	6	3	42	8	50

Table 1
NEUROLOGY
2013-14 Post-M.D. Trainees
(Canadian Citizens/Permanent Residents vs Visa Trainees)
Faculty of Medicine Providing Post-M.D. Training
By
Rank

Faculty of Medicine Providing Post-M.D. Training		Residents							Sub-Total	Fellows Fellow	Total
		PGY-1	PGY-2	PGY-3	PGY-4	PGY-5	PGY-6	PGY-7			
Memorial University	CC/PR	2		2	1	1			6		6
	Visa Trainees										
	TOTAL	2		2	1	1			6		6
Dalhousie University	CC/PR	1	1	2	1	1			6		6
	Visa Trainees	2		1					3		3
	TOTAL	3	1	3	1	1			9		9
Université Laval	CC/PR	1	3	2	1	3			10		10
	Visa Trainees										
	TOTAL	1	3	2	1	3			10		10
Université de Sherbrooke	CC/PR	2	4	4	1	4			15		15
	Visa Trainees										
	TOTAL	2	4	4	1	4			15		15
Université de Montréal	CC/PR	3	3	4	6	5			21		21
	Visa Trainees										
	TOTAL	3	3	4	6	5			21		21
McGill University	CC/PR	3	2	2	5	4			16	1	17
	Visa Trainees	3	2	2	1	1			9	2	11
	TOTAL	6	4	4	6	5			25	3	28
University of Ottawa	CC/PR	4	4	5	2	3		1	19	3	22
	Visa Trainees									2	2
	TOTAL	4	4	5	2	3		1	19	5	24
Queen's University	CC/PR	2	2	1		3			8		8
	Visa Trainees										
	TOTAL	2	2	1		3			8		8
University of Toronto	CC/PR	7	7	8	7	7			36	15	51
	Visa Trainees									18	18
	TOTAL	7	7	8	7	7			36	33	69
McMaster University	CC/PR	4	3	2	2		1		12	3	15
	Visa Trainees									2	2
	TOTAL	4	3	2	2		1		12	5	17
University of Western Ontario	CC/PR	4	5	4	4	4			21	5	26
	Visa Trainees									10	10
	TOTAL	4	5	4	4	4			21	15	36
University of Manitoba	CC/PR	2	2	2	2	1			9		9
	Visa Trainees				2				2		2
	TOTAL	2	2	2	4	1			11		11
University of Saskatchewan	CC/PR	1	2	2	2	1			8		8
	Visa Trainees										
	TOTAL	1	2	2	2	1			8		8
University of Alberta	CC/PR	2	2	1	2	3	1		11	3	14
	Visa Trainees			1	1				2	5	7
	TOTAL	2	2	2	3	3	1		13	8	21
University of Calgary	CC/PR	3	3	2	6	3			17	5	22
	Visa Trainees		1	1		1			3	10	13
	TOTAL	3	4	3	6	4			20	15	35
University of British Columbia	CC/PR	4	5	4	6	5	2		26	5	31
	Visa Trainees	1	1		1				3	2	5
	TOTAL	5	6	4	7	5	2		29	7	36
Grand Total	CC/PR	45	48	47	48	48	4	1	241	40	281
	Visa Trainees	6	4	5	5	2			22	51	73
	TOTAL	51	52	52	53	50	4	1	263	91	354

Table 2
NEUROLOGY
2013-14 Post-M.D. Trainees
(Regular Ministry Funded vs All Other Funding)
Faculty of Medicine Providing Post-M.D. Training
By
Rank

Faculty of Medicine Providing Post-M.D. Training		Residents							Sub-Total	Fellows Fellow	Total
		PGY-1	PGY-2	PGY-3	PGY-4	PGY-5	PGY-6	PGY-7			
Memorial University	Regular Ministry Funded	2		2	1	1			6		6
	Non-Ministry Funded										
	TOTAL	2		2	1	1			6		6
Dalhousie University	Regular Ministry Funded	1	1	2	1	1			6		6
	Non-Ministry Funded	2		1					3		3
	TOTAL	3	1	3	1	1			9		9
Université Laval	Regular Ministry Funded	1	3	2	1	3			10		10
	Non-Ministry Funded										
	TOTAL	1	3	2	1	3			10		10
Université de Sherbrooke	Regular Ministry Funded	2	4	4	1	4			15		15
	Non-Ministry Funded										
	TOTAL	2	4	4	1	4			15		15
Université de Montréal	Regular Ministry Funded	3	3	4	6	5			21		21
	Non-Ministry Funded										
	TOTAL	3	3	4	6	5			21		21
McGill University	Regular Ministry Funded	3	2	2	5	4			16		16
	Non-Ministry Funded	3	2	2	1	1			9	3	12
	TOTAL	6	4	4	6	5			25	3	28
University of Ottawa	Regular Ministry Funded	4	4	5	2	3		1	19		19
	Non-Ministry Funded									5	5
	TOTAL	4	4	5	2	3		1	19	5	24
Queen's University	Regular Ministry Funded	2	2	1		3			8		8
	Non-Ministry Funded										
	TOTAL	2	2	1		3			8		8
University of Toronto	Regular Ministry Funded	7	7	8	7	7			36		36
	Non-Ministry Funded									33	33
	TOTAL	7	7	8	7	7			36	33	69
McMaster University	Regular Ministry Funded	4	3	2	2		1		12		12
	Non-Ministry Funded									5	5
	TOTAL	4	3	2	2		1		12	5	17
University of Western Ontario	Regular Ministry Funded	4	5	4	4	4			21		21
	Non-Ministry Funded									15	15
	TOTAL	4	5	4	4	4			21	15	36
University of Manitoba	Regular Ministry Funded	2	2	2	2				8		8
	Non-Ministry Funded				2	1			3		3
	TOTAL	2	2	2	4	1			11		11
University of Saskatchewan	Regular Ministry Funded	1	2	2	2	1			8		8
	Non-Ministry Funded										
	TOTAL	1	2	2	2	1			8		8
University of Alberta	Regular Ministry Funded	2	2	1	2	3	1		11		11
	Non-Ministry Funded			1	1				2	8	10
	TOTAL	2	2	2	3	3	1		13	8	21
University of Calgary	Regular Ministry Funded	3	3	2	3	3			14		14
	Non-Ministry Funded		1	1	3	1			6	15	21
	TOTAL	3	4	3	6	4			20	15	35
University of British Columbia	Regular Ministry Funded	4	5	4	6	5	2		26		26
	Non-Ministry Funded	1	1		1				3	7	10
	TOTAL	5	6	4	7	5	2		29	7	36
Grand Total	Regular Ministry Funded	45	48	47	45	47	4	1	237		237
	Non-Ministry Funded	6	4	5	8	3			26	91	117
	TOTAL	51	52	52	53	50	4	1	263	91	354

Table 1
NEUROLOGY (PEDIATRICS)
2013-14 Post-M.D. Trainees
(Canadian Citizens/Permanent Residents vs Visa Trainees)
Faculty of Medicine Providing Post-M.D. Training
By Rank

Faculty of Medicine Providing Post-M.D. Training		Residents						Sub-Total	Fellows	Total
		PGY-1	PGY-2	PGY-3	PGY-4	PGY-5	PGY-6		Fellow	
Dalhousie University	CC/PR					1		1		1
	Visa Trainees									
	TOTAL					1		1		1
Université de Montréal	CC/PR	1	1	1	1	1	1	6		6
	Visa Trainees									
	TOTAL	1	1	1	1	1	1	6		6
McGill University	CC/PR	1	1	1		4		7		7
	Visa Trainees	1	1	1				3		3
	TOTAL	2	2	2		4		10		10
University of Ottawa	CC/PR	2		1	1	1		5		5
	Visa Trainees									
	TOTAL	2		1	1	1		5		5
University of Toronto	CC/PR	2	2	2		2		8	5	13
	Visa Trainees			1	1			2	15	17
	TOTAL	2	2	3	1	2		10	20	30
McMaster University	CC/PR	1	1	2	2	1		7	1	8
	Visa Trainees									
	TOTAL	1	1	2	2	1		7	1	8
University of Alberta	CC/PR	1	1	2	1	2		7		7
	Visa Trainees									
	TOTAL	1	1	2	1	2		7		7
University of Calgary	CC/PR	1	3		3	2		9	1	10
	Visa Trainees									
	TOTAL	1	3		3	2		9	1	10
University of British Columbia	CC/PR	1	1	2	2	1		7	1	8
	Visa Trainees								2	2
	TOTAL	1	1	2	2	1		7	3	10
Grand Total	CC/PR	10	10	11	10	15	1	57	8	65
	Visa Trainees	1	1	2	1			5	17	22
	TOTAL	11	11	13	11	15	1	62	25	87

Table 2
NEUROLOGY (PEDIATRICS)
2013-14 Post-M.D. Trainees
(Regular Ministry Funded vs All Other Funding)
Faculty of Medicine Providing Post-M.D. Training
By Rank

Faculty of Medicine Providing Post-M.D. Training		Residents						Fellows	Total	
		PGY-1	PGY-2	PGY-3	PGY-4	PGY-5	PGY-6	Sub-Total	Fellow	
Dalhousie University	Regular Ministry Funded					1		1		1
	Non-Ministry Funded									
	TOTAL					1		1		1
Université de Montréal	Regular Ministry Funded	1	1	1	1	1	1	6		6
	Non-Ministry Funded									
	TOTAL	1	1	1	1	1	1	6		6
McGill University	Regular Ministry Funded	1	1	1		4		7		7
	Non-Ministry Funded	1	1	1				3		3
	TOTAL	2	2	2		4		10		10
University of Ottawa	Regular Ministry Funded	2		1	1	1		5		5
	Non-Ministry Funded									
	TOTAL	2		1	1	1		5		5
University of Toronto	Regular Ministry Funded	2	2	2		2		8		8
	Non-Ministry Funded			1	1			2	20	22
	TOTAL	2	2	3	1	2		10	20	30
McMaster University	Regular Ministry Funded	1	1	2	2	1		7		7
	Non-Ministry Funded								1	1
	TOTAL	1	1	2	2	1		7	1	8
University of Alberta	Regular Ministry Funded	1	1	2	1	2		7		7
	Non-Ministry Funded									
	TOTAL	1	1	2	1	2		7		7
University of Calgary	Regular Ministry Funded	1	3		3	2		9		9
	Non-Ministry Funded								1	1
	TOTAL	1	3		3	2		9	1	10
University of British Columbia	Regular Ministry Funded	1	1	2	2	1		7		7
	Non-Ministry Funded								3	3
	TOTAL	1	1	2	2	1		7	3	10
Grand Total	Regular Ministry Funded	10	10	11	10	15	1	57		57
	Non-Ministry Funded	1	1	2	1			5	25	30
	TOTAL	11	11	13	11	15	1	62	25	87

Table 1
NUCLEAR MEDICINE
2013-14 Post-M.D. Trainees
(Canadian Citizens/Permanent Residents vs Visa Trainees)
Faculty of Medicine Providing Post-M.D. Training
By
Rank

Faculty of Medicine Providing Post-M.D. Training		Residents							Fellows	Total	
		PGY-1	PGY-2	PGY-3	PGY-4	PGY-5	PGY-6	PGY-7	Sub-Total	Fellow	
Dalhousie University	CC/PR		1	1		1			3		3
	Visa Trainees										
	TOTAL		1	1		1			3		3
Université de Sherbrooke	CC/PR	2	2		2	2			8		8
	Visa Trainees										
	TOTAL	2	2		2	2			8		8
Université de Montréal	CC/PR	2	2	1	1	3			9		9
	Visa Trainees										
	TOTAL	2	2	1	1	3			9		9
McGill University	CC/PR	1	1	1		1			4	1	5
	Visa Trainees		1			1			2	1	3
	TOTAL	1	2	1	1	1			6	2	8
University of Ottawa	CC/PR	1	1	2	1				5		5
	Visa Trainees										
	TOTAL	1	1	2	1				5		5
University of Toronto	CC/PR						1		1		1
	Visa Trainees										
	TOTAL						1		1		1
University of Western Ontario	CC/PR	1		1	1				3	4	7
	Visa Trainees		1						1	3	4
	TOTAL	1	1	1	1				4	7	11
University of Manitoba	CC/PR							1	1		1
	Visa Trainees										
	TOTAL							1	1		1
University of Alberta	CC/PR	2	2	1	1	1		1	8		8
	Visa Trainees										
	TOTAL	2	2	1	1	1		1	8		8
University of British Columbia	CC/PR						1		1		1
	Visa Trainees										
	TOTAL						1		1		1
Grand Total	CC/PR	9	9	7	6	8	2	2	43	5	48
	Visa Trainees		2		1				3	4	7
	TOTAL	9	11	7	7	8	2	2	46	9	55

Table 2
NUCLEAR MEDICINE
2013-14 Post-M.D. Trainees
(Regular Ministry Funded vs All Other Funding)
Faculty of Medicine Providing Post-M.D. Training
By
Rank

Faculty of Medicine Providing Post-M.D. Training		Residents							Fellows	Total	
		PGY-1	PGY-2	PGY-3	PGY-4	PGY-5	PGY-6	PGY-7	Sub-Total	Fellow	
Dalhousie University	Regular Ministry Funded		1	1		1			3		3
	Non-Ministry Funded										
	TOTAL		1	1		1			3		3
Université de Sherbrooke	Regular Ministry Funded	2	2		2	2			8		8
	Non-Ministry Funded										
	TOTAL	2	2		2	2			8		8
Université de Montréal	Regular Ministry Funded	2	2	1	1	3			9		9
	Non-Ministry Funded										
	TOTAL	2	2	1	1	3			9		9
McGill University	Regular Ministry Funded	1	1	1		1			4		4
	Non-Ministry Funded		1		1				2	2	4
	TOTAL	1	2	1	1	1			6	2	8
University of Ottawa	Regular Ministry Funded	1	1	2	1				5		5
	Non-Ministry Funded										
	TOTAL	1	1	2	1				5		5
University of Toronto	Regular Ministry Funded						1		1		1
	Non-Ministry Funded										
	TOTAL						1		1		1
University of Western Ontario	Regular Ministry Funded	1		1	1				3		3
	Non-Ministry Funded		1						1	7	8
	TOTAL	1	1	1	1				4	7	11
University of Manitoba	Regular Ministry Funded							1	1		1
	Non-Ministry Funded										
	TOTAL							1	1		1
University of Alberta	Regular Ministry Funded	2	2	1	1	1		1	8		8
	Non-Ministry Funded										
	TOTAL	2	2	1	1	1		1	8		8
University of British Columbia	Regular Ministry Funded						1		1		1
	Non-Ministry Funded										
	TOTAL						1		1		1
Grand Total	Regular Ministry Funded	9	9	7	6	8	2	2	43		43
	Non-Ministry Funded		2		1				3	9	12
	TOTAL	9	11	7	7	8	2	2	46	9	55

Table 1
PEDIATRICS
2013-14 Post-M.D. Trainees
(Canadian Citizens/Permanent Residents vs Visa Trainees)
Faculty of Medicine Providing Post-M.D. Training
By
Rank

Faculty of Medicine Providing Post-M.D. Training		Residents							Fellows	Total	
		PGY-1	PGY-2	PGY-3	PGY-4	PGY-5	PGY-6	PGY-7	Sub-Total	Fellow	
Memorial University	CC/PR	7	5	6	5				23		23
	Visa Trainees	1							1		1
	TOTAL	8	5	6	5				24		24
Dalhousie University	CC/PR	6	5	6	2				19		19
	Visa Trainees	2	1	3	2				8		8
	TOTAL	8	6	9	4				27		27
Université Laval	CC/PR	9	10	12	4	1			36		36
	Visa Trainees										
	TOTAL	9	10	12	4	1			36		36
Université de Sherbrooke	CC/PR	8	8	9	5				30		30
	Visa Trainees										
	TOTAL	8	8	9	5				30		30
Université de Montréal	CC/PR	12	15	14	6				47		47
	Visa Trainees										
	TOTAL	12	15	14	6				47		47
McGill University	CC/PR	9	9	10	3	2			33		33
	Visa Trainees	3	2	3	2				10		10
	TOTAL	12	11	13	5	2			43		43
University of Ottawa	CC/PR	11	12	10	11				44	2	46
	Visa Trainees									1	1
	TOTAL	11	12	10	11				44	3	47
Queen's University	CC/PR	6	6	5	2				19		19
	Visa Trainees									2	2
	TOTAL	6	6	5	2				19	2	21
University of Toronto	CC/PR	20	20	23	12				75	8	83
	Visa Trainees	1		1					2	9	11
	TOTAL	21	20	24	12				77	17	94
McMaster University	CC/PR	12	15	10	6				43	1	44
	Visa Trainees				3				3	8	11
	TOTAL	12	15	10	9				46	9	55
University of Western Ontario	CC/PR	11	8	12	6				37		37
	Visa Trainees									1	1
	TOTAL	11	8	12	6				37	1	38
Northern Ontario School of Medicine	CC/PR	4	3	4					11		11
	Visa Trainees										
	TOTAL	4	3	4					11		11
University of Manitoba	CC/PR	8	9	9	8	1			35		35
	Visa Trainees			1					1		1
	TOTAL	8	9	10	8	1			36		36
University of Saskatchewan	CC/PR	6	8	5	4				23		23
	Visa Trainees										
	TOTAL	6	8	5	4				23		23
University of Alberta	CC/PR	9	9	10	5				33		33
	Visa Trainees										
	TOTAL	9	9	10	5				33		33
University of Calgary	CC/PR	11	12	11	9	1		1	45		45
	Visa Trainees		1						1		1
	TOTAL	11	13	11	9	1		1	46		46
University of British Columbia	CC/PR	14	13	16	11		1		55	2	57
	Visa Trainees		1						1		1
	TOTAL	14	14	16	11		1		56	2	58
Grand Total	CC/PR	163	167	172	99	5	1	1	608	13	621
	Visa Trainees	7	5	8	7				27	21	48
	TOTAL	170	172	180	106	5	1	1	635	34	669

Table 2
PEDIATRICS
2013-14 Post-M.D. Trainees
(Regular Ministry Funded vs All Other Funding)
Faculty of Medicine Providing Post-M.D. Training
By
Rank

Faculty of Medicine Providing Post-M.D. Training		Residents							Sub-Total	Fellows	Total
		PGY-1	PGY-2	PGY-3	PGY-4	PGY-5	PGY-6	PGY-7		Fellow	
Memorial University	Regular Ministry Funded	8	5	6	5				24		24
	Non-Ministry Funded										
	TOTAL	8	5	6	5				24		24
Dalhousie University	Regular Ministry Funded	6	5	6	2				19		19
	Non-Ministry Funded	2	1	3	2				8		8
	TOTAL	8	6	9	4				27		27
Université Laval	Regular Ministry Funded	9	10	12	4	1			36		36
	Non-Ministry Funded										
	TOTAL	9	10	12	4	1			36		36
Université de Sherbrooke	Regular Ministry Funded	8	8	9	5				30		30
	Non-Ministry Funded										
	TOTAL	8	8	9	5				30		30
Université de Montréal	Regular Ministry Funded	12	15	14	6				47		47
	Non-Ministry Funded										
	TOTAL	12	15	14	6				47		47
McGill University	Regular Ministry Funded	9	9	10	3	2			33		33
	Non-Ministry Funded	3	2	3	2				10		10
	TOTAL	12	11	13	5	2			43		43
University of Ottawa	Regular Ministry Funded	11	12	10	11				44		44
	Non-Ministry Funded									3	3
	TOTAL	11	12	10	11				44	3	47
Queen's University	Regular Ministry Funded	6	6	5	2				19		19
	Non-Ministry Funded									2	2
	TOTAL	6	6	5	2				19	2	21
University of Toronto	Regular Ministry Funded	20	20	23	10				73		73
	Non-Ministry Funded	1		1	2				4	17	21
	TOTAL	21	20	24	12				77	17	94
McMaster University	Regular Ministry Funded	12	15	10	6				43		43
	Non-Ministry Funded				3				3	9	12
	TOTAL	12	15	10	9				46	9	55
University of Western Ontario	Regular Ministry Funded	11	8	12	6				37		37
	Non-Ministry Funded									1	1
	TOTAL	11	8	12	6				37	1	38
Northern Ontario School of Medicine	Regular Ministry Funded	4	3	4					11		11
	Non-Ministry Funded										
	TOTAL	4	3	4					11		11
University of Manitoba	Regular Ministry Funded	8	9	8	8				33		33
	Non-Ministry Funded			2		1			3		3
	TOTAL	8	9	10	8	1			36		36
University of Saskatchewan	Regular Ministry Funded	6	6	4	4				20		20
	Non-Ministry Funded		2	1					3		3
	TOTAL	6	8	5	4				23		23
University of Alberta	Regular Ministry Funded	9	9	10	5				33		33
	Non-Ministry Funded										
	TOTAL	9	9	10	5				33		33
University of Calgary	Regular Ministry Funded	11	12	9	8	1		1	42		42
	Non-Ministry Funded		1	2	1				4		4
	TOTAL	11	13	11	9	1		1	46		46
University of British Columbia	Regular Ministry Funded	14	13	16	11			1	55		55
	Non-Ministry Funded		1						1	2	3
	TOTAL	14	14	16	11			1	56	2	58
Grand Total	Regular Ministry Funded	164	165	168	96	4	1	1	599		599
	Non-Ministry Funded	6	7	12	10	1			36	34	70
	TOTAL	170	172	180	106	5	1	1	635	34	669

Table 1
PHYSICAL MEDICINE AND REHABILITATION
2013-14 Post-M.D. Trainees
(Canadian Citizens/Permanent Residents vs Visa Trainees)
Faculty of Medicine Providing Post-M.D. Training
By Rank

Faculty of Medicine Providing Post-M.D. Training		Residents						Fellows	Total
		PGY-1	PGY-2	PGY-3	PGY-4	PGY-5	Sub-Total	Fellow	
Dalhousie University	CC/PR	1	1		1	2	5		5
	Visa Trainees	1					1		1
	TOTAL	2	1		1	2	6		6
Université Laval	CC/PR	2	3	1	4		10		10
	Visa Trainees								
	TOTAL	2	3	1	4		10		10
Université de Montréal	CC/PR	2	2	2	2	2	10		10
	Visa Trainees								
	TOTAL	2	2	2	2	2	10		10
University of Ottawa	CC/PR	2	2	3	2	2	11	1	12
	Visa Trainees								
	TOTAL	2	2	3	2	2	11	1	12
Queen's University	CC/PR	1	2		1		4		4
	Visa Trainees								
	TOTAL	1	2		1		4		4
University of Toronto	CC/PR	5	4	5	4	4	22		22
	Visa Trainees							4	4
	TOTAL	5	4	5	4	4	22	4	26
McMaster University	CC/PR	3	7	2	3	3	18		18
	Visa Trainees								
	TOTAL	3	7	2	3	3	18		18
University of Western Ontario	CC/PR	1	1	1	2	1	6		6
	Visa Trainees							1	1
	TOTAL	1	1	1	2	1	6	1	7
University of Manitoba	CC/PR	2	2	2			6		6
	Visa Trainees			1	1	1	3		3
	TOTAL	2	2	3	1	1	9		9
University of Saskatchewan	CC/PR	2	1	1	2	1	7		7
	Visa Trainees								
	TOTAL	2	1	1	2	1	7		7
University of Alberta	CC/PR	3	3	2	2	3	13	2	15
	Visa Trainees								
	TOTAL	3	3	2	2	3	13	2	15
University of Calgary	CC/PR	2	2	3	2	2	11		11
	Visa Trainees								
	TOTAL	2	2	3	2	2	11		11
University of British Columbia	CC/PR	2	2	4	1	3	12		12
	Visa Trainees								
	TOTAL	2	2	4	1	3	12		12
Grand Total	CC/PR	28	32	26	26	23	135	3	138
	Visa Trainees	1		1	1	1	4	5	9
	TOTAL	29	32	27	27	24	139	8	147

Table 2
PHYSICAL MEDICINE AND REHABILITATION
2013-14 Post-M.D. Trainees
(Regular Ministry Funded vs All Other Funding)
Faculty of Medicine Providing Post-M.D. Training
By Rank

Faculty of Medicine Providing Post-M.D. Training		Residents						Fellows	Total
		PGY-1	PGY-2	PGY-3	PGY-4	PGY-5	Sub-Total	Fellow	
Dalhousie University	Regular Ministry Funded	1	1		1	2	5		5
	Non-Ministry Funded	1					1		1
	TOTAL	2	1		1	2	6		6
Université Laval	Regular Ministry Funded	2	3	1	4		10		10
	Non-Ministry Funded								
	TOTAL	2	3	1	4		10		10
Université de Montréal	Regular Ministry Funded	2	2	2	2	2	10		10
	Non-Ministry Funded								
	TOTAL	2	2	2	2	2	10		10
University of Ottawa	Regular Ministry Funded	2	2	3	2	2	11		11
	Non-Ministry Funded							1	1
	TOTAL	2	2	3	2	2	11	1	12
Queen's University	Regular Ministry Funded	1	2		1		4		4
	Non-Ministry Funded								
	TOTAL	1	2		1		4		4
University of Toronto	Regular Ministry Funded	5	4	5	4	4	22		22
	Non-Ministry Funded							4	4
	TOTAL	5	4	5	4	4	22	4	26
McMaster University	Regular Ministry Funded	3	7	2	3	3	18		18
	Non-Ministry Funded								
	TOTAL	3	7	2	3	3	18		18
University of Western Ontario	Regular Ministry Funded	1	1	1	2	1	6		6
	Non-Ministry Funded							1	1
	TOTAL	1	1	1	2	1	6	1	7
University of Manitoba	Regular Ministry Funded	2	2	2			6		6
	Non-Ministry Funded			1	1	1	3		3
	TOTAL	2	2	3	1	1	9		9
University of Saskatchewan	Regular Ministry Funded	2	1	1	2	1	7		7
	Non-Ministry Funded								
	TOTAL	2	1	1	2	1	7		7
University of Alberta	Regular Ministry Funded	3	3	2	2	3	13		13
	Non-Ministry Funded							2	2
	TOTAL	3	3	2	2	3	13	2	15
University of Calgary	Regular Ministry Funded	2	2	3	2	2	11		11
	Non-Ministry Funded								
	TOTAL	2	2	3	2	2	11		11
University of British Columbia	Regular Ministry Funded	2	2	4	1	3	12		12
	Non-Ministry Funded								
	TOTAL	2	2	4	1	3	12		12
Grand Total	Regular Ministry Funded	28	32	26	26	23	135		135
	Non-Ministry Funded	1		1	1	1	4	8	12
	TOTAL	29	32	27	27	24	139	8	147

Table 1
PSYCHIATRY
2013-14 Post-M.D. Trainees
(Canadian Citizens/Permanent Residents vs Visa Trainees)
Faculty of Medicine Providing Post-M.D. Training
By
Rank

Faculty of Medicine Providing Post-M.D. Training		Residents						Sub-Total	Fellows Fellow	Total
		PGY-1	PGY-2	PGY-3	PGY-4	PGY-5	PGY-6			
Memorial University	CC/PR	6	6	7	4	2		25		25
	Visa Trainees									
	TOTAL	6	6	7	4	2		25		25
Dalhousie University	CC/PR	6	11	8	8	4		37	3	40
	Visa Trainees									
	TOTAL	6	11	8	8	4		37	3	40
Université Laval	CC/PR	12	12	12	9	10	1	56		56
	Visa Trainees									
	TOTAL	12	12	12	9	10	1	56		56
Université de Sherbrooke	CC/PR	10	11	9	6	8	1	45		45
	Visa Trainees									
	TOTAL	10	11	9	6	8	1	45		45
Université de Montréal	CC/PR	18	14	10	14	10	1	67		67
	Visa Trainees									
	TOTAL	18	14	10	14	10	1	67		67
McGill University	CC/PR	11	8	9	8	11	4	51	1	52
	Visa Trainees	1		3				4		4
	TOTAL	12	8	12	8	11	4	55	1	56
University of Ottawa	CC/PR	13	10	8	9	7		47	1	48
	Visa Trainees			1				1		1
	TOTAL	13	10	9	9	7		48	1	49
Queen's University	CC/PR	6	6	5	6	4		27	1	28
	Visa Trainees								2	2
	TOTAL	6	6	5	6	4		27	3	30
University of Toronto	CC/PR	31	34	29	34	33		161	16	177
	Visa Trainees	1	2	2	2	2		9	30	39
	TOTAL	32	36	31	36	35		170	46	216
McMaster University	CC/PR	9	10	9	5	7		40	2	42
	Visa Trainees								3	3
	TOTAL	9	10	9	5	7		40	5	45
University of Western Ontario	CC/PR	9	5	5	8	7	1	35	2	37
	Visa Trainees									
	TOTAL	9	5	5	8	7	1	35	2	37
Northern Ontario School of Medicine	CC/PR	2	1	1				4		4
	Visa Trainees									
	TOTAL	2	1	1				4		4
University of Manitoba	CC/PR	11	8	8	7	5		39		39
	Visa Trainees									
	TOTAL	11	8	8	7	5		39		39
University of Saskatchewan	CC/PR	5	5	4	5	6		25		25
	Visa Trainees									
	TOTAL	5	5	4	5	6		25		25
University of Alberta	CC/PR	11	8	8	11	9		47	1	48
	Visa Trainees									
	TOTAL	11	8	8	11	9		47	1	48
University of Calgary	CC/PR	7	7	11	6	8		39	1	40
	Visa Trainees									
	TOTAL	7	7	11	6	8		39	1	40
University of British Columbia	CC/PR	24	22	24	21	22		113	3	116
	Visa Trainees								1	1
	TOTAL	24	22	24	21	22		113	4	117
Grand Total	CC/PR	191	178	167	161	153	8	858	31	889
	Visa Trainees	2	2	6	2	2		14	36	50
	TOTAL	193	180	173	163	155	8	872	67	939

Table 2
PSYCHIATRY
2013-14 Post-M.D. Trainees
(Regular Ministry Funded vs All Other Funding)
Faculty of Medicine Providing Post-M.D. Training
By
Rank

Faculty of Medicine Providing Post-M.D. Training		Residents							Fellows	Total
		PGY-1	PGY-2	PGY-3	PGY-4	PGY-5	PGY-6	Sub-Total	Fellow	
Memorial University	Regular Ministry Funded	6	5	7	4	2		24		24
	Non-Ministry Funded		1					1		1
	TOTAL	6	6	7	4	2		25		25
Dalhousie University	Regular Ministry Funded	6	11	8	8	4		37		37
	Non-Ministry Funded								3	3
	TOTAL	6	11	8	8	4		37	3	40
Université Laval	Regular Ministry Funded	12	12	12	9	10	1	56		56
	Non-Ministry Funded									
	TOTAL	12	12	12	9	10	1	56		56
Université de Sherbrooke	Regular Ministry Funded	10	11	9	6	8	1	45		45
	Non-Ministry Funded									
	TOTAL	10	11	9	6	8	1	45		45
Université de Montréal	Regular Ministry Funded	18	14	10	14	10	1	67		67
	Non-Ministry Funded									
	TOTAL	18	14	10	14	10	1	67		67
McGill University	Regular Ministry Funded	11	8	9	8	11	4	51		51
	Non-Ministry Funded	1		3				4	1	5
	TOTAL	12	8	12	8	11	4	55	1	56
University of Ottawa	Regular Ministry Funded	13	10	8	9	7		47		47
	Non-Ministry Funded			1				1	1	2
	TOTAL	13	10	9	9	7		48	1	49
Queen's University	Regular Ministry Funded	6	6	5	6	3		26		26
	Non-Ministry Funded					1		1	3	4
	TOTAL	6	6	5	6	4		27	3	30
University of Toronto	Regular Ministry Funded	31	34	29	34	33		161		161
	Non-Ministry Funded	1	2	2	2	2		9	46	55
	TOTAL	32	36	31	36	35		170	46	216
McMaster University	Regular Ministry Funded	9	10	9	5	7		40		40
	Non-Ministry Funded								5	5
	TOTAL	9	10	9	5	7		40	5	45
University of Western Ontario	Regular Ministry Funded	9	5	5	8	7		34		34
	Non-Ministry Funded						1	1	2	3
	TOTAL	9	5	5	8	7	1	35	2	37
Northern Ontario School of Medicine	Regular Ministry Funded	2	1	1				4		4
	Non-Ministry Funded									
	TOTAL	2	1	1				4		4
University of Manitoba	Regular Ministry Funded	11	8	8	7	5		39		39
	Non-Ministry Funded									
	TOTAL	11	8	8	7	5		39		39
University of Saskatchewan	Regular Ministry Funded	5	5	3	5	6		24		24
	Non-Ministry Funded			1				1		1
	TOTAL	5	5	4	5	6		25		25
University of Alberta	Regular Ministry Funded	11	8	8	11	9		47		47
	Non-Ministry Funded								1	1
	TOTAL	11	8	8	11	9		47	1	48
University of Calgary	Regular Ministry Funded	6	7	11	6	8		38		38
	Non-Ministry Funded	1						1	1	2
	TOTAL	7	7	11	6	8		39	1	40
University of British Columbia	Regular Ministry Funded	24	22	24	21	22		113		113
	Non-Ministry Funded								4	4
	TOTAL	24	22	24	21	22		113	4	117
Grand Total	Regular Ministry Funded	190	177	166	161	152	7	853		853
	Non-Ministry Funded	3	3	7	2	3	1	19	67	86
	TOTAL	193	180	173	163	155	8	872	67	939

Table 1
RADIATION ONCOLOGY
2013-14 Post-M.D. Trainees
(Canadian Citizens/Permanent Residents vs Visa Trainees)
Faculty of Medicine Providing Post-M.D. Training
By Rank

Faculty of Medicine Providing Post-M.D. Training		Residents							Fellows	Total
		PGY-1	PGY-2	PGY-3	PGY-4	PGY-5	PGY-6	Sub-Total	Fellow	
Dalhousie University	CC/PR	1	1	1	1			4		4
	Visa Trainees									
	TOTAL	1	1	1	1			4		4
Université Laval	CC/PR	1		1	1	3		6		6
	Visa Trainees									
	TOTAL	1		1	1	3		6		6
Université de Montréal	CC/PR		1	1	2	2		6		6
	Visa Trainees								1	1
	TOTAL		1	1	2	2		6	1	7
McGill University	CC/PR	1	2	1	3	1	2	10		10
	Visa Trainees	3	2	2				7		7
	TOTAL	4	4	3	3	1	2	17		17
University of Ottawa	CC/PR	2	2	1	1	1		7	1	8
	Visa Trainees	1	1	2	2			6	3	9
	TOTAL	3	3	3	3	1		13	4	17
Queen's University	CC/PR	2	1	2	3			8		8
	Visa Trainees									
	TOTAL	2	1	2	3			8		8
University of Toronto	CC/PR	4	5	5	6	4		24	10	34
	Visa Trainees	2	2			1		5	15	20
	TOTAL	6	7	5	6	5		29	25	54
McMaster University	CC/PR	2	4	3	1	1		11	2	13
	Visa Trainees					1		1		1
	TOTAL	2	4	3	1	2		12	2	14
University of Western Ontario	CC/PR	2	2	1	1	2		8	1	9
	Visa Trainees									
	TOTAL	2	2	1	1	2		8	1	9
University of Manitoba	CC/PR	1	1	1	1	1		5		5
	Visa Trainees	2				1		3		3
	TOTAL	3	1	1	2	1		8		8
University of Alberta	CC/PR	1	1	1	1	1		5	1	6
	Visa Trainees	1				1		2	1	3
	TOTAL	2	1	1	2	1		7	2	9
University of Calgary	CC/PR	1	1	1	3	3		9		9
	Visa Trainees			1				1		1
	TOTAL	1	1	2	3	3		10		10
University of British Columbia	CC/PR	2	2	2	3	2		11	5	16
	Visa Trainees								2	2
	TOTAL	2	2	2	3	2		11	7	18
Grand Total	CC/PR	20	23	21	27	21	2	114	20	134
	Visa Trainees	9	5	5	4	2		25	22	47
	TOTAL	29	28	26	31	23	2	139	42	181

Table 2
RADIATION ONCOLOGY
2013-14 Post-M.D. Trainees
(Regular Ministry Funded vs All Other Funding)
Faculty of Medicine Providing Post-M.D. Training
By Rank

Faculty of Medicine Providing Post-M.D. Training		Residents							Fellows	Total
		PGY-1	PGY-2	PGY-3	PGY-4	PGY-5	PGY-6	Sub-Total	Fellow	
Dalhousie University	Regular Ministry Funded	1	1	1	1			4		4
	Non-Ministry Funded									
	TOTAL	1	1	1	1			4		4
Université Laval	Regular Ministry Funded	1		1	1	3		6		6
	Non-Ministry Funded									
	TOTAL	1		1	1	3		6		6
Université de Montréal	Regular Ministry Funded		1	1	2	2		6		6
	Non-Ministry Funded								1	1
	TOTAL		1	1	2	2		6	1	7
McGill University	Regular Ministry Funded	1	1	1	3	1	2	9		9
	Non-Ministry Funded	3	3	2				8		8
	TOTAL	4	4	3	3	1	2	17		17
University of Ottawa	Regular Ministry Funded	2	2	1	1	1		7		7
	Non-Ministry Funded	1	1	2	2			6	4	10
	TOTAL	3	3	3	3	1		13	4	17
Queen's University	Regular Ministry Funded	2	1	2	3			8		8
	Non-Ministry Funded									
	TOTAL	2	1	2	3			8		8
University of Toronto	Regular Ministry Funded	4	5	5	6	4		24		24
	Non-Ministry Funded	2	2			1		5	25	30
	TOTAL	6	7	5	6	5		29	25	54
McMaster University	Regular Ministry Funded	2	4	3	1	1		11		11
	Non-Ministry Funded					1		1	2	3
	TOTAL	2	4	3	1	2		12	2	14
University of Western Ontario	Regular Ministry Funded	2	2	1	1	2		8		8
	Non-Ministry Funded								1	1
	TOTAL	2	2	1	1	2		8	1	9
University of Manitoba	Regular Ministry Funded	1	1	1	1	1		5		5
	Non-Ministry Funded	2			1			3		3
	TOTAL	3	1	1	2	1		8		8
University of Alberta	Regular Ministry Funded	1	1	1	1	1		5		5
	Non-Ministry Funded	1			1			2	2	4
	TOTAL	2	1	1	2	1		7	2	9
University of Calgary	Regular Ministry Funded	1	1	1	3	3		9		9
	Non-Ministry Funded			1				1		1
	TOTAL	1	1	2	3	3		10		10
University of British Columbia	Regular Ministry Funded	2	2	2	3	2		11		11
	Non-Ministry Funded								7	7
	TOTAL	2	2	2	3	2		11	7	18
Grand Total	Regular Ministry Funded	20	22	21	27	21	2	113		113
	Non-Ministry Funded	9	6	5	4	2		26	42	68
	TOTAL	29	28	26	31	23	2	139	42	181

Table 1
LAB MEDICINE (UNDIFFERENTIATED)
2013-14 Post-M.D. Trainees
(Canadian Citizens/Permanent Residents vs Visa Trainees)
Faculty of Medicine Providing Post-M.D. Training
By
Rank

Faculty of Medicine Providing Post-M.D. Training		Residents	Total
		PGY-1	
Queen's University	CC/PR	2	2
	Visa Trainees		
	TOTAL	2	2
Grand Total	CC/PR	2	2
	Visa Trainees		
	TOTAL	2	2

Table 2
LAB MEDICINE (UNDIFFERENTIATED)
2013-14 Post-M.D. Trainees
(Regular Ministry Funded vs All Other Funding)
Faculty of Medicine Providing Post-M.D. Training
By
Rank

Faculty of Medicine Providing Post-M.D. Training		Residents	Total
		PGY-1	
Queen's University	Regular Ministry Funded	2	2
	Non-Ministry Funded		
	TOTAL	2	2
Grand Total	Regular Ministry Funded	2	2
	Non-Ministry Funded		
	TOTAL	2	2

Table 1
ANATOMICAL PATHOLOGY
2013-14 Post-M.D. Trainees
(Canadian Citizens/Permanent Residents vs Visa Trainees)
Faculty of Medicine Providing Post-M.D. Training
By Rank

Faculty of Medicine Providing Post-M.D. Training		Residents						Fellows	Total
		PGY-1	PGY-2	PGY-3	PGY-4	PGY-5	Sub-Total	Fellow	
Memorial University	CC/PR	3	5	3	1		12		12
	Visa Trainees								
	TOTAL	3	5	3	1		12		12
Dalhousie University	CC/PR	2	1	2	2	5	12		12
	Visa Trainees								
	TOTAL	2	1	2	2	5	12		12
Université Laval	CC/PR	3	4	2	4	4	17		17
	Visa Trainees								
	TOTAL	3	4	2	4	4	17		17
Université de Sherbrooke	CC/PR	2	3	1	1	3	10		10
	Visa Trainees								
	TOTAL	2	3	1	1	3	10		10
Université de Montréal	CC/PR	5	4	1	4	2	16		16
	Visa Trainees								
	TOTAL	5	4	1	4	2	16		16
McGill University	CC/PR	4	5	5	4	4	22		22
	Visa Trainees		1				1		1
	TOTAL	4	6	5	4	4	23		23
University of Ottawa	CC/PR	3	3	3	6	1	16		16
	Visa Trainees								
	TOTAL	3	3	3	6	1	16		16
Queen's University	CC/PR		3	2	2	2	9		9
	Visa Trainees								
	TOTAL		3	2	2	2	9		9
University of Toronto	CC/PR	5	7	6	5	11	34	10	44
	Visa Trainees				1		1	10	11
	TOTAL	5	7	6	6	11	35	20	55
McMaster University	CC/PR	4	2	3	1	2	12		12
	Visa Trainees								
	TOTAL	4	2	3	1	2	12		12
University of Western Ontario	CC/PR	2	2	2	1	2	9	2	11
	Visa Trainees				2		2		2
	TOTAL	2	2	2	3	2	11	2	13
University of Manitoba	CC/PR	3	2	2	2	5	14		14
	Visa Trainees								
	TOTAL	3	2	2	2	5	14		14
University of Alberta	CC/PR	5	2	4	3	3	17	1	18
	Visa Trainees							1	1
	TOTAL	5	2	4	3	3	17	2	19
University of Calgary	CC/PR	3	2	2	4	3	14	2	16
	Visa Trainees	1					1	1	2
	TOTAL	4	2	2	4	3	15	3	18
University of British Columbia	CC/PR	4	4	3	3	3	17	1	18
	Visa Trainees	1				2	3	1	4
	TOTAL	5	4	3	3	5	20	2	22
Grand Total	CC/PR	48	49	41	43	50	231	16	247
	Visa Trainees	2	1		3	2	8	13	21
	TOTAL	50	50	41	46	52	239	29	268

Table 2
ANATOMICAL PATHOLOGY
2013-14 Post-M.D. Trainees
(Regular Ministry Funded vs All Other Funding)
Faculty of Medicine Providing Post-M.D. Training
By
Rank

Faculty of Medicine Providing Post-M.D. Training		Residents						Fellows	Total
		PGY-1	PGY-2	PGY-3	PGY-4	PGY-5	Sub-Total	Fellow	
Memorial University	Regular Ministry Funded	3	5	3	1		12		12
	Non-Ministry Funded								
	TOTAL	3	5	3	1		12		12
Dalhousie University	Regular Ministry Funded	2	1	2	2	4	11		11
	Non-Ministry Funded					1	1		1
	TOTAL	2	1	2	2	5	12		12
Université Laval	Regular Ministry Funded	3	4	2	4	4	17		17
	Non-Ministry Funded								
	TOTAL	3	4	2	4	4	17		17
Université de Sherbrooke	Regular Ministry Funded	2	3	1	1	3	10		10
	Non-Ministry Funded								
	TOTAL	2	3	1	1	3	10		10
Université de Montréal	Regular Ministry Funded	5	4	1	4	2	16		16
	Non-Ministry Funded								
	TOTAL	5	4	1	4	2	16		16
McGill University	Regular Ministry Funded	4	5	5	4	4	22		22
	Non-Ministry Funded		1				1		1
	TOTAL	4	6	5	4	4	23		23
University of Ottawa	Regular Ministry Funded	3	3	3	6	1	16		16
	Non-Ministry Funded								
	TOTAL	3	3	3	6	1	16		16
Queen's University	Regular Ministry Funded		3	2	2	2	9		9
	Non-Ministry Funded								
	TOTAL		3	2	2	2	9		9
University of Toronto	Regular Ministry Funded	5	7	6	4	11	33		33
	Non-Ministry Funded				2		2	20	22
	TOTAL	5	7	6	6	11	35	20	55
McMaster University	Regular Ministry Funded	4	2	3	1	2	12		12
	Non-Ministry Funded								
	TOTAL	4	2	3	1	2	12		12
University of Western Ontario	Regular Ministry Funded	2	2	2	1	2	9		9
	Non-Ministry Funded				2		2	2	4
	TOTAL	2	2	2	3	2	11	2	13
University of Manitoba	Regular Ministry Funded	3	2	2	2	5	14		14
	Non-Ministry Funded								
	TOTAL	3	2	2	2	5	14		14
University of Alberta	Regular Ministry Funded	5	2	4	3	3	17		17
	Non-Ministry Funded							2	2
	TOTAL	5	2	4	3	3	17	2	19
University of Calgary	Regular Ministry Funded	2	2	2	4	3	13		13
	Non-Ministry Funded	2					2	3	5
	TOTAL	4	2	2	4	3	15	3	18
University of British Columbia	Regular Ministry Funded	4	4	3	3	3	17		17
	Non-Ministry Funded	1				2	3	2	5
	TOTAL	5	4	3	3	5	20	2	22
Grand Total	Regular Ministry Funded	47	49	41	42	49	228		228
	Non-Ministry Funded	3	1		4	3	11	29	40
	TOTAL	50	50	41	46	52	239	29	268

**Table 1
 FORENSIC PATHOLOGY
 2013-14 Post-M.D. Trainees
 (Canadian Citizens/Permanent Residents vs Visa Trainees)
 Faculty of Medicine Providing Post-M.D. Training
 By
 Rank**

Faculty of Medicine Providing Post-M.D. Training			Residents	Total
			PGY-6	
University of Toronto	Forensic Pathology (Anat. Path.)	CC/PR	2	2
		Visa Trainees		
		TOTAL	2	2
University of Alberta	Forensic Pathology (Anat. Path.)	CC/PR	1	1
		Visa Trainees		
		TOTAL	1	1
Grand Total	Forensic Pathology (Anat. Path.)	CC/PR	3	3
		Visa Trainees		
		TOTAL	3	3

**Table 2
 FORENSIC PATHOLOGY
 2013-14 Post-M.D. Trainees
 (Regular Ministry Funded vs All Other Funding)
 Faculty of Medicine Providing Post-M.D. Training
 By
 Rank**

Faculty of Medicine Providing Post-M.D. Training			Residents	Total
			PGY-6	
University of Toronto	Forensic Pathology (Anat. Path.)	Regular Ministry Funded	2	2
		Non-Ministry Funded		
		TOTAL	2	2
University of Alberta	Forensic Pathology (Anat. Path.)	Regular Ministry Funded	1	1
		Non-Ministry Funded		
		TOTAL	1	1
Grand Total	Forensic Pathology (Anat. Path.)	Regular Ministry Funded	3	3
		Non-Ministry Funded		
		TOTAL	3	3

Table 1
GENERAL PATHOLOGY
2013-14 Post-M.D. Trainees
(Canadian Citizens/Permanent Residents vs Visa Trainees)
Faculty of Medicine Providing Post-M.D. Training
By
Rank

Faculty of Medicine Providing Post-M.D. Training		Residents					Sub-Total	Fellows	Total
		PGY-1	PGY-2	PGY-3	PGY-4	PGY-5		Fellow	
Dalhousie University	CC/PR		2	1	1	2	6		6
	Visa Trainees								
	TOTAL		2	1	1	2	6		6
Université Laval	CC/PR								
	Visa Trainees							1	1
	TOTAL							1	1
University of Toronto	CC/PR					1	1		1
	Visa Trainees								
	TOTAL					1	1		1
McMaster University	CC/PR	3	2	2	1		8	3	11
	Visa Trainees								
	TOTAL	3	2	2	1		8	3	11
University of Saskatchewan	CC/PR	1	1	4		2	8		8
	Visa Trainees								
	TOTAL	1	1	4		2	8		8
University of Alberta	CC/PR				2		2		2
	Visa Trainees								
	TOTAL				2		2		2
University of Calgary	CC/PR	2	1			1	4		4
	Visa Trainees								
	TOTAL	2	1			1	4		4
University of British Columbia	CC/PR		1	1	2	2	6		6
	Visa Trainees								
	TOTAL		1	1	2	2	6		6
Grand Total	CC/PR	6	7	8	6	8	35	3	38
	Visa Trainees							1	1
	TOTAL	6	7	8	6	8	35	4	39

Table 2
GENERAL PATHOLOGY
2013-14 Post-M.D. Trainees
(Regular Ministry Funded vs All Other Funding)
Faculty of Medicine Providing Post-M.D. Training
By
Rank

Faculty of Medicine Providing Post-M.D. Training		Residents					Sub-Total	Fellows	Total
		PGY-1	PGY-2	PGY-3	PGY-4	PGY-5		Fellow	
Dalhousie University	Regular Ministry Funded		2	1	1	2	6		6
	Non-Ministry Funded								
	TOTAL		2	1	1	2	6		6
Université Laval	Regular Ministry Funded								
	Non-Ministry Funded							1	1
	TOTAL							1	1
University of Toronto	Regular Ministry Funded					1	1		1
	Non-Ministry Funded								
	TOTAL					1	1		1
McMaster University	Regular Ministry Funded	3	2	2	1		8		8
	Non-Ministry Funded							3	3
	TOTAL	3	2	2	1		8	3	11
University of Saskatchewan	Regular Ministry Funded	1	1	4		2	8		8
	Non-Ministry Funded								
	TOTAL	1	1	4		2	8		8
University of Alberta	Regular Ministry Funded				2		2		2
	Non-Ministry Funded								
	TOTAL				2		2		2
University of Calgary	Regular Ministry Funded	2	1			1	4		4
	Non-Ministry Funded								
	TOTAL	2	1			1	4		4
University of British Columbia	Regular Ministry Funded		1	1	2	2	6		6
	Non-Ministry Funded								
	TOTAL		1	1	2	2	6		6
Grand Total	Regular Ministry Funded	6	7	8	6	8	35		35
	Non-Ministry Funded							4	4
	TOTAL	6	7	8	6	8	35	4	39

Table 1
HEMATOLOGICAL PATHOLOGY
2013-14 Post-M.D. Trainees
(Canadian Citizens/Permanent Residents vs Visa Trainees)
Faculty of Medicine Providing Post-M.D. Training
By
Rank

Faculty of Medicine Providing Post-M.D. Training		Residents					Sub-Total	Fellows	Total
		PGY-1	PGY-2	PGY-3	PGY-4	PGY-5		Fellow	
Dalhousie University	CC/PR	1	1	1	1	1	5		5
	Visa Trainees								
	TOTAL	1	1	1	1	1	5		5
University of Ottawa	CC/PR	1	2		2		5	2	7
	Visa Trainees								
	TOTAL	1	2		2		5	2	7
University of Toronto	CC/PR	1	1	1			3	2	5
	Visa Trainees				1		1	1	2
	TOTAL	1	1	1	1		4	3	7
McMaster University	CC/PR								
	Visa Trainees							1	1
	TOTAL							1	1
University of Alberta	CC/PR		1	1	2		4		4
	Visa Trainees								
	TOTAL		1	1	2		4		4
University of British Columbia	CC/PR	1	1	2		1	5	1	6
	Visa Trainees		1	1			2		2
	TOTAL	1	2	3		1	7	1	8
Grand Total	CC/PR	4	6	5	5	2	22	5	27
	Visa Trainees		1	1	1		3	2	5
	TOTAL	4	7	6	6	2	25	7	32

Table 2
HEMATOLOGICAL PATHOLOGY
2013-14 Post-M.D. Trainees
(Regular Ministry Funded vs All Other Funding)
Faculty of Medicine Providing Post-M.D. Training
By
Rank

Faculty of Medicine Providing Post-M.D. Training		Residents						Fellows	Total
		PGY-1	PGY-2	PGY-3	PGY-4	PGY-5	Sub-Total	Fellow	
Dalhousie University	Regular Ministry Funded	1	1	1	1	1	5		5
	Non-Ministry Funded								
	TOTAL	1	1	1	1	1	5		5
University of Ottawa	Regular Ministry Funded	1	2		2		5		5
	Non-Ministry Funded							2	2
	TOTAL	1	2		2		5	2	7
University of Toronto	Regular Ministry Funded	1	1	1			3		3
	Non-Ministry Funded				1		1	3	4
	TOTAL	1	1	1	1		4	3	7
McMaster University	Regular Ministry Funded								
	Non-Ministry Funded							1	1
	TOTAL							1	1
University of Alberta	Regular Ministry Funded		1	1	2		4		4
	Non-Ministry Funded								
	TOTAL		1	1	2		4		4
University of British Columbia	Regular Ministry Funded	1	1	2		1	5		5
	Non-Ministry Funded		1	1			2	1	3
	TOTAL	1	2	3		1	7	1	8
Grand Total	Regular Ministry Funded	4	6	5	5	2	22		22
	Non-Ministry Funded		1	1	1		3	7	10
	TOTAL	4	7	6	6	2	25	7	32

Table 1
MEDICAL BIOCHEMISTRY
2013-14 Post-M.D. Trainees
(Canadian Citizens/Permanent Residents vs Visa Trainees)
Faculty of Medicine Providing Post-M.D. Training
By
Rank

Faculty of Medicine Providing Post-M.D. Training		Residents					Total
		PGY-1	PGY-2	PGY-3	PGY-4	PGY-5	
Université Laval	CC/PR			1	1	1	3
	Visa Trainees						
	TOTAL			1	1	1	3
Université de Sherbrooke	CC/PR	2				2	4
	Visa Trainees						
	TOTAL	2				2	4
Université de Montréal	CC/PR					1	1
	Visa Trainees						
	TOTAL					1	1
McGill University	CC/PR	1	1	2	1	2	7
	Visa Trainees	1		1			2
	TOTAL	2	1	3	1	2	9
McMaster University	CC/PR	1	1			2	4
	Visa Trainees						
	TOTAL	1	1			2	4
University of British Columbia	CC/PR				3		3
	Visa Trainees						
	TOTAL				3		3
Grand Total	CC/PR	4	2	3	5	8	22
	Visa Trainees	1		1			2
	TOTAL	5	2	4	5	8	24

Table 2
MEDICAL BIOCHEMISTRY
2013-14 Post-M.D. Trainees
(Regular Ministry Funded vs All Other Funding)
Faculty of Medicine Providing Post-M.D. Training
By
Rank

Faculty of Medicine Providing Post-M.D. Training		Residents					Total
		PGY-1	PGY-2	PGY-3	PGY-4	PGY-5	
Université Laval	Regular Ministry Funded			1	1	1	3
	Non-Ministry Funded						
	TOTAL			1	1	1	3
Université de Sherbrooke	Regular Ministry Funded	2				2	4
	Non-Ministry Funded						
	TOTAL	2				2	4
Université de Montréal	Regular Ministry Funded					1	1
	Non-Ministry Funded						
	TOTAL					1	1
McGill University	Regular Ministry Funded	1	1	2	1	2	7
	Non-Ministry Funded	1		1			2
	TOTAL	2	1	3	1	2	9
McMaster University	Regular Ministry Funded	1	1			2	4
	Non-Ministry Funded						
	TOTAL	1	1			2	4
University of British Columbia	Regular Ministry Funded				3		3
	Non-Ministry Funded						
	TOTAL				3		3
Grand Total	Regular Ministry Funded	4	2	3	5	8	22
	Non-Ministry Funded	1		1			2
	TOTAL	5	2	4	5	8	24

Table 1
MEDICAL MICROBIOLOGY
2013-14 Post-M.D. Trainees
(Canadian Citizens/Permanent Residents vs Visa Trainees)
Faculty of Medicine Providing Post-M.D. Training
By Rank

Faculty of Medicine Providing Post-M.D. Training		Residents						Sub-Total	Fellows	Total
		PGY-1	PGY-2	PGY-3	PGY-4	PGY-5	PGY-6		Fellow	
Dalhousie University	CC/PR									
	Visa Trainees	1			2			3		3
	TOTAL	1			2			3		3
Université Laval	CC/PR	1	2	1	3	1		8		8
	Visa Trainees									
	TOTAL	1	2	1	3	1		8		8
Université de Sherbrooke	CC/PR	2	1	3	2	3	1	12		12
	Visa Trainees									
	TOTAL	2	1	3	2	3	1	12		12
Université de Montréal	CC/PR		3	2	2	3		10		10
	Visa Trainees									
	TOTAL		3	2	2	3		10		10
McGill University	CC/PR				2			2		2
	Visa Trainees									
	TOTAL				2			2		2
University of Ottawa	CC/PR	1		1			1	3		3
	Visa Trainees									
	TOTAL	1		1			1	3		3
University of Toronto	CC/PR	1		2				3		3
	Visa Trainees									
	TOTAL	1		2				3		3
McMaster University	CC/PR	1	2	1	1			5	1	6
	Visa Trainees			1				1		1
	TOTAL	1	2	2	1			6	1	7
University of Western Ontario	CC/PR								1	1
	Visa Trainees									
	TOTAL								1	1
University of Manitoba	CC/PR		1					1		1
	Visa Trainees				1			1		1
	TOTAL		1		1			2		2
University of Alberta	CC/PR		2	3	2			7		7
	Visa Trainees									
	TOTAL		2	3	2			7		7
University of British Columbia	CC/PR	1	1	1	1	1		5		5
	Visa Trainees									
	TOTAL	1	1	1	1	1		5		5
Grand Total	CC/PR	7	12	14	13	8	2	56	2	58
	Visa Trainees	1		1	3			5		5
	TOTAL	8	12	15	16	8	2	61	2	63

Table 2
MEDICAL MICROBIOLOGY
2013-14 Post-M.D. Trainees
(Regular Ministry Funded vs All Other Funding)
Faculty of Medicine Providing Post-M.D. Training
By
Rank

Faculty of Medicine Providing Post-M.D. Training		Residents						Fellows	Total
		PGY-1	PGY-2	PGY-3	PGY-4	PGY-5	PGY-6	Sub-Total	Fellow
Dalhousie University	Regular Ministry Funded								
	Non-Ministry Funded	1			2			3	3
	TOTAL	1			2			3	3
Université Laval	Regular Ministry Funded	1	2	1	3	1		8	8
	Non-Ministry Funded								
	TOTAL	1	2	1	3	1		8	8
Université de Sherbrooke	Regular Ministry Funded	2	1	3	2	3	1	12	12
	Non-Ministry Funded								
	TOTAL	2	1	3	2	3	1	12	12
Université de Montréal	Regular Ministry Funded		3	2	2	3		10	10
	Non-Ministry Funded								
	TOTAL		3	2	2	3		10	10
McGill University	Regular Ministry Funded				2			2	2
	Non-Ministry Funded								
	TOTAL				2			2	2
University of Ottawa	Regular Ministry Funded	1		1			1	3	3
	Non-Ministry Funded								
	TOTAL	1		1			1	3	3
University of Toronto	Regular Ministry Funded	1		2				3	3
	Non-Ministry Funded								
	TOTAL	1		2				3	3
McMaster University	Regular Ministry Funded	1	2	1	1			5	5
	Non-Ministry Funded			1				1	1
	TOTAL	1	2	2	1			6	6
University of Western Ontario	Regular Ministry Funded								
	Non-Ministry Funded							1	1
	TOTAL							1	1
University of Manitoba	Regular Ministry Funded		1					1	1
	Non-Ministry Funded				1			1	1
	TOTAL		1		1			2	2
University of Alberta	Regular Ministry Funded		2	3	2			7	7
	Non-Ministry Funded								
	TOTAL		2	3	2			7	7
University of British Columbia	Regular Ministry Funded	1	1	1	1	1		5	5
	Non-Ministry Funded								
	TOTAL	1	1	1	1	1		5	5
Grand Total	Regular Ministry Funded	7	12	14	13	8	2	56	56
	Non-Ministry Funded	1		1	3			5	2
	TOTAL	8	12	15	16	8	2	61	63

Table 1
NEUROPATHOLOGY
2013-14 Post-M.D. Trainees
(Canadian Citizens/Permanent Residents vs Visa Trainees)
Faculty of Medicine Providing Post-M.D. Training
By
Rank

Faculty of Medicine Providing Post-M.D. Training		Residents					Total
		PGY-1	PGY-2	PGY-3	PGY-4	PGY-5	
Université de Montréal	CC/PR					1	1
	Visa Trainees						
	TOTAL					1	1
University of Toronto	CC/PR		1	1			2
	Visa Trainees				1	1	2
	TOTAL		1	1	1	1	4
University of Western Ontario	CC/PR					1	1
	Visa Trainees	2					2
	TOTAL	2				1	3
University of Calgary	CC/PR	1	1		1		3
	Visa Trainees						
	TOTAL	1	1		1		3
University of British Columbia	CC/PR				3		3
	Visa Trainees	1					1
	TOTAL	1			3		4
Grand Total	CC/PR	1	2	1	4	2	10
	Visa Trainees	3			1	1	5
	TOTAL	4	2	1	5	3	15

Table 2
NEUROPATHOLOGY
2013-14 Post-M.D. Trainees
(Regular Ministry Funded vs All Other Funding)
Faculty of Medicine Providing Post-M.D. Training
By
Rank

Faculty of Medicine Providing Post-M.D. Training		Residents					Total
		PGY-1	PGY-2	PGY-3	PGY-4	PGY-5	
Université de Montréal	Regular Ministry Funded					1	1
	Non-Ministry Funded						
	TOTAL					1	1
University of Toronto	Regular Ministry Funded		1	1			2
	Non-Ministry Funded				1	1	2
	TOTAL		1	1	1	1	4
University of Western Ontario	Regular Ministry Funded					1	1
	Non-Ministry Funded	2					2
	TOTAL	2				1	3
University of Calgary	Regular Ministry Funded	1	1		1		3
	Non-Ministry Funded						
	TOTAL	1	1		1		3
University of British Columbia	Regular Ministry Funded				3		3
	Non-Ministry Funded	1					1
	TOTAL	1			3		4
Grand Total	Regular Ministry Funded	1	2	1	4	2	10
	Non-Ministry Funded	3			1	1	5
	TOTAL	4	2	1	5	3	15

Table 1
CARDIAC SURGERY
2013-14 Post-M.D. Trainees
(Canadian Citizens/Permanent Residents vs Visa Trainees)
Faculty of Medicine Providing Post-M.D. Training
By
Rank

Faculty of Medicine Providing Post-M.D. Training		Residents						Sub-Total	Fellows	Total
		PGY-1	PGY-2	PGY-3	PGY-4	PGY-5	PGY-6		Fellow	
Dalhousie University	CC/PR	1		1				2		2
	Visa Trainees	1		1		1		3		3
	TOTAL	2		2		1		5		5
Université Laval	CC/PR	1		1				2		2
	Visa Trainees								2	2
	TOTAL	1		1				2	2	4
Université de Montréal	CC/PR		1	1		1	1	4	4	8
	Visa Trainees								1	1
	TOTAL		1	1		1	1	4	5	9
McGill University	CC/PR	1	1		1	1	1	5	1	6
	Visa Trainees	2	1	1	1	2	1	8		8
	TOTAL	3	2	1	2	3	2	13	1	14
University of Ottawa	CC/PR	1		1	1	1		4	1	5
	Visa Trainees			1				1	1	2
	TOTAL	1		2	1	1		5	2	7
University of Toronto	CC/PR	1	1	2	1	1	2	8	2	10
	Visa Trainees	1		1				2	18	20
	TOTAL	2	1	3	1	1	2	10	20	30
McMaster University	CC/PR	1		1	1			3		3
	Visa Trainees		1		1		1	3		3
	TOTAL	1	1	1	2		1	6		6
University of Western Ontario	CC/PR	1	1	1		1		4	1	5
	Visa Trainees	1	1					2	3	5
	TOTAL	2	2	1			1	6	4	10
University of Manitoba	CC/PR					2	1	3		3
	Visa Trainees									
	TOTAL					2	1	3		3
University of Alberta	CC/PR	1	1			1	1	4	1	5
	Visa Trainees				1			1	6	7
	TOTAL	1	1		1	1	1	5	7	12
University of Calgary	CC/PR		1	1	1		1	4		4
	Visa Trainees				1			1		1
	TOTAL		1	1	2			5		5
University of British Columbia	CC/PR	2	1	1		1	1	6	1	7
	Visa Trainees					1		1	2	3
	TOTAL	2	1	1		2	1	7	3	10
Grand Total	CC/PR	10	7	10	5	9	8	49	11	60
	Visa Trainees	5	3	4	4	4	2	22	33	55
	TOTAL	15	10	14	9	13	10	71	44	115

Table 2
CARDIAC SURGERY
2013-14 Post-M.D. Trainees
(Regular Ministry Funded vs All Other Funding)
Faculty of Medicine Providing Post-M.D. Training
By
Rank

Faculty of Medicine Providing Post-M.D. Training		Residents						Fellows	Total	
		PGY-1	PGY-2	PGY-3	PGY-4	PGY-5	PGY-6	Sub-Total	Fellow	
Dalhousie University	Regular Ministry Funded	1		1				2		2
	Non-Ministry Funded	1		1		1		3		3
	TOTAL	2		2		1		5		5
Université Laval	Regular Ministry Funded	1		1				2		2
	Non-Ministry Funded								2	2
	TOTAL	1		1				2	2	4
Université de Montréal	Regular Ministry Funded		1	1		1	1	4		4
	Non-Ministry Funded								5	5
	TOTAL		1	1		1	1	4	5	9
McGill University	Regular Ministry Funded	2	1		1	1	1	6		6
	Non-Ministry Funded	1	1	1	1	2	1	7	1	8
	TOTAL	3	2	1	2	3	2	13	1	14
University of Ottawa	Regular Ministry Funded	1		1	1	1		4		4
	Non-Ministry Funded			1				1	2	3
	TOTAL	1		2	1	1		5	2	7
University of Toronto	Regular Ministry Funded	1	1	1	1	1	2	7		7
	Non-Ministry Funded	1		2				3	20	23
	TOTAL	2	1	3	1	1	2	10	20	30
McMaster University	Regular Ministry Funded	1		1	1			3		3
	Non-Ministry Funded		1		1		1	3		3
	TOTAL	1	1	1	2		1	6		6
University of Western Ontario	Regular Ministry Funded	1	1	1		1		4		4
	Non-Ministry Funded	1	1					2	4	6
	TOTAL	2	2	1		1		6	4	10
University of Manitoba	Regular Ministry Funded					2	1	3		3
	Non-Ministry Funded									
	TOTAL					2	1	3		3
University of Alberta	Regular Ministry Funded	1	1			1	1	4		4
	Non-Ministry Funded				1			1	7	8
	TOTAL	1	1		1	1	1	5	7	12
University of Calgary	Regular Ministry Funded		1	1	1		1	4		4
	Non-Ministry Funded				1			1		1
	TOTAL		1	1	2		1	5		5
University of British Columbia	Regular Ministry Funded	2	1	1		1	1	6		6
	Non-Ministry Funded					1		1	3	4
	TOTAL	2	1	1		2	1	7	3	10
Grand Total	Regular Ministry Funded	11	7	9	5	9	8	49		49
	Non-Ministry Funded	4	3	5	4	4	2	22	44	66
	TOTAL	15	10	14	9	13	10	71	44	115

Table 1
GENERAL SURGERY
2013-14 Post-M.D. Trainees
(Canadian Citizens/Permanent Residents vs Visa Trainees)
Faculty of Medicine Providing Post-M.D. Training
By
Rank

Faculty of Medicine Providing Post-M.D. Training		Residents							Sub-Total	Fellows Fellow	Total
		PGY-1	PGY-2	PGY-3	PGY-4	PGY-5	PGY-6	PGY-7			
Memorial University	CC/PR	3	4	3	3	4			17		17
	Visa Trainees	1	1						2		2
	TOTAL	4	5	3	3	4			19		19
Dalhousie University	CC/PR	6	6	12	4	4			32	1	33
	Visa Trainees									1	1
	TOTAL	6	6	12	4	4			32	2	34
Université Laval	CC/PR	5	5	7	11	2			30	1	31
	Visa Trainees									1	1
	TOTAL	5	5	7	11	2			30	2	32
Université de Sherbrooke	CC/PR	5	7	7	4	5			28		28
	Visa Trainees										
	TOTAL	5	7	7	4	5			28		28
Université de Montréal	CC/PR	6	8	11	12	12	1		50	2	52
	Visa Trainees										
	TOTAL	6	8	11	12	12	1		50	2	52
McGill University	CC/PR	4	5	15	7	4			35	2	37
	Visa Trainees	3	4	4	8	2			21	2	23
	TOTAL	7	9	19	15	6			56	4	60
University of Ottawa	CC/PR	7	8	7	8	7		3	40	4	44
	Visa Trainees										
	TOTAL	7	8	7	8	7		3	40	4	44
Queen's University	CC/PR	4	4	5	2	3			18		18
	Visa Trainees				1				1		1
	TOTAL	4	4	5	3	3			19		19
University of Toronto	CC/PR	14	14	23	14	11			76	8	84
	Visa Trainees				1				1	11	12
	TOTAL	14	14	23	15	11			77	19	96
McMaster University	CC/PR	9	9	7	8	8			41	7	48
	Visa Trainees									6	6
	TOTAL	9	9	7	8	8			41	13	54
University of Western Ontario	CC/PR	5	6	8	6	6			31	5	36
	Visa Trainees									2	2
	TOTAL	5	6	8	6	6			31	7	38
Northern Ontario School of Medicine	CC/PR	2	2	2	2	2			10		10
	Visa Trainees										
	TOTAL	2	2	2	2	2			10		10
University of Manitoba	CC/PR	4	4	3	5	4	2		22		22
	Visa Trainees	1	1	1	1				4		4
	TOTAL	5	5	4	6	4	2		26		26
University of Saskatchewan	CC/PR	7	6	7	3	5			28		28
	Visa Trainees										
	TOTAL	7	6	7	3	5			28		28
University of Alberta	CC/PR	8	11	5	14	10			48	7	55
	Visa Trainees									1	1
	TOTAL	8	11	5	14	10			48	8	56
University of Calgary	CC/PR	7	6	8	7	3			31	2	33
	Visa Trainees									3	3
	TOTAL	7	6	8	7	3			31	5	36
University of British Columbia	CC/PR	7	7	9	7	7	6		43	2	45
	Visa Trainees	1	2						3	4	7
	TOTAL	8	9	9	7	7	6		46	6	52
Grand Total	CC/PR	103	112	139	117	97	9	3	580	41	621
	Visa Trainees	6	8	5	11	2			32	31	63
	TOTAL	109	120	144	128	99	9	3	612	72	684

Table 2
GENERAL SURGERY
2013-14 Post-M.D. Trainees
(Regular Ministry Funded vs All Other Funding)
Faculty of Medicine Providing Post-M.D. Training
By
Rank

Faculty of Medicine Providing Post-M.D. Training		Residents							Sub-Total	Fellows Fellow	Total
		PGY-1	PGY-2	PGY-3	PGY-4	PGY-5	PGY-6	PGY-7			
Memorial University	Regular Ministry Funded	4	5	3	3	4			19		19
	Non-Ministry Funded										
	TOTAL	4	5	3	3	4			19		19
Dalhousie University	Regular Ministry Funded	6	6	11	4	4			31		31
	Non-Ministry Funded			1					1	2	3
	TOTAL	6	6	12	4	4			32	2	34
Université Laval	Regular Ministry Funded	5	5	7	11	2			30		30
	Non-Ministry Funded									2	2
	TOTAL	5	5	7	11	2			30	2	32
Université de Sherbrooke	Regular Ministry Funded	5	7	7	4	5			28		28
	Non-Ministry Funded										
	TOTAL	5	7	7	4	5			28		28
Université de Montréal	Regular Ministry Funded	6	8	11	12	12	1		50		50
	Non-Ministry Funded									2	2
	TOTAL	6	8	11	12	12	1		50	2	52
McGill University	Regular Ministry Funded	4	5	9	5	4			27		27
	Non-Ministry Funded	3	4	10	10	2			29	4	33
	TOTAL	7	9	19	15	6			56	4	60
University of Ottawa	Regular Ministry Funded	7	8	7	8	7		3	40		40
	Non-Ministry Funded									4	4
	TOTAL	7	8	7	8	7		3	40	4	44
Queen's University	Regular Ministry Funded	4	4	5	2	3			18		18
	Non-Ministry Funded				1				1		1
	TOTAL	4	4	5	3	3			19		19
University of Toronto	Regular Ministry Funded	14	14	19	14	11			72		72
	Non-Ministry Funded			4	1				5	19	24
	TOTAL	14	14	23	15	11			77	19	96
McMaster University	Regular Ministry Funded	9	9	7	8	8			41		41
	Non-Ministry Funded									13	13
	TOTAL	9	9	7	8	8			41	13	54
University of Western Ontario	Regular Ministry Funded	5	6	7	6	6			30		30
	Non-Ministry Funded			1					1	7	8
	TOTAL	5	6	8	6	6			31	7	38
Northern Ontario School of Medicine	Regular Ministry Funded	2	2	2	2	2			10		10
	Non-Ministry Funded										
	TOTAL	2	2	2	2	2			10		10
University of Manitoba	Regular Ministry Funded	4	4	3	4	4	2		21		21
	Non-Ministry Funded	1	1	1	2				5		5
	TOTAL	5	5	4	6	4	2		26		26
University of Saskatchewan	Regular Ministry Funded	7	5	6	2	5			25		25
	Non-Ministry Funded		1	1	1				3		3
	TOTAL	7	6	7	3	5			28		28
University of Alberta	Regular Ministry Funded	8	10	4	12	10			44		44
	Non-Ministry Funded		1	1	2				4	8	12
	TOTAL	8	11	5	14	10			48	8	56
University of Calgary	Regular Ministry Funded	7	6	8	7	3			31		31
	Non-Ministry Funded									5	5
	TOTAL	7	6	8	7	3			31	5	36
University of British Columbia	Regular Ministry Funded	7	7	9	7	7	6		43		43
	Non-Ministry Funded	1	2						3	6	9
	TOTAL	8	9	9	7	7	6		46	6	52
Grand Total	Regular Ministry Funded	104	111	125	111	97	9	3	560		560
	Non-Ministry Funded	5	9	19	17	2			52	72	124
	TOTAL	109	120	144	128	99	9	3	612	72	684

Table 1
NEUROSURGERY
2013-14 Post-M.D. Trainees
(Canadian Citizens/Permanent Residents vs Visa Trainees)
Faculty of Medicine Providing Post-M.D. Training
By Rank

Faculty of Medicine Providing Post-M.D. Training		Residents							Fellows	Total
		PGY-1	PGY-2	PGY-3	PGY-4	PGY-5	PGY-6	Sub-Total	Fellow	
Dalhousie University	CC/PR	1	1	1	2	1		6		6
	Visa Trainees	1		1				2		2
	TOTAL	2	1	2	2	1		8		8
Université Laval	CC/PR	1	1	1	1	1	1	6	1	7
	Visa Trainees									
	TOTAL	1	1	1	1	1	1	6	1	7
Université de Sherbrooke	CC/PR	1		2		1		4		4
	Visa Trainees									
	TOTAL	1		2		1		4		4
Université de Montréal	CC/PR	1	1	1	2	1	1	7	1	8
	Visa Trainees								2	2
	TOTAL	1	1	1	2	1	1	7	3	10
McGill University	CC/PR		1	1	1	1	1	5		5
	Visa Trainees	1	3	2	1	3	3	13	3	16
	TOTAL	1	4	3	2	4	4	18	3	21
University of Ottawa	CC/PR	2	1	1		1	2	7	4	11
	Visa Trainees	1	1		1	1	1	5	2	7
	TOTAL	3	2	1	1	2	3	12	6	18
University of Toronto	CC/PR	4	4	2	10	6	5	31	4	35
	Visa Trainees		1	1				2	32	34
	TOTAL	4	5	3	10	6	5	33	36	69
McMaster University	CC/PR	1	1		2	1	1	6	1	7
	Visa Trainees	1		1			1	3	2	5
	TOTAL	2	1	1	2	1	2	9	3	12
University of Western Ontario	CC/PR	2	2	2	2	3		11		11
	Visa Trainees								3	3
	TOTAL	2	2	2	2	3		11	3	14
University of Manitoba	CC/PR	1	1	1	2	1	1	7		7
	Visa Trainees									
	TOTAL	1	1	1	2	1	1	7		7
University of Saskatchewan	CC/PR	1	1		2	2		6		6
	Visa Trainees									
	TOTAL	1	1		2	2		6		6
University of Alberta	CC/PR	1	1	1	1		2	6	2	8
	Visa Trainees	1	1	1	1			4	1	5
	TOTAL	2	2	2	2		2	10	3	13
University of Calgary	CC/PR	2	2	2	2	3	1	12		12
	Visa Trainees	1						1	4	5
	TOTAL	3	2	2	2	3	1	13	4	17
University of British Columbia	CC/PR	1	2	2	1	1	1	8	1	9
	Visa Trainees					1		1	2	3
	TOTAL	1	2	2	1	2	1	9	3	12
Grand Total	CC/PR	19	19	17	28	23	16	122	14	136
	Visa Trainees	6	6	6	3	5	5	31	51	82
	TOTAL	25	25	23	31	28	21	153	65	218

Table 2
NEUROSURGERY
2013-14 Post-M.D. Trainees
(Regular Ministry Funded vs All Other Funding)
Faculty of Medicine Providing Post-M.D. Training
By
Rank

Faculty of Medicine Providing Post-M.D. Training		Residents						Fellows	Total	
		PGY-1	PGY-2	PGY-3	PGY-4	PGY-5	PGY-6	Sub-Total	Fellow	
Dalhousie University	Regular Ministry Funded	1	1	1	2	1		6		6
	Non-Ministry Funded	1		1				2		2
	TOTAL	2	1	2	2	1		8		8
Université Laval	Regular Ministry Funded	1	1	1	1	1	1	6		6
	Non-Ministry Funded								1	1
	TOTAL	1	1	1	1	1	1	6	1	7
Université de Sherbrooke	Regular Ministry Funded	1		2		1		4		4
	Non-Ministry Funded									
	TOTAL	1		2		1		4		4
Université de Montréal	Regular Ministry Funded	1	1	1	2	1	1	7		7
	Non-Ministry Funded								3	3
	TOTAL	1	1	1	2	1	1	7	3	10
McGill University	Regular Ministry Funded		1	1	1	1	1	5		5
	Non-Ministry Funded	1	3	2	1	3	3	13	3	16
	TOTAL	1	4	3	2	4	4	18	3	21
University of Ottawa	Regular Ministry Funded	2	1	1		1	2	7		7
	Non-Ministry Funded	1	1		1	1	1	5	6	11
	TOTAL	3	2	1	1	2	3	12	6	18
University of Toronto	Regular Ministry Funded	4	4	2	5	6	5	26		26
	Non-Ministry Funded		1	1	5			7	36	43
	TOTAL	4	5	3	10	6	5	33	36	69
McMaster University	Regular Ministry Funded	1	1		2	1	1	6		6
	Non-Ministry Funded	1		1			1	3	3	6
	TOTAL	2	1	1	2	1	2	9	3	12
University of Western Ontario	Regular Ministry Funded	2	2	2	2	3		11		11
	Non-Ministry Funded								3	3
	TOTAL	2	2	2	2	3		11	3	14
University of Manitoba	Regular Ministry Funded	1	1	1	2	1	1	7		7
	Non-Ministry Funded									
	TOTAL	1	1	1	2	1	1	7		7
University of Saskatchewan	Regular Ministry Funded	1	1		2	2		6		6
	Non-Ministry Funded									
	TOTAL	1	1		2	2		6		6
University of Alberta	Regular Ministry Funded	1	1	1	1		2	6		6
	Non-Ministry Funded	1	1	1	1			4	3	7
	TOTAL	2	2	2	2		2	10	3	13
University of Calgary	Regular Ministry Funded	2	2	2	2	3	1	12		12
	Non-Ministry Funded	1						1	4	5
	TOTAL	3	2	2	2	3	1	13	4	17
University of British Columbia	Regular Ministry Funded	1	2	2	1	1	1	8		8
	Non-Ministry Funded					1		1	3	4
	TOTAL	1	2	2	1	2	1	9	3	12
Grand Total	Regular Ministry Funded	19	19	17	23	23	16	117		117
	Non-Ministry Funded	6	6	6	8	5	5	36	65	101
	TOTAL	25	25	23	31	28	21	153	65	218

Table 1
OBSTETRICS AND GYNECOLOGY
2013-14 Post-M.D. Trainees
(Canadian Citizens/Permanent Residents vs Visa Trainees)
Faculty of Medicine Providing Post-M.D. Training
By
Rank

Faculty of Medicine Providing Post-M.D. Training		Residents						Fellows	Total	
		PGY-1	PGY-2	PGY-3	PGY-4	PGY-5	PGY-6	Sub-Total	Fellow	
Memorial University	CC/PR	4	3	5	3	5		20		20
	Visa Trainees									
	TOTAL	4	3	5	3	5		20		20
Dalhousie University	CC/PR	6	4	7	4	5		26	1	27
	Visa Trainees									
	TOTAL	6	4	7	4	5		26	1	27
Université Laval	CC/PR	5	7	9	10	4	1	36		36
	Visa Trainees									
	TOTAL	5	7	9	10	4	1	36		36
Université de Sherbrooke	CC/PR	6	3	6	6	3		24		24
	Visa Trainees									
	TOTAL	6	3	6	6	3		24		24
Université de Montréal	CC/PR	5	7	9	9	9		39		39
	Visa Trainees									
	TOTAL	5	7	9	9	9		39		39
McGill University	CC/PR	4	5	10	3	4		26		26
	Visa Trainees	4	4	2	4	5		19	1	20
	TOTAL	8	9	12	7	9		45	1	46
University of Ottawa	CC/PR	9	8	8	10	3		38	3	41
	Visa Trainees									
	TOTAL	9	8	8	10	3		38	3	41
Queen's University	CC/PR	3	3	2	4	3		15	1	16
	Visa Trainees									
	TOTAL	3	3	2	4	3		15	1	16
University of Toronto	CC/PR	12	14	13	9	15		63	11	74
	Visa Trainees								14	14
	TOTAL	12	14	13	9	15		63	25	88
McMaster University	CC/PR	8	8	6	7	4		33	2	35
	Visa Trainees									
	TOTAL	8	8	6	7	4		33	2	35
University of Western Ontario	CC/PR	6	7	7	6	6		32		32
	Visa Trainees									
	TOTAL	6	7	7	6	6		32		32
University of Manitoba	CC/PR	7	7	5	6	9		34		34
	Visa Trainees						1	1		1
	TOTAL	7	7	5	6	9	1	35		35
University of Saskatchewan	CC/PR	5	7	4	6	5		27		27
	Visa Trainees									
	TOTAL	5	7	4	6	5		27		27
University of Alberta	CC/PR	9	6	8	6	6		35		35
	Visa Trainees									
	TOTAL	9	6	8	6	6		35		35
University of Calgary	CC/PR	6	6	7	4	7		30	1	31
	Visa Trainees									
	TOTAL	6	6	7	4	7		30	1	31
University of British Columbia	CC/PR	9	5	9	8	10	1	42	1	43
	Visa Trainees									
	TOTAL	9	5	9	8	10	1	42	1	43
Grand Total	CC/PR	104	100	115	101	98	2	520	20	540
	Visa Trainees	4	4	2	4	5	1	20	15	35
	TOTAL	108	104	117	105	103	3	540	35	575

Table 2
OBSTETRICS AND GYNECOLOGY
2013-14 Post-M.D. Trainees
(Regular Ministry Funded vs All Other Funding)
Faculty of Medicine Providing Post-M.D. Training
By
Rank

Faculty of Medicine Providing Post-M.D. Training		Residents						Sub-Total	Fellows Fellow	Total
		PGY-1	PGY-2	PGY-3	PGY-4	PGY-5	PGY-6			
Memorial University	Regular Ministry Funded	4	3	5	3	5		20		20
	Non-Ministry Funded									
	TOTAL	4	3	5	3	5		20		20
Dalhousie University	Regular Ministry Funded	5	4	7	4	5		25		25
	Non-Ministry Funded	1						1	1	2
	TOTAL	6	4	7	4	5		26	1	27
Université Laval	Regular Ministry Funded	5	7	9	10	4	1	36		36
	Non-Ministry Funded									
	TOTAL	5	7	9	10	4	1	36		36
Université de Sherbrooke	Regular Ministry Funded	6	3	6	6	3		24		24
	Non-Ministry Funded									
	TOTAL	6	3	6	6	3		24		24
Université de Montréal	Regular Ministry Funded	5	7	9	9	9		39		39
	Non-Ministry Funded									
	TOTAL	5	7	9	9	9		39		39
McGill University	Regular Ministry Funded	4	5	10	3	4		26		26
	Non-Ministry Funded	4	4	2	4	5		19	1	20
	TOTAL	8	9	12	7	9		45	1	46
University of Ottawa	Regular Ministry Funded	9	8	8	10	3		38		38
	Non-Ministry Funded								3	3
	TOTAL	9	8	8	10	3		38	3	41
Queen's University	Regular Ministry Funded	3	3	2	4	3		15		15
	Non-Ministry Funded								1	1
	TOTAL	3	3	2	4	3		15	1	16
University of Toronto	Regular Ministry Funded	12	14	12	9	15		62		62
	Non-Ministry Funded			1				1	25	26
	TOTAL	12	14	13	9	15		63	25	88
McMaster University	Regular Ministry Funded	8	8	6	7	4		33		33
	Non-Ministry Funded								2	2
	TOTAL	8	8	6	7	4		33	2	35
University of Western Ontario	Regular Ministry Funded	6	7	7	6	6		32		32
	Non-Ministry Funded									
	TOTAL	6	7	7	6	6		32		32
University of Manitoba	Regular Ministry Funded	6	7	5	6	9		33		33
	Non-Ministry Funded	1					1	2		2
	TOTAL	7	7	5	6	9	1	35		35
University of Saskatchewan	Regular Ministry Funded	5	7	4	6	5		27		27
	Non-Ministry Funded									
	TOTAL	5	7	4	6	5		27		27
University of Alberta	Regular Ministry Funded	9	6	8	6	6		35		35
	Non-Ministry Funded									
	TOTAL	9	6	8	6	6		35		35
University of Calgary	Regular Ministry Funded	6	6	6	4	7		29		29
	Non-Ministry Funded			1				1	1	2
	TOTAL	6	6	7	4	7		30	1	31
University of British Columbia	Regular Ministry Funded	9	5	9	8	10	1	42		42
	Non-Ministry Funded								1	1
	TOTAL	9	5	9	8	10	1	42	1	43
Grand Total	Regular Ministry Funded	102	100	113	101	98	2	516		516
	Non-Ministry Funded	6	4	4	4	5	1	24	35	59
	TOTAL	108	104	117	105	103	3	540	35	575

Table 1
OPHTHALMOLOGY
2013-14 Post-M.D. Trainees
(Canadian Citizens/Permanent Residents vs Visa Trainees)
Faculty of Medicine Providing Post-M.D. Training
By
Rank

Faculty of Medicine Providing Post-M.D. Training		Residents							Fellows	Total
		PGY-1	PGY-2	PGY-3	PGY-4	PGY-5	PGY-6	Sub-Total	Fellow	
Dalhousie University	CC/PR	2	2	3	2	2		11		11
	Visa Trainees									
	TOTAL	2	2	3	2	2		11		11
Université Laval	CC/PR	2	3	3	3	3		14		14
	Visa Trainees									
	TOTAL	2	3	3	3	3		14		14
Université de Sherbrooke	CC/PR	2	2	2	2	2		10		10
	Visa Trainees									
	TOTAL	2	2	2	2	2		10		10
Université de Montréal	CC/PR	5	6	6	4	6		27		27
	Visa Trainees								1	1
	TOTAL	5	6	6	4	6		27	1	28
McGill University	CC/PR	5	3	4	3	3	1	19	1	20
	Visa Trainees		1	1	2	3		7	3	10
	TOTAL	5	4	5	5	6	1	26	4	30
University of Ottawa	CC/PR	3	3	3	3	4		16	1	17
	Visa Trainees								4	4
	TOTAL	3	3	3	3	4		16	5	21
Queen's University	CC/PR	2	3	3	3	3		14	1	15
	Visa Trainees								2	2
	TOTAL	2	3	3	3	3		14	3	17
University of Toronto	CC/PR	5	5	5	7	5		27	4	31
	Visa Trainees	1	1	1	1			4	27	31
	TOTAL	6	6	6	8	5		31	31	62
McMaster University	CC/PR	1	2	1	1	1		6	1	7
	Visa Trainees								1	1
	TOTAL	1	2	1	1	1		6	2	8
University of Western Ontario	CC/PR	2	2	2	2	2		10		10
	Visa Trainees								1	1
	TOTAL	2	2	2	2	2		10	1	11
University of Manitoba	CC/PR	1	1	1				3		3
	Visa Trainees									
	TOTAL	1	1	1				3		3
University of Saskatchewan	CC/PR	1	1	1	1	1		5		5
	Visa Trainees									
	TOTAL	1	1	1	1	1		5		5
University of Alberta	CC/PR	2	3	2	2	2		11		11
	Visa Trainees								3	3
	TOTAL	2	3	2	2	2		11	3	14
University of Calgary	CC/PR	1	2	1	3	1		8	2	10
	Visa Trainees									
	TOTAL	1	2	1	3	1		8	2	10
University of British Columbia	CC/PR	3	4	3	3	2		15	3	18
	Visa Trainees								9	9
	TOTAL	3	4	3	3	2		15	12	27
Grand Total	CC/PR	37	42	40	39	37	1	196	13	209
	Visa Trainees	1	2	2	3	3		11	51	62
	TOTAL	38	44	42	42	40	1	207	64	271

Table 2
OPHTHALMOLOGY
2013-14 Post-M.D. Trainees
(Regular Ministry Funded vs All Other Funding)
Faculty of Medicine Providing Post-M.D. Training
By
Rank

Faculty of Medicine Providing Post-M.D. Training		Residents						Sub-Total	Fellows Fellow	Total
		PGY-1	PGY-2	PGY-3	PGY-4	PGY-5	PGY-6			
Dalhousie University	Regular Ministry Funded	2	2	3	2	2		11		11
	Non-Ministry Funded									
	TOTAL	2	2	3	2	2		11		11
Université Laval	Regular Ministry Funded	2	3	3	3	3		14		14
	Non-Ministry Funded									
	TOTAL	2	3	3	3	3		14		14
Université de Sherbrooke	Regular Ministry Funded	2	2	2	2	2		10		10
	Non-Ministry Funded									
	TOTAL	2	2	2	2	2		10		10
Université de Montréal	Regular Ministry Funded	5	6	6	4	6		27		27
	Non-Ministry Funded								1	1
	TOTAL	5	6	6	4	6		27	1	28
McGill University	Regular Ministry Funded	5	3	4	3	3	1	19		19
	Non-Ministry Funded		1	1	2	3		7	4	11
	TOTAL	5	4	5	5	6	1	26	4	30
University of Ottawa	Regular Ministry Funded	3	3	3	3	4		16		16
	Non-Ministry Funded								5	5
	TOTAL	3	3	3	3	4		16	5	21
Queen's University	Regular Ministry Funded	2	3	3	3	3		14		14
	Non-Ministry Funded								3	3
	TOTAL	2	3	3	3	3		14	3	17
University of Toronto	Regular Ministry Funded	5	5	5	7	5		27		27
	Non-Ministry Funded	1	1	1	1			4	31	35
	TOTAL	6	6	6	8	5		31	31	62
McMaster University	Regular Ministry Funded	1	2	1	1	1		6		6
	Non-Ministry Funded								2	2
	TOTAL	1	2	1	1	1		6	2	8
University of Western Ontario	Regular Ministry Funded	2	2	2	2	2		10		10
	Non-Ministry Funded								1	1
	TOTAL	2	2	2	2	2		10	1	11
University of Manitoba	Regular Ministry Funded	1	1	1				3		3
	Non-Ministry Funded									
	TOTAL	1	1	1				3		3
University of Saskatchewan	Regular Ministry Funded	1	1	1	1	1		5		5
	Non-Ministry Funded									
	TOTAL	1	1	1	1	1		5		5
University of Alberta	Regular Ministry Funded	2	3	2	2	2		11		11
	Non-Ministry Funded								3	3
	TOTAL	2	3	2	2	2		11	3	14
University of Calgary	Regular Ministry Funded	1	2	1	3	1		8		8
	Non-Ministry Funded								2	2
	TOTAL	1	2	1	3	1		8	2	10
University of British Columbia	Regular Ministry Funded	3	4	3	3	2		15		15
	Non-Ministry Funded								12	12
	TOTAL	3	4	3	3	2		15	12	27
Grand Total	Regular Ministry Funded	37	42	40	39	37	1	196		196
	Non-Ministry Funded	1	2	2	3	3		11	64	75
	TOTAL	38	44	42	42	40	1	207	64	271

Table 1
OTOLARYNGOLOGY - HEAD AND NECK SURGERY
2013-14 Post-M.D. Trainees
(Canadian Citizens/Permanent Residents vs Visa Trainees)
Faculty of Medicine Providing Post-M.D. Training
By Rank

Faculty of Medicine Providing Post-M.D. Training		Residents						Fellows	Total
		PGY-1	PGY-2	PGY-3	PGY-4	PGY-5	Sub-Total	Fellow	
Dalhousie University	CC/PR	2	3	1	1	1	8		8
	Visa Trainees		1		1		2	1	3
	TOTAL	2	4	1	2	1	10	1	11
Université Laval	CC/PR	2	2	2	2	2	10		10
	Visa Trainees								
	TOTAL	2	2	2	2	2	10		10
Université de Sherbrooke	CC/PR	2	2	3	1	1	9		9
	Visa Trainees								
	TOTAL	2	2	3	1	1	9		9
Université de Montréal	CC/PR	2	3	3	2	3	13	3	16
	Visa Trainees								
	TOTAL	2	3	3	2	3	13	3	16
McGill University	CC/PR	2	3	2	2	3	12	1	13
	Visa Trainees	2	1	3	1	2	9	1	10
	TOTAL	4	4	5	3	5	21	2	23
University of Ottawa	CC/PR	3	2	2	3	3	13		13
	Visa Trainees							1	1
	TOTAL	3	2	2	3	3	13	1	14
University of Toronto	CC/PR	5	5	6	5	5	26	6	32
	Visa Trainees							14	14
	TOTAL	5	5	6	5	5	26	20	46
McMaster University	CC/PR	2	2	3		2	9		9
	Visa Trainees								
	TOTAL	2	2	3		2	9		9
University of Western Ontario	CC/PR	3	3	4	2	3	15	1	16
	Visa Trainees								
	TOTAL	3	3	4	2	3	15	1	16
University of Manitoba	CC/PR	2	2	2	2	1	9		9
	Visa Trainees							1	1
	TOTAL	2	2	2	2	1	9	1	10
University of Alberta	CC/PR	2	2	2	4	1	11	1	12
	Visa Trainees							1	1
	TOTAL	2	2	2	4	1	11	2	13
University of Calgary	CC/PR	1	2	1	2	1	7		7
	Visa Trainees								
	TOTAL	1	2	1	2	1	7		7
University of British Columbia	CC/PR	2	2	2	2	5	13	3	16
	Visa Trainees							3	3
	TOTAL	2	2	2	2	5	13	6	19
Grand Total	CC/PR	30	33	33	28	31	155	15	170
	Visa Trainees	2	2	3	2	2	11	22	33
	TOTAL	32	35	36	30	33	166	37	203

Table 2
OTOLARYNGOLOGY - HEAD AND NECK SURGERY
2013-14 Post-M.D. Trainees
(Regular Ministry Funded vs All Other Funding)
Faculty of Medicine Providing Post-M.D. Training
By Rank

Faculty of Medicine Providing Post-M.D. Training		Residents						Fellows	Total
		PGY-1	PGY-2	PGY-3	PGY-4	PGY-5	Sub-Total	Fellow	
Dalhousie University	Regular Ministry Funded	2	3	1	1	1	8		8
	Non-Ministry Funded		1		1		2	1	3
	TOTAL	2	4	1	2	1	10	1	11
Université Laval	Regular Ministry Funded	2	2	2	2	2	10		10
	Non-Ministry Funded								
	TOTAL	2	2	2	2	2	10		10
Université de Sherbrooke	Regular Ministry Funded	2	2	3	1	1	9		9
	Non-Ministry Funded								
	TOTAL	2	2	3	1	1	9		9
Université de Montréal	Regular Ministry Funded	2	3	3	2	3	13		13
	Non-Ministry Funded							3	3
	TOTAL	2	3	3	2	3	13	3	16
McGill University	Regular Ministry Funded	2	3	2	2	3	12		12
	Non-Ministry Funded	2	1	3	1	2	9	2	11
	TOTAL	4	4	5	3	5	21	2	23
University of Ottawa	Regular Ministry Funded	3	2	2	3	3	13		13
	Non-Ministry Funded							1	1
	TOTAL	3	2	2	3	3	13	1	14
University of Toronto	Regular Ministry Funded	5	5	6	4	4	24		24
	Non-Ministry Funded				1	1	2	20	22
	TOTAL	5	5	6	5	5	26	20	46
McMaster University	Regular Ministry Funded	2	2	2		2	8		8
	Non-Ministry Funded			1			1		1
	TOTAL	2	2	3		2	9		9
University of Western Ontario	Regular Ministry Funded	3	3	4	2	3	15		15
	Non-Ministry Funded							1	1
	TOTAL	3	3	4	2	3	15	1	16
University of Manitoba	Regular Ministry Funded	2	2	2	2	1	9		9
	Non-Ministry Funded							1	1
	TOTAL	2	2	2	2	1	9	1	10
University of Alberta	Regular Ministry Funded	2	2	2	3	1	10		10
	Non-Ministry Funded				1		1	2	3
	TOTAL	2	2	2	4	1	11	2	13
University of Calgary	Regular Ministry Funded	1	2	1	2	1	7		7
	Non-Ministry Funded								
	TOTAL	1	2	1	2	1	7		7
University of British Columbia	Regular Ministry Funded	2	2	2	2	5	13		13
	Non-Ministry Funded							6	6
	TOTAL	2	2	2	2	5	13	6	19
Grand Total	Regular Ministry Funded	30	33	32	26	30	151		151
	Non-Ministry Funded	2	2	4	4	3	15	37	52
	TOTAL	32	35	36	30	33	166	37	203

Table 1
ORTHOPEDIC SURGERY
2013-14 Post-M.D. Trainees
(Canadian Citizens/Permanent Residents vs Visa Trainees)
Faculty of Medicine Providing Post-M.D. Training
By
Rank

Faculty of Medicine Providing Post-M.D. Training		Residents						Sub-Total	Fellows	Total
		PGY-1	PGY-2	PGY-3	PGY-4	PGY-5	PGY-6		Fellow	
Memorial University	CC/PR	2	3	2	2	3		12		12
	Visa Trainees									
	TOTAL	2	3	2	2	3		12		12
Dalhousie University	CC/PR	3	3	3	2	3		14		14
	Visa Trainees		1	1				2	2	4
	TOTAL	3	4	4	2	3		16	2	18
Université Laval	CC/PR	4	5	5	5	8		27		27
	Visa Trainees								1	1
	TOTAL	4	5	5	5	8		27	1	28
Université de Sherbrooke	CC/PR	4	5	3	3	5		20		20
	Visa Trainees									
	TOTAL	4	5	3	3	5		20		20
Université de Montréal	CC/PR	5	6	6	7	6		30	5	35
	Visa Trainees									
	TOTAL	5	6	6	7	6		30	5	35
McGill University	CC/PR	4	5	6	6	3	1	25	1	26
	Visa Trainees	4	3	4	4	5		20	7	27
	TOTAL	8	8	10	10	8	1	45	8	53
University of Ottawa	CC/PR	6	5	6	6	5	1	29	6	35
	Visa Trainees								2	2
	TOTAL	6	5	6	6	5	1	29	8	37
Queen's University	CC/PR	3	3	4	3	4		17	5	22
	Visa Trainees								4	4
	TOTAL	3	3	4	3	4		17	9	26
University of Toronto	CC/PR	12	12	13	15	10		62	25	87
	Visa Trainees								31	31
	TOTAL	12	12	13	15	10		62	56	118
McMaster University	CC/PR	6	6	6	8	7		33	1	34
	Visa Trainees								4	4
	TOTAL	6	6	6	8	7		33	5	38
University of Western Ontario	CC/PR	6	6	5	6	5		28	11	39
	Visa Trainees								7	7
	TOTAL	6	6	5	6	5		28	18	46
Northern Ontario School of Medicine	CC/PR	2	2	1	1			6		6
	Visa Trainees									
	TOTAL	2	2	1	1			6		6
University of Manitoba	CC/PR	3	3	3	2	3		14	1	15
	Visa Trainees								7	7
	TOTAL	3	3	3	2	3		14	8	22
University of Saskatchewan	CC/PR	3	3	5	1	4		16		16
	Visa Trainees									
	TOTAL	3	3	5	1	4		16		16
University of Alberta	CC/PR	3	4	3	4	4		18	2	20
	Visa Trainees	1	1	1	1			4	1	5
	TOTAL	4	5	4	5	4		22	3	25
University of Calgary	CC/PR	4	6	7	5	7		29	4	33
	Visa Trainees								9	9
	TOTAL	4	6	7	5	7		29	13	42
University of British Columbia	CC/PR	5	5	5	7	4		26	14	40
	Visa Trainees								14	14
	TOTAL	5	5	5	7	4		26	28	54
Grand Total	CC/PR	75	82	83	83	81	2	406	75	481
	Visa Trainees	5	5	6	5	5		26	89	115
	TOTAL	80	87	89	88	86	2	432	164	596

Table 2
ORTHOPEDIC SURGERY
2013-14 Post-M.D. Trainees
(Regular Ministry Funded vs All Other Funding)
Faculty of Medicine Providing Post-M.D. Training
By
Rank

Faculty of Medicine Providing Post-M.D. Training		Residents						Sub-Total	Fellows	Total
		PGY-1	PGY-2	PGY-3	PGY-4	PGY-5	PGY-6		Fellow	
Memorial University	Regular Ministry Funded	2	3	2	2	3		12		12
	Non-Ministry Funded									
	TOTAL	2	3	2	2	3		12		12
Dalhousie University	Regular Ministry Funded	3	3	3	2	2		13		13
	Non-Ministry Funded		1	1		1		3	2	5
	TOTAL	3	4	4	2	3		16	2	18
Université Laval	Regular Ministry Funded	4	5	5	5	8		27		27
	Non-Ministry Funded								1	1
	TOTAL	4	5	5	5	8		27	1	28
Université de Sherbrooke	Regular Ministry Funded	4	5	3	3	5		20		20
	Non-Ministry Funded									
	TOTAL	4	5	3	3	5		20		20
Université de Montréal	Regular Ministry Funded	5	6	6	7	6		30		30
	Non-Ministry Funded								5	5
	TOTAL	5	6	6	7	6		30	5	35
McGill University	Regular Ministry Funded	3	5	6	7	5	1	27		27
	Non-Ministry Funded	5	3	4	3	3		18	8	26
	TOTAL	8	8	10	10	8	1	45	8	53
University of Ottawa	Regular Ministry Funded	6	5	6	6	5	1	29		29
	Non-Ministry Funded								8	8
	TOTAL	6	5	6	6	5	1	29	8	37
Queen's University	Regular Ministry Funded	3	3	4	3	4		17		17
	Non-Ministry Funded								9	9
	TOTAL	3	3	4	3	4		17	9	26
University of Toronto	Regular Ministry Funded	12	12	12	15	10		61		61
	Non-Ministry Funded			1				1	56	57
	TOTAL	12	12	13	15	10		62	56	118
McMaster University	Regular Ministry Funded	6	6	6	8	7		33		33
	Non-Ministry Funded								5	5
	TOTAL	6	6	6	8	7		33	5	38
University of Western Ontario	Regular Ministry Funded	6	6	5	6	5		28		28
	Non-Ministry Funded								18	18
	TOTAL	6	6	5	6	5		28	18	46
Northern Ontario School of Medicine	Regular Ministry Funded	2	2	1	1			6		6
	Non-Ministry Funded									
	TOTAL	2	2	1	1			6		6
University of Manitoba	Regular Ministry Funded	3	3	3	2	3		14		14
	Non-Ministry Funded								8	8
	TOTAL	3	3	3	2	3		14	8	22
University of Saskatchewan	Regular Ministry Funded	3	3	5	1	4		16		16
	Non-Ministry Funded									
	TOTAL	3	3	5	1	4		16		16
University of Alberta	Regular Ministry Funded	3	4	3	4	4		18		18
	Non-Ministry Funded	1	1	1	1			4	3	7
	TOTAL	4	5	4	5	4		22	3	25
University of Calgary	Regular Ministry Funded	4	6	7	5	7		29		29
	Non-Ministry Funded								13	13
	TOTAL	4	6	7	5	7		29	13	42
University of British Columbia	Regular Ministry Funded	5	5	5	6	4		25		25
	Non-Ministry Funded				1			1	28	29
	TOTAL	5	5	5	7	4		26	28	54
Grand Total	Regular Ministry Funded	74	82	82	83	82	2	405		405
	Non-Ministry Funded	6	5	7	5	4		27	164	191
	TOTAL	80	87	89	88	86	2	432	164	596

Table 1
PLASTIC SURGERY
2013-14 Post-M.D. Trainees
(Canadian Citizens/Permanent Residents vs Visa Trainees)
Faculty of Medicine Providing Post-M.D. Training
By
Rank

Faculty of Medicine Providing Post-M.D. Training		Residents					Sub-Total	Fellows	Total
		PGY-1	PGY-2	PGY-3	PGY-4	PGY-5		Fellow	
Dalhousie University	CC/PR	2	3	2	2	2	11		11
	Visa Trainees		1				1	1	2
	TOTAL	2	4	2	2	2	12	1	13
Université Laval	CC/PR	1	1				2		2
	Visa Trainees								
	TOTAL	1	1				2		2
Université de Sherbrooke	CC/PR	1					1		1
	Visa Trainees							1	1
	TOTAL	1					1	1	2
Université de Montréal	CC/PR	2	3	1	4	5	15		15
	Visa Trainees							1	1
	TOTAL	2	3	1	4	5	15	1	16
McGill University	CC/PR		1	3	1	2	7		7
	Visa Trainees	2	1	2	2	1	8	1	9
	TOTAL	2	2	5	3	3	15	1	16
University of Ottawa	CC/PR	2	1	2	3	1	9		9
	Visa Trainees								
	TOTAL	2	1	2	3	1	9		9
University of Toronto	CC/PR	5	4	7	3	5	24	11	35
	Visa Trainees					1	1	9	10
	TOTAL	5	4	7	3	6	25	20	45
McMaster University	CC/PR	3	3	5	3	2	16		16
	Visa Trainees								
	TOTAL	3	3	5	3	2	16		16
University of Western Ontario	CC/PR	2	2	2	2	1	9	1	10
	Visa Trainees			1			1		1
	TOTAL	2	2	3	2	1	10	1	11
University of Manitoba	CC/PR	2	3	2	4	3	14	1	15
	Visa Trainees								
	TOTAL	2	3	2	4	3	14	1	15
University of Alberta	CC/PR	3	3	4	3	3	16		16
	Visa Trainees								
	TOTAL	3	3	4	3	3	16		16
University of Calgary	CC/PR	2	2	2	2	2	10		10
	Visa Trainees								
	TOTAL	2	2	2	2	2	10		10
University of British Columbia	CC/PR	2	2	3	2	3	12	5	17
	Visa Trainees							3	3
	TOTAL	2	2	3	2	3	12	8	20
Grand Total	CC/PR	27	28	33	29	29	146	18	164
	Visa Trainees	2	2	3	2	2	11	16	27
	TOTAL	29	30	36	31	31	157	34	191

Table 2
PLASTIC SURGERY
2013-14 Post-M.D. Trainees
(Regular Ministry Funded vs All Other Funding)
Faculty of Medicine Providing Post-M.D. Training
By
Rank

Faculty of Medicine Providing Post-M.D. Training		Residents						Fellows	Total
		PGY-1	PGY-2	PGY-3	PGY-4	PGY-5	Sub-Total	Fellow	
Dalhousie University	Regular Ministry Funded	2	3	2	2	2	11		11
	Non-Ministry Funded		1				1	1	2
	TOTAL	2	4	2	2	2	12	1	13
Université Laval	Regular Ministry Funded	1	1				2		2
	Non-Ministry Funded								
	TOTAL	1	1				2		2
Université de Sherbrooke	Regular Ministry Funded	1					1		1
	Non-Ministry Funded							1	1
	TOTAL	1					1	1	2
Université de Montréal	Regular Ministry Funded	2	3	1	4	5	15		15
	Non-Ministry Funded							1	1
	TOTAL	2	3	1	4	5	15	1	16
McGill University	Regular Ministry Funded	1	1	3	2	2	9		9
	Non-Ministry Funded	1	1	2	1	1	6	1	7
	TOTAL	2	2	5	3	3	15	1	16
University of Ottawa	Regular Ministry Funded	2	1	2	3	1	9		9
	Non-Ministry Funded								
	TOTAL	2	1	2	3	1	9		9
University of Toronto	Regular Ministry Funded	5	4	6	3	5	23		23
	Non-Ministry Funded			1		1	2	20	22
	TOTAL	5	4	7	3	6	25	20	45
McMaster University	Regular Ministry Funded	3	3	4	3	2	15		15
	Non-Ministry Funded			1			1		1
	TOTAL	3	3	5	3	2	16		16
University of Western Ontario	Regular Ministry Funded	2	2	2	2	1	9		9
	Non-Ministry Funded			1			1	1	2
	TOTAL	2	2	3	2	1	10	1	11
University of Manitoba	Regular Ministry Funded	2	2	2	2	3	11		11
	Non-Ministry Funded		1		2		3	1	4
	TOTAL	2	3	2	4	3	14	1	15
University of Alberta	Regular Ministry Funded	2	2	3	2	3	12		12
	Non-Ministry Funded	1	1	1	1		4		4
	TOTAL	3	3	4	3	3	16		16
University of Calgary	Regular Ministry Funded	2	2	2	2	2	10		10
	Non-Ministry Funded								
	TOTAL	2	2	2	2	2	10		10
University of British Columbia	Regular Ministry Funded	2	2	3	2	3	12		12
	Non-Ministry Funded							8	8
	TOTAL	2	2	3	2	3	12	8	20
Grand Total	Regular Ministry Funded	27	26	30	27	29	139		139
	Non-Ministry Funded	2	4	6	4	2	18	34	52
	TOTAL	29	30	36	31	31	157	34	191

Table 1
UROLOGY
2013-14 Post-M.D. Trainees
(Canadian Citizens/Permanent Residents vs Visa Trainees)
Faculty of Medicine Providing Post-M.D. Training
By
Rank

Faculty of Medicine Providing Post-M.D. Training		Residents							Fellows	Total
		PGY-1	PGY-2	PGY-3	PGY-4	PGY-5	PGY-6	Sub-Total	Fellow	
Dalhousie University	CC/PR	2	2	3	2	3		12		12
	Visa Trainees									
	TOTAL	2	2	3	2	3		12		12
Université Laval	CC/PR	2	3	3	1	2		11		11
	Visa Trainees								1	1
	TOTAL	2	3	3	1	2		11	1	12
Université de Sherbrooke	CC/PR	2	3	1				6		6
	Visa Trainees									
	TOTAL	2	3	1				6		6
Université de Montréal	CC/PR	3	3	2	4	1		13	1	14
	Visa Trainees									
	TOTAL	3	3	2	4	1		13	1	14
McGill University	CC/PR	2	3	3	2	5		15		15
	Visa Trainees	1	1	1	1	1		5	3	8
	TOTAL	3	4	4	3	6		20	3	23
University of Ottawa	CC/PR	3	4	3	4	3	1	18		18
	Visa Trainees								2	2
	TOTAL	3	4	3	4	3	1	18	2	20
Queen's University	CC/PR	1	2	1	2			6		6
	Visa Trainees									
	TOTAL	1	2	1	2			6		6
University of Toronto	CC/PR	5	3	5	7	4		24	7	31
	Visa Trainees								12	12
	TOTAL	5	3	5	7	4		24	19	43
McMaster University	CC/PR	3	3	3	3	5		17	1	18
	Visa Trainees									
	TOTAL	3	3	3	3	5		17	1	18
University of Western Ontario	CC/PR	3	3	3	3	3		15	3	18
	Visa Trainees								3	3
	TOTAL	3	3	3	3	3		15	6	21
University of Manitoba	CC/PR	2	2	3	1	2		10		10
	Visa Trainees									
	TOTAL	2	2	3	1	2		10		10
University of Alberta	CC/PR	3	2	3	3	2		13		13
	Visa Trainees								1	1
	TOTAL	3	2	3	3	2		13	1	14
University of British Columbia	CC/PR	3	3	3	3	3		15	2	17
	Visa Trainees								1	1
	TOTAL	3	3	3	3	3		15	3	18
Grand Total	CC/PR	34	36	36	35	33	1	175	14	189
	Visa Trainees	1	1	1	1	1		5	23	28
	TOTAL	35	37	37	36	34	1	180	37	217

Table 2
UROLOGY
2013-14 Post-M.D. Trainees
(Regular Ministry Funded vs All Other Funding)
Faculty of Medicine Providing Post-M.D. Training
By
Rank

Faculty of Medicine Providing Post-M.D. Training		Residents						Fellows	Total	
		PGY-1	PGY-2	PGY-3	PGY-4	PGY-5	PGY-6	Sub-Total	Fellow	
Dalhousie University	Regular Ministry Funded	2	2	2	2	2		10		10
	Non-Ministry Funded			1		1		2		2
	TOTAL	2	2	3	2	3		12		12
Université Laval	Regular Ministry Funded	2	3	3	1	2		11		11
	Non-Ministry Funded								1	1
	TOTAL	2	3	3	1	2		11	1	12
Université de Sherbrooke	Regular Ministry Funded	2	3	1				6		6
	Non-Ministry Funded									
	TOTAL	2	3	1				6		6
Université de Montréal	Regular Ministry Funded	3	3	2	4	1		13		13
	Non-Ministry Funded								1	1
	TOTAL	3	3	2	4	1		13	1	14
McGill University	Regular Ministry Funded	2	3	3	2	5		15		15
	Non-Ministry Funded	1	1	1	1	1		5	3	8
	TOTAL	3	4	4	3	6		20	3	23
University of Ottawa	Regular Ministry Funded	3	4	3	4	3	1	18		18
	Non-Ministry Funded								2	2
	TOTAL	3	4	3	4	3	1	18	2	20
Queen's University	Regular Ministry Funded	1	2	1	2			6		6
	Non-Ministry Funded									
	TOTAL	1	2	1	2			6		6
University of Toronto	Regular Ministry Funded	5	3	4	6	4		22		22
	Non-Ministry Funded			1	1			2	19	21
	TOTAL	5	3	5	7	4		24	19	43
McMaster University	Regular Ministry Funded	3	3	3	3	5		17		17
	Non-Ministry Funded								1	1
	TOTAL	3	3	3	3	5		17	1	18
University of Western Ontario	Regular Ministry Funded	3	3	3	3	3		15		15
	Non-Ministry Funded								6	6
	TOTAL	3	3	3	3	3		15	6	21
University of Manitoba	Regular Ministry Funded	2	2	3	1	2		10		10
	Non-Ministry Funded									
	TOTAL	2	2	3	1	2		10		10
University of Alberta	Regular Ministry Funded	3	2	3	3	2		13		13
	Non-Ministry Funded								1	1
	TOTAL	3	2	3	3	2		13	1	14
University of British Columbia	Regular Ministry Funded	3	3	3	3	3		15		15
	Non-Ministry Funded								3	3
	TOTAL	3	3	3	3	3		15	3	18
Grand Total	Regular Ministry Funded	34	36	34	34	32	1	171		171
	Non-Ministry Funded	1	1	3	2	2		9	37	46
	TOTAL	35	37	37	36	34	1	180	37	217

Table 1
VASCULAR SURGERY
2013-14 Post-M.D. Trainees
(Canadian Citizens/Permanent Residents vs Visa Trainees)
Faculty of Medicine Providing Post-M.D. Training
By
Rank

Faculty of Medicine Providing Post-M.D. Training		Residents							Fellows	Total	
		PGY-1	PGY-2	PGY-3	PGY-4	PGY-5	PGY-6	PGY-7	Sub-Total	Fellow	
Université Laval	CC/PR		1		1				2		2
	Visa Trainees									1	1
	TOTAL		1		1				2	1	3
Université de Montréal	CC/PR	1	1	1	1				4		4
	Visa Trainees										
	TOTAL	1	1	1	1				4		4
McGill University	CC/PR	1	1				2		4		4
	Visa Trainees		1	1					2	1	3
	TOTAL	1	2	1			2		6	1	7
University of Ottawa	CC/PR	2	1				1	1	5		5
	Visa Trainees										
	TOTAL	2	1				1	1	5		5
University of Toronto	CC/PR	3	3			2		1	9	2	11
	Visa Trainees	1					1		2	3	5
	TOTAL	4	3			2	1	1	11	5	16
McMaster University	CC/PR	1	1	1			2	1	6		6
	Visa Trainees										
	TOTAL	1	1	1			2	1	6		6
University of Western Ontario	CC/PR	2	1	1			1	1	6		6
	Visa Trainees										
	TOTAL	2	1	1			1	1	6		6
University of Manitoba	CC/PR	1						1	2		2
	Visa Trainees										
	TOTAL	1						1	2		2
University of Calgary	CC/PR						1	1	2		2
	Visa Trainees										
	TOTAL						1	1	2		2
University of British Columbia	CC/PR	1	1			1	1	1	5		5
	Visa Trainees										
	TOTAL	1	1			1	1	1	5		5
Grand Total	CC/PR	12	10	3	2	3	8	7	45	2	47
	Visa Trainees	1	1	1			1		4	5	9
	TOTAL	13	11	4	2	3	9	7	49	7	56

Table 2
VASCULAR SURGERY
2013-14 Post-M.D. Trainees
(Regular Ministry Funded vs All Other Funding)
Faculty of Medicine Providing Post-M.D. Training
By
Rank

Faculty of Medicine Providing Post-M.D. Training		Residents							Sub-Total	Fellows Fellow	Total
		PGY-1	PGY-2	PGY-3	PGY-4	PGY-5	PGY-6	PGY-7			
Université Laval	Regular Ministry Funded		1		1				2		2
	Non-Ministry Funded									1	1
	TOTAL		1		1				2	1	3
Université de Montréal	Regular Ministry Funded	1	1	1	1				4		4
	Non-Ministry Funded										
	TOTAL	1	1	1	1				4		4
McGill University	Regular Ministry Funded	1	1				1		3		3
	Non-Ministry Funded		1	1			1		3	1	4
	TOTAL	1	2	1			2		6	1	7
University of Ottawa	Regular Ministry Funded	2	1					1	4		4
	Non-Ministry Funded						1		1		1
	TOTAL	2	1				1	1	5		5
University of Toronto	Regular Ministry Funded	3	3			2		1	9		9
	Non-Ministry Funded	1					1		2	5	7
	TOTAL	4	3			2	1	1	11	5	16
McMaster University	Regular Ministry Funded	1	1	1			2	1	6		6
	Non-Ministry Funded										
	TOTAL	1	1	1			2	1	6		6
University of Western Ontario	Regular Ministry Funded	2	1	1			1	1	6		6
	Non-Ministry Funded										
	TOTAL	2	1	1			1	1	6		6
University of Manitoba	Regular Ministry Funded	1						1	2		2
	Non-Ministry Funded										
	TOTAL	1						1	2		2
University of Calgary	Regular Ministry Funded						1	1	2		2
	Non-Ministry Funded										
	TOTAL						1	1	2		2
University of British Columbia	Regular Ministry Funded	1	1			1	1	1	5		5
	Non-Ministry Funded										
	TOTAL	1	1			1	1	1	5		5
Grand Total	Regular Ministry Funded	12	10	3	2	3	6	7	43		43
	Non-Ministry Funded	1	1	1			3		6	7	13
	TOTAL	13	11	4	2	3	9	7	49	7	56

Table 1
NEURORADIOLOGY
2013-14 Post-M.D. Trainees
(Canadian Citizens/Permanent Residents vs Visa Trainees)
Faculty of Medicine Providing Post-M.D. Training
By
Rank

Faculty of Medicine Providing Post-M.D. Training		Residents			Fellows	Total
		PGY-6	PGY-7	Sub-Total	Fellow	
Dalhousie University	CC/PR					
	Visa Trainees				1	1
	TOTAL				1	1
Université de Montréal	CC/PR				2	2
	Visa Trainees				1	1
	TOTAL				3	3
McGill University	CC/PR				1	1
	Visa Trainees					
	TOTAL				1	1
University of Ottawa	CC/PR					
	Visa Trainees	1		1	2	3
	TOTAL	1		1	2	3
University of Toronto	CC/PR	1		1	2	3
	Visa Trainees		1	1	8	9
	TOTAL	1	1	2	10	12
University of Western Ontario	CC/PR				1	1
	Visa Trainees				1	1
	TOTAL				2	2
University of Calgary	CC/PR	1		1	1	2
	Visa Trainees				2	2
	TOTAL	1		1	3	4
University of British Columbia	CC/PR				1	1
	Visa Trainees				3	3
	TOTAL				4	4
Grand Total	CC/PR	2		2	8	10
	Visa Trainees	1	1	2	18	20
	TOTAL	3	1	4	26	30

Table 2
NEURORADIOLOGY
2013-14 Post-M.D. Trainees
(Regular Ministry Funded vs All Other Funding)
Faculty of Medicine Providing Post-M.D. Training
By
Rank

Faculty of Medicine Providing Post-M.D. Training		Residents			Fellows	Total
		PGY-6	PGY-7	Sub-Total	Fellow	
Dalhousie University	Regular Ministry Funded					
	Non-Ministry Funded				1	1
	TOTAL				1	1
Université de Montréal	Regular Ministry Funded					
	Non-Ministry Funded				3	3
	TOTAL				3	3
McGill University	Regular Ministry Funded					
	Non-Ministry Funded				1	1
	TOTAL				1	1
University of Ottawa	Regular Ministry Funded					
	Non-Ministry Funded	1		1	2	3
	TOTAL	1		1	2	3
University of Toronto	Regular Ministry Funded	1		1		1
	Non-Ministry Funded		1	1	10	11
	TOTAL	1	1	2	10	12
University of Western Ontario	Regular Ministry Funded					
	Non-Ministry Funded				2	2
	TOTAL				2	2
University of Calgary	Regular Ministry Funded	1		1		1
	Non-Ministry Funded				3	3
	TOTAL	1		1	3	4
University of British Columbia	Regular Ministry Funded					
	Non-Ministry Funded				4	4
	TOTAL				4	4
Grand Total	Regular Ministry Funded	2		2		2
	Non-Ministry Funded	1	1	2	26	28
	TOTAL	3	1	4	26	30

**Table 1
 PEDIATRIC RADIOLOGY
 2013-14 Post-M.D. Trainees
 (Canadian Citizens/Permanent Residents vs Visa Trainees)
 Faculty of Medicine Providing Post-M.D. Training
 By
 Rank**

Faculty of Medicine Providing Post-M.D. Training		Residents	Fellows	Total
		PGY-6	Fellow	
University of Toronto	CC/PR	2	5	7
	Visa Trainees		14	14
	TOTAL	2	19	21
University of British Columbia	CC/PR			
	Visa Trainees		3	3
	TOTAL		3	3
Grand Total	CC/PR	2	5	7
	Visa Trainees		17	17
	TOTAL	2	22	24

**Table 2
 PEDIATRIC RADIOLOGY
 2013-14 Post-M.D. Trainees
 (Regular Ministry Funded vs All Other Funding)
 Faculty of Medicine Providing Post-M.D. Training
 By
 Rank**

Faculty of Medicine Providing Post-M.D. Training		Residents	Fellows	Total
		PGY-6	Fellow	
University of Toronto	Regular Ministry Funded	2		2
	Non-Ministry Funded		19	19
	TOTAL	2	19	21
University of British Columbia	Regular Ministry Funded			
	Non-Ministry Funded		3	3
	TOTAL		3	3
Grand Total	Regular Ministry Funded	2		2
	Non-Ministry Funded		22	22
	TOTAL	2	22	24

**Table 1
 ADOLESCENT MEDICINE
 2013-14 Post-M.D. Trainees
 (Canadian Citizens/Permanent Residents vs Visa Trainees)
 Faculty of Medicine Providing Post-M.D. Training
 By
 Rank**

Faculty of Medicine Providing Post-M.D. Training		Residents			Fellows	Total
		PGY-4	PGY-5	Sub-Total	Fellow	
McGill University	CC/PR	1	1	2		2
	Visa Trainees				1	1
	TOTAL	1	1	2	1	3
University of Toronto	CC/PR	2	1	3	1	4
	Visa Trainees				2	2
	TOTAL	2	1	3	3	6
University of British Columbia	CC/PR		1	1		1
	Visa Trainees					
	TOTAL		1	1		1
Grand Total	CC/PR	3	3	6	1	7
	Visa Trainees				3	3
	TOTAL	3	3	6	4	10

Table 2
ADOLESCENT MEDICINE
2013-14 Post-M.D. Trainees
(Regular Ministry Funded vs All Other Funding)
Faculty of Medicine Providing Post-M.D. Training
By
Rank

Faculty of Medicine Providing Post-M.D. Training		Residents			Fellows	Total
		PGY-4	PGY-5	Sub-Total	Fellow	
McGill University	Regular Ministry Funded	1	1	2		2
	Non-Ministry Funded				1	1
	TOTAL	1	1	2	1	3
University of Toronto	Regular Ministry Funded	2	1	3		3
	Non-Ministry Funded				3	3
	TOTAL	2	1	3	3	6
University of British Columbia	Regular Ministry Funded		1	1		1
	Non-Ministry Funded					
	TOTAL		1	1		1
Grand Total	Regular Ministry Funded	3	3	6		6
	Non-Ministry Funded				4	4
	TOTAL	3	3	6	4	10

Table 1
CARDIOLOGY
2013-14 Post-M.D. Trainees
(Canadian Citizens/Permanent Residents vs Visa Trainees)
Faculty of Medicine Providing Post-M.D. Training
By
Rank

Faculty of Medicine Providing Post-M.D. Training			Residents					Fellows	Total
			PGY-4	PGY-5	PGY-6	PGY-7	Sub-Total	Fellow	
Dalhousie University	Cardiology (Int.Med.)	CC/PR	2	2	3		7		7
		Visa Trainees	1		1		2	1	3
		TOTAL	3	2	4		9	1	10
	Cardiology (Ped.)	CC/PR	1				1		1
		Visa Trainees							
		TOTAL	1				1		1
Université Laval	Cardiology (Int.Med.)	CC/PR	2	5	6	2	15	1	16
		Visa Trainees						7	7
		TOTAL	2	5	6	2	15	8	23
Université de Sherbrooke	Cardiology (Int.Med.)	CC/PR	4	1	4		9		9
		Visa Trainees						2	2
		TOTAL	4	1	4		9	2	11
Université de Montréal	Cardiology (Int.Med.)	CC/PR	5	7	5	6	23	8	31
		Visa Trainees						1	1
		TOTAL	5	7	5	6	23	9	32
	Cardiology (Ped.)	CC/PR			1		1	3	4
		Visa Trainees							
		TOTAL			1		1	3	4
McGill University	Cardiology (Int.Med.)	CC/PR	3	5	9		17		17
		Visa Trainees	1	1	3		5	7	12
		TOTAL	4	6	12		22	7	29
	Cardiology (Ped.)	CC/PR		1			1		1
		Visa Trainees			1		1	1	2
		TOTAL		1	1		2	1	3
University of Ottawa	Cardiology (Int.Med.)	CC/PR	3	3	3		9	7	16
		Visa Trainees	1	1	1		3	14	17
		TOTAL	4	4	4		12	21	33
	Cardiology (Ped.)	CC/PR		1		1	2		2
		Visa Trainees							
		TOTAL		1		1	2		2
Queen's University	Cardiology (Int.Med.)	CC/PR	3	2	3		8		8
		Visa Trainees						3	3
		TOTAL	3	2	3		8	3	11
University of Toronto	Cardiology (Int.Med.)	CC/PR	8	10	10		28	31	59
		Visa Trainees	1		1		2	42	44
		TOTAL	9	10	11		30	73	103
	Cardiology (Ped.)	CC/PR		1	2		3	5	8
		Visa Trainees						22	22
		TOTAL		1	2		3	27	30
McMaster University	Cardiology (Int.Med.)	CC/PR	3	3	5		11	6	17
		Visa Trainees			1		1	11	12
		TOTAL	3	3	6		12	17	29

(cont.)

Table 1
CARDIOLOGY
2013-14 Post-M.D. Trainees
(Canadian Citizens/Permanent Residents vs Visa Trainees)
Faculty of Medicine Providing Post-M.D. Training
By
Rank

Faculty of Medicine Providing Post-M.D. Training			Residents					Fellows	Total
			PGY-4	PGY-5	PGY-6	PGY-7	Sub-Total	Fellow	
University of Western Ontario	Cardiology (Int.Med.)	CC/PR	3	3	4		10	3	13
		Visa Trainees		1			1	4	5
		TOTAL	3	4	4		11	7	18
University of Manitoba	Cardiology (Int.Med.)	CC/PR	2	3	4		9		9
		Visa Trainees	1				1		1
		TOTAL	3	3	4		10		10
University of Saskatchewan	Cardiology (Int.Med.)	CC/PR	2	4			6		6
		Visa Trainees							
		TOTAL	2	4			6		6
University of Alberta	Cardiology (Int.Med.)	CC/PR	4	4	2		10	4	14
		Visa Trainees	1	1	2		4	7	11
		TOTAL	5	5	4		14	11	25
	Cardiology (Ped.)	CC/PR		1	1		2	2	4
		Visa Trainees			2		2	11	13
		TOTAL		1	3		4	13	17
University of Calgary	Cardiology (Int.Med.)	CC/PR	2	4	2		8	8	16
		Visa Trainees						9	9
		TOTAL	2	4	2		8	17	25
University of British Columbia	Cardiology (Int.Med.)	CC/PR	5	4	6		15	3	18
		Visa Trainees	1				1	18	19
		TOTAL	6	4	6		16	21	37
	Cardiology (Ped.)	CC/PR			1		1	2	3
		Visa Trainees						2	2
		TOTAL			1		1	4	5
Total	Cardiology (Int.Med.)	CC/PR	51	60	66	8	185	71	256
		Visa Trainees	7	4	9		20	126	146
		TOTAL	58	64	75	8	205	197	402
	Cardiology (Ped.)	CC/PR	1	4	5	1	11	12	23
		Visa Trainees			3		3	36	39
		TOTAL	1	4	8	1	14	48	62
Grand Total			59	68	83	9	219	245	464

Table 2
CARDIOLOGY
2013-14 Post-M.D. Trainees
(Regular Ministry Funded vs All Other Funding)
Faculty of Medicine Providing Post-M.D. Training
By
Rank

Faculty of Medicine Providing Post-M.D. Training			Residents					Fellows	Total
			PGY-4	PGY-5	PGY-6	PGY-7	Sub-Total	Fellow	
Dalhousie University	Cardiology (Int.Med.)	Regular Ministry Funded	2	2	2		6		6
		Non-Ministry Funded	1		2		3	1	4
		TOTAL	3	2	4		9	1	10
	Cardiology (Ped.)	Regular Ministry Funded	1				1		1
		Non-Ministry Funded							
		TOTAL	1				1		1
Université Laval	Cardiology (Int.Med.)	Regular Ministry Funded	2	5	6	2	15		15
		Non-Ministry Funded						8	8
		TOTAL	2	5	6	2	15	8	23
Université de Sherbrooke	Cardiology (Int.Med.)	Regular Ministry Funded	4	1	4		9		9
		Non-Ministry Funded						2	2
		TOTAL	4	1	4		9	2	11
Université de Montréal	Cardiology (Int.Med.)	Regular Ministry Funded	5	7	5	5	22		22
		Non-Ministry Funded				1	1	9	10
		TOTAL	5	7	5	6	23	9	32
	Cardiology (Ped.)	Regular Ministry Funded			1		1	1	2
		Non-Ministry Funded						2	2
		TOTAL			1		1	3	4
McGill University	Cardiology (Int.Med.)	Regular Ministry Funded	3	5	9		17		17
		Non-Ministry Funded	1	1	3		5	7	12
		TOTAL	4	6	12		22	7	29
	Cardiology (Ped.)	Regular Ministry Funded		1			1		1
		Non-Ministry Funded			1		1	1	2
		TOTAL		1	1		2	1	3
University of Ottawa	Cardiology (Int.Med.)	Regular Ministry Funded	3	3	3		9		9
		Non-Ministry Funded	1	1	1		3	21	24
		TOTAL	4	4	4		12	21	33
	Cardiology (Ped.)	Regular Ministry Funded		1			1		1
		Non-Ministry Funded				1	1		1
		TOTAL		1		1	2		2
Queen's University	Cardiology (Int.Med.)	Regular Ministry Funded	3	2	2		7		7
		Non-Ministry Funded			1		1	3	4
		TOTAL	3	2	3		8	3	11
University of Toronto	Cardiology (Int.Med.)	Regular Ministry Funded	8	10	9		27		27
		Non-Ministry Funded	1		2		3	73	76
		TOTAL	9	10	11		30	73	103
	Cardiology (Ped.)	Regular Ministry Funded		1	2		3		3
		Non-Ministry Funded						27	27
		TOTAL		1	2		3	27	30
McMaster University	Cardiology (Int.Med.)	Regular Ministry Funded	3	3	5		11		11
		Non-Ministry Funded			1		1	17	18
		TOTAL	3	3	6		12	17	29
University of Western Ontario	Cardiology (Int.Med.)	Regular Ministry Funded	3	3	4		10		10
		Non-Ministry Funded		1			1	7	8
		TOTAL	3	4	4		11	7	18
University of Manitoba	Cardiology (Int.Med.)	Regular Ministry Funded	2	2	4		8		8
		Non-Ministry Funded	1	1			2		2
		TOTAL	3	3	4		10		10

(cont.)

Table 2
CARDIOLOGY
2013-14 Post-M.D. Trainees
(Regular Ministry Funded vs All Other Funding)
Faculty of Medicine Providing Post-M.D. Training
By Rank

Faculty of Medicine Providing Post-M.D. Training			Residents					Fellows	Total
			PGY-4	PGY-5	PGY-6	PGY-7	Sub-Total	Fellow	
University of Saskatchewan	Cardiology (Int.Med.)	Regular Ministry Funded	2	4			6		6
		Non-Ministry Funded							
		TOTAL	2	4			6		6
University of Alberta	Cardiology (Int.Med.)	Regular Ministry Funded	4	4	2		10		10
		Non-Ministry Funded	1	1	2		4	11	15
		TOTAL	5	5	4		14	11	25
	Cardiology (Ped.)	Regular Ministry Funded		1	1		2		2
		Non-Ministry Funded			2		2	13	15
TOTAL			1	3		4	13	17	
University of Calgary	Cardiology (Int.Med.)	Regular Ministry Funded	2	4	2		8		8
		Non-Ministry Funded						17	17
		TOTAL	2	4	2		8	17	25
University of British Columbia	Cardiology (Int.Med.)	Regular Ministry Funded	5	4	6		15		15
		Non-Ministry Funded	1				1	21	22
		TOTAL	6	4	6		16	21	37
	Cardiology (Ped.)	Regular Ministry Funded			1		1		1
		Non-Ministry Funded						4	4
TOTAL				1		1	4	5	
Total	Cardiology (Int.Med.)	Regular Ministry Funded	51	59	63	7	180		180
		Non-Ministry Funded	7	5	12	1	25	197	222
		TOTAL	58	64	75	8	205	197	402
	Cardiology (Ped.)	Regular Ministry Funded	1	4	5		10	1	11
		Non-Ministry Funded			3	1	4	47	51
TOTAL		1	4	8	1	14	48	62	
Grand Total			59	68	83	9	219	245	464

Table 1
CLINICAL IMMUNOLOGY AND ALLERGY
2013-14 Post-M.D. Trainees
(Canadian Citizens/Permanent Residents vs Visa Trainees)
Faculty of Medicine Providing Post-M.D. Training
By
Rank

Faculty of Medicine Providing Post-M.D. Training			Residents				Fellows	Total
			PGY-4	PGY-5	PGY-6	Sub-Total	Fellow	
Dalhousie University	Clin. Imm./Allergy (Ped.)	CC/PR	1		1	2		2
		Visa Trainees						
		TOTAL	1		1	2		2
Université de Montréal	Clin. Imm./Allergy (Int.Med.)	CC/PR	1	2		3		3
		Visa Trainees						
		TOTAL	1	2		3		3
	Clin. Imm./Allergy (Ped.)	CC/PR		2		2	1	3
		Visa Trainees						
		TOTAL		2		2	1	3
McGill University	Clin. Imm./Allergy (Int.Med.)	CC/PR	2			2		2
		Visa Trainees		1		1		1
		TOTAL	2	1		3		3
	Clin. Imm./Allergy (Ped.)	CC/PR	1	1		2		2
		Visa Trainees						
		TOTAL	1	1		2		2
University of Toronto	Clin. Imm./Allergy (Int.Med.)	CC/PR	1	2		3		3
		Visa Trainees						
		TOTAL	1	2		3		3
	Clin. Imm./Allergy (Ped.)	CC/PR	1	1		2		2
		Visa Trainees					2	2
		TOTAL	1	1		2	2	4
McMaster University	Clin. Imm./Allergy (Int.Med.)	CC/PR	2	1		3		3
		Visa Trainees					1	1
		TOTAL	2	1		3	1	4
	Clin. Imm./Allergy (Ped.)	CC/PR	1			1		1
		Visa Trainees						
		TOTAL	1			1		1
University of Western Ontario	Clin. Imm./Allergy (Int.Med.)	CC/PR		1		1		1
		Visa Trainees						
		TOTAL		1		1		1
University of Manitoba	Clin. Imm./Allergy (Int.Med.)	CC/PR		1		1		1
		Visa Trainees						
		TOTAL		1		1		1
	Clin. Imm./Allergy (Ped.)	CC/PR			2	2		2
		Visa Trainees						
		TOTAL			2	2		2
University of British Columbia	Clin. Imm./Allergy (Int.Med.)	CC/PR	1	1		2		2
		Visa Trainees						
		TOTAL	1	1		2		2
	Clin. Imm./Allergy (Ped.)	CC/PR			1	1		1
		Visa Trainees						
		TOTAL			1	1		1
Total	Clin. Imm./Allergy (Int.Med.)	CC/PR	7	8		15		15
		Visa Trainees		1		1	1	2
		TOTAL	7	9		16	1	17
	Clin. Imm./Allergy (Ped.)	CC/PR	4	4	4	12	1	13
		Visa Trainees					2	2
		TOTAL	4	4	4	12	3	15
Grand Total			11	13	4	28	4	32

Table 2
CLINICAL IMMUNOLOGY AND ALLERGY
2013-14 Post-M.D. Trainees
(Regular Ministry Funded vs All Other Funding)
Faculty of Medicine Providing Post-M.D. Training
By
Rank

Faculty of Medicine Providing Post-M.D. Training			Residents				Fellows	Total
			PGY-4	PGY-5	PGY-6	Sub-Total	Fellow	
Dalhousie University	Clin. Imm./Allergy (Ped.)	Regular Ministry Funded	1			1		1
		Non-Ministry Funded			1	1		1
		TOTAL	1		1	2		2
Université de Montréal	Clin. Imm./Allergy (Int.Med.)	Regular Ministry Funded	1	2		3		3
		Non-Ministry Funded						
		TOTAL	1	2		3		3
	Clin. Imm./Allergy (Ped.)	Regular Ministry Funded		2		2		2
		Non-Ministry Funded					1	1
		TOTAL		2		2	1	3
McGill University	Clin. Imm./Allergy (Int.Med.)	Regular Ministry Funded	2			2		2
		Non-Ministry Funded		1		1		1
		TOTAL	2	1		3		3
	Clin. Imm./Allergy (Ped.)	Regular Ministry Funded	1	1		2		2
		Non-Ministry Funded						
		TOTAL	1	1		2		2
University of Toronto	Clin. Imm./Allergy (Int.Med.)	Regular Ministry Funded	1	2		3		3
		Non-Ministry Funded						
		TOTAL	1	2		3		3
	Clin. Imm./Allergy (Ped.)	Regular Ministry Funded	1			1		1
		Non-Ministry Funded		1		1	2	3
		TOTAL	1	1		2	2	4
McMaster University	Clin. Imm./Allergy (Int.Med.)	Regular Ministry Funded	2	1		3		3
		Non-Ministry Funded					1	1
		TOTAL	2	1		3	1	4
	Clin. Imm./Allergy (Ped.)	Regular Ministry Funded	1			1		1
		Non-Ministry Funded						
		TOTAL	1			1		1
University of Western Ontario	Clin. Imm./Allergy (Int.Med.)	Regular Ministry Funded		1		1		1
		Non-Ministry Funded						
		TOTAL		1		1		1
University of Manitoba	Clin. Imm./Allergy (Int.Med.)	Regular Ministry Funded		1		1		1
		Non-Ministry Funded						
		TOTAL		1		1		1
	Clin. Imm./Allergy (Ped.)	Regular Ministry Funded			2	2		2
		Non-Ministry Funded						
		TOTAL			2	2		2
University of British Columbia	Clin. Imm./Allergy (Int.Med.)	Regular Ministry Funded	1	1		2		2
		Non-Ministry Funded						
		TOTAL	1	1		2		2
	Clin. Imm./Allergy (Ped.)	Regular Ministry Funded			1	1		1
		Non-Ministry Funded						
		TOTAL			1	1		1
Total	Clin. Imm./Allergy (Int.Med.)	Regular Ministry Funded	7	8		15		15
		Non-Ministry Funded		1		1	1	2
		TOTAL	7	9		16	1	17
	Clin. Imm./Allergy (Ped.)	Regular Ministry Funded	4	3	3	10		10
		Non-Ministry Funded		1	1	2	3	5
		TOTAL	4	4	4	12	3	15
Grand Total			11	13	4	28	4	32

Table 1
CLINICAL PHARMACOLOGY AND TOXICOLOGY
2013-14 Post-M.D. Trainees
(Canadian Citizens/Permanent Residents vs Visa Trainees)
Faculty of Medicine Providing Post-M.D. Training
By Rank

Faculty of Medicine Providing Post-M.D. Training			Residents				Fellows	Total	
			PGY-4	PGY-5	PGY-6	Sub-Total	Fellow		
McGill University	Clinical Pharmacology and Toxicology (Ped.)	CC/PR							
		Visa Trainees			3	3		3	
		TOTAL			3	3		3	
	Clinical Pharmacology and Toxicology (Psych.)	CC/PR			1	1		1	
		Visa Trainees							
		TOTAL			1	1		1	
University of Toronto	Clin. Pharmacology and Toxicology (Int.Med.)	CC/PR		1		1	2	3	
		Visa Trainees					1	1	
		TOTAL		1		1	3	4	
	Clinical Pharmacology and Toxicology (Ped.)	CC/PR							
		Visa Trainees					4	4	
		TOTAL					4	4	
University of Western Ontario	Clin. Pharmacology and Toxicology (Int.Med.)	CC/PR	1	1		2		2	
		Visa Trainees							
		TOTAL	1	1		2		2	
Total	Clin. Pharmacology and Toxicology (Int.Med.)	CC/PR	1	2		3	2	5	
		Visa Trainees					1	1	
		TOTAL	1	2		3	3	6	
	Clinical Pharmacology and Toxicology (Ped.)	CC/PR							
		Visa Trainees			3	3	4	7	
		TOTAL			3	3	4	7	
	Clinical Pharmacology and Toxicology (Psych.)	CC/PR			1	1		1	
		Visa Trainees							
		TOTAL			1	1		1	
	Grand Total			1	2	4	7	7	14

Table 2
CLINICAL PHARMACOLOGY AND TOXICOLOGY
2013-14 Post-M.D. Trainees
(Regular Ministry Funded vs All Other Funding)
Faculty of Medicine Providing Post-M.D. Training
By
Rank

Faculty of Medicine Providing Post-M.D. Training			Residents				Fellows	Total
			PGY-4	PGY-5	PGY-6	Sub-Total	Fellow	
McGill University	Clinical Pharmacology and Toxicology (Ped.)	Regular Ministry Funded						
		Non-Ministry Funded			3	3		3
		TOTAL			3	3		3
	Clinical Pharmacology and Toxicology (Psych.)	Regular Ministry Funded			1	1		1
		Non-Ministry Funded						
		TOTAL			1	1		1
University of Toronto	Clin. Pharmacology and Toxicology (Int.Med.)	Regular Ministry Funded		1		1		1
		Non-Ministry Funded					3	3
		TOTAL		1		1	3	4
	Clinical Pharmacology and Toxicology (Ped.)	Regular Ministry Funded						
		Non-Ministry Funded					4	4
		TOTAL					4	4
University of Western Ontario	Clin. Pharmacology and Toxicology (Int.Med.)	Regular Ministry Funded	1	1		2		2
		Non-Ministry Funded						
		TOTAL	1	1		2		2
Total	Clin. Pharmacology and Toxicology (Int.Med.)	Regular Ministry Funded	1	2		3		3
		Non-Ministry Funded					3	3
		TOTAL	1	2		3	3	6
	Clinical Pharmacology and Toxicology (Ped.)	Regular Ministry Funded						
		Non-Ministry Funded			3	3	4	7
		TOTAL			3	3	4	7
	Clinical Pharmacology and Toxicology (Psych.)	Regular Ministry Funded			1	1		1
		Non-Ministry Funded						
		TOTAL			1	1		1
Grand Total			1	2	4	7	7	14

Table 1
CRITICAL CARE
2013-14 Post-M.D. Trainees
(Canadian Citizens/Permanent Residents vs Visa Trainees)
Faculty of Medicine Providing Post-M.D. Training
By
Rank

Faculty of Medicine Providing Post-M.D. Training			Residents					Fellows	Total
			PGY-4	PGY-5	PGY-6	PGY-7	Sub-Total	Fellow	
Dalhousie University	Critical Care (Emergency Med.)	CC/PR			1		1		1
		Visa Trainees							
		TOTAL			1		1		1
	Critical Care (Int. Med)	CC/PR		1			1		1
		Visa Trainees							
		TOTAL		1			1		1
	Critical Care (Surgery)	CC/PR			1		1		1
		Visa Trainees							
		TOTAL			1		1		1
Université Laval	Critical Care (Anes.)	CC/PR			1	1	2		2
		Visa Trainees							
		TOTAL			1	1	2		2
	Critical Care (Int. Med)	CC/PR				1	1		1
		Visa Trainees							
		TOTAL				1	1		1
	Critical Care (Surgery)	CC/PR			1		1		1
		Visa Trainees							
		TOTAL			1		1		1
Université de Montréal	Critical Care (Int. Med)	CC/PR	4	2	1		7		7
		Visa Trainees							
		TOTAL	4	2	1		7		7
	Critical Care (Ped.)	CC/PR	1		2		3	1	4
		Visa Trainees							
		TOTAL	1		2		3	1	4
McGill University	Critical Care (Anes.)	CC/PR			1		1		1
		Visa Trainees							
		TOTAL			1		1		1
	Critical Care (Emergency Med.)	CC/PR			1		1		1
		Visa Trainees						1	1
		TOTAL			1		1	1	2
	Critical Care (Int. Med)	CC/PR			2		2		2
		Visa Trainees			1		1	2	3
		TOTAL			3		3	2	5
	Critical Care (Ped.)	CC/PR	1	1			2		2
		Visa Trainees	1	1			2	2	4
		TOTAL	2	2			4	2	6
	Critical Care (Cardiac Surg.)	CC/PR			1		1		1
		Visa Trainees							
		TOTAL			1		1		1
	Critical Care (Surgery)	CC/PR			1		1		1
		Visa Trainees							
		TOTAL			1		1		1
University of Ottawa	Critical Care (Anes.)	CC/PR			1		1		1
		Visa Trainees							
		TOTAL			1		1		1

(cont.)

Table 1
CRITICAL CARE
2013-14 Post-M.D. Trainees
(Canadian Citizens/Permanent Residents vs Visa Trainees)
Faculty of Medicine Providing Post-M.D. Training
By
Rank

Faculty of Medicine Providing Post-M.D. Training			Residents					Fellows	Total
			PGY-4	PGY-5	PGY-6	PGY-7	Sub-Total	Fellow	
	Critical Care (Emergency Med.)	CC/PR			1		1		1
		Visa Trainees							
		TOTAL			1		1		1
	Critical Care (Int. Med)	CC/PR	2	1			3		3
		Visa Trainees						1	1
		TOTAL	2	1			3	1	4
	Critical Care (Ped.)	CC/PR	1				1	1	2
		Visa Trainees						2	2
		TOTAL	1				1	3	4
Queen's University	Critical Care (Anes.)	CC/PR	1		1		2		2
		Visa Trainees							
		TOTAL	1		1		2		2
	Critical Care (Emergency Med.)	CC/PR			1		1		1
		Visa Trainees							
		TOTAL			1		1		1
	Critical Care (Int. Med)	CC/PR	1				1		1
		Visa Trainees						1	1
		TOTAL	1				1	1	2
Critical Care (Surgery)	CC/PR		1			1		1	
	Visa Trainees								
	TOTAL		1			1		1	
University of Toronto	Critical Care (Anes.)	CC/PR			1	1	2	1	3
		Visa Trainees							
		TOTAL			1	1	2	1	3
	Critical Care (Int. Med)	CC/PR	5	6			11	3	14
		Visa Trainees						18	18
		TOTAL	5	6			11	21	32
	Critical Care (Ped.)	CC/PR		1	1		2	1	3
		Visa Trainees			1		1	17	18
		TOTAL		1	2		3	18	21
Critical Care (Surgery)	CC/PR			1	2	3	1	4	
	Visa Trainees								
	TOTAL			1	2	3	1	4	
McMaster University	Critical Care (Anes.)	CC/PR				1	1		1
		Visa Trainees							
		TOTAL				1	1		1
	Critical Care (Emergency Med.)	CC/PR			1		1		1
		Visa Trainees							
		TOTAL			1		1		1
	Critical Care (Int. Med)	CC/PR	3	4		1	8		8
		Visa Trainees	2	1			3	2	5
		TOTAL	5	5		1	11	2	13
Critical Care (Ped.)	CC/PR		1			1		1	
	Visa Trainees			1		1	8	9	
	TOTAL		1	1		2	8	10	

(cont.)

Table 1
CRITICAL CARE
2013-14 Post-M.D. Trainees
(Canadian Citizens/Permanent Residents vs Visa Trainees)
Faculty of Medicine Providing Post-M.D. Training
By
Rank

Faculty of Medicine Providing Post-M.D. Training			Residents					Fellows	Total
			PGY-4	PGY-5	PGY-6	PGY-7	Sub-Total	Fellow	
University of Western Ontario	Critical Care (Anes.)	CC/PR			1		1		1
		Visa Trainees							
		TOTAL			1		1		1
	Critical Care (Emergency Med.)	CC/PR	1		2		3		3
		Visa Trainees							
		TOTAL	1		2		3		3
	Critical Care (Int. Med)	CC/PR	3	3		1	7		7
		Visa Trainees				1	1	1	2
		TOTAL	3	3		2	8	1	9
	Critical Care (Ped.)	CC/PR						2	2
		Visa Trainees						2	2
		TOTAL						2	2
	Critical Care (Surgery)	CC/PR			1		1		1
		Visa Trainees							
		TOTAL			1		1		1
University of Manitoba	Critical Care (Anes.)	CC/PR				2	2		2
		Visa Trainees							
		TOTAL				2	2		2
	Critical Care (Emergency Med.)	CC/PR			1		1		1
		Visa Trainees							
		TOTAL			1		1		1
	Critical Care (Int. Med)	CC/PR				1	1		1
		Visa Trainees							
		TOTAL				1	1		1
	Critical Care (Surgery)	CC/PR				1	1		1
		Visa Trainees							
		TOTAL				1	1		1
University of Alberta	Critical Care (Anes.)	CC/PR			1		1		1
		Visa Trainees				1	1		1
		TOTAL			1	1	2		2
	Critical Care (Int. Med)	CC/PR			1		1		1
		Visa Trainees							
		TOTAL			1		1		1
	Critical Care (Ped.)	CC/PR	1	1	1		3	1	4
		Visa Trainees						2	2
		TOTAL	1	1	1		3	3	6
	Critical Care (Surgery)	CC/PR							
		Visa Trainees				1	1		1
		TOTAL				1	1		1
University of Calgary	Critical Care (Int. Med)	CC/PR	3	1	1	1	6		6
		Visa Trainees						1	1
		TOTAL	3	1	1	1	6	1	7
	Critical Care (Surgery)	CC/PR				2	2		2
		Visa Trainees							
		TOTAL				2	2		2

(cont.)

Table 1
CRITICAL CARE
2013-14 Post-M.D. Trainees
(Canadian Citizens/Permanent Residents vs Visa Trainees)
Faculty of Medicine Providing Post-M.D. Training
By
Rank

Faculty of Medicine Providing Post-M.D. Training			Residents					Fellows	Total
			PGY-4	PGY-5	PGY-6	PGY-7	Sub-Total	Fellow	
University of British Columbia	Critical Care (Emergency Med.)	CC/PR				1	1		1
		Visa Trainees							
		TOTAL				1	1		1
	Critical Care (Int. Med)	CC/PR	2			1	3	1	4
		Visa Trainees						3	3
		TOTAL	2			1	3	4	7
	Critical Care (Ped.)	CC/PR	1				1		1
		Visa Trainees						3	3
		TOTAL	1				1	3	4
	Critical Care (Surgery)	CC/PR				1	1		1
		Visa Trainees							
		TOTAL				1	1		1
Total	Critical Care (Anes.)	CC/PR	1		7	5	13	1	14
		Visa Trainees				1	1		1
		TOTAL	1		7	6	14	1	15
	Critical Care (Emergency Med.)	CC/PR	1		8	1	10		10
		Visa Trainees						1	1
		TOTAL	1		8	1	10	1	11
	Critical Care (Int. Med)	CC/PR	23	18	5	6	52	4	56
		Visa Trainees	2	1	1	1	5	29	34
		TOTAL	25	19	6	7	57	33	90
	Critical Care (Ped.)	CC/PR	5	4	4		13	4	17
		Visa Trainees	1	1	2		4	36	40
		TOTAL	6	5	6		17	40	57
	Critical Care (Cardiac Surg.)	CC/PR			1		1		1
		Visa Trainees							
		TOTAL			1		1		1
Critical Care (Surgery)	CC/PR		1	4	6	11	1	12	
	Visa Trainees			1	1	2		2	
	TOTAL		1	5	7	13	1	14	
Grand Total			33	25	33	21	112	76	188

Table 2
CRITICAL CARE
2013-14 Post-M.D. Trainees
(Regular Ministry Funded vs All Other Funding)
Faculty of Medicine Providing Post-M.D. Training
By
Rank

Faculty of Medicine Providing Post-M.D. Training			Residents					Fellows	Total
			PGY-4	PGY-5	PGY-6	PGY-7	Sub-Total	Fellow	
Dalhousie University	Critical Care (Emergency Med.)	Regular Ministry Funded			1		1		1
		Non-Ministry Funded							
		TOTAL			1		1		1
	Critical Care (Int. Med)	Regular Ministry Funded		1			1		1
		Non-Ministry Funded							
		TOTAL		1			1		1
	Critical Care (Surgery)	Regular Ministry Funded			1		1		1
		Non-Ministry Funded							
		TOTAL			1		1		1
Université Laval	Critical Care (Anes.)	Regular Ministry Funded			1	1	2		2
		Non-Ministry Funded							
		TOTAL			1	1	2		2
	Critical Care (Int. Med)	Regular Ministry Funded				1	1		1
		Non-Ministry Funded							
		TOTAL				1	1		1
	Critical Care (Surgery)	Regular Ministry Funded			1		1		1
		Non-Ministry Funded							
		TOTAL			1		1		1
Université de Montréal	Critical Care (Int. Med)	Regular Ministry Funded	4	2	1		7		7
		Non-Ministry Funded							
		TOTAL	4	2	1		7		7
	Critical Care (Ped.)	Regular Ministry Funded	1		2		3		3
		Non-Ministry Funded						1	1
		TOTAL	1		2		3	1	4
McGill University	Critical Care (Anes.)	Regular Ministry Funded			1		1		1
		Non-Ministry Funded							
		TOTAL			1		1		1
	Critical Care (Emergency Med.)	Regular Ministry Funded			1		1		1
		Non-Ministry Funded						1	1
		TOTAL			1		1	1	2
	Critical Care (Int. Med)	Regular Ministry Funded			2		2		2
		Non-Ministry Funded			1		1	2	3
		TOTAL			3		3	2	5
	Critical Care (Ped.)	Regular Ministry Funded	1	1			2		2
		Non-Ministry Funded	1	1			2	2	4
		TOTAL	2	2			4	2	6
	Critical Care (Cardiac Surg.)	Regular Ministry Funded			1		1		1
		Non-Ministry Funded							
		TOTAL			1		1		1
Critical Care (Surgery)	Regular Ministry Funded			1		1		1	
	Non-Ministry Funded								
	TOTAL			1		1		1	
University of Ottawa	Critical Care (Anes.)	Regular Ministry Funded			1		1		1
		Non-Ministry Funded							
		TOTAL			1		1		1
	Critical Care (Emergency Med.)	Regular Ministry Funded			1		1		1
		Non-Ministry Funded							
		TOTAL			1		1		1

(cont.)

Table 2
CRITICAL CARE
2013-14 Post-M.D. Trainees
(Regular Ministry Funded vs All Other Funding)
Faculty of Medicine Providing Post-M.D. Training
By
Rank

Faculty of Medicine Providing Post-M.D. Training			Residents					Fellows	Total
			PGY-4	PGY-5	PGY-6	PGY-7	Sub-Total	Fellow	
	Critical Care (Int. Med)	Regular Ministry Funded	2	1			3		3
		Non-Ministry Funded						1	1
		TOTAL	2	1			3	1	4
	Critical Care (Ped.)	Regular Ministry Funded	1				1		1
		Non-Ministry Funded						3	3
		TOTAL	1				1	3	4
Queen's University	Critical Care (Anes.)	Regular Ministry Funded	1		1		2		2
		Non-Ministry Funded							
		TOTAL	1		1		2		2
	Critical Care (Emergency Med.)	Regular Ministry Funded			1		1		1
		Non-Ministry Funded							
		TOTAL			1		1		1
	Critical Care (Int. Med)	Regular Ministry Funded	1				1		1
		Non-Ministry Funded						1	1
		TOTAL	1				1	1	2
	Critical Care (Surgery)	Regular Ministry Funded		1			1		1
		Non-Ministry Funded							
		TOTAL		1			1		1
University of Toronto	Critical Care (Anes.)	Regular Ministry Funded				1	1		1
		Non-Ministry Funded			1		1	1	2
		TOTAL			1	1	2	1	3
	Critical Care (Int. Med)	Regular Ministry Funded	5	5			10		10
		Non-Ministry Funded		1			1	21	22
		TOTAL	5	6			11	21	32
	Critical Care (Ped.)	Regular Ministry Funded		1	1		2		2
		Non-Ministry Funded			1		1	18	19
		TOTAL		1	2		3	18	21
	Critical Care (Surgery)	Regular Ministry Funded			1	1	2		2
		Non-Ministry Funded					1	1	2
		TOTAL			1	2	3	1	4
McMaster University	Critical Care (Anes.)	Regular Ministry Funded				1	1		1
		Non-Ministry Funded							
		TOTAL				1	1		1
	Critical Care (Emergency Med.)	Regular Ministry Funded			1		1		1
		Non-Ministry Funded							
		TOTAL			1		1		1
	Critical Care (Int. Med)	Regular Ministry Funded	3	3			7		7
		Non-Ministry Funded	2	2			4	2	6
		TOTAL	5	5			11	2	13
	Critical Care (Ped.)	Regular Ministry Funded		1			1		1
		Non-Ministry Funded			1		1	8	9
		TOTAL		1	1		2	8	10
University of Western Ontario	Critical Care (Anes.)	Regular Ministry Funded			1		1		1
		Non-Ministry Funded							
		TOTAL			1		1		1
	Critical Care (Emergency Med.)	Regular Ministry Funded	1		2		3		3
		Non-Ministry Funded							
		TOTAL	1		2		3		3

(cont.)

Table 2
CRITICAL CARE
2013-14 Post-M.D. Trainees
(Regular Ministry Funded vs All Other Funding)
Faculty of Medicine Providing Post-M.D. Training
By
Rank

Faculty of Medicine Providing Post-M.D. Training			Residents					Fellows	Total
			PGY-4	PGY-5	PGY-6	PGY-7	Sub-Total	Fellow	
	Critical Care (Int. Med)	Regular Ministry Funded	3	3			6		6
		Non-Ministry Funded				2	2	1	3
		TOTAL	3	3		2	8	1	9
	Critical Care (Ped.)	Regular Ministry Funded							
		Non-Ministry Funded						2	2
		TOTAL						2	2
	Critical Care (Surgery)	Regular Ministry Funded			1		1		1
		Non-Ministry Funded							
		TOTAL			1		1		1
University of Manitoba	Critical Care (Anes.)	Regular Ministry Funded				2	2		2
		Non-Ministry Funded							
		TOTAL				2	2		2
	Critical Care (Emergency Med.)	Regular Ministry Funded			1		1		1
		Non-Ministry Funded							
		TOTAL			1		1		1
	Critical Care (Int. Med)	Regular Ministry Funded							
		Non-Ministry Funded				1	1		1
		TOTAL				1	1		1
	Critical Care (Surgery)	Regular Ministry Funded				1	1		1
		Non-Ministry Funded							
		TOTAL				1	1		1
University of Alberta	Critical Care (Anes.)	Regular Ministry Funded			1		1		1
		Non-Ministry Funded				1	1		1
		TOTAL			1	1	2		2
	Critical Care (Int. Med)	Regular Ministry Funded			1		1		1
		Non-Ministry Funded							
		TOTAL			1		1		1
	Critical Care (Ped.)	Regular Ministry Funded	1	1	1		3		3
		Non-Ministry Funded						3	3
		TOTAL	1	1	1		3	3	6
	Critical Care (Surgery)	Regular Ministry Funded							
		Non-Ministry Funded				1	1		1
		TOTAL				1	1		1
University of Calgary	Critical Care (Int. Med)	Regular Ministry Funded	3	1	1	1	6		6
		Non-Ministry Funded						1	1
		TOTAL	3	1	1	1	6	1	7
	Critical Care (Surgery)	Regular Ministry Funded				2	2		2
		Non-Ministry Funded							
		TOTAL				2	2		2
University of British Columbia	Critical Care (Emergency Med.)	Regular Ministry Funded				1	1		1
		Non-Ministry Funded							
		TOTAL				1	1		1
	Critical Care (Int. Med)	Regular Ministry Funded	2			1	3		3
		Non-Ministry Funded						4	4
		TOTAL	2			1	3	4	7
	Critical Care (Ped.)	Regular Ministry Funded	1				1		1
		Non-Ministry Funded						3	3
		TOTAL	1				1	3	4

(cont.)

Table 2
CRITICAL CARE
2013-14 Post-M.D. Trainees
(Regular Ministry Funded vs All Other Funding)
Faculty of Medicine Providing Post-M.D. Training
By
Rank

Faculty of Medicine Providing Post-M.D. Training			Residents					Fellows	Total
			PGY-4	PGY-5	PGY-6	PGY-7	Sub-Total	Fellow	
	Critical Care (Surgery)	Regular Ministry Funded				1	1		1
		Non-Ministry Funded							
		TOTAL				1	1		1
Total	Critical Care (Anes.)	Regular Ministry Funded	1		6	5	12		12
		Non-Ministry Funded			1	1	2	1	3
		TOTAL	1		7	6	14	1	15
	Critical Care (Emergency Med.)	Regular Ministry Funded	1		8	1	10		10
		Non-Ministry Funded						1	1
		TOTAL	1		8	1	10	1	11
	Critical Care (Int. Med)	Regular Ministry Funded	23	16	5	4	48		48
		Non-Ministry Funded	2	3	1	3	9	33	42
		TOTAL	25	19	6	7	57	33	90
	Critical Care (Ped.)	Regular Ministry Funded	5	4	4		13		13
		Non-Ministry Funded	1	1	2		4	40	44
		TOTAL	6	5	6		17	40	57
	Critical Care (Cardiac Surg.)	Regular Ministry Funded			1		1		1
		Non-Ministry Funded							
		TOTAL			1		1		1
Critical Care (Surgery)	Regular Ministry Funded		1	4	5	10		10	
	Non-Ministry Funded			1	2	3	1	4	
	TOTAL		1	5	7	13	1	14	
Grand Total			33	25	33	21	112	76	188

Table 1
DEVELOPMENTAL PEDIATRICS
2013-14 Post-M.D. Trainees
(Canadian Citizens/Permanent Residents vs Visa Trainees)
Faculty of Medicine Providing Post-M.D. Training
By
Rank

Faculty of Medicine Providing Post-M.D. Training		Residents				Fellows	Total
		PGY-4	PGY-5	PGY-6	Sub-Total	Fellow	
Université de Montréal	CC/PR		1		1		1
	Visa Trainees						
	TOTAL		1		1		1
McGill University	CC/PR	1			1		1
	Visa Trainees						
	TOTAL	1			1		1
University of Toronto	CC/PR	3	4		7	1	8
	Visa Trainees					1	1
	TOTAL	3	4		7	2	9
McMaster University	CC/PR		1		1		1
	Visa Trainees					3	3
	TOTAL		1		1	3	4
University of Manitoba	CC/PR			1	1		1
	Visa Trainees						
	TOTAL			1	1		1
University of Alberta	CC/PR	1	1		2		2
	Visa Trainees					2	2
	TOTAL	1	1		2	2	4
University of British Columbia	CC/PR		2	1	3		3
	Visa Trainees						
	TOTAL		2	1	3		3
Grand Total	CC/PR	5	9	2	16	1	17
	Visa Trainees					6	6
	TOTAL	5	9	2	16	7	23

Table 2
DEVELOPMENTAL PEDIATRICS
2013-14 Post-M.D. Trainees
(Regular Ministry Funded vs All Other Funding)
Faculty of Medicine Providing Post-M.D. Training
By
Rank

Faculty of Medicine Providing Post-M.D. Training		Residents				Fellows	Total
		PGY-4	PGY-5	PGY-6	Sub-Total	Fellow	
Université de Montréal	Regular Ministry Funded		1		1		1
	Non-Ministry Funded						
	TOTAL		1		1		1
McGill University	Regular Ministry Funded	1			1		1
	Non-Ministry Funded						
	TOTAL	1			1		1
University of Toronto	Regular Ministry Funded	2	3		5		5
	Non-Ministry Funded	1	1		2	2	4
	TOTAL	3	4		7	2	9
McMaster University	Regular Ministry Funded		1		1		1
	Non-Ministry Funded					3	3
	TOTAL		1		1	3	4
University of Manitoba	Regular Ministry Funded			1	1		1
	Non-Ministry Funded						
	TOTAL			1	1		1
University of Alberta	Regular Ministry Funded	1	1		2		2
	Non-Ministry Funded					2	2
	TOTAL	1	1		2	2	4
University of British Columbia	Regular Ministry Funded		2	1	3		3
	Non-Ministry Funded						
	TOTAL		2	1	3		3
Grand Total	Regular Ministry Funded	4	8	2	14		14
	Non-Ministry Funded	1	1		2	7	9
	TOTAL	5	9	2	16	7	23

Table 1
ENDOCRINOLOGY AND METABOLISM
2013-14 Post-M.D. Trainees
(Canadian Citizens/Permanent Residents vs Visa Trainees)
Faculty of Medicine Providing Post-M.D. Training
By Rank

Faculty of Medicine Providing Post-M.D. Training			Residents					Fellows	Total
			PGY-4	PGY-5	PGY-6	PGY-7	Sub-Total	Fellow	
Dalhousie University	Endocrinology/Met. (Int.Med.)	CC/PR	2	1			3		3
		Visa Trainees						1	1
		TOTAL	2	1			3	1	4
Université de Sherbrooke	Endocrinology/Met. (Int.Med.)	CC/PR	5	1			6		6
		Visa Trainees							
		TOTAL	5	1			6		6
Université de Montréal	Endocrinology/Met. (Int.Med.)	CC/PR	3	2	1		6		6
		Visa Trainees							
		TOTAL	3	2	1		6		6
	Endocrinology/Met. (Ped.)	CC/PR		1			1		1
		Visa Trainees						1	1
TOTAL		1			1	1	2		
McGill University	Endocrinology/Met. (Int.Med.)	CC/PR	4	1	3		8		8
		Visa Trainees	1	1			2		2
		TOTAL	5	2	3		10		10
	Endocrinology/Met. (Ped.)	CC/PR			1		1		1
		Visa Trainees		1			1	1	2
TOTAL		1	1		2	1	3		
University of Ottawa	Endocrinology/Met. (Int.Med.)	CC/PR	3			1	4	1	5
		Visa Trainees		1			1	1	2
		TOTAL	3	1		1	5	2	7
	Endocrinology/Met. (Ped.)	CC/PR	2	1			3	1	4
		Visa Trainees							
TOTAL	2	1			3	1	4		
University of Toronto	Endocrinology/Met. (Int.Med.)	CC/PR	6	4			10	2	12
		Visa Trainees		1			1	7	8
		TOTAL	6	5			11	9	20
	Endocrinology/Met. (Ped.)	CC/PR	1	3			4		4
		Visa Trainees						3	3
TOTAL	1	3			4	3	7		
McMaster University	Endocrinology/Met. (Int.Med.)	CC/PR	1	1			2		2
		Visa Trainees							
		TOTAL	1	1			2		2
University of Western Ontario	Endocrinology/Met. (Int.Med.)	CC/PR	2	3			5		5
		Visa Trainees							
		TOTAL	2	3			5		5
University of Manitoba	Endocrinology/Met. (Int.Med.)	CC/PR	1				1		1
		Visa Trainees							
		TOTAL	1				1		1
University of Alberta	Endocrinology/Met. (Int.Med.)	CC/PR	2	1			3	1	4
		Visa Trainees	1				1		1
		TOTAL	3	1			4	1	5
	Endocrinology/Met. (Ped.)	CC/PR	1				1		1
		Visa Trainees							
TOTAL	1				1		1		

(cont.)

Table 1
ENDOCRINOLOGY AND METABOLISM
2013-14 Post-M.D. Trainees
(Canadian Citizens/Permanent Residents vs Visa Trainees)
Faculty of Medicine Providing Post-M.D. Training
By Rank

Faculty of Medicine Providing Post-M.D. Training			Residents					Fellows	Total
			PGY-4	PGY-5	PGY-6	PGY-7	Sub-Total	Fellow	
University of Calgary	Endocrinology/Met. (Int.Med.)	CC/PR	2	2			4		4
		Visa Trainees							
		TOTAL	2	2			4		4
	Endocrinology/Met. (Ped.)	CC/PR		2			2	1	3
		Visa Trainees							
		TOTAL		2			2	1	3
University of British Columbia	Endocrinology/Met. (Int.Med.)	CC/PR	3	2	1		6		6
		Visa Trainees						1	1
		TOTAL	3	2	1		6	1	7
	Endocrinology/Met. (Ped.)	CC/PR		1			1	1	2
		Visa Trainees	1				1	4	5
		TOTAL	1	1			2	5	7
Total	Endocrinology/Met. (Int.Med.)	CC/PR	34	18	5	1	58	4	62
		Visa Trainees	2	3			5	10	15
		TOTAL	36	21	5	1	63	14	77
	Endocrinology/Met. (Ped.)	CC/PR	4	8	1		13	3	16
		Visa Trainees	1	1			2	9	11
		TOTAL	5	9	1		15	12	27
Grand Total			41	30	6	1	78	26	104

Table 2
ENDOCRINOLOGY AND METABOLISM
2013-14 Post-M.D. Trainees
(Regular Ministry Funded vs All Other Funding)
Faculty of Medicine Providing Post-M.D. Training
By
Rank

Faculty of Medicine Providing Post-M.D. Training			Residents					Fellows	Total
			PGY-4	PGY-5	PGY-6	PGY-7	Sub-Total	Fellow	
Dalhousie University	Endocrinology/Met. (Int.Med.)	Regular Ministry Funded	2	1			3		3
		Non-Ministry Funded						1	1
		TOTAL	2	1			3	1	4
Université de Sherbrooke	Endocrinology/Met. (Int.Med.)	Regular Ministry Funded	5	1			6		6
		Non-Ministry Funded							
		TOTAL	5	1			6		6
Université de Montréal	Endocrinology/Met. (Int.Med.)	Regular Ministry Funded	3	2	1		6		6
		Non-Ministry Funded							
		TOTAL	3	2	1		6		6
	Endocrinology/Met. (Ped.)	Regular Ministry Funded		1			1		1
		Non-Ministry Funded						1	1
		TOTAL		1			1	1	2
McGill University	Endocrinology/Met. (Int.Med.)	Regular Ministry Funded	4	1	3		8		8
		Non-Ministry Funded	1	1			2		2
		TOTAL	5	2	3		10		10
	Endocrinology/Met. (Ped.)	Regular Ministry Funded			1		1		1
		Non-Ministry Funded		1			1	1	2
		TOTAL		1	1		2	1	3
University of Ottawa	Endocrinology/Met. (Int.Med.)	Regular Ministry Funded	3				3		3
		Non-Ministry Funded		1		1	2	2	4
		TOTAL	3	1		1	5	2	7
	Endocrinology/Met. (Ped.)	Regular Ministry Funded	2	1			3		3
		Non-Ministry Funded						1	1
		TOTAL	2	1			3	1	4
University of Toronto	Endocrinology/Met. (Int.Med.)	Regular Ministry Funded	6	3			9		9
		Non-Ministry Funded		2			2	9	11
		TOTAL	6	5			11	9	20
	Endocrinology/Met. (Ped.)	Regular Ministry Funded	1	1			2		2
		Non-Ministry Funded		2			2	3	5
		TOTAL	1	3			4	3	7
McMaster University	Endocrinology/Met. (Int.Med.)	Regular Ministry Funded	1	1			2		2
		Non-Ministry Funded							
		TOTAL	1	1			2		2
University of Western Ontario	Endocrinology/Met. (Int.Med.)	Regular Ministry Funded	2	3			5		5
		Non-Ministry Funded							
		TOTAL	2	3			5		5
University of Manitoba	Endocrinology/Met. (Int.Med.)	Regular Ministry Funded	1				1		1
		Non-Ministry Funded							
		TOTAL	1				1		1
University of Alberta	Endocrinology/Met. (Int.Med.)	Regular Ministry Funded	2	1			3		3
		Non-Ministry Funded	1				1	1	2
		TOTAL	3	1			4	1	5
	Endocrinology/Met. (Ped.)	Regular Ministry Funded	1				1		1
		Non-Ministry Funded							
		TOTAL	1				1		1
University of Calgary	Endocrinology/Met. (Int.Med.)	Regular Ministry Funded	2	2			4		4
		Non-Ministry Funded							
		TOTAL	2	2			4		4

(cont.)

Table 2
ENDOCRINOLOGY AND METABOLISM
2013-14 Post-M.D. Trainees
(Regular Ministry Funded vs All Other Funding)
Faculty of Medicine Providing Post-M.D. Training
By
Rank

Faculty of Medicine Providing Post-M.D. Training			Residents					Fellows	Total
			PGY-4	PGY-5	PGY-6	PGY-7	Sub-Total	Fellow	
	Endocrinology/Met. (Ped.)	Regular Ministry Funded		2			2		2
		Non-Ministry Funded						1	1
		TOTAL		2			2	1	3
University of British Columbia	Endocrinology/Met. (Int.Med.)	Regular Ministry Funded	3	2	1		6		6
		Non-Ministry Funded						1	1
		TOTAL	3	2	1		6	1	7
	Endocrinology/Met. (Ped.)	Regular Ministry Funded		1			1		1
		Non-Ministry Funded	1				1	5	6
		TOTAL	1	1			2	5	7
Total	Endocrinology/Met. (Int.Med.)	Regular Ministry Funded	34	17	5		56		56
		Non-Ministry Funded	2	4		1	7	14	21
		TOTAL	36	21	5	1	63	14	77
	Endocrinology/Met. (Ped.)	Regular Ministry Funded	4	6	1		11		11
		Non-Ministry Funded	1	3			4	12	16
		TOTAL	5	9	1		15	12	27
Grand Total		41	30	6	1	78	26	104	

Table 1
GASTROENTEROLOGY
2013-14 Post-M.D. Trainees
(Canadian Citizens/Permanent Residents vs Visa Trainees)
Faculty of Medicine Providing Post-M.D. Training
By
Rank

Faculty of Medicine Providing Post-M.D. Training			Residents				Fellows	Total
			PGY-4	PGY-5	PGY-6	Sub-Total	Fellow	
Dalhousie University	Gastroenterology (Int.Med.)	CC/PR		2		2		2
		Visa Trainees		1		1		1
		TOTAL		3		3		3
Université Laval	Gastroenterology (Int.Med.)	CC/PR	2	4		6		6
		Visa Trainees						
		TOTAL	2	4		6		6
Université de Sherbrooke	Gastroenterology (Int.Med.)	CC/PR	3	2		5	1	6
		Visa Trainees						
		TOTAL	3	2		5	1	6
Université de Montréal	Gastroenterology (Int.Med.)	CC/PR	4	3		7	1	8
		Visa Trainees						
		TOTAL	4	3		7	1	8
	Gastroenterology (Ped.)	CC/PR					5	5
		Visa Trainees						
		TOTAL					5	5
McGill University	Gastroenterology (Int.Med.)	CC/PR	5	5		10		10
		Visa Trainees					2	2
		TOTAL	5	5		10	2	12
University of Ottawa	Gastroenterology (Int.Med.)	CC/PR	3	2		5		5
		Visa Trainees		1		1	2	3
		TOTAL	3	3		6	2	8
Queen's University	Gastroenterology (Int.Med.)	CC/PR	2	2		4	1	5
		Visa Trainees						
		TOTAL	2	2		4	1	5
University of Toronto	Gastroenterology (Int.Med.)	CC/PR	7	4		11	13	24
		Visa Trainees	1	1		2	14	16
		TOTAL	8	5		13	27	40
	Gastroenterology (Ped.)	CC/PR		3		3	2	5
		Visa Trainees	1			1	6	7
		TOTAL	1	3		4	8	12
McMaster University	Gastroenterology (Int.Med.)	CC/PR	3	3		6	2	8
		Visa Trainees					7	7
		TOTAL	3	3		6	9	15
	Gastroenterology (Ped.)	CC/PR	1			1		1
		Visa Trainees					1	1
		TOTAL	1			1	1	2
University of Western Ontario	Gastroenterology (Int.Med.)	CC/PR	1	3		4	2	6
		Visa Trainees	2	1		3	4	7
		TOTAL	3	4		7	6	13
University of Manitoba	Gastroenterology (Int.Med.)	CC/PR	3	2		5		5
		Visa Trainees						
		TOTAL	3	2		5		5

(cont.)

Table 1
GASTROENTEROLOGY
2013-14 Post-M.D. Trainees
(Canadian Citizens/Permanent Residents vs Visa Trainees)
Faculty of Medicine Providing Post-M.D. Training
By
Rank

Faculty of Medicine Providing Post-M.D. Training			Residents				Fellows	Total
			PGY-4	PGY-5	PGY-6	Sub-Total	Fellow	
University of Alberta	Gastroenterology (Int.Med.)	CC/PR	2	3		5	3	8
		Visa Trainees					1	1
		TOTAL	2	3		5	4	9
	Gastroenterology (Ped.)	CC/PR						
		Visa Trainees		1		1	3	4
		TOTAL		1		1	3	4
University of Calgary	Gastroenterology (Int.Med.)	CC/PR	3	4		7	3	10
		Visa Trainees					3	3
		TOTAL	3	4		7	6	13
	Gastroenterology (Ped.)	CC/PR		2	1	3	1	4
		Visa Trainees						
		TOTAL		2	1	3	1	4
University of British Columbia	Gastroenterology (Int.Med.)	CC/PR	1	2		3	2	5
		Visa Trainees	1	1		2	2	4
		TOTAL	2	3		5	4	9
	Gastroenterology (Ped.)	CC/PR			1	1		1
		Visa Trainees					2	2
		TOTAL			1	1	2	3
Total	Gastroenterology (Int.Med.)	CC/PR	39	41		80	28	108
		Visa Trainees	4	5		9	35	44
		TOTAL	43	46		89	63	152
	Gastroenterology (Ped.)	CC/PR	1	5	2	8	8	16
		Visa Trainees	1	1		2	12	14
		TOTAL	2	6	2	10	20	30
Grand Total			45	52	2	99	83	182

Table 2
GASTROENTEROLOGY
2013-14 Post-M.D. Trainees
(Regular Ministry Funded vs All Other Funding)
Faculty of Medicine Providing Post-M.D. Training
By
Rank

Faculty of Medicine Providing Post-M.D. Training			Residents				Fellows	Total
			PGY-4	PGY-5	PGY-6	Sub-Total	Fellow	
Dalhousie University	Gastroenterology (Int.Med.)	Regular Ministry Funded		2		2		2
		Non-Ministry Funded		1		1		1
		TOTAL		3		3		3
Université Laval	Gastroenterology (Int.Med.)	Regular Ministry Funded	2	4		6		6
		Non-Ministry Funded						
		TOTAL	2	4		6		6
Université de Sherbrooke	Gastroenterology (Int.Med.)	Regular Ministry Funded	3	2		5		5
		Non-Ministry Funded					1	1
		TOTAL	3	2		5	1	6
Université de Montréal	Gastroenterology (Int.Med.)	Regular Ministry Funded	4	3		7		7
		Non-Ministry Funded					1	1
		TOTAL	4	3		7	1	8
	Gastroenterology (Ped.)	Regular Ministry Funded					2	2
		Non-Ministry Funded					3	3
		TOTAL					5	5
McGill University	Gastroenterology (Int.Med.)	Regular Ministry Funded	5	5		10		10
		Non-Ministry Funded					2	2
		TOTAL	5	5		10	2	12
University of Ottawa	Gastroenterology (Int.Med.)	Regular Ministry Funded	2	2		4		4
		Non-Ministry Funded	1	1		2	2	4
		TOTAL	3	3		6	2	8
Queen's University	Gastroenterology (Int.Med.)	Regular Ministry Funded	2	2		4		4
		Non-Ministry Funded					1	1
		TOTAL	2	2		4	1	5
University of Toronto	Gastroenterology (Int.Med.)	Regular Ministry Funded	7	4		11		11
		Non-Ministry Funded	1	1		2	27	29
		TOTAL	8	5		13	27	40
	Gastroenterology (Ped.)	Regular Ministry Funded		3		3		3
		Non-Ministry Funded	1			1	8	9
		TOTAL	1	3		4	8	12
McMaster University	Gastroenterology (Int.Med.)	Regular Ministry Funded	3	3		6		6
		Non-Ministry Funded					9	9
		TOTAL	3	3		6	9	15
	Gastroenterology (Ped.)	Regular Ministry Funded	1			1		1
		Non-Ministry Funded					1	1
		TOTAL	1			1	1	2
University of Western Ontario	Gastroenterology (Int.Med.)	Regular Ministry Funded	1	3		4		4
		Non-Ministry Funded	2	1		3	6	9
		TOTAL	3	4		7	6	13
University of Manitoba	Gastroenterology (Int.Med.)	Regular Ministry Funded	3	2		5		5
		Non-Ministry Funded						
		TOTAL	3	2		5		5
University of Alberta	Gastroenterology (Int.Med.)	Regular Ministry Funded	2	3		5		5
		Non-Ministry Funded					4	4
		TOTAL	2	3		5	4	9

(cont.)

Table 2
GASTROENTEROLOGY
2013-14 Post-M.D. Trainees
(Regular Ministry Funded vs All Other Funding)
Faculty of Medicine Providing Post-M.D. Training
By
Rank

Faculty of Medicine Providing Post-M.D. Training			Residents				Fellows	Total
			PGY-4	PGY-5	PGY-6	Sub-Total	Fellow	
	Gastroenterology (Ped.)	Regular Ministry Funded						
		Non-Ministry Funded		1		1	3	4
		TOTAL		1		1	3	4
University of Calgary	Gastroenterology (Int.Med.)	Regular Ministry Funded	3	4		7	1	8
		Non-Ministry Funded					5	5
		TOTAL	3	4		7	6	13
	Gastroenterology (Ped.)	Regular Ministry Funded		2	1	3		3
		Non-Ministry Funded					1	1
		TOTAL		2	1	3	1	4
University of British Columbia	Gastroenterology (Int.Med.)	Regular Ministry Funded	1	2		3		3
		Non-Ministry Funded	1	1		2	4	6
		TOTAL	2	3		5	4	9
	Gastroenterology (Ped.)	Regular Ministry Funded						
		Non-Ministry Funded			1	1	2	3
		TOTAL			1	1	2	3
Total	Gastroenterology (Int.Med.)	Regular Ministry Funded	38	41		79	1	80
		Non-Ministry Funded	5	5		10	62	72
		TOTAL	43	46		89	63	152
	Gastroenterology (Ped.)	Regular Ministry Funded	1	5	1	7	2	9
		Non-Ministry Funded	1	1	1	3	18	21
		TOTAL	2	6	2	10	20	30
Grand Total			45	52	2	99	83	182

Table 1
GENERAL INTERNAL MEDICINE
2013-14 Post-M.D. Trainees
(Canadian Citizens/Permanent Residents vs Visa Trainees)
Faculty of Medicine Providing Post-M.D. Training
By
Rank

Faculty of Medicine Providing Post-M.D. Training		Residents				Fellows	Total
		PGY-4	PGY-5	PGY-6	Sub-Total	Fellow	
Dalhousie University	CC/PR	4			4		4
	Visa Trainees						
	TOTAL	4			4		4
Université Laval	CC/PR	9	12	1	22		22
	Visa Trainees						
	TOTAL	9	12	1	22		22
Université de Sherbrooke	CC/PR	8	8		16		16
	Visa Trainees						
	TOTAL	8	8		16		16
McGill University	CC/PR	9	12	1	22		22
	Visa Trainees						
	TOTAL	9	12	1	22		22
Queen's University	CC/PR	5			5		5
	Visa Trainees						
	TOTAL	5			5		5
University of Toronto	CC/PR	12	1		13	12	25
	Visa Trainees						
	TOTAL	12	1		13	12	25
University of Western Ontario	CC/PR	4	1		5		5
	Visa Trainees						
	TOTAL	4	1		5		5
University of Manitoba	CC/PR	6	2		8		8
	Visa Trainees						
	TOTAL	6	2		8		8
University of Saskatchewan	CC/PR	2	2		4		4
	Visa Trainees						
	TOTAL	2	2		4		4
University of Alberta	CC/PR	6	4		10		10
	Visa Trainees						
	TOTAL	6	4		10		10
University of Calgary	CC/PR	5	1		6		6
	Visa Trainees						
	TOTAL	5	1		6		6
University of British Columbia	CC/PR	4	6		10		10
	Visa Trainees						
	TOTAL	4	6		10		10
Grand Total	CC/PR	74	49	2	125	12	137
	Visa Trainees						
	TOTAL	74	49	2	125	12	137

Table 2
GENERAL INTERNAL MEDICINE
2013-14 Post-M.D. Trainees
(Regular Ministry Funded vs All Other Funding)
Faculty of Medicine Providing Post-M.D. Training
By
Rank

Faculty of Medicine Providing Post-M.D. Training		Residents				Fellows	Total
		PGY-4	PGY-5	PGY-6	Sub-Total	Fellow	
Dalhousie University	Regular Ministry Funded	3			3		3
	Non-Ministry Funded	1			1		1
	TOTAL	4			4		4
Université Laval	Regular Ministry Funded	9	12	1	22		22
	Non-Ministry Funded						
	TOTAL	9	12	1	22		22
Université de Sherbrooke	Regular Ministry Funded	8	8		16		16
	Non-Ministry Funded						
	TOTAL	8	8		16		16
McGill University	Regular Ministry Funded	9	12	1	22		22
	Non-Ministry Funded						
	TOTAL	9	12	1	22		22
Queen's University	Regular Ministry Funded	5			5		5
	Non-Ministry Funded						
	TOTAL	5			5		5
University of Toronto	Regular Ministry Funded	12			12		12
	Non-Ministry Funded		1		1	12	13
	TOTAL	12	1		13	12	25
University of Western Ontario	Regular Ministry Funded	4	1		5		5
	Non-Ministry Funded						
	TOTAL	4	1		5		5
University of Manitoba	Regular Ministry Funded	6	2		8		8
	Non-Ministry Funded						
	TOTAL	6	2		8		8
University of Saskatchewan	Regular Ministry Funded	2	2		4		4
	Non-Ministry Funded						
	TOTAL	2	2		4		4
University of Alberta	Regular Ministry Funded	6	4		10		10
	Non-Ministry Funded						
	TOTAL	6	4		10		10
University of Calgary	Regular Ministry Funded	5	1		6		6
	Non-Ministry Funded						
	TOTAL	5	1		6		6
University of British Columbia	Regular Ministry Funded	4	6		10		10
	Non-Ministry Funded						
	TOTAL	4	6		10		10
Grand Total	Regular Ministry Funded	73	48	2	123		123
	Non-Ministry Funded	1	1		2	12	14
	TOTAL	74	49	2	125	12	137

Table 1
GERIATRIC MEDICINE
2013-14 Post-M.D. Trainees
(Canadian Citizens/Permanent Residents vs Visa Trainees)
Faculty of Medicine Providing Post-M.D. Training
By
Rank

Faculty of Medicine Providing Post-M.D. Training		Residents			Fellows	Total
		PGY-4	PGY-5	Sub-Total	Fellow	
Dalhousie University	CC/PR	1	1	2		2
	Visa Trainees					
	TOTAL	1	1	2		2
Université Laval	CC/PR	3	2	5		5
	Visa Trainees					
	TOTAL	3	2	5		5
Université de Sherbrooke	CC/PR		2	2		2
	Visa Trainees					
	TOTAL		2	2		2
Université de Montréal	CC/PR	3		3	1	4
	Visa Trainees					
	TOTAL	3		3	1	4
McGill University	CC/PR	1	1	2		2
	Visa Trainees					
	TOTAL	1	1	2		2
University of Ottawa	CC/PR	1		1		1
	Visa Trainees					
	TOTAL	1		1		1
University of Toronto	CC/PR	4	3	7	1	8
	Visa Trainees				1	1
	TOTAL	4	3	7	2	9
McMaster University	CC/PR	3	1	4		4
	Visa Trainees					
	TOTAL	3	1	4		4
University of Western Ontario	CC/PR	1		1		1
	Visa Trainees					
	TOTAL	1		1		1
University of Alberta	CC/PR	2		2		2
	Visa Trainees				1	1
	TOTAL	2		2	1	3
University of Calgary	CC/PR	3		3		3
	Visa Trainees					
	TOTAL	3		3		3
University of British Columbia	CC/PR	2	3	5	1	6
	Visa Trainees				1	1
	TOTAL	2	3	5	2	7
Grand Total	CC/PR	24	13	37	3	40
	Visa Trainees				3	3
	TOTAL	24	13	37	6	43

Table 2
GERIATRIC MEDICINE
2013-14 Post-M.D. Trainees
(Regular Ministry Funded vs All Other Funding)
Faculty of Medicine Providing Post-M.D. Training
By
Rank

Faculty of Medicine Providing Post-M.D. Training		Residents			Fellows	Total
		PGY-4	PGY-5	Sub-Total	Fellow	
Dalhousie University	Regular Ministry Funded	1	1	2		2
	Non-Ministry Funded					
	TOTAL	1	1	2		2
Université Laval	Regular Ministry Funded	3	2	5		5
	Non-Ministry Funded					
	TOTAL	3	2	5		5
Université de Sherbrooke	Regular Ministry Funded		2	2		2
	Non-Ministry Funded					
	TOTAL		2	2		2
Université de Montréal	Regular Ministry Funded	3		3		3
	Non-Ministry Funded				1	1
	TOTAL	3		3	1	4
McGill University	Regular Ministry Funded	1	1	2		2
	Non-Ministry Funded					
	TOTAL	1	1	2		2
University of Ottawa	Regular Ministry Funded	1		1		1
	Non-Ministry Funded					
	TOTAL	1		1		1
University of Toronto	Regular Ministry Funded	4	2	6		6
	Non-Ministry Funded		1	1	2	3
	TOTAL	4	3	7	2	9
McMaster University	Regular Ministry Funded	3	1	4		4
	Non-Ministry Funded					
	TOTAL	3	1	4		4
University of Western Ontario	Regular Ministry Funded	1		1		1
	Non-Ministry Funded					
	TOTAL	1		1		1
University of Alberta	Regular Ministry Funded	2		2		2
	Non-Ministry Funded				1	1
	TOTAL	2		2	1	3
University of Calgary	Regular Ministry Funded	3		3		3
	Non-Ministry Funded					
	TOTAL	3		3		3
University of British Columbia	Regular Ministry Funded	2	3	5		5
	Non-Ministry Funded				2	2
	TOTAL	2	3	5	2	7
Grand Total	Regular Ministry Funded	24	12	36		36
	Non-Ministry Funded		1	1	6	7
	TOTAL	24	13	37	6	43

Table 1
PEDIATRIC EMERGENCY MEDICINE
2013-14 Post-M.D. Trainees
(Canadian Citizens/Permanent Residents vs Visa Trainees)
Faculty of Medicine Providing Post-M.D. Training
By Rank

Faculty of Medicine Providing Post-M.D. Training			Residents				Fellows	Total	
			PGY-4	PGY-5	PGY-6	Sub-Total	Fellow		
Dalhousie University	Pediatric Emergency Med. (Ped.)	CC/PR		1		1		1	
		Visa Trainees							
		TOTAL		1		1		1	
Université de Montréal	Pediatric Emergency Med. (Ped.)	CC/PR		2		2	1	3	
		Visa Trainees							
		TOTAL		2		2	1	3	
McGill University	Pediatric Emergency Med. (Ped.)	CC/PR	4	1		5		5	
		Visa Trainees		2		2		2	
		TOTAL	4	3		7		7	
University of Ottawa	Pediatric Emergency Med (E.M.)	CC/PR			1	1		1	
		Visa Trainees							
		TOTAL			1	1		1	
	Pediatric Emergency Med. (Ped.)	CC/PR	3	2		5		5	
		Visa Trainees					1	1	
		TOTAL	3	2		5	1	6	
University of Toronto	Pediatric Emergency Med. (Ped.)	CC/PR	4	1		5	2	7	
		Visa Trainees		1		1	7	8	
		TOTAL	4	2		6	9	15	
University of Western Ontario	Pediatric Emergency Med. (Ped.)	CC/PR	1			1	1	2	
		Visa Trainees					1	1	
		TOTAL	1			1	2	3	
University of Manitoba	Pediatric Emergency Med. (Ped.)	CC/PR		1		1		1	
		Visa Trainees		1		1		1	
		TOTAL		2		2		2	
University of Alberta	Pediatric Emergency Med (E.M.)	CC/PR			1	1		1	
		Visa Trainees							
		TOTAL			1	1		1	
	Pediatric Emergency Med. (Ped.)	CC/PR	1	1		2		2	
		Visa Trainees							
		TOTAL	1	1		2		2	
University of Calgary	Pediatric Emergency Med (E.M.)	CC/PR	1			1		1	
		Visa Trainees							
		TOTAL	1			1		1	
	Pediatric Emergency Med. (Ped.)	CC/PR	3	3		6		6	
		Visa Trainees					2	2	
		TOTAL	3	3		6	2	8	
University of British Columbia	Pediatric Emergency Med. (Ped.)	CC/PR	1		1	2		2	
		Visa Trainees					1	1	
		TOTAL	1		1	2	1	3	
Total	Pediatric Emergency Med (E.M.)	CC/PR	1		2	3		3	
		Visa Trainees							
		TOTAL	1		2	3		3	
	Pediatric Emergency Med. (Ped.)	CC/PR	17	12	1	30	4	34	
		Visa Trainees		4		4	12	16	
		TOTAL	17	16	1	34	16	50	
Grand Total				18	16	3	37	16	53

Table 2
PEDIATRIC EMERGENCY MEDICINE
2013-14 Post-M.D. Trainees
(Regular Ministry Funded vs All Other Funding)
Faculty of Medicine Providing Post-M.D. Training
By
Rank

Faculty of Medicine Providing Post-M.D. Training			Residents				Fellows	Total	
			PGY-4	PGY-5	PGY-6	Sub-Total	Fellow		
Dalhousie University	Pediatric Emergency Med. (Ped.)	Regular Ministry Funded		1		1		1	
		Non-Ministry Funded							
		TOTAL		1		1		1	
Université de Montréal	Pediatric Emergency Med. (Ped.)	Regular Ministry Funded		2		2		2	
		Non-Ministry Funded					1	1	
		TOTAL		2		2	1	3	
McGill University	Pediatric Emergency Med. (Ped.)	Regular Ministry Funded	4	2		6		6	
		Non-Ministry Funded		1		1		1	
		TOTAL	4	3		7		7	
University of Ottawa	Pediatric Emergency Med (E.M.)	Regular Ministry Funded							
		Non-Ministry Funded			1	1		1	
		TOTAL			1	1		1	
	Pediatric Emergency Med. (Ped.)	Regular Ministry Funded	3	2		5		5	
		Non-Ministry Funded					1	1	
		TOTAL	3	2		5	1	6	
University of Toronto	Pediatric Emergency Med. (Ped.)	Regular Ministry Funded	4	1		5		5	
		Non-Ministry Funded		1		1	9	10	
		TOTAL	4	2		6	9	15	
University of Western Ontario	Pediatric Emergency Med. (Ped.)	Regular Ministry Funded	1			1		1	
		Non-Ministry Funded					2	2	
		TOTAL	1			1	2	3	
University of Manitoba	Pediatric Emergency Med. (Ped.)	Regular Ministry Funded		1		1		1	
		Non-Ministry Funded		1		1		1	
		TOTAL		2		2		2	
University of Alberta	Pediatric Emergency Med (E.M.)	Regular Ministry Funded			1	1		1	
		Non-Ministry Funded							
		TOTAL			1	1		1	
	Pediatric Emergency Med. (Ped.)	Regular Ministry Funded	1	1		2		2	
		Non-Ministry Funded							
		TOTAL	1	1		2		2	
University of Calgary	Pediatric Emergency Med (E.M.)	Regular Ministry Funded	1			1		1	
		Non-Ministry Funded							
		TOTAL	1			1		1	
	Pediatric Emergency Med. (Ped.)	Regular Ministry Funded	2	3		5		5	
		Non-Ministry Funded	1			1	2	3	
		TOTAL	3	3		6	2	8	
University of British Columbia	Pediatric Emergency Med. (Ped.)	Regular Ministry Funded	1		1	2		2	
		Non-Ministry Funded					1	1	
		TOTAL	1		1	2	1	3	
Total	Pediatric Emergency Med (E.M.)	Regular Ministry Funded	1		1	2		2	
		Non-Ministry Funded			1	1		1	
		TOTAL	1		2	3		3	
	Pediatric Emergency Med. (Ped.)	Regular Ministry Funded	16	13	1	30		30	
		Non-Ministry Funded	1	3		4	16	20	
		TOTAL	17	16	1	34	16	50	
Grand Total				18	16	3	37	16	53

Table 1
HEMATOLOGY
2013-14 Post-M.D. Trainees
(Canadian Citizens/Permanent Residents vs Visa Trainees)
Faculty of Medicine Providing Post-M.D. Training
By
Rank

Faculty of Medicine Providing Post-M.D. Training			Residents					Fellows	Total
			PGY-4	PGY-5	PGY-6	PGY-7	Sub-Total	Fellow	
Dalhousie University	Hematology (Int.Med.)	CC/PR	1	4			5		5
		Visa Trainees							
		TOTAL	1	4			5		5
Université Laval	Hematology (Int.Med.)	CC/PR		4			4		4
		Visa Trainees						1	1
		TOTAL		4			4	1	5
Université de Sherbrooke	Hematology (Int.Med.)	CC/PR	1	2	1		4		4
		Visa Trainees							
		TOTAL	1	2	1		4		4
Université de Montréal	Hematology (Int.Med.)	CC/PR	2	5		2	9		9
		Visa Trainees							
		TOTAL	2	5		2	9		9
	Hematology/Oncology (Ped.)	CC/PR				1	1	2	3
		Visa Trainees						2	2
		TOTAL				1	1	4	5
McGill University	Hematology (Int.Med.)	CC/PR	2	4	2		8		8
		Visa Trainees			1		1		1
		TOTAL	2	4	3		9		9
	Hematology/Oncology (Ped.)	CC/PR	1				1		1
		Visa Trainees	1				1		1
		TOTAL	2				2		2
University of Ottawa	Hematology (Int.Med.)	CC/PR	1	2		1	4	2	6
		Visa Trainees	1				1	7	8
		TOTAL	2	2		1	5	9	14
	Hematology/Oncology (Ped.)	CC/PR	2			1	3		3
		Visa Trainees							
		TOTAL	2			1	3		3
Queen's University	Hematology (Int.Med.)	CC/PR	1				1		1
		Visa Trainees		1			1	2	3
		TOTAL	1	1			2	2	4
University of Toronto	Hematology (Int.Med.)	CC/PR	4	5			9	6	15
		Visa Trainees		1			1	14	15
		TOTAL	4	6			10	20	30
	Hematology/Oncology (Ped.)	CC/PR	3	3	9		15	5	20
		Visa Trainees						31	31
		TOTAL	3	3	9		15	36	51
McMaster University	Hematology (Int.Med.)	CC/PR	1	3			4	4	8
		Visa Trainees		1			1	7	8
		TOTAL	1	4			5	11	16
	Hematology/Oncology (Ped.)	CC/PR						2	2
		Visa Trainees						1	1
		TOTAL						3	3
University of Western Ontario	Hematology (Int.Med.)	CC/PR	1	1			2		2
		Visa Trainees	1				1	1	1
		TOTAL	2	1			3		3
University of Manitoba	Hematology/Oncology (Ped.)	CC/PR							
		Visa Trainees	1				1		1
		TOTAL	1				1		1

(cont.)

Table 1
HEMATOLOGY
2013-14 Post-M.D. Trainees
(Canadian Citizens/Permanent Residents vs Visa Trainees)
Faculty of Medicine Providing Post-M.D. Training
By
Rank

Faculty of Medicine Providing Post-M.D. Training			Residents					Fellows	Total
			PGY-4	PGY-5	PGY-6	PGY-7	Sub-Total	Fellow	
University of Alberta	Hematology (Int.Med.)	CC/PR		1			1		1
		Visa Trainees							
		TOTAL		1			1		1
	Hematology/Oncology (Ped.)	CC/PR			1		1	1	2
		Visa Trainees							
		TOTAL			1		1	1	2
University of Calgary	Hematology (Int.Med.)	CC/PR	3	2			5	2	7
		Visa Trainees							
		TOTAL	3	2			5	2	7
	Hematology/Oncology (Ped.)	CC/PR							
		Visa Trainees		1			1		1
		TOTAL		1			1		1
University of British Columbia	Hematology (Int.Med.)	CC/PR	3	3			6	2	8
		Visa Trainees		1			1	5	6
		TOTAL	3	4			7	7	14
	Hematology/Oncology (Ped.)	CC/PR		4	1		5		5
		Visa Trainees						2	2
		TOTAL		4	1		5	2	7
Total	Hematology (Int.Med.)	CC/PR	20	36	3	3	62	16	78
		Visa Trainees	2	4	1		7	36	43
		TOTAL	22	40	4	3	69	52	121
	Hematology/Oncology (Ped.)	CC/PR	6	7	11	2	26	10	36
		Visa Trainees	2	1			3	36	39
		TOTAL	8	8	11	2	29	46	75
Grand Total			30	48	15	5	98	98	196

Table 2
HEMATOLOGY
2013-14 Post-M.D. Trainees
(Regular Ministry Funded vs All Other Funding)
Faculty of Medicine Providing Post-M.D. Training
By
Rank

Faculty of Medicine Providing Post-M.D. Training			Residents					Fellows	Total
			PGY-4	PGY-5	PGY-6	PGY-7	Sub-Total	Fellow	
Dalhousie University	Hematology (Int.Med.)	Regular Ministry Funded	1	4			5		5
		Non-Ministry Funded							
		TOTAL	1	4			5		5
Université Laval	Hematology (Int.Med.)	Regular Ministry Funded		4			4		4
		Non-Ministry Funded						1	1
		TOTAL		4			4	1	5
Université de Sherbrooke	Hematology (Int.Med.)	Regular Ministry Funded	1	2	1		4		4
		Non-Ministry Funded							
		TOTAL	1	2	1		4		4
Université de Montréal	Hematology (Int.Med.)	Regular Ministry Funded	2	5		2	9		9
		Non-Ministry Funded							
		TOTAL	2	5		2	9		9
	Hematology/Oncology (Ped.)	Regular Ministry Funded				1	1		1
		Non-Ministry Funded						4	4
		TOTAL				1	1	4	5
McGill University	Hematology (Int.Med.)	Regular Ministry Funded	2	4	3		9		9
		Non-Ministry Funded							
		TOTAL	2	4	3		9		9
	Hematology/Oncology (Ped.)	Regular Ministry Funded	1				1		1
		Non-Ministry Funded	1				1		1
		TOTAL	2				2		2
University of Ottawa	Hematology (Int.Med.)	Regular Ministry Funded	1	2		1	4		4
		Non-Ministry Funded	1				1	9	10
		TOTAL	2	2		1	5	9	14
	Hematology/Oncology (Ped.)	Regular Ministry Funded	2				2		2
		Non-Ministry Funded				1	1		1
		TOTAL	2			1	3		3
Queen's University	Hematology (Int.Med.)	Regular Ministry Funded	1				1		1
		Non-Ministry Funded		1			1	2	3
		TOTAL	1	1			2	2	4
University of Toronto	Hematology (Int.Med.)	Regular Ministry Funded	4	5			9		9
		Non-Ministry Funded		1			1	20	21
		TOTAL	4	6			10	20	30
	Hematology/Oncology (Ped.)	Regular Ministry Funded	2	2	5		9		9
		Non-Ministry Funded	1	1	4		6	36	42
		TOTAL	3	3	9		15	36	51
McMaster University	Hematology (Int.Med.)	Regular Ministry Funded	1	3			4		4
		Non-Ministry Funded		1			1	11	12
		TOTAL	1	4			5	11	16
	Hematology/Oncology (Ped.)	Regular Ministry Funded						3	3
		Non-Ministry Funded							
		TOTAL						3	3
University of Western Ontario	Hematology (Int.Med.)	Regular Ministry Funded	1	1			2		2
		Non-Ministry Funded	1				1		1
		TOTAL	2	1			3		3
University of Manitoba	Hematology/Oncology (Ped.)	Regular Ministry Funded							
		Non-Ministry Funded	1				1		1
		TOTAL	1				1		1
University of Alberta	Hematology (Int.Med.)	Regular Ministry Funded		1			1		1
		Non-Ministry Funded							
		TOTAL		1			1		1

(cont.)

Table 2
HEMATOLOGY
2013-14 Post-M.D. Trainees
(Regular Ministry Funded vs All Other Funding)
Faculty of Medicine Providing Post-M.D. Training
By
Rank

Faculty of Medicine Providing Post-M.D. Training			Residents					Fellows	Total
			PGY-4	PGY-5	PGY-6	PGY-7	Sub-Total	Fellow	
	Hematology/Oncology (Ped.)	Regular Ministry Funded			1		1		1
		Non-Ministry Funded						1	1
		TOTAL			1		1	1	2
University of Calgary	Hematology (Int.Med.)	Regular Ministry Funded	3	2			5		5
		Non-Ministry Funded						2	2
		TOTAL	3	2			5	2	7
	Hematology/Oncology (Ped.)	Regular Ministry Funded							
		Non-Ministry Funded		1			1		1
		TOTAL		1			1		1
University of British Columbia	Hematology (Int.Med.)	Regular Ministry Funded	3	2			5		5
		Non-Ministry Funded		2			2	7	9
		TOTAL	3	4			7	7	14
	Hematology/Oncology (Ped.)	Regular Ministry Funded		4	1		5		5
		Non-Ministry Funded						2	2
		TOTAL		4	1		5	2	7
Total	Hematology (Int.Med.)	Regular Ministry Funded	20	35	4	3	62		62
		Non-Ministry Funded	2	5			7	52	59
		TOTAL	22	40	4	3	69	52	121
	Hematology/Oncology (Ped.)	Regular Ministry Funded	5	6	7	1	19		19
		Non-Ministry Funded	3	2	4	1	10	46	56
		TOTAL	8	8	11	2	29	46	75
Grand Total		30	48	15	5	98	98	196	

Table 1
INFECTIOUS DISEASES
2013-14 Post-M.D. Trainees
(Canadian Citizens/Permanent Residents vs Visa Trainees)
Faculty of Medicine Providing Post-M.D. Training

By
Rank

Faculty of Medicine Providing Post-M.D. Training			Residents				Fellows	Total
			PGY-4	PGY-5	PGY-6	Sub-Total	Fellow	
Dalhousie University	Infectious Diseases (Int.Med.)	CC/PR	1			1		1
		Visa Trainees					1	1
		TOTAL	1			1	1	2
	Infectious Diseases (Ped.)	CC/PR					1	1
		Visa Trainees						
		TOTAL					1	1
Université de Montréal	Infectious Diseases (Ped.)	CC/PR		1		1	1	2
		Visa Trainees					1	1
		TOTAL		1		1	2	3
McGill University	Infectious Diseases (Int.Med.)	CC/PR	1	1	1	3		3
		Visa Trainees						
		TOTAL	1	1	1	3		3
	Infectious Diseases (Ped.)	CC/PR	1	1		2		2
		Visa Trainees		1		1		1
		TOTAL	1	2		3		3
University of Ottawa	Infectious Diseases (Int.Med.)	CC/PR	2	1		3	1	4
		Visa Trainees						
		TOTAL	2	1		3	1	4
	Infectious Diseases (Ped.)	CC/PR		1		1		1
		Visa Trainees						
		TOTAL		1		1		1
University of Toronto	Infectious Diseases (Int.Med.)	CC/PR	4	6		10	3	13
		Visa Trainees	1			1	3	4
		TOTAL	5	6		11	6	17
	Infectious Diseases (Ped.)	CC/PR		2		2	3	5
		Visa Trainees					6	6
		TOTAL		2		2	9	11
McMaster University	Infectious Diseases (Int.Med.)	CC/PR	2	3		5	1	6
		Visa Trainees						
		TOTAL	2	3		5	1	6
University of Manitoba	Infectious Diseases (Int.Med.)	CC/PR	1	2		3		3
		Visa Trainees	1	1	1	3		3
		TOTAL	2	3	1	6		6
	Infectious Diseases (Ped.)	CC/PR			2	2		2
		Visa Trainees			1	1		1
		TOTAL			3	3		3
University of Alberta	Infectious Diseases (Int.Med.)	CC/PR	2	1		3		3
		Visa Trainees					1	1
		TOTAL	2	1		3	1	4
	Infectious Diseases (Ped.)	CC/PR		1		1		1
		Visa Trainees					1	1
		TOTAL		1		1	1	2

(cont.)

Table 1
INFECTIOUS DISEASES
2013-14 Post-M.D. Trainees
(Canadian Citizens/Permanent Residents vs Visa Trainees)
Faculty of Medicine Providing Post-M.D. Training
By
Rank

Faculty of Medicine Providing Post-M.D. Training			Residents				Fellows	Total
			PGY-4	PGY-5	PGY-6	Sub-Total	Fellow	
University of Calgary	Infectious Diseases (Int.Med.)	CC/PR	3	2		5		5
		Visa Trainees						
		TOTAL	3	2		5		5
	Infectious Diseases (Ped.)	CC/PR		2		2		2
		Visa Trainees						
		TOTAL		2		2		2
University of British Columbia	Infectious Diseases (Int.Med.)	CC/PR	3	1	2	6		6
		Visa Trainees	1			1		1
		TOTAL	4	1	2	7		7
	Infectious Diseases (Ped.)	CC/PR			1	1		1
		Visa Trainees					2	2
		TOTAL			1	1	2	3
Total	Infectious Diseases (Int.Med.)	CC/PR	19	17	3	39	5	44
		Visa Trainees	3	1	1	5	5	10
		TOTAL	22	18	4	44	10	54
	Infectious Diseases (Ped.)	CC/PR	1	8	3	12	5	17
		Visa Trainees		1	1	2	10	12
		TOTAL	1	9	4	14	15	29
Grand Total			23	27	8	58	25	83

Table 2
INFECTIOUS DISEASES
2013-14 Post-M.D. Trainees
(Regular Ministry Funded vs All Other Funding)
Faculty of Medicine Providing Post-M.D. Training
By
Rank

Faculty of Medicine Providing Post-M.D. Training			Residents				Fellows	Total
			PGY-4	PGY-5	PGY-6	Sub-Total	Fellow	
Dalhousie University	Infectious Diseases (Int.Med.)	Regular Ministry Funded	1			1		1
		Non-Ministry Funded					1	1
		TOTAL	1			1	1	2
	Infectious Diseases (Ped.)	Regular Ministry Funded						
		Non-Ministry Funded					1	1
		TOTAL					1	1
Université de Montréal	Infectious Diseases (Ped.)	Regular Ministry Funded		1		1	1	2
		Non-Ministry Funded					1	1
		TOTAL		1		1	2	3
McGill University	Infectious Diseases (Int.Med.)	Regular Ministry Funded	1	1	1	3		3
		Non-Ministry Funded						
		TOTAL	1	1	1	3		3
	Infectious Diseases (Ped.)	Regular Ministry Funded	1	1		2		2
		Non-Ministry Funded		1		1		1
		TOTAL	1	2		3		3
University of Ottawa	Infectious Diseases (Int.Med.)	Regular Ministry Funded	2	1		3		3
		Non-Ministry Funded					1	1
		TOTAL	2	1		3	1	4
	Infectious Diseases (Ped.)	Regular Ministry Funded		1		1		1
		Non-Ministry Funded						
		TOTAL		1		1		1
University of Toronto	Infectious Diseases (Int.Med.)	Regular Ministry Funded	4	5		9		9
		Non-Ministry Funded	1	1		2	6	8
		TOTAL	5	6		11	6	17
	Infectious Diseases (Ped.)	Regular Ministry Funded		1		1		1
		Non-Ministry Funded		1		1	9	10
		TOTAL		2		2	9	11
McMaster University	Infectious Diseases (Int.Med.)	Regular Ministry Funded	2	3		5		5
		Non-Ministry Funded					1	1
		TOTAL	2	3		5	1	6
University of Manitoba	Infectious Diseases (Int.Med.)	Regular Ministry Funded	1	2		3		3
		Non-Ministry Funded	1	1	1	3		3
		TOTAL	2	3	1	6		6
	Infectious Diseases (Ped.)	Regular Ministry Funded			1	1		1
		Non-Ministry Funded			2	2		2
		TOTAL			3	3		3
University of Alberta	Infectious Diseases (Int.Med.)	Regular Ministry Funded	2	1		3		3
		Non-Ministry Funded					1	1
		TOTAL	2	1		3	1	4
	Infectious Diseases (Ped.)	Regular Ministry Funded		1		1		1
		Non-Ministry Funded					1	1
		TOTAL		1		1	1	2
University of Calgary	Infectious Diseases (Int.Med.)	Regular Ministry Funded	3	2		5		5
		Non-Ministry Funded						
		TOTAL	3	2		5		5

(cont.)

Table 2
INFECTIOUS DISEASES
2013-14 Post-M.D. Trainees
(Regular Ministry Funded vs All Other Funding)
Faculty of Medicine Providing Post-M.D. Training
By
Rank

Faculty of Medicine Providing Post-M.D. Training			Residents				Fellows	Total
			PGY-4	PGY-5	PGY-6	Sub-Total	Fellow	
	Infectious Diseases (Ped.)	Regular Ministry Funded		2		2		2
		Non-Ministry Funded						
		TOTAL		2		2		2
University of British Columbia	Infectious Diseases (Int.Med.)	Regular Ministry Funded	3	1	2	6		6
		Non-Ministry Funded	1			1		1
		TOTAL	4	1	2	7		7
	Infectious Diseases (Ped.)	Regular Ministry Funded			1	1		1
		Non-Ministry Funded					2	2
		TOTAL			1	1	2	3
Total	Infectious Diseases (Int.Med.)	Regular Ministry Funded	19	16	3	38		38
		Non-Ministry Funded	3	2	1	6	10	16
		TOTAL	22	18	4	44	10	54
	Infectious Diseases (Ped.)	Regular Ministry Funded	1	7	2	10	1	11
		Non-Ministry Funded		2	2	4	14	18
		TOTAL	1	9	4	14	15	29
Grand Total			23	27	8	58	25	83

Table 1
MEDICAL ONCOLOGY
2013-14 Post-M.D. Trainees
(Canadian Citizens/Permanent Residents vs Visa Trainees)
Faculty of Medicine Providing Post-M.D. Training
By
Rank

Faculty of Medicine Providing Post-M.D. Training		Residents				Fellows	Total
		PGY-4	PGY-5	PGY-6	Sub-Total	Fellow	
Dalhousie University	CC/PR	1	2		3		3
	Visa Trainees						
	TOTAL	1	2		3		3
Université Laval	CC/PR	2	1	2	5		5
	Visa Trainees						
	TOTAL	2	1	2	5		5
Université de Sherbrooke	CC/PR	1		1	2		2
	Visa Trainees						
	TOTAL	1		1	2		2
Université de Montréal	CC/PR	1	1	7	9		9
	Visa Trainees						
	TOTAL	1	1	7	9		9
McGill University	CC/PR	3	1	2	6		6
	Visa Trainees	1	1	1	3		3
	TOTAL	4	2	3	9		9
University of Ottawa	CC/PR	2	2		4	3	7
	Visa Trainees		1		1	1	2
	TOTAL	2	3		5	4	9
Queen's University	CC/PR	1	3		4	1	5
	Visa Trainees					1	1
	TOTAL	1	3		4	2	6
University of Toronto	CC/PR	7	8		15	12	27
	Visa Trainees					30	30
	TOTAL	7	8		15	42	57
McMaster University	CC/PR	2	5		7	1	8
	Visa Trainees	3			3		3
	TOTAL	5	5		10	1	11
University of Western Ontario	CC/PR		1		1	2	3
	Visa Trainees						
	TOTAL		1		1	2	3
University of Manitoba	CC/PR	2			2		2
	Visa Trainees						
	TOTAL	2			2		2

(cont.)

**Table 1
MEDICAL ONCOLOGY
2013-14 Post-M.D. Trainees
(Canadian Citizens/Permanent Residents vs Visa Trainees)
Faculty of Medicine Providing Post-M.D. Training
By
Rank**

Faculty of Medicine Providing Post-M.D. Training		Residents				Fellows	Total
		PGY-4	PGY-5	PGY-6	Sub-Total	Fellow	
University of Alberta	CC/PR	3	3		6	1	7
	Visa Trainees						
	TOTAL	3	3		6	1	7
University of Calgary	CC/PR	5	3		8	2	10
	Visa Trainees					2	2
	TOTAL	5	3		8	4	12
University of British Columbia	CC/PR	5	4	1	10	3	13
	Visa Trainees					14	14
	TOTAL	5	4	1	10	17	27
Grand Total	CC/PR	35	34	13	82	25	107
	Visa Trainees	4	2	1	7	48	55
	TOTAL	39	36	14	89	73	162

Table 2
MEDICAL ONCOLOGY
2013-14 Post-M.D. Trainees
(Regular Ministry Funded vs All Other Funding)
Faculty of Medicine Providing Post-M.D. Training
By Rank

Faculty of Medicine Providing Post-M.D. Training		Residents				Fellows	Total
		PGY-4	PGY-5	PGY-6	Sub-Total	Fellow	
Dalhousie University	Regular Ministry Funded	1	2		3		3
	Non-Ministry Funded						
	TOTAL	1	2		3		3
Université Laval	Regular Ministry Funded	2	1	2	5		5
	Non-Ministry Funded						
	TOTAL	2	1	2	5		5
Université de Sherbrooke	Regular Ministry Funded	1		1	2		2
	Non-Ministry Funded						
	TOTAL	1		1	2		2
Université de Montréal	Regular Ministry Funded	1	1	7	9		9
	Non-Ministry Funded						
	TOTAL	1	1	7	9		9
McGill University	Regular Ministry Funded	3	1	2	6		6
	Non-Ministry Funded	1	1	1	3		3
	TOTAL	4	2	3	9		9
University of Ottawa	Regular Ministry Funded	2	2		4		4
	Non-Ministry Funded		1		1	4	5
	TOTAL	2	3		5	4	9
Queen's University	Regular Ministry Funded	1	3		4		4
	Non-Ministry Funded					2	2
	TOTAL	1	3		4	2	6
University of Toronto	Regular Ministry Funded	7	7		14		14
	Non-Ministry Funded		1		1	42	43
	TOTAL	7	8		15	42	57
McMaster University	Regular Ministry Funded	2	5		7		7
	Non-Ministry Funded	3			3	1	4
	TOTAL	5	5		10	1	11
University of Western Ontario	Regular Ministry Funded		1		1		1
	Non-Ministry Funded					2	2
	TOTAL		1		1	2	3
University of Manitoba	Regular Ministry Funded	2			2		2
	Non-Ministry Funded						
	TOTAL	2			2		2
University of Alberta	Regular Ministry Funded	3	3		6		6
	Non-Ministry Funded					1	1
	TOTAL	3	3		6	1	7

(cont.)

Table 2
MEDICAL ONCOLOGY
2013-14 Post-M.D. Trainees
(Regular Ministry Funded vs All Other Funding)
Faculty of Medicine Providing Post-M.D. Training
By
Rank

Faculty of Medicine Providing Post-M.D. Training		Residents				Fellows	Total
		PGY-4	PGY-5	PGY-6	Sub-Total	Fellow	
University of Calgary	Regular Ministry Funded	5	3		8		8
	Non-Ministry Funded					4	4
	TOTAL	5	3		8	4	12
University of British Columbia	Regular Ministry Funded	4	4	1	9		9
	Non-Ministry Funded	1			1	17	18
	TOTAL	5	4	1	10	17	27
Grand Total	Regular Ministry Funded	34	33	13	80		80
	Non-Ministry Funded	5	3	1	9	73	82
	TOTAL	39	36	14	89	73	162

Table 1
NEONATAL-PERINATAL MEDICINE
2013-14 Post-M.D. Trainees
(Canadian Citizens/Permanent Residents vs Visa Trainees)
Faculty of Medicine Providing Post-M.D. Training
By
Rank

Faculty of Medicine Providing Post-M.D. Training		Residents					Fellows	Total
		PGY-4	PGY-5	PGY-6	PGY-7	Sub-Total	Fellow	
Dalhousie University	CC/PR							
	Visa Trainees		1			1		1
	TOTAL		1			1		1
Université Laval	CC/PR	4	1			5		5
	Visa Trainees							
	TOTAL	4	1			5		5
Université de Montréal	CC/PR	2	1			3	2	5
	Visa Trainees						1	1
	TOTAL	2	1			3	3	6
McGill University	CC/PR	2				2		2
	Visa Trainees							
	TOTAL	2				2		2
University of Ottawa	CC/PR	2	1			3	4	7
	Visa Trainees						3	3
	TOTAL	2	1			3	7	10
University of Toronto	CC/PR	2	6			8	11	19
	Visa Trainees		1			1	24	25
	TOTAL	2	7			9	35	44
McMaster University	CC/PR	1				1	1	2
	Visa Trainees						13	13
	TOTAL	1				1	14	15
University of Western Ontario	CC/PR		2	1		3	1	4
	Visa Trainees						4	4
	TOTAL		2	1		3	5	8
University of Manitoba	CC/PR		1	2		3		3
	Visa Trainees	4	2	3		9		9
	TOTAL	4	3	5		12		12
University of Alberta	CC/PR		1	1	1	3	4	7
	Visa Trainees						3	3
	TOTAL		1	1	1	3	7	10
University of Calgary	CC/PR						2	2
	Visa Trainees		1	4		5	5	10
	TOTAL		1	4		5	7	12
University of British Columbia	CC/PR							
	Visa Trainees						9	9
	TOTAL						9	9
Grand Total	CC/PR	13	13	4	1	31	25	56
	Visa Trainees	4	5	7		16	62	78
	TOTAL	17	18	11	1	47	87	134

Table 2
NEONATAL-PERINATAL MEDICINE
2013-14 Post-M.D. Trainees
(Regular Ministry Funded vs All Other Funding)
Faculty of Medicine Providing Post-M.D. Training
By
Rank

Faculty of Medicine Providing Post-M.D. Training		Residents					Fellows	Total
		PGY-4	PGY-5	PGY-6	PGY-7	Sub-Total	Fellow	
Dalhousie University	Regular Ministry Funded							
	Non-Ministry Funded		1			1		1
	TOTAL		1			1		1
Université Laval	Regular Ministry Funded	4	1			5		5
	Non-Ministry Funded							
	TOTAL	4	1			5		5
Université de Montréal	Regular Ministry Funded	2	1			3		3
	Non-Ministry Funded						3	3
	TOTAL	2	1			3	3	6
McGill University	Regular Ministry Funded	2				2		2
	Non-Ministry Funded							
	TOTAL	2				2		2
University of Ottawa	Regular Ministry Funded	2	1			3		3
	Non-Ministry Funded						7	7
	TOTAL	2	1			3	7	10
University of Toronto	Regular Ministry Funded	2	2			4		4
	Non-Ministry Funded		5			5	35	40
	TOTAL	2	7			9	35	44
McMaster University	Regular Ministry Funded	1				1		1
	Non-Ministry Funded						14	14
	TOTAL	1				1	14	15
University of Western Ontario	Regular Ministry Funded		1	1		2		2
	Non-Ministry Funded		1			1	5	6
	TOTAL		2	1		3	5	8
University of Manitoba	Regular Ministry Funded			2		2		2
	Non-Ministry Funded	4	3	3		10		10
	TOTAL	4	3	5		12		12
University of Alberta	Regular Ministry Funded		1	1		2		2
	Non-Ministry Funded				1	1	7	8
	TOTAL		1	1	1	3	7	10
University of Calgary	Regular Ministry Funded							
	Non-Ministry Funded		1	4		5	7	12
	TOTAL		1	4		5	7	12
University of British Columbia	Regular Ministry Funded							
	Non-Ministry Funded						9	9
	TOTAL						9	9
Grand Total	Regular Ministry Funded	13	7	4		24		24
	Non-Ministry Funded	4	11	7	1	23	87	110
	TOTAL	17	18	11	1	47	87	134

Table 1
NEPHROLOGY
2013-14 Post-M.D. Trainees
(Canadian Citizens/Permanent Residents vs Visa Trainees)
Faculty of Medicine Providing Post-M.D. Training
By
Rank

Faculty of Medicine Providing Post-M.D. Training			Residents				Fellows	Total
			PGY-4	PGY-5	PGY-6	Sub-Total	Fellow	
Memorial University	Nephrology (Int.Med.)	CC/PR	1			1		1
		Visa Trainees						
		TOTAL	1			1		1
Dalhousie University	Nephrology (Int.Med.)	CC/PR						
		Visa Trainees		1		1		1
		TOTAL		1		1		1
Université de Sherbrooke	Nephrology (Int.Med.)	CC/PR		1		1		1
		Visa Trainees						
		TOTAL		1		1		1
Université de Montréal	Nephrology (Int.Med.)	CC/PR	5	3		8		8
		Visa Trainees						
		TOTAL	5	3		8		8
McGill University	Nephrology (Int.Med.)	CC/PR	1			1		1
		Visa Trainees	1	2		3	1	4
		TOTAL	2	2		4	1	5
	Nephrology (Ped.)	CC/PR	1			1		1
		Visa Trainees		2		2		2
		TOTAL	1	2		3		3
University of Ottawa	Nephrology (Int.Med.)	CC/PR		1	1	2	2	4
		Visa Trainees					6	6
		TOTAL		1	1	2	8	10
	Nephrology (Ped.)	CC/PR						
		Visa Trainees					2	2
		TOTAL					2	2
Queen's University	Nephrology (Int.Med.)	CC/PR		1		1		1
		Visa Trainees					1	1
		TOTAL		1		1	1	2
University of Toronto	Nephrology (Int.Med.)	CC/PR	3	7	1	11	5	16
		Visa Trainees		2		2	19	21
		TOTAL	3	9	1	13	24	37
	Nephrology (Ped.)	CC/PR						
		Visa Trainees					10	10
		TOTAL					10	10
McMaster University	Nephrology (Int.Med.)	CC/PR		1		1	1	2
		Visa Trainees					2	2
		TOTAL		1		1	3	4
University of Western Ontario	Nephrology (Int.Med.)	CC/PR	2	6		8	1	9
		Visa Trainees	1	2		3	5	8
		TOTAL	3	8		11	6	17

(cont.)

Table 1
NEPHROLOGY
2013-14 Post-M.D. Trainees
(Canadian Citizens/Permanent Residents vs Visa Trainees)
Faculty of Medicine Providing Post-M.D. Training
By
Rank

Faculty of Medicine Providing Post-M.D. Training			Residents				Fellows	Total
			PGY-4	PGY-5	PGY-6	Sub-Total	Fellow	
University of Manitoba	Nephrology (Int.Med.)	CC/PR	2	2	1	5		5
		Visa Trainees						
		TOTAL	2	2	1	5		5
University of Saskatchewan	Nephrology (Int.Med.)	CC/PR		1		1		1
		Visa Trainees						
		TOTAL		1		1		1
University of Alberta	Nephrology (Int.Med.)	CC/PR					1	1
		Visa Trainees					2	2
		TOTAL					3	3
	Nephrology (Ped.)	CC/PR					1	1
		Visa Trainees					1	1
		TOTAL					1	1
University of Calgary	Nephrology (Int.Med.)	CC/PR	2	3		5		5
		Visa Trainees						
		TOTAL	2	3		5		5
	Nephrology (Ped.)	CC/PR					1	1
		Visa Trainees					2	2
		TOTAL					3	3
University of British Columbia	Nephrology (Int.Med.)	CC/PR	3	2	1	6		6
		Visa Trainees					5	5
		TOTAL	3	2	1	6	5	11
	Nephrology (Ped.)	CC/PR		1		1	1	2
		Visa Trainees					3	3
		TOTAL		1		1	4	5
Total	Nephrology (Int.Med.)	CC/PR	19	28	4	51	10	61
		Visa Trainees	2	7		9	41	50
		TOTAL	21	35	4	60	51	111
	Nephrology (Ped.)	CC/PR	1	1		2	2	4
		Visa Trainees		2		2	18	20
		TOTAL	1	3		4	20	24
Grand Total			22	38	4	64	71	135

Table 2
NEPHROLOGY
2013-14 Post-M.D. Trainees
(Regular Ministry Funded vs All Other Funding)
Faculty of Medicine Providing Post-M.D. Training
By
Rank

Faculty of Medicine Providing Post-M.D. Training			Residents				Fellows	Total
			PGY-4	PGY-5	PGY-6	Sub-Total	Fellow	
Memorial University	Nephrology (Int.Med.)	Regular Ministry Funded	1			1		1
		Non-Ministry Funded						
		TOTAL	1			1		1
Dalhousie University	Nephrology (Int.Med.)	Regular Ministry Funded						
		Non-Ministry Funded		1		1		1
		TOTAL		1		1		1
Université de Sherbrooke	Nephrology (Int.Med.)	Regular Ministry Funded		1		1		1
		Non-Ministry Funded						
		TOTAL		1		1		1
Université de Montréal	Nephrology (Int.Med.)	Regular Ministry Funded	5	3		8		8
		Non-Ministry Funded						
		TOTAL	5	3		8		8
McGill University	Nephrology (Int.Med.)	Regular Ministry Funded	1			1		1
		Non-Ministry Funded	1	2		3	1	4
		TOTAL	2	2		4	1	5
	Nephrology (Ped.)	Regular Ministry Funded	1			1		1
		Non-Ministry Funded		2		2		2
		TOTAL	1	2		3		3
University of Ottawa	Nephrology (Int.Med.)	Regular Ministry Funded		1	1	2		2
		Non-Ministry Funded					8	8
		TOTAL		1	1	2	8	10
	Nephrology (Ped.)	Regular Ministry Funded						
		Non-Ministry Funded					2	2
		TOTAL					2	2
Queen's University	Nephrology (Int.Med.)	Regular Ministry Funded		1		1		1
		Non-Ministry Funded					1	1
		TOTAL		1		1	1	2
University of Toronto	Nephrology (Int.Med.)	Regular Ministry Funded	3	5		8		8
		Non-Ministry Funded		4	1	5	24	29
		TOTAL	3	9	1	13	24	37
	Nephrology (Ped.)	Regular Ministry Funded						
		Non-Ministry Funded					10	10
		TOTAL					10	10
McMaster University	Nephrology (Int.Med.)	Regular Ministry Funded		1		1		1
		Non-Ministry Funded					3	3
		TOTAL		1		1	3	4
University of Western Ontario	Nephrology (Int.Med.)	Regular Ministry Funded	2	5		7		7
		Non-Ministry Funded	1	3		4	6	10
		TOTAL	3	8		11	6	17
University of Manitoba	Nephrology (Int.Med.)	Regular Ministry Funded	2	2		4		4
		Non-Ministry Funded			1	1		1
		TOTAL	2	2	1	5		5

(cont.)

Table 2
NEPHROLOGY
2013-14 Post-M.D. Trainees
(Regular Ministry Funded vs All Other Funding)
Faculty of Medicine Providing Post-M.D. Training
By
Rank

Faculty of Medicine Providing Post-M.D. Training			Residents				Fellows	Total
			PGY-4	PGY-5	PGY-6	Sub-Total	Fellow	
University of Saskatchewan	Nephrology (Int.Med.)	Regular Ministry Funded		1		1		1
		Non-Ministry Funded						
		TOTAL		1		1		1
University of Alberta	Nephrology (Int.Med.)	Regular Ministry Funded						
		Non-Ministry Funded					3	3
		TOTAL					3	3
	Nephrology (Ped.)	Regular Ministry Funded						
		Non-Ministry Funded					1	1
		TOTAL					1	1
University of Calgary	Nephrology (Int.Med.)	Regular Ministry Funded	2	3		5		5
		Non-Ministry Funded						
		TOTAL	2	3		5		5
	Nephrology (Ped.)	Regular Ministry Funded						
		Non-Ministry Funded					3	3
		TOTAL					3	3
University of British Columbia	Nephrology (Int.Med.)	Regular Ministry Funded	3	1	1	5		5
		Non-Ministry Funded		1		1	5	6
		TOTAL	3	2	1	6	5	11
	Nephrology (Ped.)	Regular Ministry Funded		1		1		1
		Non-Ministry Funded					4	4
		TOTAL		1		1	4	5
Total	Nephrology (Int.Med.)	Regular Ministry Funded	19	24	2	45		45
		Non-Ministry Funded	2	11	2	15	51	66
		TOTAL	21	35	4	60	51	111
	Nephrology (Ped.)	Regular Ministry Funded	1	1		2		2
		Non-Ministry Funded		2		2	20	22
		TOTAL	1	3		4	20	24
Grand Total			22	38	4	64	71	135

**Table 1
 OCCUPATIONAL MEDICINE
 2013-14 Post-M.D. Trainees
 (Canadian Citizens/Permanent Residents vs Visa Trainees)
 Faculty of Medicine Providing Post-M.D. Training
 By
 Rank**

Faculty of Medicine Providing Post-M.D. Training		Residents		Total
		PGY-4	PGY-6	
Université de Montréal	CC/PR		1	1
	Visa Trainees			
	TOTAL		1	1
University of Toronto	CC/PR		1	1
	Visa Trainees			
	TOTAL		1	1
University of Alberta	CC/PR	1		1
	Visa Trainees			
	TOTAL	1		1
Grand Total	CC/PR	1	2	3
	Visa Trainees			
	TOTAL	1	2	3

Table 2
OCCUPATIONAL MEDICINE
2013-14 Post-M.D. Trainees
(Regular Ministry Funded vs All Other Funding)
Faculty of Medicine Providing Post-M.D. Training
By
Rank

Faculty of Medicine Providing Post-M.D. Training		Residents		Total
		PGY-4	PGY-6	
Université de Montréal	Regular Ministry Funded		1	1
	Non-Ministry Funded			
	TOTAL		1	1
University of Toronto	Regular Ministry Funded		1	1
	Non-Ministry Funded			
	TOTAL		1	1
University of Alberta	Regular Ministry Funded	1		1
	Non-Ministry Funded			
	TOTAL	1		1
Grand Total	Regular Ministry Funded	1	2	3
	Non-Ministry Funded			
	TOTAL	1	2	3

Table 1
RESPIROLOGY
2013-14 Post-M.D. Trainees
(Canadian Citizens/Permanent Residents vs Visa Trainees)
Faculty of Medicine Providing Post-M.D. Training
By
Rank

Faculty of Medicine Providing Post-M.D. Training			Residents					Fellows	Total
			PGY-4	PGY-5	PGY-6	PGY-7	Sub-Total	Fellow	
Dalhousie University	Respirology (Int.Med.)	CC/PR						1	1
		Visa Trainees							
		TOTAL						1	1
Université Laval	Respirology (Int.Med.)	CC/PR	2	4			6		6
		Visa Trainees						1	1
		TOTAL	2	4			6	1	7
Université de Sherbrooke	Respirology (Int.Med.)	CC/PR	3	2			5		5
		Visa Trainees							
		TOTAL	3	2			5		5
Université de Montréal	Respirology (Int.Med.)	CC/PR	4	4			8	1	9
		Visa Trainees							
		TOTAL	4	4			8	1	9
McGill University	Respirology (Int.Med.)	CC/PR	3	4	1		8		8
		Visa Trainees			2		2	2	4
		TOTAL	3	4	3		10	2	12
	Respirology (Ped.)	CC/PR							
		Visa Trainees	1				1	2	3
		TOTAL	1				1	2	3
University of Ottawa	Respirology (Int.Med.)	CC/PR	2	3		1	6	3	9
		Visa Trainees							
		TOTAL	2	3		1	6	3	9
Queen's University	Respirology (Int.Med.)	CC/PR	2	1			3	2	5
		Visa Trainees						4	4
		TOTAL	2	1			3	6	9
University of Toronto	Respirology (Int.Med.)	CC/PR	6	7			13	10	23
		Visa Trainees	1				1	9	10
		TOTAL	7	7			14	19	33
	Respirology (Ped.)	CC/PR	2	4			6	1	7
		Visa Trainees	1	1			2	1	3
		TOTAL	3	5			8	2	10
McMaster University	Respirology (Int.Med.)	CC/PR	3	3			6	2	8
		Visa Trainees						3	3
		TOTAL	3	3			6	5	11
University of Western Ontario	Respirology (Int.Med.)	CC/PR	2	2			4	1	5
		Visa Trainees						2	2
		TOTAL	2	2			4	3	7
University of Manitoba	Respirology (Int.Med.)	CC/PR	1				1		1
		Visa Trainees	2	1			3		3
		TOTAL	3	1			4		4
	Respirology (Ped.)	CC/PR							
		Visa Trainees			1		1		1
		TOTAL			1		1		1

(cont.)

Table 1
RESPIROLOGY
2013-14 Post-M.D. Trainees
(Canadian Citizens/Permanent Residents vs Visa Trainees)
Faculty of Medicine Providing Post-M.D. Training
By
Rank

Faculty of Medicine Providing Post-M.D. Training			Residents					Fellows	Total
			PGY-4	PGY-5	PGY-6	PGY-7	Sub-Total	Fellow	
University of Saskatchewan	Respirology (Int.Med.)	CC/PR	1	3			4		4
		Visa Trainees							
		TOTAL	1	3			4		4
University of Alberta	Respirology (Int.Med.)	CC/PR	2	4			6		6
		Visa Trainees							
		TOTAL	2	4			6		6
	Respirology (Ped.)	CC/PR			1		1		1
		Visa Trainees						1	1
		TOTAL			1		1	1	2
University of Calgary	Respirology (Int.Med.)	CC/PR	3	4			7	2	9
		Visa Trainees							
		TOTAL	3	4			7	2	9
	Respirology (Ped.)	CC/PR		1			1	1	2
		Visa Trainees						1	1
		TOTAL		1			1	2	3
University of British Columbia	Respirology (Int.Med.)	CC/PR	3	4			7	2	9
		Visa Trainees							
		TOTAL	3	4			7	2	9
	Respirology (Ped.)	CC/PR							
		Visa Trainees						3	3
		TOTAL						3	3
Total	Respirology (Int.Med.)	CC/PR	37	45	1	1	84	24	108
		Visa Trainees	3	1	2		6	21	27
		TOTAL	40	46	3	1	90	45	135
	Respirology (Ped.)	CC/PR	2	5	1		8	2	10
		Visa Trainees	2	1	1		4	8	12
		TOTAL	4	6	2		12	10	22
Grand Total			44	52	5	1	102	55	157

Table 2
RESPIROLOGY
2013-14 Post-M.D. Trainees
(Regular Ministry Funded vs All Other Funding)
Faculty of Medicine Providing Post-M.D. Training
By Rank

Faculty of Medicine Providing Post-M.D. Training			Residents					Fellows	Total
			PGY-4	PGY-5	PGY-6	PGY-7	Sub-Total	Fellow	
Dalhousie University	Respirology (Int.Med.)	Regular Ministry Funded							
		Non-Ministry Funded						1	1
		TOTAL						1	1
Université Laval	Respirology (Int.Med.)	Regular Ministry Funded	2	4			6		6
		Non-Ministry Funded						1	1
		TOTAL	2	4			6	1	7
Université de Sherbrooke	Respirology (Int.Med.)	Regular Ministry Funded	3	2			5		5
		Non-Ministry Funded							
		TOTAL	3	2			5		5
Université de Montréal	Respirology (Int.Med.)	Regular Ministry Funded	4	4			8	1	9
		Non-Ministry Funded							
		TOTAL	4	4			8	1	9
McGill University	Respirology (Int.Med.)	Regular Ministry Funded	3	4	1		8		8
		Non-Ministry Funded			2		2	2	4
		TOTAL	3	4	3		10	2	12
	Respirology (Ped.)	Regular Ministry Funded							
		Non-Ministry Funded	1				1	2	3
		TOTAL	1				1	2	3
University of Ottawa	Respirology (Int.Med.)	Regular Ministry Funded	2	3		1	6		6
		Non-Ministry Funded						3	3
		TOTAL	2	3		1	6	3	9
Queen's University	Respirology (Int.Med.)	Regular Ministry Funded	2	1			3		3
		Non-Ministry Funded						6	6
		TOTAL	2	1			3	6	9
University of Toronto	Respirology (Int.Med.)	Regular Ministry Funded	6	5			11		11
		Non-Ministry Funded	1	2			3	19	22
		TOTAL	7	7			14	19	33
	Respirology (Ped.)	Regular Ministry Funded	2	4			6		6
		Non-Ministry Funded	1	1			2	2	4
		TOTAL	3	5			8	2	10
McMaster University	Respirology (Int.Med.)	Regular Ministry Funded	3	3			6		6
		Non-Ministry Funded						5	5
		TOTAL	3	3			6	5	11
University of Western Ontario	Respirology (Int.Med.)	Regular Ministry Funded	2	2			4		4
		Non-Ministry Funded						3	3
		TOTAL	2	2			4	3	7
University of Manitoba	Respirology (Int.Med.)	Regular Ministry Funded	1				1		1
		Non-Ministry Funded	2	1			3		3
		TOTAL	3	1			4		4
	Respirology (Ped.)	Regular Ministry Funded							
		Non-Ministry Funded			1		1		1
		TOTAL			1		1		1
University of Saskatchewan	Respirology (Int.Med.)	Regular Ministry Funded	1	3			4		4
		Non-Ministry Funded							
		TOTAL	1	3			4		4

(cont.)

Table 2
RESPIROLOGY
2013-14 Post-M.D. Trainees
(Regular Ministry Funded vs All Other Funding)
Faculty of Medicine Providing Post-M.D. Training
By
Rank

Faculty of Medicine Providing Post-M.D. Training			Residents					Fellows	Total
			PGY-4	PGY-5	PGY-6	PGY-7	Sub-Total	Fellow	
University of Alberta	Respirology (Int.Med.)	Regular Ministry Funded	2	4			6		6
		Non-Ministry Funded							
		TOTAL	2	4			6		6
	Respirology (Ped.)	Regular Ministry Funded			1		1		1
		Non-Ministry Funded						1	1
		TOTAL			1		1	1	2
University of Calgary	Respirology (Int.Med.)	Regular Ministry Funded	3	4			7		7
		Non-Ministry Funded						2	2
		TOTAL	3	4			7	2	9
	Respirology (Ped.)	Regular Ministry Funded		1			1		1
		Non-Ministry Funded						2	2
		TOTAL		1			1	2	3
University of British Columbia	Respirology (Int.Med.)	Regular Ministry Funded	3	4			7		7
		Non-Ministry Funded						2	2
		TOTAL	3	4			7	2	9
	Respirology (Ped.)	Regular Ministry Funded							
		Non-Ministry Funded						3	3
		TOTAL						3	3
Total	Respirology (Int.Med.)	Regular Ministry Funded	37	43	1	1	82	1	83
		Non-Ministry Funded	3	3	2		8	44	52
		TOTAL	40	46	3	1	90	45	135
	Respirology (Ped.)	Regular Ministry Funded	2	5	1		8		8
		Non-Ministry Funded	2	1	1		4	10	14
		TOTAL	4	6	2		12	10	22
Grand Total			44	52	5	1	102	55	157

Table 1
RHEUMATOLOGY
2013-14 Post-M.D. Trainees
(Canadian Citizens/Permanent Residents vs Visa Trainees)
Faculty of Medicine Providing Post-M.D. Training
By
Rank

Faculty of Medicine Providing Post-M.D. Training			Residents					Fellows	Total
			PGY-4	PGY-5	PGY-6	PGY-7	Sub-Total	Fellow	
Dalhousie University	Rheumatology (Int.Med.)	CC/PR	1	1			2		2
		Visa Trainees							
		TOTAL	1	1			2		2
Université Laval	Rheumatology (Int.Med.)	CC/PR	1	1			2		2
		Visa Trainees							
		TOTAL	1	1			2		2
Université de Sherbrooke	Rheumatology (Int.Med.)	CC/PR		2			2		2
		Visa Trainees							
		TOTAL		2			2		2
Université de Montréal	Rheumatology (Int.Med.)	CC/PR	1	3			4	1	5
		Visa Trainees							
		TOTAL	1	3			4	1	5
McGill University	Rheumatology (Int.Med.)	CC/PR	1	2			3		3
		Visa Trainees		1			1		1
		TOTAL	1	3			4		4
	Rheumatology (Ped.)	CC/PR		1			1		1
		Visa Trainees							
		TOTAL		1			1		1
University of Ottawa	Rheumatology (Int.Med.)	CC/PR	1	2		1	4		4
		Visa Trainees	1				1		1
		TOTAL	2	2		1	5		5
Queen's University	Rheumatology (Int.Med.)	CC/PR						3	3
		Visa Trainees							
		TOTAL						3	3
University of Toronto	Rheumatology (Int.Med.)	CC/PR	4	4			8	4	12
		Visa Trainees						12	12
		TOTAL	4	4			8	16	24
	Rheumatology (Ped.)	CC/PR		4			4	2	6
		Visa Trainees						3	3
		TOTAL		4			4	5	9
McMaster University	Rheumatology (Int.Med.)	CC/PR	3	3	1		7	1	8
		Visa Trainees							
		TOTAL	3	3	1		7	1	8
University of Western Ontario	Rheumatology (Int.Med.)	CC/PR	3	1			4		4
		Visa Trainees						1	1
		TOTAL	3	1			4	1	5
University of Manitoba	Rheumatology (Int.Med.)	CC/PR	1				1		1
		Visa Trainees							
		TOTAL	1				1		1
University of Saskatchewan	Rheumatology (Int.Med.)	CC/PR	2				2		2
		Visa Trainees							
		TOTAL	2				2		2

(cont.)

Table 1
RHEUMATOLOGY
2013-14 Post-M.D. Trainees
(Canadian Citizens/Permanent Residents vs Visa Trainees)
Faculty of Medicine Providing Post-M.D. Training
By
Rank

Faculty of Medicine Providing Post-M.D. Training			Residents					Fellows	Total
			PGY-4	PGY-5	PGY-6	PGY-7	Sub-Total	Fellow	
University of Alberta	Rheumatology (Int.Med.)	CC/PR	3	1			4		4
		Visa Trainees							
		TOTAL	3	1			4		4
University of Calgary	Rheumatology (Int.Med.)	CC/PR	1				1		1
		Visa Trainees							
		TOTAL	1				1		1
University of British Columbia	Rheumatology (Int.Med.)	CC/PR	3	4			7		7
		Visa Trainees	1				1		1
		TOTAL	4	4			8		8
	Rheumatology (Ped.)	CC/PR							
		Visa Trainees						2	2
		TOTAL						2	2
Total	Rheumatology (Int.Med.)	CC/PR	25	24	1	1	51	6	57
		Visa Trainees	2	1			3	16	19
		TOTAL	27	25	1	1	54	22	76
	Rheumatology (Ped.)	CC/PR		5			5	2	7
		Visa Trainees						5	5
		TOTAL		5			5	7	12
Grand Total			27	30	1	1	59	29	88

Table 2
RHEUMATOLOGY
2013-14 Post-M.D. Trainees
(Regular Ministry Funded vs All Other Funding)
Faculty of Medicine Providing Post-M.D. Training
By
Rank

Faculty of Medicine Providing Post-M.D. Training			Residents					Fellows	Total
			PGY-4	PGY-5	PGY-6	PGY-7	Sub-Total	Fellow	
Dalhousie University	Rheumatology (Int.Med.)	Regular Ministry Funded	1	1			2		2
		Non-Ministry Funded							
		TOTAL	1	1			2		2
Université Laval	Rheumatology (Int.Med.)	Regular Ministry Funded	1	1			2		2
		Non-Ministry Funded							
		TOTAL	1	1			2		2
Université de Sherbrooke	Rheumatology (Int.Med.)	Regular Ministry Funded		2			2		2
		Non-Ministry Funded							
		TOTAL		2			2		2
Université de Montréal	Rheumatology (Int.Med.)	Regular Ministry Funded	1	3			4		4
		Non-Ministry Funded						1	1
		TOTAL	1	3			4	1	5
McGill University	Rheumatology (Int.Med.)	Regular Ministry Funded	1	2			3		3
		Non-Ministry Funded		1			1		1
		TOTAL	1	3			4		4
	Rheumatology (Ped.)	Regular Ministry Funded		1			1		1
		TOTAL		1			1		1
University of Ottawa	Rheumatology (Int.Med.)	Regular Ministry Funded		2		1	3		3
		Non-Ministry Funded	2				2		2
		TOTAL	2	2		1	5		5
Queen's University	Rheumatology (Int.Med.)	Regular Ministry Funded						3	3
		Non-Ministry Funded						3	3
		TOTAL						3	3
University of Toronto	Rheumatology (Int.Med.)	Regular Ministry Funded	4	3			7		7
		Non-Ministry Funded		1			1	16	17
		TOTAL	4	4			8	16	24
	Rheumatology (Ped.)	Regular Ministry Funded		4			4		4
		TOTAL		4			4	5	9
McMaster University	Rheumatology (Int.Med.)	Regular Ministry Funded	3	3	1		7		7
		Non-Ministry Funded						1	1
		TOTAL	3	3	1		7	1	8
University of Western Ontario	Rheumatology (Int.Med.)	Regular Ministry Funded	3	1			4		4
		Non-Ministry Funded						1	1
		TOTAL	3	1			4	1	5
University of Manitoba	Rheumatology (Int.Med.)	Regular Ministry Funded	1				1		1
		Non-Ministry Funded							
		TOTAL	1				1		1
University of Saskatchewan	Rheumatology (Int.Med.)	Regular Ministry Funded	2				2		2
		Non-Ministry Funded							
		TOTAL	2				2		2
University of Alberta	Rheumatology (Int.Med.)	Regular Ministry Funded	3	1			4		4
		Non-Ministry Funded							
		TOTAL	3	1			4		4
University of Calgary	Rheumatology (Int.Med.)	Regular Ministry Funded	1				1		1
		Non-Ministry Funded							
		TOTAL	1				1		1

(cont.)

Table 2
RHEUMATOLOGY
2013-14 Post-M.D. Trainees
(Regular Ministry Funded vs All Other Funding)
Faculty of Medicine Providing Post-M.D. Training
By
Rank

Faculty of Medicine Providing Post-M.D. Training			Residents					Fellows	Total
			PGY-4	PGY-5	PGY-6	PGY-7	Sub-Total	Fellow	
University of British Columbia	Rheumatology (Int.Med.)	Regular Ministry Funded	3	4			7		7
		Non-Ministry Funded	1				1		1
		TOTAL	4	4			8		8
	Rheumatology (Ped.)	Regular Ministry Funded							
		Non-Ministry Funded						2	2
		TOTAL						2	2
Total	Rheumatology (Int.Med.)	Regular Ministry Funded	24	23	1	1	49		49
		Non-Ministry Funded	3	2			5	22	27
		TOTAL	27	25	1	1	54	22	76
	Rheumatology (Ped.)	Regular Ministry Funded		5			5		5
		Non-Ministry Funded						7	7
		TOTAL		5			5	7	12
Grand Total			27	30	1	1	59	29	88

Table 1
TRANSFUSION MEDICINE
2013-14 Post-M.D. Trainees
(Canadian Citizens/Permanent Residents vs Visa Trainees)
Faculty of Medicine Providing Post-M.D. Training
By
Rank

Faculty of Medicine Providing Post-M.D. Training			Residents			Fellows	Total
			PGY-6	PGY-7	Sub-Total	Fellow	
Dalhousie University	Transfusion Med. (Hem.Path.)	CC/PR					
		Visa Trainees				1	1
		TOTAL				1	1
University of Toronto	Transfusion Med. (Int.Med.)	CC/PR		1	1		1
		Visa Trainees					
		TOTAL		1	1		1
McMaster University	Transfusion Med. (Int.Med.)	CC/PR				1	1
		Visa Trainees				1	1
		TOTAL				2	2
University of British Columbia	Transfusion Med. (Hem.Path.)	CC/PR					
		Visa Trainees	1		1		1
		TOTAL	1		1		1
Total	Transfusion Med. (Int.Med.)	CC/PR		1	1	1	2
		Visa Trainees				1	1
		TOTAL		1	1	2	3
	Transfusion Med. (Hem.Path.)	CC/PR					
		Visa Trainees	1		1	1	2
		TOTAL	1		1	1	2
Grand Total			1	1	2	3	5

Table 2
TRANSFUSION MEDICINE
2013-14 Post-M.D. Trainees
(Regular Ministry Funded vs All Other Funding)
Faculty of Medicine Providing Post-M.D. Training
By
Rank

Faculty of Medicine Providing Post-M.D. Training			Residents			Fellows	Total
			PGY-6	PGY-7	Sub-Total	Fellow	
Dalhousie University	Transfusion Med. (Hem.Path.)	Regular Ministry Funded					
		Non-Ministry Funded				1	1
		TOTAL				1	1
University of Toronto	Transfusion Med. (Int.Med.)	Regular Ministry Funded		1	1		1
		Non-Ministry Funded					
		TOTAL		1	1		1
McMaster University	Transfusion Med. (Int.Med.)	Regular Ministry Funded					
		Non-Ministry Funded				2	2
		TOTAL				2	2
University of British Columbia	Transfusion Med. (Hem.Path.)	Regular Ministry Funded					
		Non-Ministry Funded	1		1		1
		TOTAL	1		1		1
Grand Total	Transfusion Med. (Int.Med.)	Regular Ministry Funded		1	1		1
		Non-Ministry Funded				2	2
		TOTAL		1	1	2	3
	Transfusion Med. (Hem.Path.)	Regular Ministry Funded					
		Non-Ministry Funded	1		1	1	2
		TOTAL	1		1	1	2
Total			1	1	2	3	5

Table 1
CHILD AND ADOLESCENT PSYCHIATRY
2013-14 Post-M.D. Trainees
(Canadian Citizens/Permanent Residents vs Visa Trainees)
Faculty of Medicine Providing Post-M.D. Training
By
Rank

Faculty of Medicine Providing Post-M.D. Training		Residents		Total
		PGY-5	PGY-6	
Université Laval	CC/PR	1		1
	Visa Trainees			
	TOTAL	1		1
University of Ottawa	CC/PR		1	1
	Visa Trainees			
	TOTAL		1	1
University of Toronto	CC/PR	4	1	5
	Visa Trainees			
	TOTAL	4	1	5
University of Western Ontario	CC/PR		1	1
	Visa Trainees			
	TOTAL		1	1
University of British Columbia	CC/PR	1		1
	Visa Trainees			
	TOTAL	1		1
Grand Total	CC/PR	6	3	9
	Visa Trainees			
	TOTAL	6	3	9

Table 2
CHILD AND ADOLESCENT PSYCHIATRY
2013-14 Post-M.D. Trainees
(Regular Ministry Funded vs All Other Funding)
Faculty of Medicine Providing Post-M.D. Training
By
Rank

Faculty of Medicine Providing Post-M.D. Training		Residents		Total
		PGY-5	PGY-6	
Université Laval	Regular Ministry Funded	1		1
	Non-Ministry Funded			
	TOTAL	1		1
University of Ottawa	Regular Ministry Funded		1	1
	Non-Ministry Funded			
	TOTAL		1	1
University of Toronto	Regular Ministry Funded	4	1	5
	Non-Ministry Funded			
	TOTAL	4	1	5
University of Western Ontario	Regular Ministry Funded		1	1
	Non-Ministry Funded			
	TOTAL		1	1
University of British Columbia	Regular Ministry Funded	1		1
	Non-Ministry Funded			
	TOTAL	1		1
Grand Total	Regular Ministry Funded	6	3	9
	Non-Ministry Funded			
	TOTAL	6	3	9

Table 1
GERIATRIC PSYCHIATRY
2013-14 Post-M.D. Trainees
(Canadian Citizens/Permanent Residents vs Visa Trainees)
Faculty of Medicine Providing Post-M.D. Training
By
Rank

Faculty of Medicine Providing Post-M.D. Training		Residents			Fellows	Total
		PGY-5	PGY-6	Sub-Total	Fellow	
University of Ottawa	CC/PR		2	2		2
	Visa Trainees					
	TOTAL		2	2		2
University of Toronto	CC/PR		3	3		3
	Visa Trainees					
	TOTAL		3	3		3
University of British Columbia	CC/PR	2		2	1	3
	Visa Trainees				1	1
	TOTAL	2		2	2	4
Grand Total	CC/PR	2	5	7	1	8
	Visa Trainees				1	1
	TOTAL	2	5	7	2	9

Table 2
GERIATRIC PSYCHIATRY
2013-14 Post-M.D. Trainees
(Regular Ministry Funded vs All Other Funding)
Faculty of Medicine Providing Post-M.D. Training
By
Rank

Faculty of Medicine Providing Post-M.D. Training		Residents			Fellows	Total
		PGY-5	PGY-6	Sub-Total	Fellow	
University of Ottawa	Regular Ministry Funded		1	1		1
	Non-Ministry Funded		1	1		1
	TOTAL		2	2		2
University of Toronto	Regular Ministry Funded		3	3		3
	Non-Ministry Funded					
	TOTAL		3	3		3
University of British Columbia	Regular Ministry Funded	2		2		2
	Non-Ministry Funded				2	2
	TOTAL	2		2	2	4
Grand Total	Regular Ministry Funded	2	4	6		6
	Non-Ministry Funded		1	1	2	3
	TOTAL	2	5	7	2	9

**Table 1
COLORECTAL SURGERY
2013-14 Post-M.D. Trainees
(Canadian Citizens/Permanent Residents vs Visa Trainees)
Faculty of Medicine Providing Post-M.D. Training
By
Rank**

Faculty of Medicine Providing Post-M.D. Training		Residents			Fellows	Total
		PGY-6	PGY-7	Sub-Total	Fellow	
University of Ottawa	CC/PR	1	1	2		2
	Visa Trainees					
	TOTAL	1	1	2		2
University of Toronto	CC/PR	2		2		2
	Visa Trainees				2	2
	TOTAL	2		2	2	4
University of Calgary	CC/PR	1	1	2		2
	Visa Trainees					
	TOTAL	1	1	2		2
University of British Columbia	CC/PR				1	1
	Visa Trainees					
	TOTAL				1	1
Grand Total	CC/PR	4	2	6	1	7
	Visa Trainees				2	2
	TOTAL	4	2	6	3	9

**Table 2
 COLORECTAL SURGERY
 2013-14 Post-M.D. Trainees
 (Regular Ministry Funded vs All Other Funding)
 Faculty of Medicine Providing Post-M.D. Training
 By
 Rank**

Faculty of Medicine Providing Post-M.D. Training		Residents			Fellows	Total
		PGY-6	PGY-7	Sub-Total	Fellow	
University of Ottawa	Regular Ministry Funded	1		1		1
	Non-Ministry Funded		1	1		1
	TOTAL	1	1	2		2
University of Toronto	Regular Ministry Funded	2		2		2
	Non-Ministry Funded				2	2
	TOTAL	2		2	2	4
University of Calgary	Regular Ministry Funded	1	1	2		2
	Non-Ministry Funded					
	TOTAL	1	1	2		2
University of British Columbia	Regular Ministry Funded					
	Non-Ministry Funded				1	1
	TOTAL				1	1
Grand Total	Regular Ministry Funded	4	1	5		5
	Non-Ministry Funded		1	1	3	4
	TOTAL	4	2	6	3	9

**Table 1
GENERAL SURGICAL ONCOLOGY
2013-14 Post-M.D. Trainees
(Canadian Citizens/Permanent Residents vs Visa Trainees)
Faculty of Medicine Providing Post-M.D. Training
By
Rank**

Faculty of Medicine Providing Post-M.D. Training		Residents			Fellows	Total
		PGY-6	PGY-7	Sub-Total	Fellow	
McGill University	CC/PR	1		1		1
	Visa Trainees	2		2		2
	TOTAL	3		3		3
University of Toronto	CC/PR	4	4	8	2	10
	Visa Trainees		1	1	1	2
	TOTAL	4	5	9	3	12
University of Calgary	CC/PR	1	1	2	1	3
	Visa Trainees					
	TOTAL	1	1	2	1	3
Grand Total	CC/PR	6	5	11	3	14
	Visa Trainees	2	1	3	1	4
	TOTAL	8	6	14	4	18

Table 2
GENERAL SURGICAL ONCOLOGY
2013-14 Post-M.D. Trainees
(Regular Ministry Funded vs All Other Funding)
Faculty of Medicine Providing Post-M.D. Training
By
Rank

Faculty of Medicine Providing Post-M.D. Training		Residents			Fellows	Total
		PGY-6	PGY-7	Sub-Total	Fellow	
McGill University	Regular Ministry Funded	3		3		3
	Non-Ministry Funded					
	TOTAL	3		3		3
University of Toronto	Regular Ministry Funded	4	4	8		8
	Non-Ministry Funded		1	1	3	4
	TOTAL	4	5	9	3	12
University of Calgary	Regular Ministry Funded	1	1	2		2
	Non-Ministry Funded				1	1
	TOTAL	1	1	2	1	3
Grand Total	Regular Ministry Funded	8	5	13		13
	Non-Ministry Funded		1	1	4	5
	TOTAL	8	6	14	4	18

**Table 1
PEDIATRIC SURGERY
2013-14 Post-M.D. Trainees
(Canadian Citizens/Permanent Residents vs Visa Trainees)
Faculty of Medicine Providing Post-M.D. Training
By
Rank**

Faculty of Medicine Providing Post-M.D. Training		Residents			Fellows	Total
		PGY-6	PGY-7	Sub-Total	Fellow	
Dalhousie University	CC/PR					
	Visa Trainees		1	1		1
	TOTAL		1	1		1
Université de Montréal	CC/PR		1	1		1
	Visa Trainees					
	TOTAL		1	1		1
McGill University	CC/PR	1		1		1
	Visa Trainees	1		1		1
	TOTAL	2		2		2
University of Ottawa	CC/PR	1		1	1	2
	Visa Trainees					
	TOTAL	1		1	1	2
University of Toronto	CC/PR					
	Visa Trainees	2	1	3	3	6
	TOTAL	2	1	3	3	6
McMaster University	CC/PR	1		1		1
	Visa Trainees				3	3
	TOTAL	1		1	3	4
University of Manitoba	CC/PR					
	Visa Trainees		1	1		1
	TOTAL		1	1		1
University of Calgary	CC/PR	1	1	2	1	3
	Visa Trainees				1	1
	TOTAL	1	1	2	2	4
University of British Columbia	CC/PR		1	1		1
	Visa Trainees				1	1
	TOTAL		1	1	1	2
Grand Total	CC/PR	4	3	7	2	9
	Visa Trainees	3	3	6	8	14
	TOTAL	7	6	13	10	23

Table 2
PEDIATRIC SURGERY
2013-14 Post-M.D. Trainees
(Regular Ministry Funded vs All Other Funding)
Faculty of Medicine Providing Post-M.D. Training
By
Rank

Faculty of Medicine Providing Post-M.D. Training		Residents			Fellows	Total
		PGY-6	PGY-7	Sub-Total	Fellow	
Dalhousie University	Regular Ministry Funded					
	Non-Ministry Funded		1	1		1
	TOTAL		1	1		1
Université de Montréal	Regular Ministry Funded		1	1		1
	Non-Ministry Funded					
	TOTAL		1	1		1
McGill University	Regular Ministry Funded	2		2		2
	Non-Ministry Funded					
	TOTAL	2		2		2
University of Ottawa	Regular Ministry Funded	1		1		1
	Non-Ministry Funded				1	1
	TOTAL	1		1	1	2
University of Toronto	Regular Ministry Funded	2	1	3		3
	Non-Ministry Funded				3	3
	TOTAL	2	1	3	3	6
McMaster University	Regular Ministry Funded	1		1		1
	Non-Ministry Funded				3	3
	TOTAL	1		1	3	4
University of Manitoba	Regular Ministry Funded					
	Non-Ministry Funded		1	1		1
	TOTAL		1	1		1
University of Calgary	Regular Ministry Funded	1	1	2		2
	Non-Ministry Funded				2	2
	TOTAL	1	1	2	2	4
University of British Columbia	Regular Ministry Funded		1	1		1
	Non-Ministry Funded				1	1
	TOTAL		1	1	1	2
Grand Total	Regular Ministry Funded	7	4	11		11
	Non-Ministry Funded		2	2	10	12
	TOTAL	7	6	13	10	23

Table 1
THORACIC SURGERY
2013-14 Post-M.D. Trainees
(Canadian Citizens/Permanent Residents vs Visa Trainees)
Faculty of Medicine Providing Post-M.D. Training
By
Rank

Faculty of Medicine Providing Post-M.D. Training		Residents			Fellows	Total
		PGY-6	PGY-7	Sub-Total	Fellow	
University of Ottawa	CC/PR				1	1
	Visa Trainees				2	2
	TOTAL				3	3
University of Toronto	CC/PR	3		3		3
	Visa Trainees				27	27
	TOTAL	3		3	27	30
McMaster University	CC/PR					
	Visa Trainees		1	1	2	3
	TOTAL		1	1	2	3
University of Western Ontario	CC/PR	1		1		1
	Visa Trainees				1	1
	TOTAL	1		1	1	2
University of Calgary	CC/PR	1	1	2		2
	Visa Trainees					
	TOTAL	1	1	2		2
University of British Columbia	CC/PR		1	1		1
	Visa Trainees		1	1		1
	TOTAL		2	2		2
Grand Total	CC/PR	5	2	7	1	8
	Visa Trainees		2	2	32	34
	TOTAL	5	4	9	33	42

Table 2
THORACIC SURGERY
2013-14 Post-M.D. Trainees
(Regular Ministry Funded vs All Other Funding)
Faculty of Medicine Providing Post-M.D. Training
By
Rank

Faculty of Medicine Providing Post-M.D. Training		Residents			Fellows	Total
		PGY-6	PGY-7	Sub-Total	Fellow	
University of Ottawa	Regular Ministry Funded					
	Non-Ministry Funded				3	3
	TOTAL				3	3
University of Toronto	Regular Ministry Funded	3		3		3
	Non-Ministry Funded				27	27
	TOTAL	3		3	27	30
McMaster University	Regular Ministry Funded					
	Non-Ministry Funded		1	1	2	3
	TOTAL		1	1	2	3
University of Western Ontario	Regular Ministry Funded	1		1		1
	Non-Ministry Funded				1	1
	TOTAL	1		1	1	2
University of Calgary	Regular Ministry Funded	1	1	2		2
	Non-Ministry Funded					
	TOTAL	1	1	2		2
University of British Columbia	Regular Ministry Funded		1	1		1
	Non-Ministry Funded		1	1		1
	TOTAL		2	2		2
Grand Total	Regular Ministry Funded	5	2	7		7
	Non-Ministry Funded		2	2	33	35
	TOTAL	5	4	9	33	42

Table 1
GYNECOLOGIC ONCOLOGY
2013-14 Post-M.D. Trainees
(Canadian Citizens/Permanent Residents vs Visa Trainees)
Faculty of Medicine Providing Post-M.D. Training
By
Rank

Faculty of Medicine Providing Post-M.D. Training		Residents			Fellows	Total
		PGY-6	PGY-7	Sub-Total	Fellow	
Université Laval	CC/PR					
	Visa Trainees				2	2
	TOTAL				2	2
Université de Montréal	CC/PR	1		1	3	4
	Visa Trainees				1	1
	TOTAL	1		1	4	5
McGill University	CC/PR	1		1		1
	Visa Trainees	2		2		2
	TOTAL	3		3		3
University of Toronto	CC/PR		2	2	3	5
	Visa Trainees				3	3
	TOTAL		2	2	6	8
University of Manitoba	CC/PR					
	Visa Trainees	1		1		1
	TOTAL	1		1		1
University of Calgary	CC/PR	1	2	3		3
	Visa Trainees	1	1	2		2
	TOTAL	2	3	5		5
University of British Columbia	CC/PR	1	1	2		2
	Visa Trainees				1	1
	TOTAL	1	1	2	1	3
Grand Total	CC/PR	4	5	9	6	15
	Visa Trainees	4	1	5	7	12
	TOTAL	8	6	14	13	27

Table 2
GYNECOLOGIC ONCOLOGY
2013-14 Post-M.D. Trainees
(Regular Ministry Funded vs All Other Funding)
Faculty of Medicine Providing Post-M.D. Training
By
Rank

Faculty of Medicine Providing Post-M.D. Training		Residents			Fellows	Total
		PGY-6	PGY-7	Sub-Total	Fellow	
Université Laval	Regular Ministry Funded					
	Non-Ministry Funded				2	2
	TOTAL				2	2
Université de Montréal	Regular Ministry Funded	1		1	1	2
	Non-Ministry Funded				3	3
	TOTAL	1		1	4	5
McGill University	Regular Ministry Funded	1		1		1
	Non-Ministry Funded	2		2		2
	TOTAL	3		3		3
University of Toronto	Regular Ministry Funded		2	2		2
	Non-Ministry Funded				6	6
	TOTAL		2	2	6	8
University of Manitoba	Regular Ministry Funded					
	Non-Ministry Funded	1		1		1
	TOTAL	1		1		1
University of Calgary	Regular Ministry Funded	1	2	3		3
	Non-Ministry Funded	1	1	2		2
	TOTAL	2	3	5		5
University of British Columbia	Regular Ministry Funded	1	1	2		2
	Non-Ministry Funded				1	1
	TOTAL	1	1	2	1	3
Grand Total	Regular Ministry Funded	4	5	9	1	10
	Non-Ministry Funded	4	1	5	12	17
	TOTAL	8	6	14	13	27

Table 1
GYNECOLOGIC REPRODUCTIVE ENDOCRINOLOGY AND INFERTILITY
2013-14 Post-M.D. Trainees
(Canadian Citizens/Permanent Residents vs Visa Trainees)
Faculty of Medicine Providing Post-M.D. Training
By
Rank

Faculty of Medicine Providing Post-M.D. Training		Residents			Fellows	Total
		PGY-6	PGY-7	Sub-Total	Fellow	
Dalhousie University	CC/PR		1	1		1
	Visa Trainees					
	TOTAL		1	1		1
Université de Montréal	CC/PR	2	1	3	1	4
	Visa Trainees	1		1		1
	TOTAL	3	1	4	1	5
McGill University	CC/PR	3		3		3
	Visa Trainees	5		5		5
	TOTAL	8		8		8
University of Ottawa	CC/PR	1	2	3		3
	Visa Trainees					
	TOTAL	1	2	3		3
University of Toronto	CC/PR	3		3		3
	Visa Trainees					
	TOTAL	3		3		3
University of Western Ontario	CC/PR		1	1		1
	Visa Trainees	1	1	2	1	3
	TOTAL	1	2	3	1	4
Grand Total	CC/PR	9	5	14	1	15
	Visa Trainees	7	1	8	1	9
	TOTAL	16	6	22	2	24

Table 2
GYNECOLOGIC REPRODUCTIVE ENDOCRINOLOGY AND INFERTILITY
2013-14 Post-M.D. Trainees
(Regular Ministry Funded vs All Other Funding)
Faculty of Medicine Providing Post-M.D. Training
By
Rank

Faculty of Medicine Providing Post-M.D. Training		Residents			Fellows	Total
		PGY-6	PGY-7	Sub-Total	Fellow	
Dalhousie University	Regular Ministry Funded					
	Non-Ministry Funded		1	1		1
	TOTAL		1	1		1
Université de Montréal	Regular Ministry Funded	3	1	4		4
	Non-Ministry Funded				1	1
	TOTAL	3	1	4	1	5
McGill University	Regular Ministry Funded	2		2		2
	Non-Ministry Funded	6		6		6
	TOTAL	8		8		8
University of Ottawa	Regular Ministry Funded	1	2	3		3
	Non-Ministry Funded					
	TOTAL	1	2	3		3
University of Toronto	Regular Ministry Funded	3		3		3
	Non-Ministry Funded					
	TOTAL	3		3		3
University of Western Ontario	Regular Ministry Funded		1	1		1
	Non-Ministry Funded	1	1	2	1	3
	TOTAL	1	2	3	1	4
Grand Total	Regular Ministry Funded	9	4	13		13
	Non-Ministry Funded	7	2	9	2	11
	TOTAL	16	6	22	2	24

Table 1
MATERNAL-FETAL MEDICINE
2013-14 Post-M.D. Trainees
(Canadian Citizens/Permanent Residents vs Visa Trainees)
Faculty of Medicine Providing Post-M.D. Training
By
Rank

Faculty of Medicine Providing Post-M.D. Training		Residents			Fellows	Total
		PGY-6	PGY-7	Sub-Total	Fellow	
Dalhousie University	CC/PR		1	1		1
	Visa Trainees					
	TOTAL		1	1		1
Université de Montréal	CC/PR	1		1	1	2
	Visa Trainees					
	TOTAL	1		1	1	2
McGill University	CC/PR	2		2		2
	Visa Trainees	3		3		3
	TOTAL	5		5		5
University of Ottawa	CC/PR	1	2	3	2	5
	Visa Trainees				9	9
	TOTAL	1	2	3	11	14
University of Toronto	CC/PR	2	2	4	1	5
	Visa Trainees				7	7
	TOTAL	2	2	4	8	12
McMaster University	CC/PR		2	2		2
	Visa Trainees					
	TOTAL		2	2		2
University of Western Ontario	CC/PR		1	1		1
	Visa Trainees					
	TOTAL		1	1		1
University of Manitoba	CC/PR		1	1		1
	Visa Trainees		1	1		1
	TOTAL		2	2		2
University of Calgary	CC/PR	1		1		1
	Visa Trainees					
	TOTAL	1		1		1
University of British Columbia	CC/PR					
	Visa Trainees				3	3
	TOTAL				3	3
Grand Total	CC/PR	7	9	16	4	20
	Visa Trainees	3	1	4	19	23
	TOTAL	10	10	20	23	43

Table 2
MATERNAL-FETAL MEDICINE
2013-14 Post-M.D. Trainees
(Regular Ministry Funded vs All Other Funding)
Faculty of Medicine Providing Post-M.D. Training
By
Rank

Faculty of Medicine Providing Post-M.D. Training		Residents			Fellows	Total
		PGY-6	PGY-7	Sub-Total	Fellow	
Dalhousie University	Regular Ministry Funded					
	Non-Ministry Funded		1	1		1
	TOTAL		1	1		1
Université de Montréal	Regular Ministry Funded	1		1		1
	Non-Ministry Funded				1	1
	TOTAL	1		1	1	2
McGill University	Regular Ministry Funded	2		2		2
	Non-Ministry Funded	3		3		3
	TOTAL	5		5		5
University of Ottawa	Regular Ministry Funded	1	2	3		3
	Non-Ministry Funded				11	11
	TOTAL	1	2	3	11	14
University of Toronto	Regular Ministry Funded	2	2	4		4
	Non-Ministry Funded				8	8
	TOTAL	2	2	4	8	12
McMaster University	Regular Ministry Funded		2	2		2
	Non-Ministry Funded					
	TOTAL		2	2		2
University of Western Ontario	Regular Ministry Funded		1	1		1
	Non-Ministry Funded					
	TOTAL		1	1		1
University of Manitoba	Regular Ministry Funded		1	1		1
	Non-Ministry Funded		1	1		1
	TOTAL		2	2		2
University of Calgary	Regular Ministry Funded	1		1		1
	Non-Ministry Funded					
	TOTAL	1		1		1
University of British Columbia	Regular Ministry Funded					
	Non-Ministry Funded				3	3
	TOTAL				3	3
Grand Total	Regular Ministry Funded	7	8	15		15
	Non-Ministry Funded	3	2	5	23	28
	TOTAL	10	10	20	23	43

Table 3-A
SUMMARY TABLE 2004/05 - 2013/14
NUMBER OF CANADIAN CITIZENS/PERMANENT RESIDENTS IN ALL TRAINING FIELDS
FIELD OF POST-M.D. TRAINING
BY
POST-M.D. TRAINING YEAR

Field of Post-M.D. Training	Post-M.D. Training Year									
	2004	2005	2006	2007	2008	2009	2010	2011	2012	2013
Non-Specialized Upgrading	10	5								
NON-SPECIALIZED TRAINING SUBTOTAL	10	5								
Family Medicine	1539	1712	1908	1990	2053	2228	2424	2594	2748	2901
Emergency Medicine (CFPC)	104	99	87	110	115	125	135	120	139	133
Care of the Elderly (CFPC)	10	11	8	10	10	6	9	10	17	18
Enhanced Skills: Other Fam. Med. Training	82	63	61	66	78	89	103	129	120	144
FAMILY MEDICINE SUBTOTAL	1735	1885	2064	2176	2256	2448	2671	2853	3024	3196
Palliative Medicine	19	20	16	14	18	23	31	21	16	31
TRAINING FOLLOWING FAMILY MEDICINE OR SPECIALTY SUBTOTAL	19	20	16	14	18	23	31	21	16	31
Anesthesiology	521	533	570	611	622	657	685	703	702	704
Critical Care (Anes.)	6	7	13	21	13	8	9	11	14	14
Pain Medicine (Anes.)									1	
Transfusion Medicine (Anes.)		1			1	1				
Public Health and Preventive Medicine	69	71	85	96	100	124	129	130	124	138
Dermatology	52	65	62	75	91	98	109	123	140	151
Diagnostic Radiology	407	408	440	451	466	495	516	536	539	536
Neuroradiology	2	8	11	6	9	8	11	8	6	10
Pediatric Diagnostic Radiology	3	4	1	2	4	2	6	7	5	7
Emergency Medicine (RCPSC)	143	146	157	177	197	235	278	301	335	350
Critical Care (Emergency Med.)	1	2	3	9	3	8	10	8	8	10
Pediatric Emergency Medicine	10	13	3				1	1	1	3
Internal Medicine	857	938	1020	1140	1235	1366	1386	1419	1425	1459
Cardiology (Int.Med.)	162	164	177	180	182	201	210	227	247	256
Clin. Imm./Allergy (Int.Med.)	4	4	4	6	6	9	9	15	18	15
Clin. Pharmacology and Toxicology (Int.Med.)	4	2	3	2	3	4	6	7	6	5
Critical Care (Int.Med.)	37	42	49	43	51	45	48	59	62	56
Endocrinology/Met. (Int.Med.)	31	27	30	38	39	37	49	59	55	62
Gastroenterology (Int.Med.)	69	72	82	78	71	82	88	106	115	108
General Internal Medicine								65	111	137
Geriatric Medicine (Int.Med.)	10	11	16	21	22	20	18	25	26	40
Hematology (Int.Med.)	51	46	53	50	50	62	76	84	90	78
Infectious Diseases (Int.Med.)	19	25	25	18	23	27	36	31	34	44
Medical Oncology (Int.Med.)	53	54	51	64	66	70	75	69	84	107
Nephrology (Int.Med.)	72	69	63	64	59	53	75	70	68	61
Occupational Medicine (Int. Med.)							2	2	1	3
Respirology (Int.Med.)	51	45	54	57	75	82	85	88	89	108
Rheumatology (Int.Med.)	24	23	24	31	24	43	54	57	59	57
Transfusion Med. (Int.Med.)	2		3	2	1	1	1	3	4	2
Medical Genetics	29	37	38	39	37	41	35	35	36	39
Neurology	144	147	155	174	197	223	256	277	280	281
Neurology (Pediatrics)	30	29	31	33	37	46	51	58	61	65
Nuclear Medicine	30	39	37	39	39	44	45	44	52	48
Occupational Medicine	9	7	7	4	5	4				
Pediatrics	366	378	419	441	469	520	536	569	609	621
Adolescent Medicine (Ped.)						2	6	8	6	7
Cardiology (Ped.)	15	12	16	16	15	20	24	23	21	23
Clin. Imm./Allergy (Ped.)	7	7	6	8	10	9	10	16	19	13
Clinical Pharmacology and Toxicology (Ped.)	2	3	2	3	3	4	2	1		
Critical Care (Ped.)	14	7	11	12	14	17	15	20	17	17

(cont.)

Table 3-A
SUMMARY TABLE 2004/05 - 2013/14
NUMBER OF CANADIAN CITIZENS/PERMANENT RESIDENTS IN ALL TRAINING FIELDS
FIELD OF POST-M.D. TRAINING
BY
POST-M.D. TRAINING YEAR

Field of Post-M.D. Training	Post-M.D. Training Year									
	2004	2005	2006	2007	2008	2009	2010	2011	2012	2013
Endocrinology/Met. (Ped.)	12	12	15	13	11	12	11	16	14	16
Gastroenterology (Ped.)	8	8	11	10	11	9	15	17	16	16
Developmental Pediatrics	1	5	9	8	6	7	6	9	13	17
Pediatric Emergency Med. (Ped.)	14	10	16	21	28	31	33	34	29	34
Hematology/Oncology (Ped.)	14	20	15	19	23	25	30	34	35	36
Infectious Diseases (Ped.)	11	13	13	14	13	12	14	12	14	17
Neonatal-Perinatal Med. (Ped.)	15	13	22	19	26	28	44	55	51	56
Nephrology (Ped.)	11	9	8	9	6	5	5	2	2	4
Respirology (Ped.)	4	7	5	4	6	7	2	5	6	10
Rheumatology (Ped.)	2	3	5	7	9	11	12	8	8	7
Physical Medicine & Rehab.	71	82	77	91	102	112	124	127	131	138
Psychiatry	608	625	636	699	736	772	821	827	846	889
Child and Adolescent Psychiatry									5	9
Clinical Pharmacology and Toxicology (Psych.)							1			1
Forensic Psychiatry									6	
Geriatric Psychiatry									5	8
Radiation Oncology	135	159	162	173	166	170	163	150	146	134
MEDICAL SPECIALTIES SUBTOTAL	4212	4412	4715	5098	5382	5869	6233	6561	6797	7027
Laboratory Med. (Undifferentiated)	7	5	3	7	6	6	5	5	3	2
Anatomical Pathology	120	137	140	182	202	212	218	228	237	247
Forensic Pathology (Anat. Path.)						2	1	1	2	3
General Pathology	44	54	68	34	29	32	27	31	35	38
Forensic Pathology (Gen. Path.)							1			
Hematological Pathology	17	14	12	14	17	17	16	20	23	27
Transfusion Med. (Hem.Path.)		1	2		1	1		1	1	
Medical Biochemistry	12	10	10	14	15	18	25	27	24	22
Medical Microbiology	30	35	48	61	58	64	62	64	61	58
Neuropathology	7	6	5	7	7	4	6	8	10	10
LAB MEDICINE SPECIALTIES SUBTOTAL	237	262	288	319	335	356	361	385	396	407
Cardiac Surgery	59	53	55	58	55	54	60	64	58	60
Thoracic Surgery (Cardiac Surg.)	1	2					1	1		
Critical Care (Cardiac Surg.)		1	1	3	3	3	1	1		1
General Surgery	497	510	508	544	575	598	611	638	624	621
Colorectal Surgery	4	5	2	5	3	6	6	5	5	7
Critical Care (Surgery)	10	5	7	12	13	14	9	9	11	12
Gen. Surgical Oncology	7	6	6	9	7	5	10	11	14	14
Pediatric Surgery	9	6	3	2	6	10	12	10	10	9
Thoracic Surgery	10	10	11	13	13	14	8	8	8	8
Vascular Surgery	8	14	12	10	13	10	14	17	34	47
Neurosurgery	104	103	111	113	115	124	132	121	129	136
Obstetrics/Gynecology	334	354	375	397	410	440	475	520	535	540
Gyn. Oncology	5	5	5	7	8	11	10	12	14	15
Gyn.Rep.Endocrin./Infertility	7	7	6	8	7	11	13	12	15	15
Maternal-Fetal Med. (Ob.)	10	11	9	9	18	22	19	14	13	20
Ophthalmology	141	155	159	174	191	194	204	205	215	209
Otolaryngology - Head and Neck Surgery	117	113	120	131	146	149	160	167	170	170
Orthopedic Surgery	283	308	324	355	394	425	464	495	516	481
Plastic Surgery	87	89	108	116	124	133	150	161	163	164
Urology	118	110	131	128	142	162	166	176	184	189
SURGICAL SPECIALTIES SUBTOTAL	1811	1867	1953	2094	2243	2385	2525	2647	2718	2718
Total	8024	8451	9036	9701	10234	11081	11821	12467	12951	13379

Table 3-B
SUMMARY TABLE 2004/05 - 2013/14
NUMBER OF VISA TRAINEES IN ALL TRAINING FIELDS
FIELD OF POST-M.D. TRAINING
BY
POST-M.D. TRAINING YEAR

Field of Post-M.D. Training	Post-M.D. Training Year									
	2004	2005	2006	2007	2008	2009	2010	2011	2012	2013
Family Medicine	19	17	19	16	16	16	17	10	13	9
Emergency Medicine (CFPC)		2	3		1			1		
Care of the Elderly (CFPC)		1	2	4	3	3	2	3		1
Enhanced Skills: Other Fam. Med. Training	15	5	4	1		3	4	4	4	4
FAMILY MEDICINE SUBTOTAL	34	25	28	21	20	22	23	18	17	14
Palliative Medicine		1	1	7	6	7	3	2	6	3
TRAINING FOLLOWING FAMILY MEDICINE OR SPECIALTY SUBTOTAL		1	1	7	6	7	3	2	6	3
Anesthesiology	125	145	137	144	131	137	135	118	101	121
Clinical Pharmacology and Toxicology (Anes.)					2					
Critical Care (Anes.)				2		1	5	3	1	1
Transfusion Medicine (Anes.)		2								
Public Health and Preventive Medicine	1	2	2	2	1	1	1	1	1	1
Dermatology	21	21	18	20	21	24	22	22	23	17
Diagnostic Radiology	102	90	98	105	110	99	118	113	129	121
Neuroradiology	12	14	17	18	16	17	19	20	24	20
Pediatric Diagnostic Radiology	11	12	14	19	19	17	14	18	16	17
Emergency Medicine (RCPSC)	32	33	31	28	24	21	16	22	24	20
Critical Care (Emergency Med.)	5		1	3			4	3		1
Pediatric Emergency Medicine	3	21	2			2	1		1	
Internal Medicine	141	152	138	128	116	103	93	102	100	96
Cardiology (Int.Med.)	104	109	129	141	148	149	150	163	133	146
Clin. Imm./Allergy (Int.Med.)	8	6	6	3	3	3	1	1	2	2
Clin. Pharmacology and Toxicology (Int.Med.)	2	2	2	1	2	2	1	1		1
Critical Care (Int.Med.)	27	32	31	35	32	44	42	34	33	34
Endocrinology/Met. (Int.Med.)	17	21	23	24	21	19	15	19	13	15
Gastroenterology (Int.Med.)	35	38	32	40	41	44	41	35	39	44
General Internal Medicine									2	
Geriatric Medicine (Int.Med.)	5	4	3	3	3	3	1	2	3	3
Hematology (Int.Med.)	21	24	22	28	23	32	23	31	36	43
Infectious Diseases (Int.Med.)	6	7	13	11	9	11	12	14	13	10
Medical Oncology (Int.Med.)	15	19	29	39	42	49	44	48	44	55
Nephrology (Int.Med.)	29	34	35	39	39	36	42	40	52	50
Occupational Medicine (Int. Med.)						2	2			
Respirology (Int.Med.)	20	27	27	30	27	23	19	18	19	27
Rheumatology (Int.Med.)	15	18	16	25	26	19	10	11	14	19
Transfusion Med. (Int.Med.)			3	1	3	2		1	1	1
Medical Genetics	9	9	11	16	11	11	10	10	11	11
Neurology	73	77	71	76	76	72	80	67	66	73
Neurology (Pediatrics)	22	20	11	17	22	22	24	21	16	22
Nuclear Medicine	3	6	9	7	6	6	6	8	6	7
Occupational Medicine	2	3	4	4	2	2				
Pediatrics	71	78	78	81	77	58	49	50	42	48
Adolescent Medicine (Ped.)						3	2	3	1	3
Cardiology (Ped.)	19	23	30	26	36	33	28	29	39	39
Clin. Imm./Allergy (Ped.)	10	6	8	9	6	8	7	7	4	2
Clinical Pharmacology and Toxicology (Ped.)	1	4	5	4	3	2	2	5	4	7
Critical Care (Ped.)	22	18	27	28	27	27	28	33	33	40
Endocrinology/Met. (Ped.)	7	13	12	15	15	14	13	11	10	11
Gastroenterology (Ped.)	11	20	14	19	24	24	16	14	17	14

(cont.)

Table 3-B
SUMMARY TABLE 2004/05 - 2013/14
NUMBER OF VISA TRAINEES IN ALL TRAINING FIELDS
FIELD OF POST-M.D. TRAINING
BY
POST-M.D. TRAINING YEAR

Field of Post-M.D. Training	Post-M.D. Training Year									
	2004	2005	2006	2007	2008	2009	2010	2011	2012	2013
Developmental Pediatrics	1	1	3	4	11	13	8	5	4	6
Pediatric Emergency Med. (Ped.)	17	4	20	17	26	20	23	21	19	16
Hematology/Oncology (Ped.)	38	31	30	29	30	44	44	43	35	39
Infectious Diseases (Ped.)	10	13	20	16	18	19	17	13	17	12
Neonatal-Perinatal Med. (Ped.)	62	61	53	65	68	73	67	62	65	78
Nephrology (Ped.)	9	8	12	16	23	22	17	20	24	20
Respirology (Ped.)	14	10	13	13	11	14	13	16	17	12
Rheumatology (Ped.)	11	12	14	9	8	7	8	8	10	5
Physical Medicine & Rehab.	6	6	6	6	6	5	5	5	5	9
Psychiatry	46	53	53	52	54	58	54	54	47	50
Clinical Pharmacology and Toxicology (Psych.)			1							
Geriatric Psychiatry										1
Radiation Oncology	43	32	34	42	43	43	38	42	39	47
MEDICAL SPECIALTIES SUBTOTAL	1264	1341	1368	1460	1462	1460	1390	1387	1355	1437
Anatomical Pathology	44	53	45	46	31	29	20	21	25	21
Forensic Pathology (Anat. Path.)							1	2	2	
General Pathology	4	5	3	3	3	1		1		1
Hematological Pathology	9	8	7	10	8	9	8	4	5	5
Transfusion Med. (Hem.Path.)								1	2	2
Medical Biochemistry	6	8	8	8	6	7	4	1	1	2
Medical Microbiology	11	10	7	7	8	3	5	6	4	5
Neuropathology		3	4	2	3	7	8	7	8	5
LAB MEDICINE SPECIALTIES SUBTOTAL	74	87	74	76	59	56	46	43	47	41
Cardiac Surgery	68	63	53	51	53	47	56	55	53	55
Thoracic Surgery (Cardiac Surg.)		2						1		
Critical Care (Cardiac Surg.)				1						
General Surgery	101	105	120	101	103	100	68	70	66	63
Colorectal Surgery	2	1	3	3	3	3	4	2	3	2
Critical Care (Surgery)			1	2	2	1	1	1	2	2
Gen. Surgical Oncology	6	7	5	9	8	7	8	10	5	4
Pediatric Surgery	10	11	13	14	11	6	9	7	11	14
Thoracic Surgery	12	17	17	21	17	18	20	26	28	34
Vascular Surgery	7	7	10	10	7	8	7	2	6	9
Neurosurgery	59	61	57	66	68	64	64	70	76	82
Obstetrics/Gynecology	61	53	52	45	46	46	45	38	45	35
Gyn. Oncology	5	9	10	11	16	12	14	14	12	12
Gyn.Rep.Endocrin./Infertility	9	11	9	6	7	6	7	9	10	9
Maternal-Fetal Med. (Ob.)	12	12	21	19	11	17	20	23	24	23
Ophthalmology	54	54	58	63	60	58	69	57	60	62
Otolaryngology - Head and Neck Surgery	27	31	34	43	35	41	41	35	40	33
Orthopedic Surgery	119	135	145	150	145	138	125	124	114	115
Plastic Surgery	38	42	40	39	35	30	26	23	24	27
Urology	34	40	36	41	45	38	45	39	27	28
SURGICAL SPECIALTIES SUBTOTAL	624	661	684	695	672	640	629	606	606	609
Total	1996	2115	2155	2259	2219	2185	2091	2056	2031	2104

Table 4-A
SUMMARY TABLE 2004/05 - 2013/14
NUMBER OF REGULAR MINISTRY FUNDED TRAINEES IN ALL TRAINING FIELDS
FIELD OF POST-M.D. TRAINING
BY
POST-M.D. TRAINING YEAR

Field of Post-M.D. Training	Post-M.D. Training Year									
	2004	2005	2006	2007	2008	2009	2010	2011	2012	2013
Family Medicine	1490	1671	1863	1901	1986	2157	2352	2487	2645	2828
Emergency Medicine (CFPC)	100	96	88	103	111	124	133	117	137	133
Care of the Elderly (CFPC)	8	11	6	10	8	5	8	9	17	18
Enhanced Skills: Other Fam. Med. Training	71	56	50	54	68	77	96	127	104	123
FAMILY MEDICINE SUBTOTAL	1669	1834	2007	2068	2173	2363	2589	2740	2903	3102
Palliative Medicine	13	16	14	12	15	19	27	18	15	25
TRAINING FOLLOWING FAMILY MEDICINE OR SPECIALTY SUBTOTAL	13	16	14	12	15	19	27	18	15	25
Anesthesiology	470	488	518	558	570	609	632	642	627	634
Critical Care (Anes.)	3	5	10	15	11	7	9	10	14	12
Transfusion Medicine (Anes.)					1	1				
Public Health and Preventive Medicine	65	67	84	95	96	121	126	127	121	136
Dermatology	48	56	57	70	86	95	104	116	129	139
Diagnostic Radiology	365	367	397	414	424	441	465	485	481	476
Neuroradiology		2	2	1	2	5	7	4	5	2
Pediatric Diagnostic Radiology	1				1			1	1	2
Emergency Medicine (RCPSC)	141	144	155	173	195	233	274	298	334	347
Critical Care (Emergency Med.)	1	2	3	9	3	8	10	8	8	10
Pediatric Emergency Medicine	7	8	3					1	1	2
Internal Medicine	833	909	999	1122	1208	1339	1363	1406	1420	1456
Cardiology (Int.Med.)	127	126	135	138	137	148	162	173	183	180
Clin. Imm./Allergy (Int.Med.)	3	5	4	3	6	7	8	14	17	15
Clin. Pharmacology and Toxicology (Int.Med.)	2	1			1	2	3	4	5	3
Critical Care (Int.Med.)	30	31	39	38	45	40	39	49	52	48
Endocrinology/Met. (Int.Med.)	28	25	28	33	37	36	45	54	49	56
Gastroenterology (Int.Med.)	54	58	73	65	63	71	77	89	93	80
General Internal Medicine								62	95	123
Geriatric Medicine (Int.Med.)	10	10	13	18	20	19	18	24	26	36
Hematology (Int.Med.)	37	31	39	42	40	53	63	63	69	62
Infectious Diseases (Int.Med.)	19	25	24	17	20	25	31	27	27	38
Medical Oncology (Int.Med.)	34	34	32	45	47	49	48	53	72	80
Nephrology (Int.Med.)	62	57	50	51	50	44	59	57	51	45
Occupational Medicine (Int. Med.)							1	1	1	3
Respirology (Int.Med.)	41	37	40	47	60	66	74	77	76	83
Rheumatology (Int.Med.)	13	17	20	23	21	38	45	49	51	49
Transfusion Med. (Int.Med.)								1	2	1
Medical Genetics	26	35	35	37	36	38	32	31	32	38
Neurology	126	133	139	154	167	189	219	236	240	237
Neurology (Pediatrics)	25	23	25	28	33	42	46	50	51	57
Nuclear Medicine	29	37	33	39	38	42	44	42	49	43
Occupational Medicine	8	6	7	4	5	2				
Pediatrics	354	379	412	429	456	491	512	546	590	599
Adolescent Medicine (Ped.)							4	6	4	6
Cardiology (Ped.)	9	4	6	8	8	12	14	15	16	11
Clin. Imm./Allergy (Ped.)	3	5	5	8	9	8	10	15	17	10
Critical Care (Ped.)	12	6	10	10	14	14	13	13	15	13
Endocrinology/Met. (Ped.)	5	6	6	5	7	5	6	9	10	11
Gastroenterology (Ped.)	3	4	5	4	3	6	10	13	9	9
Developmental Pediatrics			2	5	3	5	3	6	10	14
Pediatric Emergency Med. (Ped.)	9	10	10	13	17	25	26	27	23	30

(cont.)

Table 4-A
SUMMARY TABLE 2004/05 - 2013/14
NUMBER OF REGULAR MINISTRY FUNDED TRAINEES IN ALL TRAINING FIELDS
FIELD OF POST-M.D. TRAINING
BY
POST-M.D. TRAINING YEAR

Field of Post-M.D. Training	Post-M.D. Training Year									
	2004	2005	2006	2007	2008	2009	2010	2011	2012	2013
Hematology/Oncology (Ped.)	6	11	9	16	17	15	19	17	21	19
Infectious Diseases (Ped.)	3	3	6	10	9	8	10	7	11	11
Neonatal-Perinatal Med. (Ped.)	5	3	3	5	12	12	17	23	16	24
Nephrology (Ped.)	7	5	4	8	5	5	5	1	2	2
Respirology (Ped.)	2	4	3	3	3	4	1	5	6	8
Rheumatology (Ped.)	1	1	2	5	7	8	7	4	6	5
Physical Medicine & Rehab.	68	80	76	88	98	110	124	127	128	135
Psychiatry	544	559	578	640	676	725	764	789	825	853
Child and Adolescent Psychiatry									2	9
Clinical Pharmacology and Toxicology (Psych.)							1			1
Forensic Psychiatry									6	
Geriatric Psychiatry									3	6
Radiation Oncology	130	153	148	161	149	146	141	129	122	113
MEDICAL SPECIALTIES SUBTOTAL	3769	3972	4249	4657	4916	5369	5691	6006	6224	6382
Laboratory Med. (Undifferentiated)	7	5	3	7	6	5	5	5	3	2
Anatomical Pathology	118	127	135	178	190	198	204	213	219	228
Forensic Pathology (Anat. Path.)						2	1	1	2	3
General Pathology	43	55	66	32	28	32	27	30	32	35
Forensic Pathology (Gen. Path.)							1			
Hematological Pathology	14	11	12	14	14	17	16	18	21	22
Medical Biochemistry	13	10	11	14	15	18	25	27	24	22
Medical Microbiology	29	35	47	61	58	62	62	64	59	56
Neuropathology	7	6	5	6	5	4	6	8	10	10
LAB MEDICINE SPECIALTIES SUBTOTAL	231	249	279	312	316	338	347	366	370	378
Cardiac Surgery	48	43	45	47	45	41	41	49	45	49
Thoracic Surgery (Cardiac Surg.)	1	2					1	1		
Critical Care (Cardiac Surg.)		1	1	3	3	2	1	1		1
General Surgery	455	468	464	490	519	547	559	578	564	560
Colorectal Surgery	3	3	2	4	3	5	6	4	4	5
Critical Care (Surgery)	9	5	6	11	11	14	7	6	7	10
Gen. Surgical Oncology	1	2	3	4	2	2	8	10	10	13
Pediatric Surgery	10	9	6	5	6	9	11	11	10	11
Thoracic Surgery	9	8	10	9	10	10	6	6	6	7
Vascular Surgery	7	14	10	8	12	10	14	16	31	43
Neurosurgery	89	95	100	103	102	110	115	106	113	117
Obstetrics/Gynecology	324	342	359	382	393	423	460	501	511	516
Gyn. Oncology	1	2	2	3	6	8	5	4	11	10
Gyn.Rep.Endocrin./Infertility	2	4	2	2	4	10	13	11	14	13
Maternal-Fetal Med. (Ob.)	2	2	4	6	13	19	14	10	12	15
Ophthalmology	130	138	146	156	163	172	181	186	197	196
Otolaryngology - Head and Neck Surgery	104	100	109	118	132	136	146	153	154	151
Orthopedic Surgery	250	271	286	314	347	380	405	423	425	405
Plastic Surgery	79	83	99	108	113	124	133	142	142	139
Urology	111	104	114	120	135	142	150	160	163	171
SURGICAL SPECIALTIES SUBTOTAL	1635	1696	1768	1893	2019	2164	2276	2378	2419	2432
Total	7317	7767	8317	8942	9439	10253	10930	11508	11931	12319

Table 4-B
SUMMARY TABLE 2004/05 - 2013/14
NUMBER OF NON-REGULAR MINISTRY FUNDED TRAINEES IN ALL TRAINING FIELDS
FIELD OF POST-M.D. TRAINING
BY
POST-M.D. TRAINING YEAR

Field of Post-M.D. Training	Post-M.D. Training Year									
	2004	2005	2006	2007	2008	2009	2010	2011	2012	2013
Non-Specialized Upgrading	10	5								
NON-SPECIALIZED TRAINING SUBTOTAL	10	5								
Family Medicine	68	58	64	105	83	87	89	117	116	82
Emergency Medicine (CFPC)	4	5	2	7	5	1	2	4	2	
Care of the Elderly (CFPC)	2	1	4	4	5	4	3	4		1
Enhanced Skills: Other Fam. Med. Training	26	12	15	13	10	15	11	6	20	25
FAMILY MEDICINE SUBTOTAL	100	76	85	129	103	107	105	131	138	108
Palliative Medicine	6	5	3	9	9	11	7	5	7	9
TRAINING FOLLOWING FAMILY MEDICINE OR SPECIALTY SUBTOTAL	6	5	3	9	9	11	7	5	7	9
Anesthesiology	176	190	189	197	183	185	188	179	176	191
Clinical Pharmacology and Toxicology (Anes.)					2					
Critical Care (Anes.)	3	2	3	8	2	2	5	4	1	3
Pain Medicine (Anes.)									1	
Transfusion Medicine (Anes.)		3								
Public Health and Preventive Medicine	5	6	3	3	5	4	4	4	4	3
Dermatology	25	30	23	25	26	27	27	29	34	29
Diagnostic Radiology	144	131	141	142	152	153	169	164	187	181
Neuroradiology	14	20	26	23	23	20	23	24	25	28
Pediatric Diagnostic Radiology	13	16	15	21	22	19	20	24	20	22
Emergency Medicine (RCPSC)	34	35	33	32	26	23	20	25	25	23
Critical Care (Emergency Med.)	5		1	3			4	3		1
Pediatric Emergency Medicine	6	26	2			2	2		1	1
Internal Medicine	165	181	159	146	143	130	116	115	105	99
Cardiology (Int.Med.)	139	147	171	183	193	202	198	217	197	222
Clin. Imm./Allergy (Int.Med.)	9	5	6	6	3	5	2	2	3	2
Clin. Pharmacology and Toxicology (Int.Med.)	4	3	5	3	4	4	4	4	1	3
Critical Care (Int.Med.)	34	43	41	40	38	49	51	44	43	42
Endocrinology/Met. (Int.Med.)	20	23	25	29	23	20	19	24	19	21
Gastroenterology (Int.Med.)	50	52	41	53	49	55	52	52	61	72
General Internal Medicine								3	18	14
Geriatric Medicine (Int.Med.)	5	5	6	6	5	4	1	3	3	7
Hematology (Int.Med.)	35	39	36	36	33	41	36	52	57	59
Infectious Diseases (Int.Med.)	6	7	14	12	12	13	17	18	20	16
Medical Oncology (Int.Med.)	34	39	48	58	61	70	71	64	56	82
Nephrology (Int.Med.)	39	46	48	52	48	45	58	53	69	66
Occupational Medicine (Int. Med.)						2	3	1		
Respirology (Int.Med.)	30	35	41	40	42	39	30	29	32	52
Rheumatology (Int.Med.)	26	24	20	33	29	24	19	19	22	27
Transfusion Med. (Int.Med.)	2		6	3	4	3	1	3	3	2
Medical Genetics	12	11	14	18	12	14	13	14	15	12
Neurology	91	91	87	96	106	106	117	108	106	117
Neurology (Pediatrics)	27	26	17	22	26	26	29	29	26	30
Nuclear Medicine	4	8	13	7	7	8	7	10	9	12
Occupational Medicine	3	4	4	4	2	4				
Pediatrics	83	77	85	93	90	87	73	73	61	70
Adolescent Medicine (Ped.)						5	4	5	3	4
Cardiology (Ped.)	25	31	40	34	43	41	38	37	44	51
Clin. Imm./Allergy (Ped.)	14	8	9	9	7	9	7	8	6	5
Clinical Pharmacology and Toxicology (Ped.)	3	7	7	7	6	6	4	6	4	7



(cont.)

Table 4-B
SUMMARY TABLE 2004/05 - 2013/14
NUMBER OF NON-REGULAR MINISTRY FUNDED TRAINEES IN ALL TRAINING FIELDS
FIELD OF POST-M.D. TRAINING
BY
POST-M.D. TRAINING YEAR

Field of Post-M.D. Training	Post-M.D. Training Year									
	2004	2005	2006	2007	2008	2009	2010	2011	2012	2013
Critical Care (Ped.)	24	19	28	30	27	30	30	40	35	44
Endocrinology/Met. (Ped.)	14	19	21	23	19	21	18	18	14	16
Gastroenterology (Ped.)	16	24	20	25	32	27	21	18	24	21
Developmental Pediatrics	2	6	10	7	14	15	11	8	7	9
Pediatric Emergency Med. (Ped.)	22	4	26	25	37	26	30	28	25	20
Hematology/Oncology (Ped.)	46	40	36	32	36	54	55	60	49	56
Infectious Diseases (Ped.)	18	23	27	20	22	23	21	18	20	18
Neonatal-Perinatal Med. (Ped.)	72	71	72	79	82	89	94	94	100	110
Nephrology (Ped.)	13	12	16	17	24	22	17	21	24	22
Respirology (Ped.)	16	13	15	14	14	17	14	16	17	14
Rheumatology (Ped.)	12	14	17	11	10	10	13	12	12	7
Physical Medicine & Rehab.	9	8	7	9	10	7	5	5	8	12
Psychiatry	110	119	111	111	114	105	111	92	68	86
Child and Adolescent Psychiatry									3	
Clinical Pharmacology and Toxicology (Psych.)			1							
Geriatric Psychiatry									2	3
Radiation Oncology	48	38	48	54	60	67	60	63	63	68
MEDICAL SPECIALTIES SUBTOTAL	1707	1781	1834	1901	1928	1960	1932	1942	1928	2082
Laboratory Med. (Undifferentiated)						1				
Anatomical Pathology	46	63	50	50	43	43	34	36	43	40
Forensic Pathology (Anat. Path.)							1	2	2	
General Pathology	5	4	5	5	4	1		2	3	4
Hematological Pathology	12	11	7	10	11	9	8	6	7	10
Transfusion Med. (Hem.Path.)		1	2		1	1		2	3	2
Medical Biochemistry	5	8	7	8	6	7	4	1	1	2
Medical Microbiology	12	10	8	7	8	5	5	6	6	7
Neuropathology		3	4	3	5	7	8	7	8	5
LAB MEDICINE SPECIALTIES SUBTOTAL	80	100	83	83	78	74	60	62	73	70
Cardiac Surgery	79	73	63	62	63	60	75	70	66	66
Thoracic Surgery (Cardiac Surg.)		2						1		
Critical Care (Cardiac Surg.)				1		1				
General Surgery	143	147	164	155	159	151	120	130	126	124
Colorectal Surgery	3	3	3	4	3	4	4	3	4	4
Critical Care (Surgery)	1		2	3	4	1	3	4	6	4
Gen. Surgical Oncology	12	11	8	14	13	10	10	11	9	5
Pediatric Surgery	9	8	10	11	11	7	10	6	11	12
Thoracic Surgery	13	19	18	25	20	22	22	28	30	35
Vascular Surgery	8	7	12	12	8	8	7	3	9	13
Neurosurgery	74	69	68	76	81	78	81	85	92	101
Obstetrics/Gynecology	71	65	68	60	63	63	60	57	69	59
Gyn. Oncology	9	12	13	15	18	15	19	22	15	17
Gyn.Rep.Endocrin./Infertility	14	14	13	12	10	7	7	10	11	11
Maternal-Fetal Med. (Ob.)	20	21	26	22	16	20	25	27	25	28
Ophthalmology	65	71	71	81	88	80	92	76	78	75
Otolaryngology - Head and Neck Surgery	40	44	45	56	49	54	55	49	56	52
Orthopedic Surgery	152	172	183	191	192	183	184	196	205	191
Plastic Surgery	46	48	49	47	46	39	43	42	45	52
Urology	41	46	53	49	52	58	61	55	48	46
SURGICAL SPECIALTIES SUBTOTAL	800	832	869	896	896	861	878	875	905	895
Total	2703	2799	2874	3018	3014	3013	2982	3015	3051	3164



265 Carling Ave, Suite 800
Ottawa, ON Canada K1S 2E1

 613-730-1204
 613-730-1196

caper@afmc.ca
www.caper.ca

Copyright © AFMC 2014
Droits d'auteur © AFMC 2014