

EDUCATION REGISTRY
ENREGISTREMENT D'ÉDUCATION

2 2 2 2 3 1 1 1 1 1 1
3 3 3 2 2 1 3 1 3 1 2 1
1 1 1 1 1 5 5 5
1 3 1 3 1 2 1 1 1 1 1 6 1 6
5 0 6 4 0 7 5 0 5 6 0 6 6 8 9 0
7 8 0 9 0 2 9 0 6 8 0 6 9 0 6 6
7 8 9 0 0 4 9 0 4 6 3 0 4 9 2

1 2 6 8 9 0 8 8 9 8 9
0 8 9 8 9 7 8 6 7 6 7 8
8 9 0 8 9 0 7 8 6 6 5 9 6 6 8 0
8 9 0 7 6 8 9 5 5 3 4 9 6 5 7
1 5 6 1 5 4 8 4 5 5 6 4 8 4 6 1 5 8
8 9 0 7 6 5 6 5 6 7 5 8 6 7 8 9 0 8
8 9 0 9 4 7 9 4 7 9 4 3 7 9 4 3 7 9
8 9 3 6 7 9 5 6 2 6 7 8 2 8 3 2 9 2 8 3 6 2
5 3 8 2 2 7 8 2 9 3 7 3 8 3 8 7 9 2 7 2 3 0 2
4 8 5 0 4 8 0 4 8 0 0 8 9 0 4 6 0 5 4 0

1 2 6 8 9 0 8 8 9 8 9
0 8 9 8 9 7 8 6 7 6 7 8
8 9 0 8 9 0 7 8 6 6 5 9 6 6 8 0
8 9 0 7 6 8 9 5 5 3 4 9 6 5 7
1 5 6 1 5 4 8 4 5 5 6 4 8 4 6 1 5 8
8 9 0 7 6 5 6 5 6 7 5 8 6 7 8 9 0 8
8 9 0 9 4 7 9 4 7 9 4 3 7 9 4 3 7 9
8 9 3 6 7 9 5 6 2 6 7 8 2 8 3 2 9 2 8 3 6 2
5 3 8 2 2 7 8 2 9 3 7 3 8 3 8 7 9 2 7 2 3 0 2
4 8 5 0 4 8 0 4 8 0 0 8 9 0 4 6 0 5 4 0


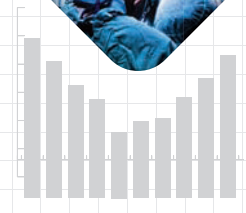
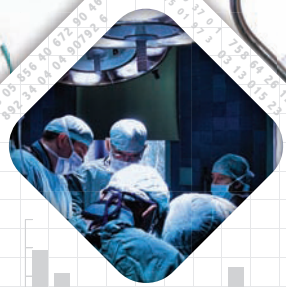
TOTAL

HEALTH SANTÉ
45 50 261
857 63 100

ÉTUDES
FORMATION
SANTÉ

EDUCATION
TRAINING
HEALTH

7 4 3 3 3 1 5 1 7



EDUCATION
ÉTUDES

EDUCATION
TRAINING
HEALTH

ÉTUDES
FORMATION
SANTÉ

EDUCATION REGISTRY
ENREGISTREMENT
D'ÉDUCATION

1 2 6 8 9 0 8 8 9 8 9
0 8 9 8 9 7 8 6 7 6 7 8
8 9 0 8 9 0 7 8 6 6 5 9 6 6 8 0
8 9 0 7 6 8 9 5 5 3 4 9 6 5 7
1 5 6 1 5 4 8 4 5 5 6 4 8 4 6 1 5 8
8 9 0 7 6 5 6 5 6 7 5 8 6 7 8 9 0 8
8 9 0 9 4 7 9 4 7 9 4 3 7 9 4 3 7 9
8 9 3 6 7 9 5 6 2 6 7 8 2 8 3 2 9 2 8 3 6 2
5 3 8 2 2 7 8 2 9 3 7 3 8 3 8 7 9 2 7 2 3 0 2
8 9 0 7 6 8 9 5 5 3 4 9 6 5 7
0 2 8 0 2 8 4 7 4 4 7 9 2 2 9 8 0 9 0 9
8 9 0 7 6 8 9 5 5 3 4 9 6 5 1 2 6 8 9 0 8 8 9 8 9
0 8 9 8 9 7 8 6 7 6 7 8
8 9 0 8 9 0 7 8 6 6 5 9 6 6 8 0
8 9 0 7 6 8 9 5 5 3 4 9 6 5 7
1 5 6 1 5 4 8 4 5 5 6 4 8 4 6 1 5 8
8 9 0 7 6 5 6 5 6 7 5 8 6 7 8 9 0 8

1103
1078

2021 - 2022

Specialty Report

Rapport sur les spécialités

Individual Field of Training Tables

A set of tables have been prepared showing the faculty of medicine providing training for each specialty and subspecialty field in Canada. The rank level of residents enrolled in each program at each faculty on Nov 1, 2021 is given.

Two tables are given for each training field.

1. Canadian Citizens and Permanent Residents vs. Visa Trainees – The group of Canadian Citizens and Permanent Residents is our best estimate of the physicians who will practice in Canada. Visa Trainees although undertaking post-M.D. training in Canada, do not have the legal status required to stay and practice medicine in Canada.
2. Regular Ministry Funded vs. All Other Sources of Funding – Regular Ministry Funded trainees have funding provided by the appropriate provincial government ministry responsible for the training of residents within each province. For those that are not Regular Ministry Funded, the main source of funds comes from contracts between the faculty of medicine and foreign governments.
3. Summary Table 2012/13 – 2021/22
A: Number of Canadian Citizens and Permanent Residents in all Training Fields.
B: Number of Visa Trainees in all Training Fields
4. Summary Table 2012/13 – 2021/22
A: Number of Regular Ministry Funded Trainees in all Training Fields.
B: Number of Non-Regular Ministry Funded Trainees in all Training Fields.

TABLE OF CONTENTS

Field of Training	Page
Family Medicine	
Family Medicine	6
Emergency Medicine (Following Family Medicine)	11
Care of the Elderly (Following Family Medicine)	17
Anesthesia (Following Family Medicine)	21
Palliative Care (Following Family Medicine)	25
Sports Medicine (Following Family Medicine)	29
Enhanced Skills: Other Family Medicine Enhanced Skills Training	33
Medical Specialties	
Palliative Medicine	37
Anesthesiology	39
Public Health and Preventive Medicine	43
Dermatology	47
Diagnostic Radiology	49
Emergency Medicine	53
Internal Medicine	57
Medical Genetics and Genomics	61
Neurology	63
Neurology (Pediatrics)	67
Nuclear Medicine	69
Pediatrics	71
Physical Medicine and Rehabilitation	75
Psychiatry	78
Radiation Oncology	82
Lab Medicine Specialties	
Anatomical Pathology	85
Forensic Pathology	89

TABLE OF CONTENTS

Field of Training	Page
General Pathology	91
Hematological Pathology	93
Medical Biochemistry	95
Medical Microbiology	97
Neuropathology	99
Surgical Specialties	
Cardiac Surgery	101
General Surgery	104
Neurosurgery	108
Obstetrics and Gynecology	112
Ophthalmology	116
Otolaryngology – Head and Neck Surgery	120
Orthopedic Surgery	124
Plastic Surgery	128
Urology	132
Vascular Surgery	136
Medical and Surgical Subspecialties	
Interventional Radiology	138
Neuroradiology	140
Pediatric Radiology	143
Adolescent Medicine	145
Cardiology	147
Clinical Immunology and Allergy	152
Clinical Pharmacology and Toxicology	156
Critical Care	158
Developmental Pediatrics	165
Endocrinology and Metabolism	168

TABLE OF CONTENTS

Field of Training	Page
Gastroenterology	173
General Internal Medicine	178
Geriatric Medicine	182
Pediatric Emergency Medicine	186
Hematology	190
Infectious Diseases	194
Medical Oncology	198
Neonatal-Perinatal Medicine	202
Nephrology	205
Occupational Medicine	210
Pain Medicine	212
Respirology	214
Rheumatology	219
Transfusion Medicine	223
Child & Adolescent Psychiatry	225
Forensic Psychiatry	229
Geriatric Psychiatry	231
Colorectal Surgery	235
General Surgical Oncology	237
Pediatric Surgery	239
Thoracic Surgery	242
Gynecologic Oncology	245
Gynecologic Reproductive Endocrinology and Infertility	248
Maternal-Fetal Medicine	250
Areas of Focused Competence	
Areas of Focused Competence Summary	254

Summary Table 2012/13 – 2021/22

Number of Canadian Citizens and Permanent Residents in all Training Fields	258
Number of Visa Trainees in all Training Fields	261
Number of Regular Ministry Funded Trainees in all Training Fields	264
Number of Non-Regular Ministry Funded Trainees in all Training Fields	267

Table 1
FAMILY MEDICINE
2021-22 Post-M.D. Trainees
(Canadian Citizens/Permanent Residents vs Visa Trainees)
Faculty of Medicine Providing Post-M.D. Training
By
Rank

Faculty of Medicine Providing Post-M.D. Training		Residents			Fellows	Total
		PGY-1	PGY-2	Sub-Total	Fellow	
Memorial University	CC/PR	35	32	67		67
	Visa Trainees					
	TOTAL	35	32	67		67
Dalhousie University	CC/PR	73	73	146		146
	Visa Trainees					
	TOTAL	73	73	146		146
Université Laval	CC/PR	117	150	267		267
	Visa Trainees					
	TOTAL	117	150	267		267
Université de Sherbrooke	CC/PR	108	114	222		222
	Visa Trainees	1	1	2		2
	TOTAL	109	115	224		224
Université de Montréal	CC/PR	161	162	323	2	325
	Visa Trainees	1	3	4		4
	TOTAL	162	165	327	2	329
McGill University	CC/PR	101	132	233		233
	Visa Trainees	3	1	4	1	5
	TOTAL	104	133	237	1	238
University of Ottawa	CC/PR	68	76	144		144
	Visa Trainees					
	TOTAL	68	76	144		144
Queen's University	CC/PR	73	74	147		147
	Visa Trainees					
	TOTAL	73	74	147		147

Table 1
FAMILY MEDICINE
2021-22 Post-M.D. Trainees
(Canadian Citizens/Permanent Residents vs Visa Trainees)
Faculty of Medicine Providing Post-M.D. Training
By
Rank

Faculty of Medicine Providing Post-M.D. Training		Residents			Fellows	Total
		PGY-1	PGY-2	Sub-Total	Fellow	
University of Toronto	CC/PR	161	167	328	1	329
	Visa Trainees	2	4	6	2	8
	TOTAL	163	171	334	3	337
McMaster University	CC/PR	102	96	198		198
	Visa Trainees					
	TOTAL	102	96	198		198
University of Western Ontario	CC/PR	81	79	160		160
	Visa Trainees					
	TOTAL	81	79	160		160
Northern Ontario School of Medicine	CC/PR	45	37	82		82
	Visa Trainees					
	TOTAL	45	37	82		82
University of Manitoba	CC/PR	55	58	113		113
	Visa Trainees					
	TOTAL	55	58	113		113
University of Saskatchewan	CC/PR	49	51	100		100
	Visa Trainees					
	TOTAL	49	51	100		100
University of Alberta	CC/PR	75	77	152		152
	Visa Trainees					
	TOTAL	75	77	152		152
University of Calgary	CC/PR	86	92	178		178
	Visa Trainees					
	TOTAL	86	92	178		178

Table 1
FAMILY MEDICINE
2021-22 Post-M.D. Trainees
(Canadian Citizens/Permanent Residents vs Visa Trainees)
Faculty of Medicine Providing Post-M.D. Training
By
Rank

Faculty of Medicine Providing Post-M.D. Training		Residents			Fellows	Total
		PGY-1	PGY-2	Sub-Total	Fellow	
University of British Columbia	CC/PR	174	175	349	1	350
	Visa Trainees					
	TOTAL	174	175	349	1	350
Grand Total	CC/PR	1564	1645	3209	4	3213
	Visa Trainees	7	9	16	3	19
	TOTAL	1571	1654	3225	7	3232

Table 2
FAMILY MEDICINE
2021-22 Post-M.D. Trainees
(Regular Ministry Funded vs All Other Funding)
Faculty of Medicine Providing Post-M.D. Training
By
Rank

Faculty of Medicine Providing Post-M.D. Training		Residents			Fellows	Total
		PGY-1	PGY-2	Sub-Total	Fellow	
Memorial University	Regular Ministry Funded	33	31	64		64
	Non-Ministry Funded	2	1	3		3
	TOTAL	35	32	67		67
Dalhousie University	Regular Ministry Funded	72	73	145		145
	Non-Ministry Funded	1		1		1
	TOTAL	73	73	146		146
Université Laval	Regular Ministry Funded	117	150	267		267
	Non-Ministry Funded					
	TOTAL	117	150	267		267
Université de Sherbrooke	Regular Ministry Funded	95	90	185		185
	Non-Ministry Funded	14	25	39		39
	TOTAL	109	115	224		224
Université de Montréal	Regular Ministry Funded	162	165	327		327
	Non-Ministry Funded				2	2
	TOTAL	162	165	327	2	329
McGill University	Regular Ministry Funded	104	132	236		236
	Non-Ministry Funded		1	1	1	2
	TOTAL	104	133	237	1	238
University of Ottawa	Regular Ministry Funded	64	73	137		137
	Non-Ministry Funded	4	3	7		7
	TOTAL	68	76	144		144
Queen's University	Regular Ministry Funded	66	64	130		130
	Non-Ministry Funded	7	10	17		17
	TOTAL	73	74	147		147
University of Toronto	Regular Ministry Funded	161	167	328		328
	Non-Ministry Funded	2	4	6	3	9
	TOTAL	163	171	334	3	337

Table 2
FAMILY MEDICINE
2021-22 Post-M.D. Trainees
(Regular Ministry Funded vs All Other Funding)
Faculty of Medicine Providing Post-M.D. Training
By
Rank

Faculty of Medicine Providing Post-M.D. Training		Residents			Fellows	Total
		PGY-1	PGY-2	Sub-Total	Fellow	
McMaster University	Regular Ministry Funded	102	95	197		197
	Non-Ministry Funded		1	1		1
	TOTAL	102	96	198		198
University of Western Ontario	Regular Ministry Funded	79	79	158		158
	Non-Ministry Funded	2		2		2
	TOTAL	81	79	160		160
Northern Ontario School of Medicine	Regular Ministry Funded	44	35	79		79
	Non-Ministry Funded	1	2	3		3
	TOTAL	45	37	82		82
University of Manitoba	Regular Ministry Funded	54	57	111		111
	Non-Ministry Funded	1	1	2		2
	TOTAL	55	58	113		113
University of Saskatchewan	Regular Ministry Funded	49	49	98		98
	Non-Ministry Funded		2	2		2
	TOTAL	49	51	100		100
University of Alberta	Regular Ministry Funded	75	77	152		152
	Non-Ministry Funded					
	TOTAL	75	77	152		152
University of Calgary	Regular Ministry Funded	84	89	173		173
	Non-Ministry Funded	2	3	5		5
	TOTAL	86	92	178		178
University of British Columbia	Regular Ministry Funded	174	175	349		349
	Non-Ministry Funded				1	1
	TOTAL	174	175	349	1	350
Grand Total	Regular Ministry Funded	1535	1601	3136		3136
	Non-Ministry Funded	36	53	89	7	96
	TOTAL	1571	1654	3225	7	3232

Table 1
EMERGENCY MEDICINE (CAC) FOLLOWING FAMILY MEDICINE
2021-22 Post-M.D. Trainees
(Canadian Citizens/Permanent Residents vs Visa Trainees)
Faculty of Medicine Providing Post-M.D. Training
By
Rank

Faculty of Medicine Providing Post-M.D. Training		Residents	Fellows	Total
		PGY-3	Fellow	
Memorial University	CC/PR	3		3
	Visa Trainees			
	TOTAL	3		3
Dalhousie University	CC/PR	6		6
	Visa Trainees			
	TOTAL	6		6
Université Laval	CC/PR	8		8
	Visa Trainees			
	TOTAL	8		8
Université de Sherbrooke	CC/PR	7		7
	Visa Trainees			
	TOTAL	7		7
Université de Montréal	CC/PR	10		10
	Visa Trainees			
	TOTAL	10		10
McGill University	CC/PR	11		11
	Visa Trainees			
	TOTAL	11		11
University of Ottawa	CC/PR	5	3	8
	Visa Trainees			
	TOTAL	5	3	8
Queen's University	CC/PR	7		7
	Visa Trainees			
	TOTAL	7		7

Table 1
EMERGENCY MEDICINE (CAC) FOLLOWING FAMILY MEDICINE
2021-22 Post-M.D. Trainees
(Canadian Citizens/Permanent Residents vs Visa Trainees)
Faculty of Medicine Providing Post-M.D. Training
By
Rank

Faculty of Medicine Providing Post-M.D. Training		Residents	Fellows	Total
		PGY-3	Fellow	
University of Toronto	CC/PR	6		6
	Visa Trainees			
	TOTAL	6		6
McMaster University	CC/PR	5		5
	Visa Trainees			
	TOTAL	5		5
University of Western Ontario	CC/PR	10		10
	Visa Trainees			
	TOTAL	10		10
Northern Ontario School of Medicine	CC/PR	8		8
	Visa Trainees			
	TOTAL	8		8
University of Manitoba	CC/PR	4		4
	Visa Trainees			
	TOTAL	4		4
University of Saskatchewan	CC/PR	9		9
	Visa Trainees			
	TOTAL	9		9
University of Alberta	CC/PR	8		8
	Visa Trainees			
	TOTAL	8		8
University of Calgary	CC/PR	9		9
	Visa Trainees			
	TOTAL	9		9

Table 1
EMERGENCY MEDICINE (CAC) FOLLOWING FAMILY MEDICINE
2021-22 Post-M.D. Trainees
(Canadian Citizens/Permanent Residents vs Visa Trainees)
Faculty of Medicine Providing Post-M.D. Training
By
Rank

Faculty of Medicine Providing Post-M.D. Training		Residents	Fellows	Total
		PGY-3	Fellow	
University of British Columbia	CC/PR	13		13
	Visa Trainees			
	TOTAL	13		13
Grand Total	CC/PR	129	3	132
	Visa Trainees			
	TOTAL	129	3	132

Table 2
EMERGENCY MEDICINE (CAC) FOLLOWING FAMILY MEDICINE
2021-22 Post-M.D. Trainees
(Regular Ministry Funded vs All Other Funding)
Faculty of Medicine Providing Post-M.D. Training
By
Rank

Faculty of Medicine Providing Post-M.D. Training		Residents	Fellows	Total
		PGY-3	Fellow	
Memorial University	Regular Ministry Funded	3		3
	Non-Ministry Funded			
	TOTAL	3		3
Dalhousie University	Regular Ministry Funded	6		6
	Non-Ministry Funded			
	TOTAL	6		6
Université Laval	Regular Ministry Funded	8		8
	Non-Ministry Funded			
	TOTAL	8		8
Université de Sherbrooke	Regular Ministry Funded	7		7
	Non-Ministry Funded			
	TOTAL	7		7
Université de Montréal	Regular Ministry Funded	10		10
	Non-Ministry Funded			
	TOTAL	10		10
McGill University	Regular Ministry Funded	11		11
	Non-Ministry Funded			
	TOTAL	11		11
University of Ottawa	Regular Ministry Funded	5		5
	Non-Ministry Funded		3	3
	TOTAL	5	3	8
Queen's University	Regular Ministry Funded	7		7
	Non-Ministry Funded			
	TOTAL	7		7

Table 2
EMERGENCY MEDICINE (CAC) FOLLOWING FAMILY MEDICINE
2021-22 Post-M.D. Trainees
(Regular Ministry Funded vs All Other Funding)
Faculty of Medicine Providing Post-M.D. Training
By
Rank

Faculty of Medicine Providing Post-M.D. Training		Residents	Fellows	Total
		PGY-3	Fellow	
University of Toronto	Regular Ministry Funded	6		6
	Non-Ministry Funded			
	TOTAL	6		6
McMaster University	Regular Ministry Funded	5		5
	Non-Ministry Funded			
	TOTAL	5		5
University of Western Ontario	Regular Ministry Funded	8		8
	Non-Ministry Funded	2		2
	TOTAL	10		10
Northern Ontario School of Medicine	Regular Ministry Funded	8		8
	Non-Ministry Funded			
	TOTAL	8		8
University of Manitoba	Regular Ministry Funded	4		4
	Non-Ministry Funded			
	TOTAL	4		4
University of Saskatchewan	Regular Ministry Funded	9		9
	Non-Ministry Funded			
	TOTAL	9		9
University of Alberta	Regular Ministry Funded	8		8
	Non-Ministry Funded			
	TOTAL	8		8
University of Calgary	Regular Ministry Funded	9		9
	Non-Ministry Funded			
	TOTAL	9		9

Table 2
EMERGENCY MEDICINE (CAC) FOLLOWING FAMILY MEDICINE
2021-22 Post-M.D. Trainees
(Regular Ministry Funded vs All Other Funding)
Faculty of Medicine Providing Post-M.D. Training
By
Rank

Faculty of Medicine Providing Post-M.D. Training		Residents	Fellows	Total
		PGY-3	Fellow	
University of British Columbia	Regular Ministry Funded	13		13
	Non-Ministry Funded			
	TOTAL	13		13
Grand Total	Regular Ministry Funded	127		127
	Non-Ministry Funded	2	3	5
	TOTAL	129	3	132

Table 1
CARE OF THE ELDERLY (CAC) FOLLOWING FAMILY MEDICINE
2021-22 Post-M.D. Trainees
(Canadian Citizens/Permanent Residents vs Visa Trainees)
Faculty of Medicine Providing Post-M.D. Training
By
Rank

Faculty of Medicine Providing Post-M.D. Training		Residents	Total
		PGY-3	
Memorial University	CC/PR	1	1
	Visa Trainees		
	TOTAL	1	1
Dalhousie University	CC/PR	2	2
	Visa Trainees		
	TOTAL	2	2
Université Laval	CC/PR	2	2
	Visa Trainees		
	TOTAL	2	2
Université de Sherbrooke	CC/PR	1	1
	Visa Trainees		
	TOTAL	1	1
Université de Montréal	CC/PR	2	2
	Visa Trainees		
	TOTAL	2	2
McGill University	CC/PR	1	1
	Visa Trainees		
	TOTAL	1	1
Queen's University	CC/PR	1	1
	Visa Trainees		
	TOTAL	1	1
University of Toronto	CC/PR	3	3
	Visa Trainees		
	TOTAL	3	3

Table 1
CARE OF THE ELDERLY (CAC) FOLLOWING FAMILY MEDICINE
2021-22 Post-M.D. Trainees
(Canadian Citizens/Permanent Residents vs Visa Trainees)
Faculty of Medicine Providing Post-M.D. Training
By
Rank

Faculty of Medicine Providing Post-M.D. Training		Residents	Total
		PGY-3	
McMaster University	CC/PR	1	1
	Visa Trainees		
	TOTAL	1	1
Northern Ontario School of Medicine	CC/PR	1	1
	Visa Trainees		
	TOTAL	1	1
University of Manitoba	CC/PR	2	2
	Visa Trainees		
	TOTAL	2	2
University of Alberta	CC/PR	6	6
	Visa Trainees		
	TOTAL	6	6
University of Calgary	CC/PR	1	1
	Visa Trainees		
	TOTAL	1	1
University of British Columbia	CC/PR	1	1
	Visa Trainees		
	TOTAL	1	1
Grand Total	CC/PR	25	25
	Visa Trainees		
	TOTAL	25	25

Table 2
CARE OF THE ELDERLY (CAC) FOLLOWING FAMILY MEDICINE
2021-22 Post-M.D. Trainees
(Regular Ministry Funded vs All Other Funding)
Faculty of Medicine Providing Post-M.D. Training
By
Rank

Faculty of Medicine Providing Post-M.D. Training		Residents	Total
		PGY-3	
Memorial University	Regular Ministry Funded	1	1
	Non-Ministry Funded		
	TOTAL	1	1
Dalhousie University	Regular Ministry Funded	2	2
	Non-Ministry Funded		
	TOTAL	2	2
Université Laval	Regular Ministry Funded	2	2
	Non-Ministry Funded		
	TOTAL	2	2
Université de Sherbrooke	Regular Ministry Funded	1	1
	Non-Ministry Funded		
	TOTAL	1	1
Université de Montréal	Regular Ministry Funded	2	2
	Non-Ministry Funded		
	TOTAL	2	2
McGill University	Regular Ministry Funded	1	1
	Non-Ministry Funded		
	TOTAL	1	1
Queen's University	Regular Ministry Funded	1	1
	Non-Ministry Funded		
	TOTAL	1	1
University of Toronto	Regular Ministry Funded	3	3
	Non-Ministry Funded		
	TOTAL	3	3

Table 2
CARE OF THE ELDERLY (CAC) FOLLOWING FAMILY MEDICINE
2021-22 Post-M.D. Trainees
(Regular Ministry Funded vs All Other Funding)
Faculty of Medicine Providing Post-M.D. Training
By
Rank

Faculty of Medicine Providing Post-M.D. Training		Residents	Total
		PGY-3	
McMaster University	Regular Ministry Funded	1	1
	Non-Ministry Funded		
	TOTAL	1	1
Northern Ontario School of Medicine	Regular Ministry Funded	1	1
	Non-Ministry Funded		
	TOTAL	1	1
University of Manitoba	Regular Ministry Funded	2	2
	Non-Ministry Funded		
	TOTAL	2	2
University of Alberta	Regular Ministry Funded	6	6
	Non-Ministry Funded		
	TOTAL	6	6
University of Calgary	Regular Ministry Funded	1	1
	Non-Ministry Funded		
	TOTAL	1	1
University of British Columbia	Regular Ministry Funded	1	1
	Non-Ministry Funded		
	TOTAL	1	1
Grand Total	Regular Ministry Funded	25	25
	Non-Ministry Funded		
	TOTAL	25	25

Table 1
ANESTHESIA (CAC) FOLLOWING FAMILY MEDICINE
2021-22 Post-M.D. Trainees
(Canadian Citizens/Permanent Residents vs Visa Trainees)
Faculty of Medicine Providing Post-M.D. Training
By
Rank

Faculty of Medicine Providing Post-M.D. Training		Residents	Total
		PGY-3	
University of Ottawa	CC/PR	1	1
	Visa Trainees		
	TOTAL	1	1
Queen's University	CC/PR	2	2
	Visa Trainees		
	TOTAL	2	2
University of Toronto	CC/PR	3	3
	Visa Trainees		
	TOTAL	3	3
McMaster University	CC/PR	2	2
	Visa Trainees		
	TOTAL	2	2
Northern Ontario School of Medicine	CC/PR	3	3
	Visa Trainees		
	TOTAL	3	3
University of Manitoba	CC/PR	2	2
	Visa Trainees		
	TOTAL	2	2
University of Saskatchewan	CC/PR	3	3
	Visa Trainees		
	TOTAL	3	3
University of Alberta	CC/PR	3	3
	Visa Trainees		
	TOTAL	3	3

Table 1
ANESTHESIA (CAC) FOLLOWING FAMILY MEDICINE
2021-22 Post-M.D. Trainees
(Canadian Citizens/Permanent Residents vs Visa Trainees)
Faculty of Medicine Providing Post-M.D. Training
By
Rank

Faculty of Medicine Providing Post-M.D. Training		Residents	Total
		PGY-3	
University of Calgary	CC/PR	2	2
	Visa Trainees		
	TOTAL	2	2
University of British Columbia	CC/PR	5	5
	Visa Trainees		
	TOTAL	5	5
Grand Total	CC/PR	26	26
	Visa Trainees		
	TOTAL	26	26

Table 2
ANESTHESIA (CAC) FOLLOWING FAMILY MEDICINE
2021-22 Post-M.D. Trainees
(Regular Ministry Funded vs All Other Funding)
Faculty of Medicine Providing Post-M.D. Training
By
Rank

Faculty of Medicine Providing Post-M.D. Training		Residents	Total
		PGY-3	
University of Ottawa	Regular Ministry Funded	1	1
	Non-Ministry Funded		
	TOTAL	1	1
Queen's University	Regular Ministry Funded	2	2
	Non-Ministry Funded		
	TOTAL	2	2
University of Toronto	Regular Ministry Funded	3	3
	Non-Ministry Funded		
	TOTAL	3	3
McMaster University	Regular Ministry Funded	2	2
	Non-Ministry Funded		
	TOTAL	2	2
Northern Ontario School of Medicine	Regular Ministry Funded	3	3
	Non-Ministry Funded		
	TOTAL	3	3
University of Manitoba	Regular Ministry Funded	2	2
	Non-Ministry Funded		
	TOTAL	2	2
University of Saskatchewan	Regular Ministry Funded	3	3
	Non-Ministry Funded		
	TOTAL	3	3
University of Alberta	Regular Ministry Funded	3	3
	Non-Ministry Funded		
	TOTAL	3	3

Table 2
ANESTHESIA (CAC) FOLLOWING FAMILY MEDICINE
2021-22 Post-M.D. Trainees
(Regular Ministry Funded vs All Other Funding)
Faculty of Medicine Providing Post-M.D. Training
By
Rank

Faculty of Medicine Providing Post-M.D. Training		Residents	Total
		PGY-3	
University of Calgary	Regular Ministry Funded	2	2
	Non-Ministry Funded		
	TOTAL	2	2
University of British Columbia	Regular Ministry Funded	5	5
	Non-Ministry Funded		
	TOTAL	5	5
Grand Total	Regular Ministry Funded	26	26
	Non-Ministry Funded		
	TOTAL	26	26

Table 1
PALLIATIVE CARE (CAC) FOLLOWING FAMILY MEDICINE
2021-22 Post-M.D. Trainees
(Canadian Citizens/Permanent Residents vs Visa Trainees)
Faculty of Medicine Providing Post-M.D. Training
By
Rank

Faculty of Medicine Providing Post-M.D. Training		Residents	Fellows	Total
		PGY-3	Fellow	
Dalhousie University	CC/PR	1		1
	Visa Trainees			
	TOTAL	1		1
Université Laval	CC/PR	1		1
	Visa Trainees			
	TOTAL	1		1
Université de Sherbrooke	CC/PR	2		2
	Visa Trainees			
	TOTAL	2		2
Université de Montréal	CC/PR	2		2
	Visa Trainees			
	TOTAL	2		2
McGill University	CC/PR	3		3
	Visa Trainees			
	TOTAL	3		3
University of Ottawa	CC/PR	3		3
	Visa Trainees			
	TOTAL	3		3
Queen's University	CC/PR	2		2
	Visa Trainees			
	TOTAL	2		2
University of Toronto	CC/PR	4	1	5
	Visa Trainees		1	1
	TOTAL	4	2	6

Table 1
PALLIATIVE CARE (CAC) FOLLOWING FAMILY MEDICINE
2021-22 Post-M.D. Trainees
(Canadian Citizens/Permanent Residents vs Visa Trainees)
Faculty of Medicine Providing Post-M.D. Training
By
Rank

Faculty of Medicine Providing Post-M.D. Training		Residents	Fellows	Total
		PGY-3	Fellow	
McMaster University	CC/PR	1		1
	Visa Trainees			
	TOTAL	1		1
University of Western Ontario	CC/PR	2		2
	Visa Trainees			
	TOTAL	2		2
University of Manitoba	CC/PR	2		2
	Visa Trainees			
	TOTAL	2		2
University of Alberta	CC/PR	3		3
	Visa Trainees			
	TOTAL	3		3
University of Calgary	CC/PR	2		2
	Visa Trainees			
	TOTAL	2		2
University of British Columbia	CC/PR	6		6
	Visa Trainees			
	TOTAL	6		6
Grand Total	CC/PR	34	1	35
	Visa Trainees		1	1
	TOTAL	34	2	36

Table 2
PALLIATIVE CARE (CAC) FOLLOWING FAMILY MEDICINE
2021-22 Post-M.D. Trainees
(Regular Ministry Funded vs All Other Funding)
Faculty of Medicine Providing Post-M.D. Training
By
Rank

Faculty of Medicine Providing Post-M.D. Training		Residents	Fellows	Total
		PGY-3	Fellow	
Dalhousie University	Regular Ministry Funded	1		1
	Non-Ministry Funded			
	TOTAL	1		1
Université Laval	Regular Ministry Funded	1		1
	Non-Ministry Funded			
	TOTAL	1		1
Université de Sherbrooke	Regular Ministry Funded	2		2
	Non-Ministry Funded			
	TOTAL	2		2
Université de Montréal	Regular Ministry Funded	2		2
	Non-Ministry Funded			
	TOTAL	2		2
McGill University	Regular Ministry Funded	3		3
	Non-Ministry Funded			
	TOTAL	3		3
University of Ottawa	Regular Ministry Funded	2		2
	Non-Ministry Funded	1		1
	TOTAL	3		3
Queen's University	Regular Ministry Funded	2		2
	Non-Ministry Funded			
	TOTAL	2		2
University of Toronto	Regular Ministry Funded	4		4
	Non-Ministry Funded		2	2
	TOTAL	4	2	6

Table 2
PALLIATIVE CARE (CAC) FOLLOWING FAMILY MEDICINE
2021-22 Post-M.D. Trainees
(Regular Ministry Funded vs All Other Funding)
Faculty of Medicine Providing Post-M.D. Training
By
Rank

Faculty of Medicine Providing Post-M.D. Training		Residents	Fellows	Total
		PGY-3	Fellow	
McMaster University	Regular Ministry Funded	1		1
	Non-Ministry Funded			
	TOTAL	1		1
University of Western Ontario	Regular Ministry Funded	2		2
	Non-Ministry Funded			
	TOTAL	2		2
University of Manitoba	Regular Ministry Funded	2		2
	Non-Ministry Funded			
	TOTAL	2		2
University of Alberta	Regular Ministry Funded	3		3
	Non-Ministry Funded			
	TOTAL	3		3
University of Calgary	Regular Ministry Funded	2		2
	Non-Ministry Funded			
	TOTAL	2		2
University of British Columbia	Regular Ministry Funded	6		6
	Non-Ministry Funded			
	TOTAL	6		6
Grand Total	Regular Ministry Funded	33		33
	Non-Ministry Funded	1	2	3
	TOTAL	34	2	36

Table 1
SPORTS MEDICINE (CAC) FOLLOWING FAMILY MEDICINE
2021-22 Post-M.D. Trainees
(Canadian Citizens/Permanent Residents vs Visa Trainees)
Faculty of Medicine Providing Post-M.D. Training
By
Rank

Faculty of Medicine Providing Post-M.D. Training		Residents	Total
		PGY-3	
Université Laval	CC/PR	1	1
	Visa Trainees		
	TOTAL	1	1
Université de Montréal	CC/PR	1	1
	Visa Trainees		
	TOTAL	1	1
McGill University	CC/PR	2	2
	Visa Trainees		
	TOTAL	2	2
University of Ottawa	CC/PR	1	1
	Visa Trainees		
	TOTAL	1	1
University of Toronto	CC/PR	2	2
	Visa Trainees		
	TOTAL	2	2
McMaster University	CC/PR	1	1
	Visa Trainees		
	TOTAL	1	1
University of Western Ontario	CC/PR	2	2
	Visa Trainees		
	TOTAL	2	2
University of Manitoba	CC/PR	1	1
	Visa Trainees		
	TOTAL	1	1

Table 1
SPORTS MEDICINE (CAC) FOLLOWING FAMILY MEDICINE
2021-22 Post-M.D. Trainees
(Canadian Citizens/Permanent Residents vs Visa Trainees)
Faculty of Medicine Providing Post-M.D. Training
By
Rank

Faculty of Medicine Providing Post-M.D. Training		Residents	Total
		PGY-3	
University of Saskatchewan	CC/PR	1	1
	Visa Trainees		
	TOTAL	1	1
University of Alberta	CC/PR	1	1
	Visa Trainees		
	TOTAL	1	1
University of Calgary	CC/PR	1	1
	Visa Trainees		
	TOTAL	1	1
University of British Columbia	CC/PR	1	1
	Visa Trainees		
	TOTAL	1	1
Grand Total	CC/PR	15	15
	Visa Trainees		
	TOTAL	15	15

Table 2
SPORTS MEDICINE (CAC) FOLLOWING FAMILY MEDICINE
2021-22 Post-M.D. Trainees
(Regular Ministry Funded vs All Other Funding)
Faculty of Medicine Providing Post-M.D. Training
By
Rank

Faculty of Medicine Providing Post-M.D. Training		Residents	Total
		PGY-3	
Université Laval	Regular Ministry Funded	1	1
	Non-Ministry Funded		
	TOTAL	1	1
Université de Montréal	Regular Ministry Funded	1	1
	Non-Ministry Funded		
	TOTAL	1	1
McGill University	Regular Ministry Funded	2	2
	Non-Ministry Funded		
	TOTAL	2	2
University of Ottawa	Regular Ministry Funded	1	1
	Non-Ministry Funded		
	TOTAL	1	1
University of Toronto	Regular Ministry Funded	2	2
	Non-Ministry Funded		
	TOTAL	2	2
McMaster University	Regular Ministry Funded	1	1
	Non-Ministry Funded		
	TOTAL	1	1
University of Western Ontario	Regular Ministry Funded	2	2
	Non-Ministry Funded		
	TOTAL	2	2
University of Manitoba	Regular Ministry Funded	1	1
	Non-Ministry Funded		
	TOTAL	1	1

Table 2
SPORTS MEDICINE (CAC) FOLLOWING FAMILY MEDICINE
2021-22 Post-M.D. Trainees
(Regular Ministry Funded vs All Other Funding)
Faculty of Medicine Providing Post-M.D. Training
By
Rank

Faculty of Medicine Providing Post-M.D. Training		Residents	Total
		PGY-3	
University of Saskatchewan	Regular Ministry Funded	1	1
	Non-Ministry Funded		
	TOTAL	1	1
University of Alberta	Regular Ministry Funded	1	1
	Non-Ministry Funded		
	TOTAL	1	1
University of Calgary	Regular Ministry Funded	1	1
	Non-Ministry Funded		
	TOTAL	1	1
University of British Columbia	Regular Ministry Funded	1	1
	Non-Ministry Funded		
	TOTAL	1	1
Grand Total	Regular Ministry Funded	15	15
	Non-Ministry Funded		
	TOTAL	15	15

Table 1
ENHANCED SKILLS: OTHER FAMILY MEDICINE ENHANCED SKILLS TRAINING
2021-22 Post-M.D. Trainees
(Canadian Citizens/Permanent Residents vs Visa Trainees)
Faculty of Medicine Providing Post-M.D. Training
By
Rank

Faculty of Medicine Providing Post-M.D. Training		Residents	Fellows	Total
		PGY-3	Fellow	
Memorial University	CC/PR	1		1
	Visa Trainees			
	TOTAL	1		1
Dalhousie University	CC/PR	3		3
	Visa Trainees			
	TOTAL	3		3
Université Laval	CC/PR	1		1
	Visa Trainees			
	TOTAL	1		1
Université de Sherbrooke	CC/PR	7		7
	Visa Trainees			
	TOTAL	7		7
Université de Montréal	CC/PR	13		13
	Visa Trainees			
	TOTAL	13		13
McGill University	CC/PR	8		8
	Visa Trainees			
	TOTAL	8		8
University of Ottawa	CC/PR	12		12
	Visa Trainees			
	TOTAL	12		12
Queen's University	CC/PR	5		5
	Visa Trainees			
	TOTAL	5		5
University of Toronto	CC/PR	25	14	39
	Visa Trainees			
	TOTAL	25	14	39

Table 1
ENHANCED SKILLS: OTHER FAMILY MEDICINE ENHANCED SKILLS TRAINING
2021-22 Post-M.D. Trainees
(Canadian Citizens/Permanent Residents vs Visa Trainees)
Faculty of Medicine Providing Post-M.D. Training
By
Rank

Faculty of Medicine Providing Post-M.D. Training		Residents	Fellows	Total
		PGY-3	Fellow	
McMaster University	CC/PR	7		7
	Visa Trainees			
	TOTAL	7		7
University of Western Ontario	CC/PR	5		5
	Visa Trainees			
	TOTAL	5		5
Northern Ontario School of Medicine	CC/PR	1		1
	Visa Trainees			
	TOTAL	1		1
University of Manitoba	CC/PR	7		7
	Visa Trainees			
	TOTAL	7		7
University of Saskatchewan	CC/PR	2		2
	Visa Trainees			
	TOTAL	2		2
University of Calgary	CC/PR	5		5
	Visa Trainees			
	TOTAL	5		5
University of British Columbia	CC/PR	18		18
	Visa Trainees			
	TOTAL	18		18
Grand Total	CC/PR	120	14	134
	Visa Trainees			
	TOTAL	120	14	134

Table 2
ENHANCED SKILLS: OTHER FAMILY MEDICINE ENHANCED SKILLS TRAINING
2021-22 Post-M.D. Trainees
(Regular Ministry Funded vs All Other Funding)
Faculty of Medicine Providing Post-M.D. Training
By
Rank

Faculty of Medicine Providing Post-M.D. Training		Residents	Fellows	Total
		PGY-3	Fellow	
Memorial University	Regular Ministry Funded	1		1
	Non-Ministry Funded			
	TOTAL	1		1
Dalhousie University	Regular Ministry Funded			
	Non-Ministry Funded	3		3
	TOTAL	3		3
Université Laval	Regular Ministry Funded	1		1
	Non-Ministry Funded			
	TOTAL	1		1
Université de Sherbrooke	Regular Ministry Funded	7		7
	Non-Ministry Funded			
	TOTAL	7		7
Université de Montréal	Regular Ministry Funded	13		13
	Non-Ministry Funded			
	TOTAL	13		13
McGill University	Regular Ministry Funded	8		8
	Non-Ministry Funded			
	TOTAL	8		8
University of Ottawa	Regular Ministry Funded	12		12
	Non-Ministry Funded			
	TOTAL	12		12
Queen's University	Regular Ministry Funded	5		5
	Non-Ministry Funded			
	TOTAL	5		5
University of Toronto	Regular Ministry Funded	22		22
	Non-Ministry Funded	3	14	17
	TOTAL	25	14	39

Table 2
ENHANCED SKILLS: OTHER FAMILY MEDICINE ENHANCED SKILLS TRAINING
2021-22 Post-M.D. Trainees
(Regular Ministry Funded vs All Other Funding)
Faculty of Medicine Providing Post-M.D. Training
By
Rank

Faculty of Medicine Providing Post-M.D. Training		Residents	Fellows	Total
		PGY-3	Fellow	
McMaster University	Regular Ministry Funded	7		7
	Non-Ministry Funded			
	TOTAL	7		7
University of Western Ontario	Regular Ministry Funded	5		5
	Non-Ministry Funded			
	TOTAL	5		5
Northern Ontario School of Medicine	Regular Ministry Funded	1		1
	Non-Ministry Funded			
	TOTAL	1		1
University of Manitoba	Regular Ministry Funded	7		7
	Non-Ministry Funded			
	TOTAL	7		7
University of Saskatchewan	Regular Ministry Funded	2		2
	Non-Ministry Funded			
	TOTAL	2		2
University of Calgary	Regular Ministry Funded	5		5
	Non-Ministry Funded			
	TOTAL	5		5
University of British Columbia	Regular Ministry Funded	18		18
	Non-Ministry Funded			
	TOTAL	18		18
Grand Total	Regular Ministry Funded	114		114
	Non-Ministry Funded	6	14	20
	TOTAL	120	14	134

Table 1
PALLIATIVE MEDICINE
2021-22 Post-M.D. Trainees
(Canadian Citizens/Permanent Residents vs Visa Trainees)
Faculty of Medicine Providing Post-M.D. Training
By
Rank

Faculty of Medicine Providing Post-M.D. Training		Residents					Fellows	Total
		PGY-4	PGY-5	PGY-6	PGY-7	Sub-Total	Fellow	
University of Ottawa	CC/PR	1				1	1	2
	Visa Trainees							
	TOTAL	1				1	1	2
Queen's University	CC/PR			1		1		1
	Visa Trainees							
	TOTAL			1		1		1
University of Toronto	CC/PR	2	2			4	1	5
	Visa Trainees	1				1	8	9
	TOTAL	3	2			5	9	14
University of Calgary	CC/PR		1			1	1	2
	Visa Trainees							
	TOTAL		1			1	1	2
University of British Columbia	CC/PR	1	1		1	3	1	4
	Visa Trainees							
	TOTAL	1	1		1	3	1	4
Grand Total	CC/PR	4	4	1	1	10	4	14
	Visa Trainees	1				1	8	9
	TOTAL	5	4	1	1	11	12	23

Table 2
PALLIATIVE MEDICINE
2021-22 Post-M.D. Trainees
(Regular Ministry Funded vs All Other Funding)
Faculty of Medicine Providing Post-M.D. Training
By
Rank

Faculty of Medicine Providing Post-M.D. Training		Residents				Sub-Total	Fellows	Total
		PGY-4	PGY-5	PGY-6	PGY-7		Fellow	
University of Ottawa	Regular Ministry Funded	1				1		1
	Non-Ministry Funded						1	1
	TOTAL	1				1	1	2
Queen's University	Regular Ministry Funded			1		1		1
	Non-Ministry Funded							
	TOTAL			1		1		1
University of Toronto	Regular Ministry Funded	2	2			4		4
	Non-Ministry Funded	1				1	9	10
	TOTAL	3	2			5	9	14
University of Calgary	Regular Ministry Funded		1			1		1
	Non-Ministry Funded						1	1
	TOTAL		1			1	1	2
University of British Columbia	Regular Ministry Funded	1	1		1	3		3
	Non-Ministry Funded						1	1
	TOTAL	1	1		1	3	1	4
Grand Total	Regular Ministry Funded	4	4	1	1	10		10
	Non-Ministry Funded	1				1	12	13
	TOTAL	5	4	1	1	11	12	23

Table 1
ANESTHESIOLOGY
 2021-22 Post-M.D. Trainees
 (Canadian Citizens/Permanent Residents vs Visa Trainees)
 Faculty of Medicine Providing Post-M.D. Training
 By
 Rank

Faculty of Medicine Providing Post-M.D. Training		Residents							Sub-Total	Fellows	Total
		PGY-1	PGY-2	PGY-3	PGY-4	PGY-5	PGY-6	PGY-7		Fellow	
Memorial University	CC/PR	5	4	5	4	4			22		22
	Visa Trainees										
	TOTAL	5	4	5	4	4			22		22
Dalhousie University	CC/PR	7	6	7	6	8			34	4	38
	Visa Trainees									3	3
	TOTAL	7	6	7	6	8			34	7	41
Université Laval	CC/PR	8	7	8	3	7			33		33
	Visa Trainees										
	TOTAL	8	7	8	3	7			33		33
Université de Sherbrooke	CC/PR	5	5	5	6	5			26		26
	Visa Trainees										
	TOTAL	5	5	5	6	5			26		26
Université de Montréal	CC/PR	10	10	10	6	7	2	1	46		46
	Visa Trainees									3	3
	TOTAL	10	10	10	6	7	2	1	46	3	49
McGill University	CC/PR	8	7	5	5	7		1	33	2	35
	Visa Trainees				2				2	21	23
	TOTAL	8	7	5	7	7		1	35	23	58
University of Ottawa	CC/PR	11	10	12	12	1			46	7	53
	Visa Trainees	1	1	1					3	5	8
	TOTAL	12	11	13	12	1			49	12	61
Queen's University	CC/PR	5	4	4	4	3			20	2	22
	Visa Trainees									2	2
	TOTAL	5	4	4	4	3			20	4	24
University of Toronto	CC/PR	19	20	21	20	15	2	2	99	27	126
	Visa Trainees			1		1	1		3	90	93
	TOTAL	19	20	22	20	16	3	2	102	117	219
McMaster University	CC/PR	10	7	8	8	6			39	4	43
	Visa Trainees									3	3
	TOTAL	10	7	8	8	6			39	7	46
University of Western Ontario	CC/PR	8	7	9	8	7			39	4	43
	Visa Trainees					1			1	16	17
	TOTAL	8	7	9	8	8			40	20	60
Northern Ontario School of Medicine	CC/PR	2	2	1	1	4			10		10
	Visa Trainees										
	TOTAL	2	2	1	1	4			10		10
University of Manitoba	CC/PR	6	7	7	8	5			33	3	36
	Visa Trainees										
	TOTAL	6	7	7	8	5			33	3	36

Table 1
ANESTHESIOLOGY
2021-22 Post-M.D. Trainees
(Canadian Citizens/Permanent Residents vs Visa Trainees)
Faculty of Medicine Providing Post-M.D. Training
By
Rank

Faculty of Medicine Providing Post-M.D. Training		Residents							Fellows	Total	
		PGY-1	PGY-2	PGY-3	PGY-4	PGY-5	PGY-6	PGY-7	Sub-Total	Fellow	
University of Saskatchewan	CC/PR	6	6	5	7	6			30		30
	Visa Trainees										
	TOTAL	6	6	5	7	6			30		30
University of Alberta	CC/PR	7	9	7	9	3			35	2	37
	Visa Trainees										
	TOTAL	7	9	7	9	3			35	2	37
University of Calgary	CC/PR	8	4	6	6	4			28	5	33
	Visa Trainees										
	TOTAL	8	4	6	6	4			28	5	33
University of British Columbia	CC/PR	14	15	14	12	12			67	3	70
	Visa Trainees									14	14
	TOTAL	14	15	14	12	12			67	17	84
Grand Total	CC/PR	139	130	134	125	104	4	4	640	63	703
	Visa Trainees	1	1	2	2	2	1		9	157	166
	TOTAL	140	131	136	127	106	5	4	649	220	869

Table 2
ANESTHESIOLOGY
2021-22 Post-M.D. Trainees
(Regular Ministry Funded vs All Other Funding)
Faculty of Medicine Providing Post-M.D. Training
By Rank

Faculty of Medicine Providing Post-M.D. Training		Residents							Fellows	Total	
		PGY-1	PGY-2	PGY-3	PGY-4	PGY-5	PGY-6	PGY-7	Sub-Total	Fellow	
Memorial University	Regular Ministry Funded	5	4	5	4	4			22		22
	Non-Ministry Funded										
	TOTAL	5	4	5	4	4			22		22
Dalhousie University	Regular Ministry Funded	7	6	7	6	8			34		34
	Non-Ministry Funded									7	7
	TOTAL	7	6	7	6	8			34	7	41
Université Laval	Regular Ministry Funded	8	7	8	3	7			33		33
	Non-Ministry Funded										
	TOTAL	8	7	8	3	7			33		33
Université de Sherbrooke	Regular Ministry Funded	5	5	5	6	5			26		26
	Non-Ministry Funded										
	TOTAL	5	5	5	6	5			26		26
Université de Montréal	Regular Ministry Funded	10	10	10	6	7	2	1	46		46
	Non-Ministry Funded									3	3
	TOTAL	10	10	10	6	7	2	1	46	3	49
McGill University	Regular Ministry Funded	8	7	5	5	7		1	33		33
	Non-Ministry Funded				2				2	23	25
	TOTAL	8	7	5	7	7		1	35	23	58
University of Ottawa	Regular Ministry Funded	10	10	12	12	1			45		45
	Non-Ministry Funded	2	1	1					4	12	16
	TOTAL	12	11	13	12	1			49	12	61
Queen's University	Regular Ministry Funded	5	4	4	4	3			20		20
	Non-Ministry Funded									4	4
	TOTAL	5	4	4	4	3			20	4	24
University of Toronto	Regular Ministry Funded	19	20	19	20	15	2	2	97		97
	Non-Ministry Funded			3		1	1		5	117	122
	TOTAL	19	20	22	20	16	3	2	102	117	219
McMaster University	Regular Ministry Funded	9	7	8	7	6			37		37
	Non-Ministry Funded	1			1				2	7	9
	TOTAL	10	7	8	8	6			39	7	46
University of Western Ontario	Regular Ministry Funded	8	7	9	7	7			38		38
	Non-Ministry Funded				1	1			2	20	22
	TOTAL	8	7	9	8	8			40	20	60
Northern Ontario School of Medicine	Regular Ministry Funded	2	2	1	1	4			10		10
	Non-Ministry Funded										
	TOTAL	2	2	1	1	4			10		10
University of Manitoba	Regular Ministry Funded	6	7	7	8	5			33	1	34
	Non-Ministry Funded									2	2
	TOTAL	6	7	7	8	5			33	3	36
University of Saskatchewan	Regular Ministry Funded	6	6	5	7	6			30		30
	Non-Ministry Funded										
	TOTAL	6	6	5	7	6			30		30

Table 2
ANESTHESIOLOGY
2021-22 Post-M.D. Trainees
(Regular Ministry Funded vs All Other Funding)
Faculty of Medicine Providing Post-M.D. Training
By
Rank

Faculty of Medicine Providing Post-M.D. Training		Residents							Fellows	Total	
		PGY-1	PGY-2	PGY-3	PGY-4	PGY-5	PGY-6	PGY-7	Sub-Total	Fellow	
University of Alberta	Regular Ministry Funded	7	9	7	8	3			34		34
	Non-Ministry Funded				1				1	2	3
	TOTAL	7	9	7	9	3			35	2	37
University of Calgary	Regular Ministry Funded	8	4	6	6	4			28		28
	Non-Ministry Funded									5	5
	TOTAL	8	4	6	6	4			28	5	33
University of British Columbia	Regular Ministry Funded	14	15	14	12	12			67		67
	Non-Ministry Funded									17	17
	TOTAL	14	15	14	12	12			67	17	84
Grand Total	Regular Ministry Funded	137	130	132	122	104	4	4	633	1	634
	Non-Ministry Funded	3	1	4	5	2	1		16	219	235
	TOTAL	140	131	136	127	106	5	4	649	220	869

Table 1
PUBLIC HEALTH AND PREVENTIVE MEDICINE
2021-22 Post-M.D. Trainees
(Canadian Citizens/Permanent Residents vs Visa Trainees)
Faculty of Medicine Providing Post-M.D. Training
By
Rank

Faculty of Medicine Providing Post-M.D. Training		Residents						Total
		PGY-1	PGY-2	PGY-3	PGY-4	PGY-5	PGY-6	
Université Laval	CC/PR	1	1	3	1	2		8
	Visa Trainees							
	TOTAL	1	1	3	1	2		8
Université de Sherbrooke	CC/PR	2	1	2	2	2		9
	Visa Trainees							
	TOTAL	2	1	2	2	2		9
Université de Montréal	CC/PR	2	2	2	3	3		12
	Visa Trainees							
	TOTAL	2	2	2	3	3		12
McGill University	CC/PR	1	1			2	2	6
	Visa Trainees							
	TOTAL	1	1			2	2	6
University of Ottawa	CC/PR	2	2	4	1	2		11
	Visa Trainees							
	TOTAL	2	2	4	1	2		11
Queen's University	CC/PR	2	2	1	2	2		9
	Visa Trainees							
	TOTAL	2	2	1	2	2		9
University of Toronto	CC/PR	4	1	3	4	2		14
	Visa Trainees							
	TOTAL	4	1	3	4	2		14
McMaster University	CC/PR	1	2	2	1	2		8
	Visa Trainees							
	TOTAL	1	2	2	1	2		8
Northern Ontario School of Medicine	CC/PR	2	1	3		3		9
	Visa Trainees							
	TOTAL	2	1	3		3		9
University of Manitoba	CC/PR	2	1	2	1	2		8
	Visa Trainees							
	TOTAL	2	1	2	1	2		8

Table 1
PUBLIC HEALTH AND PREVENTIVE MEDICINE
2021-22 Post-M.D. Trainees
(Canadian Citizens/Permanent Residents vs Visa Trainees)
Faculty of Medicine Providing Post-M.D. Training
By
Rank

Faculty of Medicine Providing Post-M.D. Training		Residents						Total
		PGY-1	PGY-2	PGY-3	PGY-4	PGY-5	PGY-6	
University of Saskatchewan	CC/PR	1	2	2				5
	Visa Trainees							
	TOTAL	1	2	2				5
University of Alberta	CC/PR	2	1	3	3	1		10
	Visa Trainees							
	TOTAL	2	1	3	3	1		10
University of Calgary	CC/PR	2	2	2	1	2		9
	Visa Trainees							
	TOTAL	2	2	2	1	2		9
University of British Columbia	CC/PR	2	3	2	5	1		13
	Visa Trainees							
	TOTAL	2	3	2	5	1		13
Grand Total	CC/PR	26	22	31	24	26	2	131
	Visa Trainees							
	TOTAL	26	22	31	24	26	2	131

Table 2
PUBLIC HEALTH AND PREVENTIVE MEDICINE
2021-22 Post-M.D. Trainees
(Regular Ministry Funded vs All Other Funding)
Faculty of Medicine Providing Post-M.D. Training
By Rank

Faculty of Medicine Providing Post-M.D. Training		Residents						Total
		PGY-1	PGY-2	PGY-3	PGY-4	PGY-5	PGY-6	
Université Laval	Regular Ministry Funded	1	1	3	1	2		8
	Non-Ministry Funded							
	TOTAL	1	1	3	1	2		8
Université de Sherbrooke	Regular Ministry Funded	2	1	2	2	2		9
	Non-Ministry Funded							
	TOTAL	2	1	2	2	2		9
Université de Montréal	Regular Ministry Funded	2	2	2	3	3		12
	Non-Ministry Funded							
	TOTAL	2	2	2	3	3		12
McGill University	Regular Ministry Funded	1	1			2	2	6
	Non-Ministry Funded							
	TOTAL	1	1			2	2	6
University of Ottawa	Regular Ministry Funded	2	2	4	1	2		11
	Non-Ministry Funded							
	TOTAL	2	2	4	1	2		11
Queen's University	Regular Ministry Funded	2	2	1	2	2		9
	Non-Ministry Funded							
	TOTAL	2	2	1	2	2		9
University of Toronto	Regular Ministry Funded	4	1	3	4	2		14
	Non-Ministry Funded							
	TOTAL	4	1	3	4	2		14
McMaster University	Regular Ministry Funded	1	2	2	1	2		8
	Non-Ministry Funded							
	TOTAL	1	2	2	1	2		8
Northern Ontario School of Medicine	Regular Ministry Funded	2	1	3		3		9
	Non-Ministry Funded							
	TOTAL	2	1	3		3		9
University of Manitoba	Regular Ministry Funded	2	1	2	1	2		8
	Non-Ministry Funded							
	TOTAL	2	1	2	1	2		8
University of Saskatchewan	Regular Ministry Funded	1	2	2				5
	Non-Ministry Funded							
	TOTAL	1	2	2				5

Table 2
PUBLIC HEALTH AND PREVENTIVE MEDICINE
2021-22 Post-M.D. Trainees
(Regular Ministry Funded vs All Other Funding)
Faculty of Medicine Providing Post-M.D. Training
By
Rank

Faculty of Medicine Providing Post-M.D. Training		Residents						Total
		PGY-1	PGY-2	PGY-3	PGY-4	PGY-5	PGY-6	
University of Alberta	Regular Ministry Funded	2	1	3	3	1		10
	Non-Ministry Funded							
	TOTAL	2	1	3	3	1		10
University of Calgary	Regular Ministry Funded	2	2	2	1	2		9
	Non-Ministry Funded							
	TOTAL	2	2	2	1	2		9
University of British Columbia	Regular Ministry Funded	2	3	2	5	1		13
	Non-Ministry Funded							
	TOTAL	2	3	2	5	1		13
Grand Total	Regular Ministry Funded	26	22	31	24	26	2	131
	Non-Ministry Funded							
	TOTAL	26	22	31	24	26	2	131

Table 1
DERMATOLOGY
2021-22 Post-M.D. Trainees
(Canadian Citizens/Permanent Residents vs Visa Trainees)
Faculty of Medicine Providing Post-M.D. Training
By
Rank

Faculty of Medicine Providing Post-M.D. Training		Residents						Sub-Total	Fellows	Total
		PGY-1	PGY-2	PGY-3	PGY-4	PGY-5	PGY-6		Fellow	
Dalhousie University	CC/PR		2	2	1	3		8		8
	Visa Trainees									
	TOTAL		2	2	1	3		8		8
Université Laval	CC/PR	3	3	4	3	6	1	20		20
	Visa Trainees									
	TOTAL	3	3	4	3	6	1	20		20
Université de Sherbrooke	CC/PR	2	2					4		4
	Visa Trainees									
	TOTAL	2	2					4		4
Université de Montréal	CC/PR	4	3	4	5	4	1	21		21
	Visa Trainees								1	1
	TOTAL	4	3	4	5	4	1	21	1	22
McGill University	CC/PR	2	4	6	5	4		21		21
	Visa Trainees		1		1	2		4	2	6
	TOTAL	2	5	6	6	6		25	2	27
University of Ottawa	CC/PR	3	3	3	2	4		15		15
	Visa Trainees									
	TOTAL	3	3	3	2	4		15		15
University of Toronto	CC/PR	4	6	8	4	6		28	5	33
	Visa Trainees								11	11
	TOTAL	4	6	8	4	6		28	16	44
University of Manitoba	CC/PR	1						1		1
	Visa Trainees									
	TOTAL	1						1		1
University of Alberta	CC/PR	2	2	3	3	3		13		13
	Visa Trainees					1		1		1
	TOTAL	2	2	3	3	4		14		14
University of Calgary	CC/PR	3	3	3	4	2		15		15
	Visa Trainees									
	TOTAL	3	3	3	4	2		15		15
University of British Columbia	CC/PR	3	2	4	5	6		20	1	21
	Visa Trainees									
	TOTAL	3	2	4	5	6		20	1	21
Grand Total	CC/PR	27	30	37	32	38	2	166	6	172
	Visa Trainees		1		1	3		5	14	19
	TOTAL	27	31	37	33	41	2	171	20	191

Table 2
DERMATOLOGY
2021-22 Post-M.D. Trainees
(Regular Ministry Funded vs All Other Funding)
Faculty of Medicine Providing Post-M.D. Training
By
Rank

Faculty of Medicine Providing Post-M.D. Training		Residents						Sub-Total	Fellows	Total
		PGY-1	PGY-2	PGY-3	PGY-4	PGY-5	PGY-6		Fellow	
Dalhousie University	Regular Ministry Funded		2	2	1	3		8		8
	Non-Ministry Funded									
	TOTAL		2	2	1	3		8		8
Université Laval	Regular Ministry Funded	3	3	4	3	6	1	20		20
	Non-Ministry Funded									
	TOTAL	3	3	4	3	6	1	20		20
Université de Sherbrooke	Regular Ministry Funded	2	2					4		4
	Non-Ministry Funded									
	TOTAL	2	2					4		4
Université de Montréal	Regular Ministry Funded	4	3	4	5	4	1	21		21
	Non-Ministry Funded								1	1
	TOTAL	4	3	4	5	4	1	21	1	22
McGill University	Regular Ministry Funded	2	4	6	5	4		21		21
	Non-Ministry Funded		1		1	2		4	2	6
	TOTAL	2	5	6	6	6		25	2	27
University of Ottawa	Regular Ministry Funded	3	3	3	2	4		15		15
	Non-Ministry Funded									
	TOTAL	3	3	3	2	4		15		15
University of Toronto	Regular Ministry Funded	4	6	7	4	6		27		27
	Non-Ministry Funded			1				1	16	17
	TOTAL	4	6	8	4	6		28	16	44
University of Manitoba	Regular Ministry Funded	1						1		1
	Non-Ministry Funded									
	TOTAL	1						1		1
University of Alberta	Regular Ministry Funded	2	2	2	3	3		12		12
	Non-Ministry Funded			1		1		2		2
	TOTAL	2	2	3	3	4		14		14
University of Calgary	Regular Ministry Funded	3	3	3	4	2		15		15
	Non-Ministry Funded									
	TOTAL	3	3	3	4	2		15		15
University of British Columbia	Regular Ministry Funded	3	2	4	5	6		20		20
	Non-Ministry Funded								1	1
	TOTAL	3	2	4	5	6		20	1	21
Grand Total	Regular Ministry Funded	27	30	35	32	38	2	164		164
	Non-Ministry Funded		1	2	1	3		7	20	27
	TOTAL	27	31	37	33	41	2	171	20	191

Table 1
DIAGNOSTIC RADIOLOGY
2021-22 Post-M.D. Trainees
 (Canadian Citizens/Permanent Residents vs Visa Trainees)
 Faculty of Medicine Providing Post-M.D. Training
 By
 Rank

Faculty of Medicine Providing Post-M.D. Training		Residents								Fellows	Total
		PGY-1	PGY-2	PGY-3	PGY-4	PGY-5	PGY-6	PGY-7	Sub-Total	Fellow	
Memorial University	CC/PR	5	3	3	4	3			18		18
	Visa Trainees										
	TOTAL	5	3	3	4	3			18		18
Dalhousie University	CC/PR	5	5	3	4	5			22	1	23
	Visa Trainees										
	TOTAL	5	5	3	4	5			22	1	23
Université Laval	CC/PR	8	7	6	8	7			36		36
	Visa Trainees										
	TOTAL	8	7	6	8	7			36		36
Université de Sherbrooke	CC/PR	3	4	4	2	3			16		16
	Visa Trainees		1						1		1
	TOTAL	3	5	4	2	3			17		17
Université de Montréal	CC/PR	8	11	8	9	8			44	2	46
	Visa Trainees		1						1	2	3
	TOTAL	8	12	8	9	8			45	4	49
McGill University	CC/PR	5	5	5	8	3	1		27	4	31
	Visa Trainees	2	4		4	2			12	23	35
	TOTAL	7	9	5	12	5	1		39	27	66
University of Ottawa	CC/PR	7	6	8	6	5			32	6	38
	Visa Trainees									11	11
	TOTAL	7	6	8	6	5			32	17	49
Queen's University	CC/PR	3	3	3	3	3			15		15
	Visa Trainees										
	TOTAL	3	3	3	3	3			15		15
University of Toronto	CC/PR	10	11	9	14	11			55	27	82
	Visa Trainees	1	3	2	1	2			9	45	54
	TOTAL	11	14	11	15	13			64	72	136
McMaster University	CC/PR	5	6	7	6	7			31	7	38
	Visa Trainees				1	1			2	7	9
	TOTAL	5	6	7	7	8			33	14	47
University of Western Ontario	CC/PR	4	4	5	5	3		1	22	5	27
	Visa Trainees									4	4
	TOTAL	4	4	5	5	3		1	22	9	31
University of Manitoba	CC/PR	4	5	3	4	4			20	1	21
	Visa Trainees										
	TOTAL	4	5	3	4	4			20	1	21
University of Saskatchewan	CC/PR	2	4	4	5	3			18		18
	Visa Trainees										
	TOTAL	2	4	4	5	3			18		18

Table 1
DIAGNOSTIC RADIOLOGY
2021-22 Post-M.D. Trainees
(Canadian Citizens/Permanent Residents vs Visa Trainees)
Faculty of Medicine Providing Post-M.D. Training
By
Rank

Faculty of Medicine Providing Post-M.D. Training		Residents								Fellows	Total
		PGY-1	PGY-2	PGY-3	PGY-4	PGY-5	PGY-6	PGY-7	Sub-Total	Fellow	
University of Alberta	CC/PR	4	5	4	4	5			22	4	26
	Visa Trainees									6	6
	TOTAL	4	5	4	4	5			22	10	32
University of Calgary	CC/PR	5	6	5	4	6			26	8	34
	Visa Trainees									5	5
	TOTAL	5	6	5	4	6			26	13	39
University of British Columbia	CC/PR	6	7	6	7	8			34	5	39
	Visa Trainees			1					1	25	26
	TOTAL	6	7	7	7	8			35	30	65
Grand Total	CC/PR	84	92	83	93	84	1	1	438	70	508
	Visa Trainees	3	9	3	6	5			26	128	154
	TOTAL	87	101	86	99	89	1	1	464	198	662

Table 2
DIAGNOSTIC RADIOLOGY
2021-22 Post-M.D. Trainees
(Regular Ministry Funded vs All Other Funding)
Faculty of Medicine Providing Post-M.D. Training
By
Rank

Faculty of Medicine Providing Post-M.D. Training		Residents							Fellows	Total	
		PGY-1	PGY-2	PGY-3	PGY-4	PGY-5	PGY-6	PGY-7	Sub-Total	Fellow	
Memorial University	Regular Ministry Funded	5	3	3	4	3			18		18
	Non-Ministry Funded										
	TOTAL	5	3	3	4	3			18		18
Dalhousie University	Regular Ministry Funded	5	5	3	4	5			22		22
	Non-Ministry Funded									1	1
	TOTAL	5	5	3	4	5			22	1	23
Université Laval	Regular Ministry Funded	8	7	6	8	7			36		36
	Non-Ministry Funded										
	TOTAL	8	7	6	8	7			36		36
Université de Sherbrooke	Regular Ministry Funded	3	5	4	2	3			17		17
	Non-Ministry Funded										
	TOTAL	3	5	4	2	3			17		17
Université de Montréal	Regular Ministry Funded	8	12	8	9	8			45		45
	Non-Ministry Funded									4	4
	TOTAL	8	12	8	9	8			45	4	49
McGill University	Regular Ministry Funded	5	6	5	8	3	1		28		28
	Non-Ministry Funded	2	3		4	2			11	27	38
	TOTAL	7	9	5	12	5	1		39	27	66
University of Ottawa	Regular Ministry Funded	7	6	8	6	5			32		32
	Non-Ministry Funded									17	17
	TOTAL	7	6	8	6	5			32	17	49
Queen's University	Regular Ministry Funded	3	3	3	3	3			15		15
	Non-Ministry Funded										
	TOTAL	3	3	3	3	3			15		15
University of Toronto	Regular Ministry Funded	10	10	9	13	11			53		53
	Non-Ministry Funded	1	4	2	2	2			11	72	83
	TOTAL	11	14	11	15	13			64	72	136
McMaster University	Regular Ministry Funded	5	6	7	6	7			31		31
	Non-Ministry Funded				1	1			2	14	16
	TOTAL	5	6	7	7	8			33	14	47
University of Western Ontario	Regular Ministry Funded	4	4	5	5	3		1	22		22
	Non-Ministry Funded									9	9
	TOTAL	4	4	5	5	3		1	22	9	31
University of Manitoba	Regular Ministry Funded	4	5	3	4	4			20	1	21
	Non-Ministry Funded										
	TOTAL	4	5	3	4	4			20	1	21
University of Saskatchewan	Regular Ministry Funded	2	4	4	5	3			18		18
	Non-Ministry Funded										
	TOTAL	2	4	4	5	3			18		18
University of Alberta	Regular Ministry Funded	4	5	4	4	5			22		22
	Non-Ministry Funded									10	10
	TOTAL	4	5	4	4	5			22	10	32

Table 2
DIAGNOSTIC RADIOLOGY
2021-22 Post-M.D. Trainees
(Regular Ministry Funded vs All Other Funding)
Faculty of Medicine Providing Post-M.D. Training
By Rank

Faculty of Medicine Providing Post-M.D. Training		Residents							Fellows	Total	
		PGY-1	PGY-2	PGY-3	PGY-4	PGY-5	PGY-6	PGY-7	Sub-Total	Fellow	
University of Calgary	Regular Ministry Funded	5	6	5	4	6			26		26
	Non-Ministry Funded									13	13
	TOTAL	5	6	5	4	6			26	13	39
University of British Columbia	Regular Ministry Funded	6	7	6	7	8			34		34
	Non-Ministry Funded			1					1	30	31
	TOTAL	6	7	7	7	8			35	30	65
Grand Total	Regular Ministry Funded	84	94	83	92	84	1	1	439	1	440
	Non-Ministry Funded	3	7	3	7	5			25	197	222
	TOTAL	87	101	86	99	89	1	1	464	198	662

Table 1
EMERGENCY MEDICINE
2021-22 Post-M.D. Trainees
(Canadian Citizens/Permanent Residents vs Visa Trainees)
Faculty of Medicine Providing Post-M.D. Training
By
Rank

Faculty of Medicine Providing Post-M.D. Training		Residents						Sub-Total	Fellows Fellow	Total
		PGY-1	PGY-2	PGY-3	PGY-4	PGY-5	PGY-6			
Memorial University	CC/PR			2				2		2
	Visa Trainees									
	TOTAL			2				2		2
Dalhousie University	CC/PR	3	3	3	2	2		13		13
	Visa Trainees								1	1
	TOTAL	3	3	3	2	2		13	1	14
Université Laval	CC/PR	3	3	3	2	4		15	1	16
	Visa Trainees								1	1
	TOTAL	3	3	3	2	4		15	2	17
Université de Montréal	CC/PR	4	4	4	4	2		18		18
	Visa Trainees									
	TOTAL	4	4	4	4	2		18		18
McGill University	CC/PR	3	3	2	3	3	1	15		15
	Visa Trainees	3	3	3	1	3		13	6	19
	TOTAL	6	6	5	4	6	1	28	6	34
University of Ottawa	CC/PR	9	10	11	9	8		47	2	49
	Visa Trainees	1						1		1
	TOTAL	10	10	11	9	8		48	2	50
Queen's University	CC/PR	4	4	4	4	3		19	6	25
	Visa Trainees								4	4
	TOTAL	4	4	4	4	3		19	10	29
University of Toronto	CC/PR	8	9	8	11	9		45	2	47
	Visa Trainees								5	5
	TOTAL	8	9	8	11	9		45	7	52
McMaster University	CC/PR	6	8	9	8	4		35		35
	Visa Trainees	1	1		1	2		5		5
	TOTAL	7	9	9	9	6		40		40
University of Western Ontario	CC/PR	5	4	4	4	5		22		22
	Visa Trainees								3	3
	TOTAL	5	4	4	4	5		22	3	25
University of Manitoba	CC/PR	6	4	6	4	3		23		23
	Visa Trainees									
	TOTAL	6	4	6	4	3		23		23
University of Saskatchewan	CC/PR	4	4	2	4	3		17		17
	Visa Trainees									
	TOTAL	4	4	2	4	3		17		17

Table 1
EMERGENCY MEDICINE
2021-22 Post-M.D. Trainees
(Canadian Citizens/Permanent Residents vs Visa Trainees)
Faculty of Medicine Providing Post-M.D. Training
By
Rank

Faculty of Medicine Providing Post-M.D. Training		Residents						Fellows	Total	
		PGY-1	PGY-2	PGY-3	PGY-4	PGY-5	PGY-6	Sub-Total	Fellow	
University of Alberta	CC/PR	5	6	7	7	6		31		31
	Visa Trainees									
	TOTAL	5	6	7	7	6		31		31
University of Calgary	CC/PR	4	4	4	4	4		20		20
	Visa Trainees									
	TOTAL	4	4	4	4	4		20		20
University of British Columbia	CC/PR	14	13	11	13	12		63	2	65
	Visa Trainees									
	TOTAL	14	13	11	13	12		63	2	65
Grand Total	CC/PR	78	79	80	79	68	1	385	13	398
	Visa Trainees	5	4	3	2	5		19	20	39
	TOTAL	83	83	83	81	73	1	404	33	437

Table 2
EMERGENCY MEDICINE
2021-22 Post-M.D. Trainees
(Regular Ministry Funded vs All Other Funding)
Faculty of Medicine Providing Post-M.D. Training
By
Rank

Faculty of Medicine Providing Post-M.D. Training		Residents						Sub-Total	Fellows	Total
		PGY-1	PGY-2	PGY-3	PGY-4	PGY-5	PGY-6		Fellow	
Memorial University	Regular Ministry Funded			2				2		2
	Non-Ministry Funded									
	TOTAL			2				2		2
Dalhousie University	Regular Ministry Funded	3	3	3	2	2		13		13
	Non-Ministry Funded								1	1
	TOTAL	3	3	3	2	2		13	1	14
Université Laval	Regular Ministry Funded	3	3	3	2	4		15		15
	Non-Ministry Funded								2	2
	TOTAL	3	3	3	2	4		15	2	17
Université de Montréal	Regular Ministry Funded	4	4	4	4	2		18		18
	Non-Ministry Funded									
	TOTAL	4	4	4	4	2		18		18
McGill University	Regular Ministry Funded	3	3	2	3	3	1	15		15
	Non-Ministry Funded	3	3	3	1	3		13	6	19
	TOTAL	6	6	5	4	6	1	28	6	34
University of Ottawa	Regular Ministry Funded	9	10	11	9	8		47		47
	Non-Ministry Funded	1						1	2	3
	TOTAL	10	10	11	9	8		48	2	50
Queen's University	Regular Ministry Funded	4	4	4	4	3		19		19
	Non-Ministry Funded								10	10
	TOTAL	4	4	4	4	3		19	10	29
University of Toronto	Regular Ministry Funded	8	9	8	11	9		45		45
	Non-Ministry Funded								7	7
	TOTAL	8	9	8	11	9		45	7	52
McMaster University	Regular Ministry Funded	6	8	9	8	4		35		35
	Non-Ministry Funded	1	1		1	2		5		5
	TOTAL	7	9	9	9	6		40		40
University of Western Ontario	Regular Ministry Funded	5	4	4	4	5		22		22
	Non-Ministry Funded								3	3
	TOTAL	5	4	4	4	5		22	3	25
University of Manitoba	Regular Ministry Funded	6	4	6	4	3		23		23
	Non-Ministry Funded									
	TOTAL	6	4	6	4	3		23		23
University of Saskatchewan	Regular Ministry Funded	3	4	2	4	3		16		16
	Non-Ministry Funded	1						1		1
	TOTAL	4	4	2	4	3		17		17
University of Alberta	Regular Ministry Funded	5	6	7	7	6		31		31
	Non-Ministry Funded									
	TOTAL	5	6	7	7	6		31		31

Table 2
EMERGENCY MEDICINE
2021-22 Post-M.D. Trainees
(Regular Ministry Funded vs All Other Funding)
Faculty of Medicine Providing Post-M.D. Training
By
Rank

Faculty of Medicine Providing Post-M.D. Training		Residents						Fellows	Total	
		PGY-1	PGY-2	PGY-3	PGY-4	PGY-5	PGY-6	Sub-Total	Fellow	
University of Calgary	Regular Ministry Funded	4	4	4	4	4		20		20
	Non-Ministry Funded									
	TOTAL	4	4	4	4	4		20		20
University of British Columbia	Regular Ministry Funded	14	13	11	13	12		63		63
	Non-Ministry Funded								2	2
	TOTAL	14	13	11	13	12		63	2	65
Grand Total	Regular Ministry Funded	77	79	80	79	68	1	384		384
	Non-Ministry Funded	6	4	3	2	5		20	33	53
	TOTAL	83	83	83	81	73	1	404	33	437

Table 1
INTERNAL MEDICINE
2021-22 Post-M.D. Trainees
(Canadian Citizens/Permanent Residents vs Visa Trainees)
Faculty of Medicine Providing Post-M.D. Training
By
Rank

Faculty of Medicine Providing Post-M.D. Training		Residents					Fellows	Total
		PGY-1	PGY-2	PGY-3	PGY-4	Sub-Total	Fellow	
Memorial University	CC/PR	15	12	12		39		39
	Visa Trainees							
	TOTAL	15	12	12		39		39
Dalhousie University	CC/PR	19	18	23		60		60
	Visa Trainees	1	2	1		4		4
	TOTAL	20	20	24		64		64
Université Laval	CC/PR	34	43	36		113		113
	Visa Trainees							
	TOTAL	34	43	36		113		113
Université de Sherbrooke	CC/PR	34	35	36		105		105
	Visa Trainees							
	TOTAL	34	35	36		105		105
Université de Montréal	CC/PR	46	47	47		140		140
	Visa Trainees							
	TOTAL	46	47	47		140		140
McGill University	CC/PR	35	40	41		116		116
	Visa Trainees	10	6	8		24		24
	TOTAL	45	46	49		140		140
University of Ottawa	CC/PR	29	29	28	4	90		90
	Visa Trainees	3			1	4		4
	TOTAL	32	29	28	5	94		94
Queen's University	CC/PR	20	19	20	3	62		62
	Visa Trainees	1	1	3		5		5
	TOTAL	21	20	23	3	67		67
University of Toronto	CC/PR	64	63	66	17	210		210
	Visa Trainees	7	9	2		18		18
	TOTAL	71	72	68	17	228		228
McMaster University	CC/PR	29	32	32	5	98		98
	Visa Trainees	6	7	5		18		18
	TOTAL	35	39	37	5	116		116

Table 1
INTERNAL MEDICINE
2021-22 Post-M.D. Trainees
(Canadian Citizens/Permanent Residents vs Visa Trainees)
Faculty of Medicine Providing Post-M.D. Training
By
Rank

Faculty of Medicine Providing Post-M.D. Training		Residents					Fellows	Total
		PGY-1	PGY-2	PGY-3	PGY-4	Sub-Total	Fellow	
University of Western Ontario	CC/PR	33	35	36	1	105		105
	Visa Trainees	5	3	1	1	10		10
	TOTAL	38	38	37	2	115		115
Northern Ontario School of Medicine	CC/PR	6	8	4		18		18
	Visa Trainees							
	TOTAL	6	8	4		18		18
University of Manitoba	CC/PR	22	20	15	2	59		59
	Visa Trainees	1				1		1
	TOTAL	23	20	15	2	60		60
University of Saskatchewan	CC/PR	28	23	24	1	76		76
	Visa Trainees							
	TOTAL	28	23	24	1	76		76
University of Alberta	CC/PR	34	34	31	3	102		102
	Visa Trainees	4	4	2	1	11		11
	TOTAL	38	38	33	4	113		113
University of Calgary	CC/PR	37	35	34	4	110		110
	Visa Trainees							
	TOTAL	37	35	34	4	110		110
University of British Columbia	CC/PR	49	54	46	15	164	1	165
	Visa Trainees	6	8	4		18	1	19
	TOTAL	55	62	50	15	182	2	184
Grand Total	CC/PR	534	547	531	55	1667	1	1668
	Visa Trainees	44	40	26	3	113	1	114
	TOTAL	578	587	557	58	1780	2	1782

Table 2
INTERNAL MEDICINE
2021-22 Post-M.D. Trainees
(Regular Ministry Funded vs All Other Funding)
Faculty of Medicine Providing Post-M.D. Training
By
Rank

Faculty of Medicine Providing Post-M.D. Training		Residents					Fellows	Total
		PGY-1	PGY-2	PGY-3	PGY-4	Sub-Total	Fellow	
Memorial University	Regular Ministry Funded	15	12	12		39		39
	Non-Ministry Funded							
	TOTAL	15	12	12		39		39
Dalhousie University	Regular Ministry Funded	19	18	22		59		59
	Non-Ministry Funded	1	2	2		5		5
	TOTAL	20	20	24		64		64
Université Laval	Regular Ministry Funded	34	43	36		113		113
	Non-Ministry Funded							
	TOTAL	34	43	36		113		113
Université de Sherbrooke	Regular Ministry Funded	34	35	36		105		105
	Non-Ministry Funded							
	TOTAL	34	35	36		105		105
Université de Montréal	Regular Ministry Funded	46	47	47		140		140
	Non-Ministry Funded							
	TOTAL	46	47	47		140		140
McGill University	Regular Ministry Funded	36	39	41		116		116
	Non-Ministry Funded	9	7	8		24		24
	TOTAL	45	46	49		140		140
University of Ottawa	Regular Ministry Funded	29	29	28	4	90		90
	Non-Ministry Funded	3			1	4		4
	TOTAL	32	29	28	5	94		94
Queen's University	Regular Ministry Funded	20	19	19	3	61		61
	Non-Ministry Funded	1	1	4		6		6
	TOTAL	21	20	23	3	67		67
University of Toronto	Regular Ministry Funded	63	63	66	11	203		203
	Non-Ministry Funded	8	9	2	6	25		25
	TOTAL	71	72	68	17	228		228
McMaster University	Regular Ministry Funded	29	31	31	5	96		96
	Non-Ministry Funded	6	8	6		20		20
	TOTAL	35	39	37	5	116		116
University of Western Ontario	Regular Ministry Funded	33	35	36	1	105		105
	Non-Ministry Funded	5	3	1	1	10		10
	TOTAL	38	38	37	2	115		115

Table 2
INTERNAL MEDICINE
2021-22 Post-M.D. Trainees
(Regular Ministry Funded vs All Other Funding)
Faculty of Medicine Providing Post-M.D. Training
By
Rank

Faculty of Medicine Providing Post-M.D. Training		Residents					Fellows	Total
		PGY-1	PGY-2	PGY-3	PGY-4	Sub-Total	Fellow	
Northern Ontario School of Medicine	Regular Ministry Funded	6	8	4		18		18
	Non-Ministry Funded							
	TOTAL	6	8	4		18		18
University of Manitoba	Regular Ministry Funded	22	20	15	2	59		59
	Non-Ministry Funded	1				1		1
	TOTAL	23	20	15	2	60		60
University of Saskatchewan	Regular Ministry Funded	28	23	24	1	76		76
	Non-Ministry Funded							
	TOTAL	28	23	24	1	76		76
University of Alberta	Regular Ministry Funded	34	34	31	3	102		102
	Non-Ministry Funded	4	4	2	1	11		11
	TOTAL	38	38	33	4	113		113
University of Calgary	Regular Ministry Funded	37	35	34	4	110		110
	Non-Ministry Funded							
	TOTAL	37	35	34	4	110		110
University of British Columbia	Regular Ministry Funded	49	54	46	15	164		164
	Non-Ministry Funded	6	8	4		18	2	20
	TOTAL	55	62	50	15	182	2	184
Grand Total	Regular Ministry Funded	534	545	528	49	1656		1656
	Non-Ministry Funded	44	42	29	9	124	2	126
	TOTAL	578	587	557	58	1780	2	1782

Table 1
MEDICAL GENETICS AND GENOMICS
2021-22 Post-M.D. Trainees
(Canadian Citizens/Permanent Residents vs Visa Trainees)
Faculty of Medicine Providing Post-M.D. Training
By
Rank

Faculty of Medicine Providing Post-M.D. Training		Residents								Fellows	Total
		PGY-1	PGY-2	PGY-3	PGY-4	PGY-5	PGY-6	PGY-7	Sub-Total	Fellow	
Université de Montréal	CC/PR	2	1	1	2	1		1	8		8
	Visa Trainees									1	1
	TOTAL	2	1	1	2	1		1	8	1	9
McGill University	CC/PR	2		2	2		1		7		7
	Visa Trainees					1			1	1	2
	TOTAL	2		2	2	1	1		8	1	9
University of Ottawa	CC/PR	1	1	1	1	1			5	1	6
	Visa Trainees										
	TOTAL	1	1	1	1	1			5	1	6
University of Toronto	CC/PR	1	2	3	2	1			9	3	12
	Visa Trainees	1							1	1	2
	TOTAL	2	2	3	2	1			10	4	14
University of Manitoba	CC/PR	1	1	1		1			4		4
	Visa Trainees										
	TOTAL	1	1	1		1			4		4
University of Calgary	CC/PR	1	2	1	1	2			7		7
	Visa Trainees										
	TOTAL	1	2	1	1	2			7		7
University of British Columbia	CC/PR	2		1	1	1			5		5
	Visa Trainees										
	TOTAL	2		1	1	1			5		5
Grand Total	CC/PR	10	7	10	9	7	1	1	45	4	49
	Visa Trainees	1				1			2	3	5
	TOTAL	11	7	10	9	8	1	1	47	7	54

Table 2
MEDICAL GENETICS AND GENOMICS
2021-22 Post-M.D. Trainees
(Regular Ministry Funded vs All Other Funding)
Faculty of Medicine Providing Post-M.D. Training
By Rank

Faculty of Medicine Providing Post-M.D. Training		Residents							Fellows	Total	
		PGY-1	PGY-2	PGY-3	PGY-4	PGY-5	PGY-6	PGY-7	Sub-Total	Fellow	
Université de Montréal	Regular Ministry Funded	2	1	1	2	1		1	8		8
	Non-Ministry Funded									1	1
	TOTAL	2	1	1	2	1		1	8	1	9
McGill University	Regular Ministry Funded	2		2	2		1		7		7
	Non-Ministry Funded					1			1	1	2
	TOTAL	2		2	2	1	1		8	1	9
University of Ottawa	Regular Ministry Funded	1	1	1	1	1			5		5
	Non-Ministry Funded									1	1
	TOTAL	1	1	1	1	1			5	1	6
University of Toronto	Regular Ministry Funded	1	2	3	2	1			9		9
	Non-Ministry Funded	1							1	4	5
	TOTAL	2	2	3	2	1			10	4	14
University of Manitoba	Regular Ministry Funded	1	1	1		1			4		4
	Non-Ministry Funded										
	TOTAL	1	1	1		1			4		4
University of Calgary	Regular Ministry Funded	1	2	1	1	2			7		7
	Non-Ministry Funded										
	TOTAL	1	2	1	1	2			7		7
University of British Columbia	Regular Ministry Funded	2		1	1	1			5		5
	Non-Ministry Funded										
	TOTAL	2		1	1	1			5		5
Grand Total	Regular Ministry Funded	10	7	10	9	7	1	1	45		45
	Non-Ministry Funded	1				1			2	7	9
	TOTAL	11	7	10	9	8	1	1	47	7	54

Table 1
NEUROLOGY
2021-22 Post-M.D. Trainees
(Canadian Citizens/Permanent Residents vs Visa Trainees)
Faculty of Medicine Providing Post-M.D. Training
By
Rank

Faculty of Medicine Providing Post-M.D. Training		Residents						Sub-Total	Fellows	Total
		PGY-1	PGY-2	PGY-3	PGY-4	PGY-5	PGY-6		Fellow	
Memorial University	CC/PR	2		2	4	3		11		11
	Visa Trainees									
	TOTAL	2		2	4	3		11		11
Dalhousie University	CC/PR	3	3	4	2	1		13		13
	Visa Trainees									
	TOTAL	3	3	4	2	1		13		13
Université Laval	CC/PR	3	3	3	4	3		16		16
	Visa Trainees								1	1
	TOTAL	3	3	3	4	3		16	1	17
Université de Sherbrooke	CC/PR	2	3	1	3	3		12		12
	Visa Trainees	1		1				2		2
	TOTAL	3	3	2	3	3		14		14
Université de Montréal	CC/PR	3	3	4	3	4		17		17
	Visa Trainees								2	2
	TOTAL	3	3	4	3	4		17	2	19
McGill University	CC/PR	2	2	2	2	4	3	15	2	17
	Visa Trainees	2	3	3	1	1		10	15	25
	TOTAL	4	5	5	3	5	3	25	17	42
University of Ottawa	CC/PR	4	4	5	5	3	1	22	3	25
	Visa Trainees				1			1	2	3
	TOTAL	4	4	5	6	3	1	23	5	28
Queen's University	CC/PR	3	2	2	2	2		11		11
	Visa Trainees	2	1					3		3
	TOTAL	5	3	2	2	2		14		14
University of Toronto	CC/PR	7	7	8	9	8		39	13	52
	Visa Trainees		1					1	35	36
	TOTAL	7	8	8	9	8		40	48	88
McMaster University	CC/PR	4	4	4	3	4		19		19
	Visa Trainees								6	6
	TOTAL	4	4	4	3	4		19	6	25
University of Western Ontario	CC/PR	4	4	4	5	3		20	6	26
	Visa Trainees	1						1	20	21
	TOTAL	5	4	4	5	3		21	26	47
University of Manitoba	CC/PR	3	1	3	2	3		12		12
	Visa Trainees									
	TOTAL	3	1	3	2	3		12		12

Table 1
NEUROLOGY
2021-22 Post-M.D. Trainees
(Canadian Citizens/Permanent Residents vs Visa Trainees)
Faculty of Medicine Providing Post-M.D. Training
By
Rank

Faculty of Medicine Providing Post-M.D. Training		Residents						Fellows	Total	
		PGY-1	PGY-2	PGY-3	PGY-4	PGY-5	PGY-6	Sub-Total	Fellow	
University of Saskatchewan	CC/PR	2	2	3	3	4		14		14
	Visa Trainees									
	TOTAL	2	2	3	3	4		14		14
University of Alberta	CC/PR	5	5	4	4	2		20	4	24
	Visa Trainees	1				1		2	5	7
	TOTAL	6	5	4	4	3		22	9	31
University of Calgary	CC/PR	4	3	4	3	3		17	14	31
	Visa Trainees				1			1	6	7
	TOTAL	4	3	4	4	3		18	20	38
University of British Columbia	CC/PR	4	5	6	4	4		23	3	26
	Visa Trainees	1	2	1		1		5	2	7
	TOTAL	5	7	7	4	5		28	5	33
Grand Total	CC/PR	55	51	59	58	54	4	281	45	326
	Visa Trainees	8	7	5	3	3		26	94	120
	TOTAL	63	58	64	61	57	4	307	139	446

Table 2
NEUROLOGY
 2021-22 Post-M.D. Trainees
 (Regular Ministry Funded vs All Other Funding)
 Faculty of Medicine Providing Post-M.D. Training
 By
 Rank

Faculty of Medicine Providing Post-M.D. Training		Residents						Sub-Total	Fellows	Total
		PGY-1	PGY-2	PGY-3	PGY-4	PGY-5	PGY-6		Fellow	
Memorial University	Regular Ministry Funded	2		2	4	3		11		11
	Non-Ministry Funded									
	TOTAL	2		2	4	3		11		11
Dalhousie University	Regular Ministry Funded	3	3	4	2	1		13		13
	Non-Ministry Funded									
	TOTAL	3	3	4	2	1		13		13
Université Laval	Regular Ministry Funded	3	3	3	4	3		16		16
	Non-Ministry Funded								1	1
	TOTAL	3	3	3	4	3		16	1	17
Université de Sherbrooke	Regular Ministry Funded	3	3	2	3	3		14		14
	Non-Ministry Funded									
	TOTAL	3	3	2	3	3		14		14
Université de Montréal	Regular Ministry Funded	3	3	4	3	4		17		17
	Non-Ministry Funded								2	2
	TOTAL	3	3	4	3	4		17	2	19
McGill University	Regular Ministry Funded	2	2	2	2	4	3	15		15
	Non-Ministry Funded	2	3	3	1	1		10	17	27
	TOTAL	4	5	5	3	5	3	25	17	42
University of Ottawa	Regular Ministry Funded	4	4	5	5	3		21		21
	Non-Ministry Funded				1		1	2	5	7
	TOTAL	4	4	5	6	3	1	23	5	28
Queen's University	Regular Ministry Funded	2	2	2	2	2		10		10
	Non-Ministry Funded	3	1					4		4
	TOTAL	5	3	2	2	2		14		14
University of Toronto	Regular Ministry Funded	7	7	7	9	8		38		38
	Non-Ministry Funded		1	1				2	48	50
	TOTAL	7	8	8	9	8		40	48	88
McMaster University	Regular Ministry Funded	4	4	4	3	4		19		19
	Non-Ministry Funded								6	6
	TOTAL	4	4	4	3	4		19	6	25
University of Western Ontario	Regular Ministry Funded	4	4	4	5	3		20		20
	Non-Ministry Funded	1						1	26	27
	TOTAL	5	4	4	5	3		21	26	47
University of Manitoba	Regular Ministry Funded	3	1	3	2	3		12		12
	Non-Ministry Funded									
	TOTAL	3	1	3	2	3		12		12
University of Saskatchewan	Regular Ministry Funded	2	2	3	3	4		14		14
	Non-Ministry Funded									
	TOTAL	2	2	3	3	4		14		14

Table 2
NEUROLOGY
2021-22 Post-M.D. Trainees
(Regular Ministry Funded vs All Other Funding)
Faculty of Medicine Providing Post-M.D. Training
By
Rank

Faculty of Medicine Providing Post-M.D. Training		Residents						Fellows	Total	
		PGY-1	PGY-2	PGY-3	PGY-4	PGY-5	PGY-6	Sub-Total	Fellow	
University of Alberta	Regular Ministry Funded	5	5	4	4	2		20		20
	Non-Ministry Funded	1				1		2	9	11
	TOTAL	6	5	4	4	3		22	9	31
University of Calgary	Regular Ministry Funded	4	3	4	3	3		17		17
	Non-Ministry Funded				1			1	20	21
	TOTAL	4	3	4	4	3		18	20	38
University of British Columbia	Regular Ministry Funded	4	5	6	4	4		23		23
	Non-Ministry Funded	1	2	1		1		5	5	10
	TOTAL	5	7	7	4	5		28	5	33
Grand Total	Regular Ministry Funded	55	51	59	58	54	3	280		280
	Non-Ministry Funded	8	7	5	3	3	1	27	139	166
	TOTAL	63	58	64	61	57	4	307	139	446

Table 1
NEUROLOGY (PEDIATRICS)
2021-22 Post-M.D. Trainees
(Canadian Citizens/Permanent Residents vs Visa Trainees)
Faculty of Medicine Providing Post-M.D. Training
By
Rank

Faculty of Medicine Providing Post-M.D. Training		Residents						Fellows	Total
		PGY-1	PGY-2	PGY-3	PGY-4	PGY-5	Sub-Total	Fellow	
Université de Montréal	CC/PR		1	1	1	1	4		4
	Visa Trainees								
	TOTAL		1	1	1	1	4		4
McGill University	CC/PR	1	1	1	1	1	5		5
	Visa Trainees			1	1	1	3	7	10
	TOTAL	1	1	2	2	2	8	7	15
University of Ottawa	CC/PR	2		1	1		4		4
	Visa Trainees							2	2
	TOTAL	2		1	1		4	2	6
University of Toronto	CC/PR	2	2	2	1	3	10	3	13
	Visa Trainees		1				1	14	15
	TOTAL	2	3	2	1	3	11	17	28
McMaster University	CC/PR	2	1	1	1	1	6	1	7
	Visa Trainees								
	TOTAL	2	1	1	1	1	6	1	7
University of Alberta	CC/PR	1	2	1	1	1	6		6
	Visa Trainees								
	TOTAL	1	2	1	1	1	6		6
University of Calgary	CC/PR	1	1	2	2		6		6
	Visa Trainees								
	TOTAL	1	1	2	2		6		6
University of British Columbia	CC/PR	1	1	1	2	3	8		8
	Visa Trainees				1		1	1	2
	TOTAL	1	1	1	3	3	9	1	10
Grand Total	CC/PR	10	9	10	10	10	49	4	53
	Visa Trainees		1	1	2	1	5	24	29
	TOTAL	10	10	11	12	11	54	28	82

Table 2
NEUROLOGY (PEDIATRICS)
2021-22 Post-M.D. Trainees
(Regular Ministry Funded vs All Other Funding)
Faculty of Medicine Providing Post-M.D. Training
By
Rank

Faculty of Medicine Providing Post-M.D. Training		Residents					Sub-Total	Fellows	Total
		PGY-1	PGY-2	PGY-3	PGY-4	PGY-5		Fellow	
Université de Montréal	Regular Ministry Funded		1	1	1	1	4		4
	Non-Ministry Funded								
	TOTAL		1	1	1	1	4		4
McGill University	Regular Ministry Funded	1	1	1	1	1	5		5
	Non-Ministry Funded			1	1	1	3	7	10
	TOTAL	1	1	2	2	2	8	7	15
University of Ottawa	Regular Ministry Funded	2		1	1		4		4
	Non-Ministry Funded							2	2
	TOTAL	2		1	1		4	2	6
University of Toronto	Regular Ministry Funded	2	2	2	1	3	10		10
	Non-Ministry Funded		1				1	17	18
	TOTAL	2	3	2	1	3	11	17	28
McMaster University	Regular Ministry Funded	2	1	1	1	1	6		6
	Non-Ministry Funded							1	1
	TOTAL	2	1	1	1	1	6	1	7
University of Alberta	Regular Ministry Funded	1	2	1	1	1	6		6
	Non-Ministry Funded								
	TOTAL	1	2	1	1	1	6		6
University of Calgary	Regular Ministry Funded	1	1	2	2		6		6
	Non-Ministry Funded								
	TOTAL	1	1	2	2		6		6
University of British Columbia	Regular Ministry Funded	1	1	1	2	3	8		8
	Non-Ministry Funded				1		1	1	2
	TOTAL	1	1	1	3	3	9	1	10
Grand Total	Regular Ministry Funded	10	9	10	10	10	49		49
	Non-Ministry Funded		1	1	2	1	5	28	33
	TOTAL	10	10	11	12	11	54	28	82

Table 1
NUCLEAR MEDICINE
2021-22 Post-M.D. Trainees
(Canadian Citizens/Permanent Residents vs Visa Trainees)
Faculty of Medicine Providing Post-M.D. Training
By
Rank

Faculty of Medicine Providing Post-M.D. Training		Residents								Fellows	Total
		PGY-1	PGY-2	PGY-3	PGY-4	PGY-5	PGY-6	PGY-7	Sub-Total	Fellow	
Dalhousie University	CC/PR		1		1	1	2		5		5
	Visa Trainees										
	TOTAL		1		1	1	2		5		5
Université de Sherbrooke	CC/PR	2	2	3	1	4			12		12
	Visa Trainees										
	TOTAL	2	2	3	1	4			12		12
Université de Montréal	CC/PR	2	2	3	1	1			9		9
	Visa Trainees										
	TOTAL	2	2	3	1	1			9		9
McGill University	CC/PR	1	2	1		2			6		6
	Visa Trainees		1						1	1	2
	TOTAL	1	3	1		2			7	1	8
University of Ottawa	CC/PR							1	1		1
	Visa Trainees										
	TOTAL							1	1		1
University of Toronto	CC/PR						1	1	2		2
	Visa Trainees										
	TOTAL						1	1	2		2
University of Western Ontario	CC/PR	1	1		1	1			4		4
	Visa Trainees									5	5
	TOTAL	1	1		1	1			4	5	9
University of Manitoba	CC/PR					1			1		1
	Visa Trainees										
	TOTAL					1			1		1
University of Alberta	CC/PR	2	2	2	2	2		1	11		11
	Visa Trainees										
	TOTAL	2	2	2	2	2		1	11		11
University of British Columbia	CC/PR							1	1		1
	Visa Trainees										
	TOTAL							1	1		1
Grand Total	CC/PR	8	10	9	6	12	3	4	52		52
	Visa Trainees		1						1	6	7
	TOTAL	8	11	9	6	12	3	4	53	6	59

Table 2
NUCLEAR MEDICINE
2021-22 Post-M.D. Trainees
(Regular Ministry Funded vs All Other Funding)
Faculty of Medicine Providing Post-M.D. Training
By Rank

Faculty of Medicine Providing Post-M.D. Training		Residents							Fellows	Total	
		PGY-1	PGY-2	PGY-3	PGY-4	PGY-5	PGY-6	PGY-7	Sub-Total	Fellow	
Dalhousie University	Regular Ministry Funded		1		1	1	2		5		5
	Non-Ministry Funded										
	TOTAL		1		1	1	2		5		5
Université de Sherbrooke	Regular Ministry Funded	2	2	3	1	4			12		12
	Non-Ministry Funded										
	TOTAL	2	2	3	1	4			12		12
Université de Montréal	Regular Ministry Funded	2	2	3	1	1			9		9
	Non-Ministry Funded										
	TOTAL	2	2	3	1	1			9		9
McGill University	Regular Ministry Funded	1	2			2			5		5
	Non-Ministry Funded		1	1					2	1	3
	TOTAL	1	3	1		2			7	1	8
University of Ottawa	Regular Ministry Funded							1	1		1
	Non-Ministry Funded										
	TOTAL							1	1		1
University of Toronto	Regular Ministry Funded						1	1	2		2
	Non-Ministry Funded										
	TOTAL						1	1	2		2
University of Western Ontario	Regular Ministry Funded	1	1		1	1			4		4
	Non-Ministry Funded									5	5
	TOTAL	1	1		1	1			4	5	9
University of Manitoba	Regular Ministry Funded					1			1		1
	Non-Ministry Funded										
	TOTAL					1			1		1
University of Alberta	Regular Ministry Funded	2	2	2	2	2		1	11		11
	Non-Ministry Funded										
	TOTAL	2	2	2	2	2		1	11		11
University of British Columbia	Regular Ministry Funded										
	Non-Ministry Funded							1	1		1
	TOTAL							1	1		1
Grand Total	Regular Ministry Funded	8	10	8	6	12	3	3	50		50
	Non-Ministry Funded		1	1				1	3	6	9
	TOTAL	8	11	9	6	12	3	4	53	6	59

Table 1
PEDIATRICS
2021-22 Post-M.D. Trainees
(Canadian Citizens/Permanent Residents vs Visa Trainees)
Faculty of Medicine Providing Post-M.D. Training
By
Rank

Faculty of Medicine Providing Post-M.D. Training		Residents					Fellows	Total	
		PGY-1	PGY-2	PGY-3	PGY-4	PGY-5	Sub-Total	Fellow	
Memorial University	CC/PR	7	7	7	1		22		22
	Visa Trainees								
	TOTAL	7	7	7	1		22		22
Dalhousie University	CC/PR	6	5	7	2		20		20
	Visa Trainees	3	1	2	1		7	1	8
	TOTAL	9	6	9	3		27	1	28
Université Laval	CC/PR	8	9	7	4		28		28
	Visa Trainees								
	TOTAL	8	9	7	4		28		28
Université de Sherbrooke	CC/PR	8	8	5	1		22		22
	Visa Trainees								
	TOTAL	8	8	5	1		22		22
Université de Montréal	CC/PR	8	9	9	7		33		33
	Visa Trainees							1	1
	TOTAL	8	9	9	7		33	1	34
McGill University	CC/PR	5	5	5	2	2	19		19
	Visa Trainees	7	2	4	2		15	5	20
	TOTAL	12	7	9	4	2	34	5	39
University of Ottawa	CC/PR	11	13	9	4		37	2	39
	Visa Trainees			1			1	1	2
	TOTAL	11	13	10	4		38	3	41
Queen's University	CC/PR	4	6	6	2		18		18
	Visa Trainees			1			1	1	2
	TOTAL	4	6	7	2		19	1	20
University of Toronto	CC/PR	19	19	19	11		68	2	70
	Visa Trainees	3	2	4	1		10	6	16
	TOTAL	22	21	23	12		78	8	86
McMaster University	CC/PR	11	10	10	9	1	41		41
	Visa Trainees	1	1	2	2		6	9	15
	TOTAL	12	11	12	11	1	47	9	56
University of Western Ontario	CC/PR	9	11	8	9		37	1	38
	Visa Trainees							4	4
	TOTAL	9	11	8	9		37	5	42

Table 1
PEDIATRICS
2021-22 Post-M.D. Trainees
(Canadian Citizens/Permanent Residents vs Visa Trainees)
Faculty of Medicine Providing Post-M.D. Training
By
Rank

Faculty of Medicine Providing Post-M.D. Training		Residents					Sub-Total	Fellows	Total
		PGY-1	PGY-2	PGY-3	PGY-4	PGY-5		Fellow	
Northern Ontario School of Medicine	CC/PR	3	3	3	4		13		13
	Visa Trainees								
	TOTAL	3	3	3	4		13		13
University of Manitoba	CC/PR	9	10	8	8		35		35
	Visa Trainees								
	TOTAL	9	10	8	8		35		35
University of Saskatchewan	CC/PR	8	7	9	5		29		29
	Visa Trainees								
	TOTAL	8	7	9	5		29		29
University of Alberta	CC/PR	11	12	13	7		43	2	45
	Visa Trainees							1	1
	TOTAL	11	12	13	7		43	3	46
University of Calgary	CC/PR	12	11	11	9		43	8	51
	Visa Trainees				1		1		1
	TOTAL	12	11	11	10		44	8	52
University of British Columbia	CC/PR	17	18	17	13		65	2	67
	Visa Trainees		1				1	1	2
	TOTAL	17	19	17	13		66	3	69
Grand Total	CC/PR	156	163	153	98	3	573	17	590
	Visa Trainees	14	7	14	7		42	30	72
	TOTAL	170	170	167	105	3	615	47	662

Table 2
PEDIATRICS
2021-22 Post-M.D. Trainees
(Regular Ministry Funded vs All Other Funding)
Faculty of Medicine Providing Post-M.D. Training
By
Rank

Faculty of Medicine Providing Post-M.D. Training		Residents					Sub-Total	Fellows	Total
		PGY-1	PGY-2	PGY-3	PGY-4	PGY-5		Fellow	
Memorial University	Regular Ministry Funded	7	7	7	1		22		22
	Non-Ministry Funded								
	TOTAL	7	7	7	1		22		22
Dalhousie University	Regular Ministry Funded	6	5	7	2		20		20
	Non-Ministry Funded	3	1	2	1		7	1	8
	TOTAL	9	6	9	3		27	1	28
Université Laval	Regular Ministry Funded	8	9	7	4		28		28
	Non-Ministry Funded								
	TOTAL	8	9	7	4		28		28
Université de Sherbrooke	Regular Ministry Funded	8	8	5	1		22		22
	Non-Ministry Funded								
	TOTAL	8	8	5	1		22		22
Université de Montréal	Regular Ministry Funded	8	9	9	7		33		33
	Non-Ministry Funded							1	1
	TOTAL	8	9	9	7		33	1	34
McGill University	Regular Ministry Funded	5	5	5	2	2	19		19
	Non-Ministry Funded	7	2	4	2		15	5	20
	TOTAL	12	7	9	4	2	34	5	39
University of Ottawa	Regular Ministry Funded	11	13	9	4		37		37
	Non-Ministry Funded			1			1	3	4
	TOTAL	11	13	10	4		38	3	41
Queen's University	Regular Ministry Funded	4	5	6	2		17		17
	Non-Ministry Funded		1	1			2	1	3
	TOTAL	4	6	7	2		19	1	20
University of Toronto	Regular Ministry Funded	19	19	18	11		67		67
	Non-Ministry Funded	3	2	5	1		11	8	19
	TOTAL	22	21	23	12		78	8	86
McMaster University	Regular Ministry Funded	11	10	10	9		40		40
	Non-Ministry Funded	1	1	2	2	1	7	9	16
	TOTAL	12	11	12	11	1	47	9	56
University of Western Ontario	Regular Ministry Funded	9	11	8	9		37		37
	Non-Ministry Funded							5	5
	TOTAL	9	11	8	9		37	5	42
Northern Ontario School of Medicine	Regular Ministry Funded	3	3	3	4		13		13
	Non-Ministry Funded								
	TOTAL	3	3	3	4		13		13

Table 2
PEDIATRICS
2021-22 Post-M.D. Trainees
(Regular Ministry Funded vs All Other Funding)
Faculty of Medicine Providing Post-M.D. Training
By
Rank

Faculty of Medicine Providing Post-M.D. Training		Residents					Fellows	Total	
		PGY-1	PGY-2	PGY-3	PGY-4	PGY-5	Sub-Total		Fellow
University of Manitoba	Regular Ministry Funded	9	10	8	8		35		35
	Non-Ministry Funded								
	TOTAL	9	10	8	8		35		35
University of Saskatchewan	Regular Ministry Funded	8	7	9	5		29		29
	Non-Ministry Funded								
	TOTAL	8	7	9	5		29		29
University of Alberta	Regular Ministry Funded	11	12	13	7		43		43
	Non-Ministry Funded							3	3
	TOTAL	11	12	13	7		43	3	46
University of Calgary	Regular Ministry Funded	12	11	11	9		43		43
	Non-Ministry Funded				1		1	8	9
	TOTAL	12	11	11	10		44	8	52
University of British Columbia	Regular Ministry Funded	17	18	17	13		65		65
	Non-Ministry Funded		1				1	3	4
	TOTAL	17	19	17	13		66	3	69
Grand Total	Regular Ministry Funded	156	162	152	98	2	570		570
	Non-Ministry Funded	14	8	15	7	1	45	47	92
	TOTAL	170	170	167	105	3	615	47	662

Table 1
PHYSICAL MEDICINE AND REHABILITATION
2021-22 Post-M.D. Trainees
(Canadian Citizens/Permanent Residents vs Visa Trainees)
Faculty of Medicine Providing Post-M.D. Training
By Rank

Faculty of Medicine Providing Post-M.D. Training		Residents						Fellows	Total	
		PGY-1	PGY-2	PGY-3	PGY-4	PGY-5	PGY-6	Sub-Total	Fellow	
Dalhousie University	CC/PR	3	1	2		1		7		7
	Visa Trainees									
	TOTAL	3	1	2		1		7		7
Université Laval	CC/PR	3	5	2	2	4		16		16
	Visa Trainees									
	TOTAL	3	5	2	2	4		16		16
Université de Montréal	CC/PR	4	4	4	4	3	1	20		20
	Visa Trainees									
	TOTAL	4	4	4	4	3	1	20		20
University of Ottawa	CC/PR	2	2	2	2	4		12		12
	Visa Trainees									
	TOTAL	2	2	2	2	4		12		12
Queen's University	CC/PR	1	1		2	2		6		6
	Visa Trainees									
	TOTAL	1	1		2	2		6		6
University of Toronto	CC/PR	3	3	3	4	4		17	3	20
	Visa Trainees								7	7
	TOTAL	3	3	3	4	4		17	10	27
McMaster University	CC/PR	4	6	2	3	5		20	1	21
	Visa Trainees								4	4
	TOTAL	4	6	2	3	5		20	5	25
University of Western Ontario	CC/PR	1	2	1	1	1		6		6
	Visa Trainees									
	TOTAL	1	2	1	1	1		6		6
University of Manitoba	CC/PR	2	1	1	2	2		8		8
	Visa Trainees									
	TOTAL	2	1	1	2	2		8		8
University of Saskatchewan	CC/PR	2	2	2	2	5		13		13
	Visa Trainees									
	TOTAL	2	2	2	2	5		13		13
University of Alberta	CC/PR	3	3	3	3	4		16		16
	Visa Trainees									
	TOTAL	3	3	3	3	4		16		16
University of Calgary	CC/PR	2	3	2	1	3		11		11
	Visa Trainees									
	TOTAL	2	3	2	1	3		11		11

Table 1
PHYSICAL MEDICINE AND REHABILITATION
2021-22 Post-M.D. Trainees
(Canadian Citizens/Permanent Residents vs Visa Trainees)
Faculty of Medicine Providing Post-M.D. Training
By
Rank

Faculty of Medicine Providing Post-M.D. Training		Residents						Fellows	Total	
		PGY-1	PGY-2	PGY-3	PGY-4	PGY-5	PGY-6	Sub-Total	Fellow	
University of British Columbia	CC/PR	2	2	2	2	2		10		10
	Visa Trainees									
	TOTAL	2	2	2	2	2		10		10
Grand Total	CC/PR	32	35	26	28	40	1	162	4	166
	Visa Trainees								11	11
	TOTAL	32	35	26	28	40	1	162	15	177

Table 2
PHYSICAL MEDICINE AND REHABILITATION
2021-22 Post-M.D. Trainees
(Regular Ministry Funded vs All Other Funding)
Faculty of Medicine Providing Post-M.D. Training
By Rank

Faculty of Medicine Providing Post-M.D. Training		Residents						Fellows	Total	
		PGY-1	PGY-2	PGY-3	PGY-4	PGY-5	PGY-6	Sub-Total	Fellow	
Dalhousie University	Regular Ministry Funded	3	1	2		1		7		7
	Non-Ministry Funded									
	TOTAL	3	1	2		1		7		7
Université Laval	Regular Ministry Funded	3	5	2	2	4		16		16
	Non-Ministry Funded									
	TOTAL	3	5	2	2	4		16		16
Université de Montréal	Regular Ministry Funded	4	4	4	4	3	1	20		20
	Non-Ministry Funded									
	TOTAL	4	4	4	4	3	1	20		20
University of Ottawa	Regular Ministry Funded	2	2	2	2	3		11		11
	Non-Ministry Funded					1		1		1
	TOTAL	2	2	2	2	4		12		12
Queen's University	Regular Ministry Funded	1	1		2	2		6		6
	Non-Ministry Funded									
	TOTAL	1	1		2	2		6		6
University of Toronto	Regular Ministry Funded	3	3	3	4	4		17		17
	Non-Ministry Funded								10	10
	TOTAL	3	3	3	4	4		17	10	27
McMaster University	Regular Ministry Funded	4	6	2	3	5		20		20
	Non-Ministry Funded								5	5
	TOTAL	4	6	2	3	5		20	5	25
University of Western Ontario	Regular Ministry Funded	1	2	1	1	1		6		6
	Non-Ministry Funded									
	TOTAL	1	2	1	1	1		6		6
University of Manitoba	Regular Ministry Funded	2	1	1	2	2		8		8
	Non-Ministry Funded									
	TOTAL	2	1	1	2	2		8		8
University of Saskatchewan	Regular Ministry Funded	2	2	2	2	5		13		13
	Non-Ministry Funded									
	TOTAL	2	2	2	2	5		13		13
University of Alberta	Regular Ministry Funded	3	3	3	3	4		16		16
	Non-Ministry Funded									
	TOTAL	3	3	3	3	4		16		16
University of Calgary	Regular Ministry Funded	2	3	2	1	3		11		11
	Non-Ministry Funded									
	TOTAL	2	3	2	1	3		11		11
University of British Columbia	Regular Ministry Funded	2	2	2	2	2		10		10
	Non-Ministry Funded									
	TOTAL	2	2	2	2	2		10		10
Grand Total	Regular Ministry Funded	32	35	26	28	39	1	161		161
	Non-Ministry Funded					1		1	15	16
	TOTAL	32	35	26	28	40	1	162	15	177

Table 1
PSYCHIATRY
2021-22 Post-M.D. Trainees
(Canadian Citizens/Permanent Residents vs Visa Trainees)
Faculty of Medicine Providing Post-M.D. Training
By
Rank

Faculty of Medicine Providing Post-M.D. Training		Residents								Fellows	Total
		PGY-1	PGY-2	PGY-3	PGY-4	PGY-5	PGY-6	PGY-7	Sub-Total	Fellow	
Memorial University	CC/PR	5	5	5	4	6			25		25
	Visa Trainees										
	TOTAL	5	5	5	4	6			25		25
Dalhousie University	CC/PR	8	8	10	10	7			43	1	44
	Visa Trainees										
	TOTAL	8	8	10	10	7			43	1	44
Université Laval	CC/PR	14	18	12	21	15	2		82		82
	Visa Trainees										
	TOTAL	14	18	12	21	15	2		82		82
Université de Sherbrooke	CC/PR	11	15	16	8	11			61		61
	Visa Trainees										
	TOTAL	11	15	16	8	11			61		61
Université de Montréal	CC/PR	17	17	22	19	18	1		94		94
	Visa Trainees										
	TOTAL	17	17	22	19	18	1		94		94
McGill University	CC/PR	13	12	13	13	8	2		61		61
	Visa Trainees									1	1
	TOTAL	13	12	13	13	8	2		61	1	62
University of Ottawa	CC/PR	13	14	14	10	15		1	67	1	68
	Visa Trainees										
	TOTAL	13	14	14	10	15		1	67	1	68
Queen's University	CC/PR	6	5	6	6	8			31	1	32
	Visa Trainees	1	1	1		1			4	3	7
	TOTAL	7	6	7	6	9			35	4	39
University of Toronto	CC/PR	37	37	38	41	28			181	11	192
	Visa Trainees	3		3	1	2			9	11	20
	TOTAL	40	37	41	42	30			190	22	212
McMaster University	CC/PR	10	11	9	9	10			49	1	50
	Visa Trainees									1	1
	TOTAL	10	11	9	9	10			49	2	51
University of Western Ontario	CC/PR	9	11	10	9	11			50	1	51
	Visa Trainees									1	1
	TOTAL	9	11	10	9	11			50	2	52
Northern Ontario School of Medicine	CC/PR	3	6	6	4	1			20		20
	Visa Trainees										
	TOTAL	3	6	6	4	1			20		20
University of Manitoba	CC/PR	12	12	14	11	10			59		59
	Visa Trainees										
	TOTAL	12	12	14	11	10			59		59

Table 1
PSYCHIATRY
2021-22 Post-M.D. Trainees
(Canadian Citizens/Permanent Residents vs Visa Trainees)
Faculty of Medicine Providing Post-M.D. Training
By
Rank

Faculty of Medicine Providing Post-M.D. Training		Residents							Fellows	Total	
		PGY-1	PGY-2	PGY-3	PGY-4	PGY-5	PGY-6	PGY-7	Sub-Total	Fellow	
University of Saskatchewan	CC/PR	7	7	7	10	6			37		37
	Visa Trainees										
	TOTAL	7	7	7	10	6			37		37
University of Alberta	CC/PR	11	7	10	10	11			49		49
	Visa Trainees										
	TOTAL	11	7	10	10	11			49		49
University of Calgary	CC/PR	9	9	6	9	6			39	1	40
	Visa Trainees										
	TOTAL	9	9	6	9	6			39	1	40
University of British Columbia	CC/PR	24	21	21	24	16	1		107		107
	Visa Trainees										
	TOTAL	24	21	21	24	16	1		107		107
Grand Total	CC/PR	209	215	219	218	187	6	1	1055	17	1072
	Visa Trainees	4	1	4	1	3			13	17	30
	TOTAL	213	216	223	219	190	6	1	1068	34	1102

Table 2
PSYCHIATRY
2021-22 Post-M.D. Trainees
(Regular Ministry Funded vs All Other Funding)
Faculty of Medicine Providing Post-M.D. Training
By Rank

Faculty of Medicine Providing Post-M.D. Training		Residents							Fellows	Total	
		PGY-1	PGY-2	PGY-3	PGY-4	PGY-5	PGY-6	PGY-7	Sub-Total	Fellow	
Memorial University	Regular Ministry Funded	5	5	5	4	6			25		25
	Non-Ministry Funded										
	TOTAL	5	5	5	4	6			25		25
Dalhousie University	Regular Ministry Funded	8	8	10	10	7			43		43
	Non-Ministry Funded									1	1
	TOTAL	8	8	10	10	7			43	1	44
Université Laval	Regular Ministry Funded	14	18	12	21	15	2		82		82
	Non-Ministry Funded										
	TOTAL	14	18	12	21	15	2		82		82
Université de Sherbrooke	Regular Ministry Funded	9	13	14	8	11			55		55
	Non-Ministry Funded	2	2	2					6		6
	TOTAL	11	15	16	8	11			61		61
Université de Montréal	Regular Ministry Funded	17	17	22	19	18	1		94		94
	Non-Ministry Funded										
	TOTAL	17	17	22	19	18	1		94		94
McGill University	Regular Ministry Funded	13	12	13	13	8	2		61		61
	Non-Ministry Funded									1	1
	TOTAL	13	12	13	13	8	2		61	1	62
University of Ottawa	Regular Ministry Funded	13	14	14	10	15			66		66
	Non-Ministry Funded							1	1	1	2
	TOTAL	13	14	14	10	15		1	67	1	68
Queen's University	Regular Ministry Funded	6	5	6	5	7			29		29
	Non-Ministry Funded	1	1	1	1	2			6	4	10
	TOTAL	7	6	7	6	9			35	4	39
University of Toronto	Regular Ministry Funded	37	37	38	41	28			181		181
	Non-Ministry Funded	3		3	1	2			9	22	31
	TOTAL	40	37	41	42	30			190	22	212
McMaster University	Regular Ministry Funded	10	11	9	9	10			49		49
	Non-Ministry Funded									2	2
	TOTAL	10	11	9	9	10			49	2	51
University of Western Ontario	Regular Ministry Funded	9	11	10	9	11			50		50
	Non-Ministry Funded									2	2
	TOTAL	9	11	10	9	11			50	2	52
Northern Ontario School of Medicine	Regular Ministry Funded	3	6	6	4	1			20		20
	Non-Ministry Funded										
	TOTAL	3	6	6	4	1			20		20
University of Manitoba	Regular Ministry Funded	12	12	14	11	10			59		59
	Non-Ministry Funded										
	TOTAL	12	12	14	11	10			59		59
University of Saskatchewan	Regular Ministry Funded	7	7	7	10	6			37		37
	Non-Ministry Funded										
	TOTAL	7	7	7	10	6			37		37

Table 2
PSYCHIATRY
2021-22 Post-M.D. Trainees
(Regular Ministry Funded vs All Other Funding)
Faculty of Medicine Providing Post-M.D. Training
By
Rank

Faculty of Medicine Providing Post-M.D. Training		Residents							Fellows	Total	
		PGY-1	PGY-2	PGY-3	PGY-4	PGY-5	PGY-6	PGY-7	Sub-Total	Fellow	
University of Alberta	Regular Ministry Funded	11	7	10	10	11			49		49
	Non-Ministry Funded										
	TOTAL	11	7	10	10	11			49		49
University of Calgary	Regular Ministry Funded	9	9	6	9	6			39		39
	Non-Ministry Funded									1	1
	TOTAL	9	9	6	9	6			39	1	40
University of British Columbia	Regular Ministry Funded	24	21	21	24	16	1		107		107
	Non-Ministry Funded										
	TOTAL	24	21	21	24	16	1		107		107
Grand Total	Regular Ministry Funded	207	213	217	217	186	6		1046		1046
	Non-Ministry Funded	6	3	6	2	4		1	22	34	56
	TOTAL	213	216	223	219	190	6	1	1068	34	1102

Table 1
RADIATION ONCOLOGY
2021-22 Post-M.D. Trainees
(Canadian Citizens/Permanent Residents vs Visa Trainees)
Faculty of Medicine Providing Post-M.D. Training
By
Rank

Faculty of Medicine Providing Post-M.D. Training		Residents						Sub-Total	Fellows	Total
		PGY-1	PGY-2	PGY-3	PGY-4	PGY-5	PGY-6		Fellow	
Dalhousie University	CC/PR	1	1	1	1	1		5		5
	Visa Trainees		1					1		1
	TOTAL	1	2	1	1	1		6		6
Université Laval	CC/PR	1	2	1	1	1		6		6
	Visa Trainees								1	1
	TOTAL	1	2	1	1	1		6	1	7
Université de Montréal	CC/PR	1	1	2	1	2		7	1	8
	Visa Trainees								1	1
	TOTAL	1	1	2	1	2		7	2	9
McGill University	CC/PR	1	1	1	1	1	1	6	1	7
	Visa Trainees				1	1		2	3	5
	TOTAL	1	1	1	2	2	1	8	4	12
University of Ottawa	CC/PR	2	2	2	2	1		9	1	10
	Visa Trainees			1	1			2	1	3
	TOTAL	2	2	3	3	1		11	2	13
Queen's University	CC/PR	2	2	2	2	3		11		11
	Visa Trainees					1		1		1
	TOTAL	2	2	2	2	4		12		12
University of Toronto	CC/PR	4	4	4	5	3		20	8	28
	Visa Trainees	1			2			3	21	24
	TOTAL	5	4	4	7	3		23	29	52
McMaster University	CC/PR	2	2	2	1	3		10	1	11
	Visa Trainees								2	2
	TOTAL	2	2	2	1	3		10	3	13
University of Western Ontario	CC/PR	2	2	1	2	2		9	1	10
	Visa Trainees									
	TOTAL	2	2	1	2	2		9	1	10
University of Manitoba	CC/PR	2		1	2	2		7		7
	Visa Trainees				2			2	2	4
	TOTAL	2		1	4	2		9	2	11
University of Alberta	CC/PR	2	2	1	2	2		9		9
	Visa Trainees			1	2			3		3
	TOTAL	2	2	2	4	2		12		12
University of Calgary	CC/PR	1	2		2			5		5
	Visa Trainees								2	2
	TOTAL	1	2		2			5	2	7

Table 1
RADIATION ONCOLOGY
2021-22 Post-M.D. Trainees
(Canadian Citizens/Permanent Residents vs Visa Trainees)
Faculty of Medicine Providing Post-M.D. Training
By
Rank

Faculty of Medicine Providing Post-M.D. Training		Residents						Fellows	Total	
		PGY-1	PGY-2	PGY-3	PGY-4	PGY-5	PGY-6	Sub-Total	Fellow	
University of British Columbia	CC/PR	2	2	2	2	1		9	2	11
	Visa Trainees								1	1
	TOTAL	2	2	2	2	1		9	3	12
Grand Total	CC/PR	23	23	20	24	22	1	113	15	128
	Visa Trainees	1	1	2	8	2		14	34	48
	TOTAL	24	24	22	32	24	1	127	49	176

Table 2
RADIATION ONCOLOGY
 2021-22 Post-M.D. Trainees
 (Regular Ministry Funded vs All Other Funding)
 Faculty of Medicine Providing Post-M.D. Training
 By
 Rank

Faculty of Medicine Providing Post-M.D. Training		Residents						Fellows	Total	
		PGY-1	PGY-2	PGY-3	PGY-4	PGY-5	PGY-6	Sub-Total	Fellow	
Dalhousie University	Regular Ministry Funded	1	1	1	1	1		5		5
	Non-Ministry Funded		1					1		1
	TOTAL	1	2	1	1	1		6		6
Université Laval	Regular Ministry Funded	1	2	1	1	1		6		6
	Non-Ministry Funded								1	1
	TOTAL	1	2	1	1	1		6	1	7
Université de Montréal	Regular Ministry Funded	1	1	2	1	2		7		7
	Non-Ministry Funded								2	2
	TOTAL	1	1	2	1	2		7	2	9
McGill University	Regular Ministry Funded	1	1	1	1	1	1	6		6
	Non-Ministry Funded				1	1		2	4	6
	TOTAL	1	1	1	2	2	1	8	4	12
University of Ottawa	Regular Ministry Funded	2	2	2	2	1		9		9
	Non-Ministry Funded			1	1			2	2	4
	TOTAL	2	2	3	3	1		11	2	13
Queen's University	Regular Ministry Funded	2	2	2	2	3		11		11
	Non-Ministry Funded					1		1		1
	TOTAL	2	2	2	2	4		12		12
University of Toronto	Regular Ministry Funded	4	4	4	5	3		20		20
	Non-Ministry Funded	1			2			3	29	32
	TOTAL	5	4	4	7	3		23	29	52
McMaster University	Regular Ministry Funded	2	2	2	1	3		10		10
	Non-Ministry Funded								3	3
	TOTAL	2	2	2	1	3		10	3	13
University of Western Ontario	Regular Ministry Funded	2	2	1	2	2		9		9
	Non-Ministry Funded								1	1
	TOTAL	2	2	1	2	2		9	1	10
University of Manitoba	Regular Ministry Funded	2		1	2	2		7	1	8
	Non-Ministry Funded				2			2	1	3
	TOTAL	2		1	4	2		9	2	11
University of Alberta	Regular Ministry Funded	2	2	1	2	2		9		9
	Non-Ministry Funded			1	2			3		3
	TOTAL	2	2	2	4	2		12		12
University of Calgary	Regular Ministry Funded	1	2		2			5		5
	Non-Ministry Funded								2	2
	TOTAL	1	2		2			5	2	7
University of British Columbia	Regular Ministry Funded	2	2	2	2	1		9		9
	Non-Ministry Funded								3	3
	TOTAL	2	2	2	2	1		9	3	12
Grand Total	Regular Ministry Funded	23	23	20	24	22	1	113	1	114
	Non-Ministry Funded	1	1	2	8	2		14	48	62
	TOTAL	24	24	22	32	24	1	127	49	176

Table 1
ANATOMICAL PATHOLOGY
2021-22 Post-M.D. Trainees
 (Canadian Citizens/Permanent Residents vs Visa Trainees)
 Faculty of Medicine Providing Post-M.D. Training
 By
 Rank

Faculty of Medicine Providing Post-M.D. Training		Residents								Fellows	Total
		PGY-1	PGY-2	PGY-3	PGY-4	PGY-5	PGY-6	PGY-7	Sub-Total	Fellow	
Memorial University	CC/PR	2	2	1	2	1			8		8
	Visa Trainees										
	TOTAL	2	2	1	2	1			8		8
Dalhousie University	CC/PR	2	2	1	3	2			10		10
	Visa Trainees										
	TOTAL	2	2	1	3	2			10		10
Université Laval	CC/PR	4	1	2	3	3	1	1	15		15
	Visa Trainees										
	TOTAL	4	1	2	3	3	1	1	15		15
Université de Sherbrooke	CC/PR	2	2		4	4			12		12
	Visa Trainees										
	TOTAL	2	2		4	4			12		12
Université de Montréal	CC/PR	2	4	4	4	5	1		20		20
	Visa Trainees										
	TOTAL	2	4	4	4	5	1		20		20
McGill University	CC/PR	3	2	7	4	3	2		21		21
	Visa Trainees	1							1	1	2
	TOTAL	4	2	7	4	3	2		22	1	23
University of Ottawa	CC/PR	3	3	3	3				12		12
	Visa Trainees	1							1		1
	TOTAL	4	3	3	3				13		13
Queen's University	CC/PR	2	3	2	2	2			11		11
	Visa Trainees										
	TOTAL	2	3	2	2	2			11		11
University of Toronto	CC/PR	6	6	7	6	5			30	10	40
	Visa Trainees									12	12
	TOTAL	6	6	7	6	5			30	22	52
McMaster University	CC/PR	3	4	2	3	1			13		13
	Visa Trainees	1			1				2		2
	TOTAL	4	4	2	4	1			15		15
University of Western Ontario	CC/PR	2	1	1	2	2			8	2	10
	Visa Trainees										
	TOTAL	2	1	1	2	2			8	2	10
University of Manitoba	CC/PR	1	3	1	2	2			9		9
	Visa Trainees					1			1		1
	TOTAL	1	3	1	2	3			10		10
University of Alberta	CC/PR	3	4		2	2			11	1	12
	Visa Trainees									1	1
	TOTAL	3	4		2	2			11	2	13

Table 1
ANATOMICAL PATHOLOGY
2021-22 Post-M.D. Trainees
(Canadian Citizens/Permanent Residents vs Visa Trainees)
Faculty of Medicine Providing Post-M.D. Training
By
Rank

Faculty of Medicine Providing Post-M.D. Training		Residents							Fellows	Total	
		PGY-1	PGY-2	PGY-3	PGY-4	PGY-5	PGY-6	PGY-7	Sub-Total	Fellow	
University of Calgary	CC/PR	4	5	4	2	4			19	3	22
	Visa Trainees										
	TOTAL	4	5	4	2	4			19	3	22
University of British Columbia	CC/PR	4	4	4	4	6			22		22
	Visa Trainees					1			1	2	3
	TOTAL	4	4	4	4	7			23	2	25
Grand Total	CC/PR	43	46	39	46	42	4	1	221	16	237
	Visa Trainees	3			1	2			6	16	22
	TOTAL	46	46	39	47	44	4	1	227	32	259

Table 2
ANATOMICAL PATHOLOGY
2021-22 Post-M.D. Trainees
(Regular Ministry Funded vs All Other Funding)
Faculty of Medicine Providing Post-M.D. Training
By Rank

Faculty of Medicine Providing Post-M.D. Training		Residents							Fellows	Total	
		PGY-1	PGY-2	PGY-3	PGY-4	PGY-5	PGY-6	PGY-7	Sub-Total	Fellow	
Memorial University	Regular Ministry Funded	2	2	1	2	1			8		8
	Non-Ministry Funded										
	TOTAL	2	2	1	2	1			8		8
Dalhousie University	Regular Ministry Funded	2	2	1	3	2			10		10
	Non-Ministry Funded										
	TOTAL	2	2	1	3	2			10		10
Université Laval	Regular Ministry Funded	4	1	2	3	3	1	1	15		15
	Non-Ministry Funded										
	TOTAL	4	1	2	3	3	1	1	15		15
Université de Sherbrooke	Regular Ministry Funded	2	2		4	4			12		12
	Non-Ministry Funded										
	TOTAL	2	2		4	4			12		12
Université de Montréal	Regular Ministry Funded	2	4	4	4	5	1		20		20
	Non-Ministry Funded										
	TOTAL	2	4	4	4	5	1		20		20
McGill University	Regular Ministry Funded	3	2	7	4	3	2		21		21
	Non-Ministry Funded	1							1	1	2
	TOTAL	4	2	7	4	3	2		22	1	23
University of Ottawa	Regular Ministry Funded	3	3	3	3				12		12
	Non-Ministry Funded	1							1		1
	TOTAL	4	3	3	3				13		13
Queen's University	Regular Ministry Funded	2	3	2	2	2			11		11
	Non-Ministry Funded										
	TOTAL	2	3	2	2	2			11		11
University of Toronto	Regular Ministry Funded	6	6	6	6	5			29		29
	Non-Ministry Funded			1					1	22	23
	TOTAL	6	6	7	6	5			30	22	52
McMaster University	Regular Ministry Funded	3	4	2	3	1			13		13
	Non-Ministry Funded	1			1				2		2
	TOTAL	4	4	2	4	1			15		15
University of Western Ontario	Regular Ministry Funded	2	1	1	2	2			8		8
	Non-Ministry Funded									2	2
	TOTAL	2	1	1	2	2			8	2	10
University of Manitoba	Regular Ministry Funded	1	3	1	2	2			9		9
	Non-Ministry Funded					1			1		1
	TOTAL	1	3	1	2	3			10		10
University of Alberta	Regular Ministry Funded	3	4		2	2			11		11
	Non-Ministry Funded									2	2
	TOTAL	3	4		2	2			11	2	13
University of Calgary	Regular Ministry Funded	4	5	4	2	4			19		19
	Non-Ministry Funded									3	3
	TOTAL	4	5	4	2	4			19	3	22

Table 2
ANATOMICAL PATHOLOGY
2021-22 Post-M.D. Trainees
(Regular Ministry Funded vs All Other Funding)
Faculty of Medicine Providing Post-M.D. Training
By
Rank

Faculty of Medicine Providing Post-M.D. Training		Residents								Fellows	Total
		PGY-1	PGY-2	PGY-3	PGY-4	PGY-5	PGY-6	PGY-7	Sub-Total	Fellow	
University of British Columbia	Regular Ministry Funded	4	4	4	4	6			22		22
	Non-Ministry Funded					1			1	2	3
	TOTAL	4	4	4	4	7			23	2	25
Grand Total	Regular Ministry Funded	43	46	38	46	42	4	1	220		220
	Non-Ministry Funded	3		1	1	2			7	32	39
	TOTAL	46	46	39	47	44	4	1	227	32	259

Table 1
FORENSIC PATHOLOGY
2021-22 Post-M.D. Trainees
(Canadian Citizens/Permanent Residents vs Visa Trainees)
Faculty of Medicine Providing Post-M.D. Training
By
Rank

Faculty of Medicine Providing Post-M.D. Training		Residents	Fellows	Total
		PGY-6	Fellow	
University of Toronto	CC/PR	2	1	3
	Visa Trainees		2	2
	TOTAL	2	3	5
University of Alberta	CC/PR	1		1
	Visa Trainees			
	TOTAL	1		1
Grand Total	CC/PR	3	1	4
	Visa Trainees		2	2
	TOTAL	3	3	6

Table 2
FORENSIC PATHOLOGY
2021-22 Post-M.D. Trainees
(Regular Ministry Funded vs All Other Funding)
Faculty of Medicine Providing Post-M.D. Training
By
Rank

Faculty of Medicine Providing Post-M.D. Training		Residents	Fellows	Total
		PGY-6	Fellow	
University of Toronto	Regular Ministry Funded	2		2
	Non-Ministry Funded		3	3
	TOTAL	2	3	5
University of Alberta	Regular Ministry Funded	1		1
	Non-Ministry Funded			
	TOTAL	1		1
Grand Total	Regular Ministry Funded	3		3
	Non-Ministry Funded		3	3
	TOTAL	3	3	6

Table 1
GENERAL PATHOLOGY
2021-22 Post-M.D. Trainees
(Canadian Citizens/Permanent Residents vs Visa Trainees)
Faculty of Medicine Providing Post-M.D. Training
By
Rank

Faculty of Medicine Providing Post-M.D. Training		Residents						Fellows	Total
		PGY-1	PGY-2	PGY-3	PGY-4	PGY-5	Sub-Total	Fellow	
Dalhousie University	CC/PR	1	1	2	2		6		6
	Visa Trainees								
	TOTAL	1	1	2	2		6		6
McMaster University	CC/PR	2	2	1	1	4	10		10
	Visa Trainees							1	1
	TOTAL	2	2	1	1	4	10	1	11
University of Saskatchewan	CC/PR	3	2	2	1	5	13		13
	Visa Trainees								
	TOTAL	3	2	2	1	5	13		13
University of Alberta	CC/PR		1		1		2	1	3
	Visa Trainees								
	TOTAL		1		1		2	1	3
University of Calgary	CC/PR	3	1	3	1	3	11		11
	Visa Trainees								
	TOTAL	3	1	3	1	3	11		11
Grand Total	CC/PR	9	7	8	6	12	42	1	43
	Visa Trainees							1	1
	TOTAL	9	7	8	6	12	42	2	44

Table 2
GENERAL PATHOLOGY
2021-22 Post-M.D. Trainees
(Regular Ministry Funded vs All Other Funding)
Faculty of Medicine Providing Post-M.D. Training
By
Rank

Faculty of Medicine Providing Post-M.D. Training		Residents					Fellows	Total	
		PGY-1	PGY-2	PGY-3	PGY-4	PGY-5	Sub-Total		Fellow
Dalhousie University	Regular Ministry Funded	1	1	2	2		6		6
	Non-Ministry Funded								
	TOTAL	1	1	2	2		6		6
McMaster University	Regular Ministry Funded	2	2	1	1	4	10		10
	Non-Ministry Funded							1	1
	TOTAL	2	2	1	1	4	10	1	11
University of Saskatchewan	Regular Ministry Funded	3	2	2	1	5	13		13
	Non-Ministry Funded								
	TOTAL	3	2	2	1	5	13		13
University of Alberta	Regular Ministry Funded		1		1		2		2
	Non-Ministry Funded							1	1
	TOTAL		1		1		2	1	3
University of Calgary	Regular Ministry Funded	3	1	3	1	3	11		11
	Non-Ministry Funded								
	TOTAL	3	1	3	1	3	11		11
Grand Total	Regular Ministry Funded	9	7	8	6	12	42		42
	Non-Ministry Funded							2	2
	TOTAL	9	7	8	6	12	42	2	44

Table 1
HEMATOLOGICAL PATHOLOGY
2021-22 Post-M.D. Trainees
(Canadian Citizens/Permanent Residents vs Visa Trainees)
Faculty of Medicine Providing Post-M.D. Training
By
Rank

Faculty of Medicine Providing Post-M.D. Training		Residents					Fellows	Total
		PGY-1	PGY-2	PGY-3	PGY-4	Sub-Total	Fellow	
Dalhousie University	CC/PR		1	2	1	4		4
	Visa Trainees				1	1	1	2
	TOTAL		1	2	2	5	1	6
University of Toronto	CC/PR	2				2	3	5
	Visa Trainees						2	2
	TOTAL	2				2	5	7
University of Alberta	CC/PR	1	2		2	5		5
	Visa Trainees							
	TOTAL	1	2		2	5		5
University of British Columbia	CC/PR	1	1	1	1	4		4
	Visa Trainees							
	TOTAL	1	1	1	1	4		4
Grand Total	CC/PR	4	4	3	4	15	3	18
	Visa Trainees				1	1	3	4
	TOTAL	4	4	3	5	16	6	22

Table 2
HEMATOLOGICAL PATHOLOGY
2021-22 Post-M.D. Trainees
(Regular Ministry Funded vs All Other Funding)
Faculty of Medicine Providing Post-M.D. Training
By
Rank

Faculty of Medicine Providing Post-M.D. Training		Residents					Fellows	Total
		PGY-1	PGY-2	PGY-3	PGY-4	Sub-Total	Fellow	
Dalhousie University	Regular Ministry Funded		1	2	1	4		4
	Non-Ministry Funded				1	1	1	2
	TOTAL		1	2	2	5	1	6
University of Toronto	Regular Ministry Funded	2				2		2
	Non-Ministry Funded						5	5
	TOTAL	2				2	5	7
University of Alberta	Regular Ministry Funded	1	2		2	5		5
	Non-Ministry Funded							
	TOTAL	1	2		2	5		5
University of British Columbia	Regular Ministry Funded	1	1	1	1	4		4
	Non-Ministry Funded							
	TOTAL	1	1	1	1	4		4
Grand Total	Regular Ministry Funded	4	4	3	4	15		15
	Non-Ministry Funded				1	1	6	7
	TOTAL	4	4	3	5	16	6	22

Table 1
MEDICAL BIOCHEMISTRY
2021-22 Post-M.D. Trainees
(Canadian Citizens/Permanent Residents vs Visa Trainees)
Faculty of Medicine Providing Post-M.D. Training
By
Rank

Faculty of Medicine Providing Post-M.D. Training		Residents			Fellows	Total
		PGY-4	PGY-5	Sub-Total	Fellow	
Université Laval	CC/PR	1		1		1
	Visa Trainees					
	TOTAL	1		1		1
McMaster University	CC/PR		1	1	2	3
	Visa Trainees					
	TOTAL		1	1	2	3
Grand Total	CC/PR	1	1	2	2	4
	Visa Trainees					
	TOTAL	1	1	2	2	4

Table 2
MEDICAL BIOCHEMISTRY
2021-22 Post-M.D. Trainees
(Regular Ministry Funded vs All Other Funding)
Faculty of Medicine Providing Post-M.D. Training
By
Rank

Faculty of Medicine Providing Post-M.D. Training		Residents			Fellows	Total
		PGY-4	PGY-5	Sub-Total	Fellow	
Université Laval	Regular Ministry Funded	1		1		1
	Non-Ministry Funded					
	TOTAL	1		1		1
McMaster University	Regular Ministry Funded		1	1		1
	Non-Ministry Funded				2	2
	TOTAL		1	1	2	3
Grand Total	Regular Ministry Funded	1	1	2		2
	Non-Ministry Funded				2	2
	TOTAL	1	1	2	2	4

Table 1
MEDICAL MICROBIOLOGY
2021-22 Post-M.D. Trainees
(Canadian Citizens/Permanent Residents vs Visa Trainees)
Faculty of Medicine Providing Post-M.D. Training
By Rank

Faculty of Medicine Providing Post-M.D. Training		Residents								Fellows	Total
		PGY-1	PGY-2	PGY-3	PGY-4	PGY-5	PGY-6	PGY-7	Sub-Total	Fellow	
Dalhousie University	CC/PR				1				1		1
	Visa Trainees				1	1			2		2
	TOTAL				2	1			3		3
Université Laval	CC/PR					1	2		3		3
	Visa Trainees										
	TOTAL					1	2		3		3
Université de Sherbrooke	CC/PR				1	1	3		5		5
	Visa Trainees										
	TOTAL				1	1	3		5		5
Université de Montréal	CC/PR						1		1		1
	Visa Trainees									1	1
	TOTAL						1		1	1	2
McGill University	CC/PR							2	2		2
	Visa Trainees										
	TOTAL							2	2		2
University of Ottawa	CC/PR	1	1			1			3		3
	Visa Trainees										
	TOTAL	1	1			1			3		3
University of Toronto	CC/PR	1	1	1	1		1		5		5
	Visa Trainees										
	TOTAL	1	1	1	1		1		5		5
McMaster University	CC/PR	1	1	1	1		1		5		5
	Visa Trainees									1	1
	TOTAL	1	1	1	1		1		5	1	6
University of Alberta	CC/PR	1	3		2	2			8	1	9
	Visa Trainees										
	TOTAL	1	3		2	2			8	1	9
University of Calgary	CC/PR	1	1		1				3		3
	Visa Trainees										
	TOTAL	1	1		1				3		3
University of British Columbia	CC/PR	1	1	1		1			4		4
	Visa Trainees										
	TOTAL	1	1	1		1			4		4
Grand Total	CC/PR	6	8	3	7	6	8	2	40	1	41
	Visa Trainees				1	1			2	2	4
	TOTAL	6	8	3	8	7	8	2	42	3	45

Table 2
MEDICAL MICROBIOLOGY
2021-22 Post-M.D. Trainees
(Regular Ministry Funded vs All Other Funding)
Faculty of Medicine Providing Post-M.D. Training
By Rank

Faculty of Medicine Providing Post-M.D. Training		Residents							Fellows	Total	
		PGY-1	PGY-2	PGY-3	PGY-4	PGY-5	PGY-6	PGY-7	Sub-Total	Fellow	
Dalhousie University	Regular Ministry Funded				1				1		1
	Non-Ministry Funded				1	1			2		2
	TOTAL				2	1			3		3
Université Laval	Regular Ministry Funded					1	2		3		3
	Non-Ministry Funded										
	TOTAL					1	2		3		3
Université de Sherbrooke	Regular Ministry Funded				1	1	3		5		5
	Non-Ministry Funded										
	TOTAL				1	1	3		5		5
Université de Montréal	Regular Ministry Funded						1		1		1
	Non-Ministry Funded									1	1
	TOTAL						1		1	1	2
McGill University	Regular Ministry Funded							2	2		2
	Non-Ministry Funded										
	TOTAL							2	2		2
University of Ottawa	Regular Ministry Funded	1	1			1			3		3
	Non-Ministry Funded										
	TOTAL	1	1			1			3		3
University of Toronto	Regular Ministry Funded	1	1	1	1		1		5		5
	Non-Ministry Funded										
	TOTAL	1	1	1	1		1		5		5
McMaster University	Regular Ministry Funded	1	1	1	1		1		5		5
	Non-Ministry Funded									1	1
	TOTAL	1	1	1	1		1		5	1	6
University of Alberta	Regular Ministry Funded	1	3		2	2			8		8
	Non-Ministry Funded									1	1
	TOTAL	1	3		2	2			8	1	9
University of Calgary	Regular Ministry Funded	1	1		1				3		3
	Non-Ministry Funded										
	TOTAL	1	1		1				3		3
University of British Columbia	Regular Ministry Funded	1	1	1		1			4		4
	Non-Ministry Funded										
	TOTAL	1	1	1		1			4		4
Grand Total	Regular Ministry Funded	6	8	3	7	6	8	2	40		40
	Non-Ministry Funded				1	1			2	3	5
	TOTAL	6	8	3	8	7	8	2	42	3	45

Table 1
NEUROPATHOLOGY
2021-22 Post-M.D. Trainees
(Canadian Citizens/Permanent Residents vs Visa Trainees)
Faculty of Medicine Providing Post-M.D. Training
By
Rank

Faculty of Medicine Providing Post-M.D. Training		Residents						Sub-Total	Fellows	Total
		PGY-1	PGY-2	PGY-3	PGY-4	PGY-5	PGY-6		Fellow	
University of Toronto	CC/PR			1				1		1
	Visa Trainees								1	1
	TOTAL			1				1	1	2
University of Western Ontario	CC/PR		1					1		1
	Visa Trainees								1	1
	TOTAL		1					1	1	2
University of Calgary	CC/PR	1	1		1	1		4		4
	Visa Trainees									
	TOTAL	1	1		1	1		4		4
University of British Columbia	CC/PR		1	1		1	1	4		4
	Visa Trainees									
	TOTAL		1	1		1	1	4		4
Grand Total	CC/PR	1	3	2	1	2	1	10		10
	Visa Trainees								2	2
	TOTAL	1	3	2	1	2	1	10	2	12

Table 2
NEUROPATHOLOGY
2021-22 Post-M.D. Trainees
(Regular Ministry Funded vs All Other Funding)
Faculty of Medicine Providing Post-M.D. Training
By
Rank

Faculty of Medicine Providing Post-M.D. Training		Residents						Fellows	Total	
		PGY-1	PGY-2	PGY-3	PGY-4	PGY-5	PGY-6	Sub-Total	Fellow	
University of Toronto	Regular Ministry Funded									
	Non-Ministry Funded			1				1	1	2
	TOTAL			1				1	1	2
University of Western Ontario	Regular Ministry Funded		1					1		1
	Non-Ministry Funded								1	1
	TOTAL		1					1	1	2
University of Calgary	Regular Ministry Funded	1	1		1			3		3
	Non-Ministry Funded					1		1		1
	TOTAL	1	1		1	1		4		4
University of British Columbia	Regular Ministry Funded		1	1		1	1	4		4
	Non-Ministry Funded									
	TOTAL		1	1		1	1	4		4
Grand Total	Regular Ministry Funded	1	3	1	1	1	1	8		8
	Non-Ministry Funded			1		1		2	2	4
	TOTAL	1	3	2	1	2	1	10	2	12

Table 1
CARDIAC SURGERY
2021-22 Post-M.D. Trainees
(Canadian Citizens/Permanent Residents vs Visa Trainees)
Faculty of Medicine Providing Post-M.D. Training
By
Rank

Faculty of Medicine Providing Post-M.D. Training		Residents						Sub-Total	Fellows	Total
		PGY-1	PGY-2	PGY-3	PGY-4	PGY-5	PGY-6		Fellow	
Dalhousie University	CC/PR		1	1	1	2	1	6		6
	Visa Trainees	1				1		2		2
	TOTAL	1	1	1	1	3	1	8		8
Université Laval	CC/PR	1	1	1			1	4	1	5
	Visa Trainees								3	3
	TOTAL	1	1	1			1	4	4	8
Université de Montréal	CC/PR	1		1	1		1	4		4
	Visa Trainees								6	6
	TOTAL	1		1	1		1	4	6	10
McGill University	CC/PR	1	1		1			3		3
	Visa Trainees	1	1	2	2	4	4	14	2	16
	TOTAL	2	2	2	3	4	4	17	2	19
University of Ottawa	CC/PR	1	1	1		1	1	5	1	6
	Visa Trainees								1	1
	TOTAL	1	1	1		1	1	5	2	7
Queen's University	CC/PR								1	1
	Visa Trainees								1	1
	TOTAL								2	2
University of Toronto	CC/PR	1	3		2	2		8	8	16
	Visa Trainees						1	1	10	11
	TOTAL	1	3		2	2	1	9	18	27
McMaster University	CC/PR	1	1	2			2	6	1	7
	Visa Trainees			3				3		3
	TOTAL	1	1	5			2	9	1	10
University of Western Ontario	CC/PR	1	1	1	1	1		5		5
	Visa Trainees				1		1	2	4	6
	TOTAL	1	1	1	2	1	1	7	4	11
University of Manitoba	CC/PR	1			1	1		3		3
	Visa Trainees									
	TOTAL	1			1	1		3		3
University of Alberta	CC/PR	1	1	1	3	1		7	2	9
	Visa Trainees								6	6
	TOTAL	1	1	1	3	1		7	8	15
University of Calgary	CC/PR	1	1	3	1	1		7		7
	Visa Trainees									
	TOTAL	1	1	3	1	1		7		7

Table 1
CARDIAC SURGERY
2021-22 Post-M.D. Trainees
(Canadian Citizens/Permanent Residents vs Visa Trainees)
Faculty of Medicine Providing Post-M.D. Training
By
Rank

Faculty of Medicine Providing Post-M.D. Training		Residents						Fellows	Total	
		PGY-1	PGY-2	PGY-3	PGY-4	PGY-5	PGY-6	Sub-Total	Fellow	
University of British Columbia	CC/PR	1		1	2	2		6		6
	Visa Trainees									
	TOTAL	1		1	2	2		6		6
Grand Total	CC/PR	11	11	12	13	11	6	64	14	78
	Visa Trainees	2	1	5	3	5	6	22	33	55
	TOTAL	13	12	17	16	16	12	86	47	133

Table 2
CARDIAC SURGERY
 2021-22 Post-M.D. Trainees
 (Regular Ministry Funded vs All Other Funding)
 Faculty of Medicine Providing Post-M.D. Training
 By
 Rank

Faculty of Medicine Providing Post-M.D. Training		Residents							Fellows	Total
		PGY-1	PGY-2	PGY-3	PGY-4	PGY-5	PGY-6	Sub-Total	Fellow	
Dalhousie University	Regular Ministry Funded		1	1	1	1	1	5		5
	Non-Ministry Funded	1				2		3		3
	TOTAL	1	1	1	1	3	1	8		8
Université Laval	Regular Ministry Funded	1	1	1			1	4		4
	Non-Ministry Funded								4	4
	TOTAL	1	1	1			1	4	4	8
Université de Montréal	Regular Ministry Funded	1		1	1		1	4		4
	Non-Ministry Funded								6	6
	TOTAL	1		1	1		1	4	6	10
McGill University	Regular Ministry Funded	1	1		1		1	4		4
	Non-Ministry Funded	1	1	2	2	4	3	13	2	15
	TOTAL	2	2	2	3	4	4	17	2	19
University of Ottawa	Regular Ministry Funded	1	1	1		1	1	5		5
	Non-Ministry Funded								2	2
	TOTAL	1	1	1		1	1	5	2	7
Queen's University	Regular Ministry Funded									
	Non-Ministry Funded								2	2
	TOTAL								2	2
University of Toronto	Regular Ministry Funded	1	3		1	2		7		7
	Non-Ministry Funded				1		1	2	18	20
	TOTAL	1	3		2	2	1	9	18	27
McMaster University	Regular Ministry Funded	1	1	2			1	5		5
	Non-Ministry Funded			3			1	4	1	5
	TOTAL	1	1	5			2	9	1	10
University of Western Ontario	Regular Ministry Funded	1	1	1	1	1		5		5
	Non-Ministry Funded				1		1	2	4	6
	TOTAL	1	1	1	2	1	1	7	4	11
University of Manitoba	Regular Ministry Funded	1			1	1		3		3
	Non-Ministry Funded									
	TOTAL	1			1	1		3		3
University of Alberta	Regular Ministry Funded	1	1	1	2	1		6		6
	Non-Ministry Funded				1			1	8	9
	TOTAL	1	1	1	3	1		7	8	15
University of Calgary	Regular Ministry Funded	1	1	3	1			6		6
	Non-Ministry Funded					1		1		1
	TOTAL	1	1	3	1	1		7		7
University of British Columbia	Regular Ministry Funded	1		1	2	2		6		6
	Non-Ministry Funded									
	TOTAL	1		1	2	2		6		6
Grand Total	Regular Ministry Funded	11	11	12	11	9	6	60		60
	Non-Ministry Funded	2	1	5	5	7	6	26	47	73
	TOTAL	13	12	17	16	16	12	86	47	133

Table 1
GENERAL SURGERY
 2021-22 Post-M.D. Trainees
 (Canadian Citizens/Permanent Residents vs Visa Trainees)
 Faculty of Medicine Providing Post-M.D. Training
 By
 Rank

Faculty of Medicine Providing Post-M.D. Training		Residents								Fellows	Total
		PGY-1	PGY-2	PGY-3	PGY-4	PGY-5	PGY-6	PGY-7	Sub-Total	Fellow	
Memorial University	CC/PR	4	4	4	5	2			19		19
	Visa Trainees										
	TOTAL	4	4	4	5	2			19		19
Dalhousie University	CC/PR	5	5	5	5	3			23	1	24
	Visa Trainees		1		1				2	3	5
	TOTAL	5	6	5	6	3			25	4	29
Université Laval	CC/PR	4	5	4	4	4			21	1	22
	Visa Trainees									1	1
	TOTAL	4	5	4	4	4			21	2	23
Université de Sherbrooke	CC/PR	4	3	4	3	3			17		17
	Visa Trainees										
	TOTAL	4	3	4	3	3			17		17
Université de Montréal	CC/PR	4	5	6	4	7			26	2	28
	Visa Trainees									7	7
	TOTAL	4	5	6	4	7			26	9	35
McGill University	CC/PR	3	6	3	7	3			22	1	23
	Visa Trainees	6	6	5	5	3			25	12	37
	TOTAL	9	12	8	12	6			47	13	60
University of Ottawa	CC/PR	6	6	7	5	5	2	1	32	3	35
	Visa Trainees										
	TOTAL	6	6	7	5	5	2	1	32	3	35
Queen's University	CC/PR	3	2	3	6	2			16		16
	Visa Trainees			1					1	1	2
	TOTAL	3	2	4	6	2			17	1	18
University of Toronto	CC/PR	13	17	22	19	8			79	9	88
	Visa Trainees	2		1	2				5	7	12
	TOTAL	15	17	23	21	8			84	16	100
McMaster University	CC/PR	8	8	7	5	4			32	7	39
	Visa Trainees	2	1		1	2			6	1	7
	TOTAL	10	9	7	6	6			38	8	46
University of Western Ontario	CC/PR	5	5	4	5	4			23	2	25
	Visa Trainees				1				1	4	5
	TOTAL	5	5	4	6	4			24	6	30
Northern Ontario School of Medicine	CC/PR	1	2	1	1	1			6		6
	Visa Trainees										
	TOTAL	1	2	1	1	1			6		6
University of Manitoba	CC/PR	3	8	1	6	3		1	22	1	23
	Visa Trainees	1	1	1	1				4		4
	TOTAL	4	9	2	7	3		1	26	1	27

Table 1
GENERAL SURGERY
2021-22 Post-M.D. Trainees
(Canadian Citizens/Permanent Residents vs Visa Trainees)
Faculty of Medicine Providing Post-M.D. Training
By
Rank

Faculty of Medicine Providing Post-M.D. Training		Residents							Sub-Total	Fellows	Total
		PGY-1	PGY-2	PGY-3	PGY-4	PGY-5	PGY-6	PGY-7		Fellow	
University of Saskatchewan	CC/PR	3	4	5	6	6			24		24
	Visa Trainees	1	1						2		2
	TOTAL	4	5	5	6	6			26		26
University of Alberta	CC/PR	7	6	8	6	7			34	5	39
	Visa Trainees		1			1			2	6	8
	TOTAL	7	7	8	6	8			36	11	47
University of Calgary	CC/PR	4	4	4	6	2			20	6	26
	Visa Trainees				1	1			2	7	9
	TOTAL	4	4	4	7	3			22	13	35
University of British Columbia	CC/PR	7	7	9	7	7			37	2	39
	Visa Trainees	2		1	1				4	1	5
	TOTAL	9	7	10	8	7			41	3	44
Grand Total	CC/PR	84	97	97	100	71	2	2	453	40	493
	Visa Trainees	14	11	9	13	7			54	50	104
	TOTAL	98	108	106	113	78	2	2	507	90	597

Table 2
GENERAL SURGERY
2021-22 Post-M.D. Trainees
(Regular Ministry Funded vs All Other Funding)
Faculty of Medicine Providing Post-M.D. Training
By Rank

Faculty of Medicine Providing Post-M.D. Training		Residents							Fellows	Total	
		PGY-1	PGY-2	PGY-3	PGY-4	PGY-5	PGY-6	PGY-7	Sub-Total	Fellow	
Memorial University	Regular Ministry Funded	4	4	4	5	2			19		19
	Non-Ministry Funded										
	TOTAL	4	4	4	5	2			19		19
Dalhousie University	Regular Ministry Funded	5	4	5	5	3			22		22
	Non-Ministry Funded		2		1				3	4	7
	TOTAL	5	6	5	6	3			25	4	29
Université Laval	Regular Ministry Funded	4	5	4	4	4			21		21
	Non-Ministry Funded									2	2
	TOTAL	4	5	4	4	4			21	2	23
Université de Sherbrooke	Regular Ministry Funded	4	3	4	3	3			17		17
	Non-Ministry Funded										
	TOTAL	4	3	4	3	3			17		17
Université de Montréal	Regular Ministry Funded	4	5	6	4	7			26		26
	Non-Ministry Funded									9	9
	TOTAL	4	5	6	4	7			26	9	35
McGill University	Regular Ministry Funded	3	6	3	7	3			22		22
	Non-Ministry Funded	6	6	5	5	3			25	13	38
	TOTAL	9	12	8	12	6			47	13	60
University of Ottawa	Regular Ministry Funded	6	6	7	5	5	2	1	32		32
	Non-Ministry Funded									3	3
	TOTAL	6	6	7	5	5	2	1	32	3	35
Queen's University	Regular Ministry Funded	3	2	3	5	2			15		15
	Non-Ministry Funded			1	1				2	1	3
	TOTAL	3	2	4	6	2			17	1	18
University of Toronto	Regular Ministry Funded	13	13	16	16	8			66		66
	Non-Ministry Funded	2	4	7	5				18	16	34
	TOTAL	15	17	23	21	8			84	16	100
McMaster University	Regular Ministry Funded	8	8	7	5	4			32		32
	Non-Ministry Funded	2	1		1	2			6	8	14
	TOTAL	10	9	7	6	6			38	8	46
University of Western Ontario	Regular Ministry Funded	5	5	4	5	4			23		23
	Non-Ministry Funded				1				1	6	7
	TOTAL	5	5	4	6	4			24	6	30
Northern Ontario School of Medicine	Regular Ministry Funded	1	2	1	1	1			6		6
	Non-Ministry Funded										
	TOTAL	1	2	1	1	1			6		6
University of Manitoba	Regular Ministry Funded	3	8	1	6	2			20		20
	Non-Ministry Funded	1	1	1	1	1		1	6	1	7
	TOTAL	4	9	2	7	3		1	26	1	27
University of Saskatchewan	Regular Ministry Funded	3	4	5	6	6			24		24
	Non-Ministry Funded	1	1						2		2
	TOTAL	4	5	5	6	6			26		26

Table 2
GENERAL SURGERY
2021-22 Post-M.D. Trainees
(Regular Ministry Funded vs All Other Funding)
Faculty of Medicine Providing Post-M.D. Training
By
Rank

Faculty of Medicine Providing Post-M.D. Training		Residents							Fellows	Total	
		PGY-1	PGY-2	PGY-3	PGY-4	PGY-5	PGY-6	PGY-7	Sub-Total	Fellow	
University of Alberta	Regular Ministry Funded	7	6	8	6	7			34		34
	Non-Ministry Funded		1			1			2	11	13
	TOTAL	7	7	8	6	8			36	11	47
University of Calgary	Regular Ministry Funded	4	4	4	6	2			20		20
	Non-Ministry Funded				1	1			2	13	15
	TOTAL	4	4	4	7	3			22	13	35
University of British Columbia	Regular Ministry Funded	7	7	9	7	7			37		37
	Non-Ministry Funded	2		1	1				4	3	7
	TOTAL	9	7	10	8	7			41	3	44
Grand Total	Regular Ministry Funded	84	92	91	96	70	2	1	436		436
	Non-Ministry Funded	14	16	15	17	8		1	71	90	161
	TOTAL	98	108	106	113	78	2	2	507	90	597

Table 1
NEUROSURGERY
2021-22 Post-M.D. Trainees
(Canadian Citizens/Permanent Residents vs Visa Trainees)
Faculty of Medicine Providing Post-M.D. Training
By
Rank

Faculty of Medicine Providing Post-M.D. Training		Residents						Fellows	Total	
		PGY-1	PGY-2	PGY-3	PGY-4	PGY-5	PGY-6	Sub-Total	Fellow	
Dalhousie University	CC/PR	1	2		2	1		6		6
	Visa Trainees	1		1		1	2	5	1	6
	TOTAL	2	2	1	2	2	2	11	1	12
Université Laval	CC/PR		1		1			2		2
	Visa Trainees									
	TOTAL		1		1			2		2
Université de Sherbrooke	CC/PR	1		1			1	3		3
	Visa Trainees		1					1	1	2
	TOTAL	1	1	1			1	4	1	5
Université de Montréal	CC/PR		1		3			4	1	5
	Visa Trainees								5	5
	TOTAL		1		3			4	6	10
McGill University	CC/PR	1	1			1	2	5	1	6
	Visa Trainees	1	2	2	2	2	2	11	5	16
	TOTAL	2	3	2	2	3	4	16	6	22
University of Ottawa	CC/PR	1	1	2	2		1	7	1	8
	Visa Trainees	1		1	2			4	7	11
	TOTAL	2	1	3	4		1	11	8	19
Queen's University	CC/PR								1	1
	Visa Trainees									
	TOTAL								1	1
University of Toronto	CC/PR	5	4	4	13	7	4	37	6	43
	Visa Trainees								26	26
	TOTAL	5	4	4	13	7	4	37	32	69
McMaster University	CC/PR	1		1	2		2	6		6
	Visa Trainees	1		2		2	1	6	1	7
	TOTAL	2		3	2	2	3	12	1	13
University of Western Ontario	CC/PR	2	1	3		2		8	1	9
	Visa Trainees			1				1	5	6
	TOTAL	2	1	4		2		9	6	15
University of Manitoba	CC/PR	1	1	1	2	1	2	8		8
	Visa Trainees			1	1			2		2
	TOTAL	1	1	2	3	1	2	10		10
University of Saskatchewan	CC/PR	1	1	1		1	1	5		5
	Visa Trainees									
	TOTAL	1	1	1		1	1	5		5

Table 1
NEUROSURGERY
2021-22 Post-M.D. Trainees
(Canadian Citizens/Permanent Residents vs Visa Trainees)
Faculty of Medicine Providing Post-M.D. Training
By
Rank

Faculty of Medicine Providing Post-M.D. Training		Residents							Fellows	Total
		PGY-1	PGY-2	PGY-3	PGY-4	PGY-5	PGY-6	Sub-Total	Fellow	
University of Alberta	CC/PR	2	1	1	1	2	1	8		8
	Visa Trainees	1					2	3	3	6
	TOTAL	3	1	1	1	2	3	11	3	14
University of Calgary	CC/PR	2	2	3	1	4	3	15	2	17
	Visa Trainees				1			1	8	9
	TOTAL	2	2	3	2	4	3	16	10	26
University of British Columbia	CC/PR	1	1	1	2	1	1	7	5	12
	Visa Trainees								3	3
	TOTAL	1	1	1	2	1	1	7	8	15
Grand Total	CC/PR	19	17	18	29	20	18	121	18	139
	Visa Trainees	5	3	8	6	5	7	34	65	99
	TOTAL	24	20	26	35	25	25	155	83	238

Table 2
NEUROSURGERY
2021-22 Post-M.D. Trainees
(Regular Ministry Funded vs All Other Funding)
Faculty of Medicine Providing Post-M.D. Training
By
Rank

Faculty of Medicine Providing Post-M.D. Training		Residents						Sub-Total	Fellows	Total
		PGY-1	PGY-2	PGY-3	PGY-4	PGY-5	PGY-6		Fellow	
Dalhousie University	Regular Ministry Funded	1	2		2	1		6		6
	Non-Ministry Funded	1		1		1	2	5	1	6
	TOTAL	2	2	1	2	2	2	11	1	12
Université Laval	Regular Ministry Funded		1		1			2		2
	Non-Ministry Funded									
	TOTAL		1		1			2		2
Université de Sherbrooke	Regular Ministry Funded	1	1	1				4		4
	Non-Ministry Funded								1	1
	TOTAL	1	1	1				4	1	5
Université de Montréal	Regular Ministry Funded		1		3			4		4
	Non-Ministry Funded								6	6
	TOTAL		1		3			4	6	10
McGill University	Regular Ministry Funded	1	1			1	2	5		5
	Non-Ministry Funded	1	2	2	2	2	2	11	6	17
	TOTAL	2	3	2	2	3	4	16	6	22
University of Ottawa	Regular Ministry Funded	1	1	2	2		1	7		7
	Non-Ministry Funded	1		1	2			4	8	12
	TOTAL	2	1	3	4		1	11	8	19
Queen's University	Regular Ministry Funded									
	Non-Ministry Funded								1	1
	TOTAL								1	1
University of Toronto	Regular Ministry Funded	5	4	4	6	7	4	30		30
	Non-Ministry Funded				7			7	32	39
	TOTAL	5	4	4	13	7	4	37	32	69
McMaster University	Regular Ministry Funded	1		1	2		2	6		6
	Non-Ministry Funded	1		2		2	1	6	1	7
	TOTAL	2		3	2	2	3	12	1	13
University of Western Ontario	Regular Ministry Funded	2	1	3		2		8		8
	Non-Ministry Funded			1				1	6	7
	TOTAL	2	1	4		2		9	6	15
University of Manitoba	Regular Ministry Funded	1	1	1	2	1	2	8		8
	Non-Ministry Funded			1	1			2		2
	TOTAL	1	1	2	3	1	2	10		10
University of Saskatchewan	Regular Ministry Funded	1	1	1		1	1	5		5
	Non-Ministry Funded									
	TOTAL	1	1	1		1	1	5		5
University of Alberta	Regular Ministry Funded	2	1	1	1	2	1	8		8
	Non-Ministry Funded	1					2	3	3	6
	TOTAL	3	1	1	1	2	3	11	3	14

Table 2
NEUROSURGERY
2021-22 Post-M.D. Trainees
(Regular Ministry Funded vs All Other Funding)
Faculty of Medicine Providing Post-M.D. Training
By
Rank

Faculty of Medicine Providing Post-M.D. Training		Residents							Fellows	Total
		PGY-1	PGY-2	PGY-3	PGY-4	PGY-5	PGY-6	Sub-Total	Fellow	
University of Calgary	Regular Ministry Funded	2	2	3	1	4	3	15		15
	Non-Ministry Funded				1			1	10	11
	TOTAL	2	2	3	2	4	3	16	10	26
University of British Columbia	Regular Ministry Funded	1	1	1	2	1	1	7		7
	Non-Ministry Funded								8	8
	TOTAL	1	1	1	2	1	1	7	8	15
Grand Total	Regular Ministry Funded	19	18	18	22	20	18	115		115
	Non-Ministry Funded	5	2	8	13	5	7	40	83	123
	TOTAL	24	20	26	35	25	25	155	83	238

Table 1
OBSTETRICS AND GYNECOLOGY
2021-22 Post-M.D. Trainees
(Canadian Citizens/Permanent Residents vs Visa Trainees)
Faculty of Medicine Providing Post-M.D. Training
By
Rank

Faculty of Medicine Providing Post-M.D. Training		Residents						Sub-Total	Fellows	Total
		PGY-1	PGY-2	PGY-3	PGY-4	PGY-5	PGY-6		Fellow	
Memorial University	CC/PR	5	2	3	4	1		15		15
	Visa Trainees									
	TOTAL	5	2	3	4	1		15		15
Dalhousie University	CC/PR	5	4	5	3	5		22		22
	Visa Trainees			1	1			2		2
	TOTAL	5	4	6	4	5		24		24
Université Laval	CC/PR	4	4	3	2	3	1	17		17
	Visa Trainees								1	1
	TOTAL	4	4	3	2	3	1	17	1	18
Université de Sherbrooke	CC/PR	4	3	4	3	4		18		18
	Visa Trainees									
	TOTAL	4	3	4	3	4		18		18
Université de Montréal	CC/PR	4	5	5	4	2	1	21		21
	Visa Trainees								2	2
	TOTAL	4	5	5	4	2	1	21	2	23
McGill University	CC/PR	4	3	3	4		2	16		16
	Visa Trainees	1	2		2	3		8	1	9
	TOTAL	5	5	3	6	3	2	24	1	25
University of Ottawa	CC/PR	7	6	8	9	4		34	5	39
	Visa Trainees									
	TOTAL	7	6	8	9	4		34	5	39
Queen's University	CC/PR	3	3	3	2	4		15	1	16
	Visa Trainees									
	TOTAL	3	3	3	2	4		15	1	16
University of Toronto	CC/PR	13	13	13	11	14		64	18	82
	Visa Trainees	1	2	1	1	1		6	10	16
	TOTAL	14	15	14	12	15		70	28	98
McMaster University	CC/PR	7	7	7	8	8		37	3	40
	Visa Trainees								3	3
	TOTAL	7	7	7	8	8		37	6	43
University of Western Ontario	CC/PR	6	6	7	5	6		30		30
	Visa Trainees								3	3
	TOTAL	6	6	7	5	6		30	3	33
University of Manitoba	CC/PR	5	5	4	4	4		22		22
	Visa Trainees			1	1			2		2
	TOTAL	5	5	5	5	4		24		24

Table 1
OBSTETRICS AND GYNECOLOGY
2021-22 Post-M.D. Trainees
(Canadian Citizens/Permanent Residents vs Visa Trainees)
Faculty of Medicine Providing Post-M.D. Training
By
Rank

Faculty of Medicine Providing Post-M.D. Training		Residents						Fellows	Total	
		PGY-1	PGY-2	PGY-3	PGY-4	PGY-5	PGY-6	Sub-Total	Fellow	
University of Saskatchewan	CC/PR	5	6	6	8	10		35		35
	Visa Trainees									
	TOTAL	5	6	6	8	10		35		35
University of Alberta	CC/PR	7	5	7	8	6		33	1	34
	Visa Trainees									
	TOTAL	7	5	7	8	6		33	1	34
University of Calgary	CC/PR	6	6	7	6	6		31	6	37
	Visa Trainees									
	TOTAL	6	6	7	6	6		31	6	37
University of British Columbia	CC/PR	9	9	9	5	9		41		41
	Visa Trainees								1	1
	TOTAL	9	9	9	5	9		41	1	42
Grand Total	CC/PR	94	87	94	86	86	4	451	34	485
	Visa Trainees	2	4	3	5	4		18	21	39
	TOTAL	96	91	97	91	90	4	469	55	524

Table 2
OBSTETRICS AND GYNECOLOGY
2021-22 Post-M.D. Trainees
(Regular Ministry Funded vs All Other Funding)
Faculty of Medicine Providing Post-M.D. Training
By
Rank

Faculty of Medicine Providing Post-M.D. Training		Residents						Fellows	Total	
		PGY-1	PGY-2	PGY-3	PGY-4	PGY-5	PGY-6	Sub-Total	Fellow	
Memorial University	Regular Ministry Funded	5	2	3	4	1		15		15
	Non-Ministry Funded									
	TOTAL	5	2	3	4	1		15		15
Dalhousie University	Regular Ministry Funded	5	4	5	3	5		22		22
	Non-Ministry Funded			1	1			2		2
	TOTAL	5	4	6	4	5		24		24
Université Laval	Regular Ministry Funded	4	4	3	2	3	1	17		17
	Non-Ministry Funded								1	1
	TOTAL	4	4	3	2	3	1	17	1	18
Université de Sherbrooke	Regular Ministry Funded	4	3	4	3	4		18		18
	Non-Ministry Funded									
	TOTAL	4	3	4	3	4		18		18
Université de Montréal	Regular Ministry Funded	4	5	5	4	2	1	21		21
	Non-Ministry Funded								2	2
	TOTAL	4	5	5	4	2	1	21	2	23
McGill University	Regular Ministry Funded	4	3	2	4		2	15		15
	Non-Ministry Funded	1	2	1	2	3		9	1	10
	TOTAL	5	5	3	6	3	2	24	1	25
University of Ottawa	Regular Ministry Funded	7	6	8	9	4		34		34
	Non-Ministry Funded								5	5
	TOTAL	7	6	8	9	4		34	5	39
Queen's University	Regular Ministry Funded	3	3	3	2	4		15		15
	Non-Ministry Funded								1	1
	TOTAL	3	3	3	2	4		15	1	16
University of Toronto	Regular Ministry Funded	13	13	13	11	14		64		64
	Non-Ministry Funded	1	2	1	1	1		6	28	34
	TOTAL	14	15	14	12	15		70	28	98
McMaster University	Regular Ministry Funded	7	7	7	8	8		37		37
	Non-Ministry Funded								6	6
	TOTAL	7	7	7	8	8		37	6	43
University of Western Ontario	Regular Ministry Funded	6	6	7	5	6		30		30
	Non-Ministry Funded								3	3
	TOTAL	6	6	7	5	6		30	3	33
University of Manitoba	Regular Ministry Funded	5	5	4	4	4		22		22
	Non-Ministry Funded			1	1			2		2
	TOTAL	5	5	5	5	4		24		24
University of Saskatchewan	Regular Ministry Funded	5	6	6	8	10		35		35
	Non-Ministry Funded									
	TOTAL	5	6	6	8	10		35		35

Table 2
OBSTETRICS AND GYNECOLOGY
2021-22 Post-M.D. Trainees
(Regular Ministry Funded vs All Other Funding)
Faculty of Medicine Providing Post-M.D. Training
By
Rank

Faculty of Medicine Providing Post-M.D. Training		Residents						Fellows	Total	
		PGY-1	PGY-2	PGY-3	PGY-4	PGY-5	PGY-6	Sub-Total	Fellow	
University of Alberta	Regular Ministry Funded	7	5	7	8	6		33		33
	Non-Ministry Funded								1	1
	TOTAL	7	5	7	8	6		33	1	34
University of Calgary	Regular Ministry Funded	6	6	7	6	6		31		31
	Non-Ministry Funded								6	6
	TOTAL	6	6	7	6	6		31	6	37
University of British Columbia	Regular Ministry Funded	9	9	9	5	9		41		41
	Non-Ministry Funded								1	1
	TOTAL	9	9	9	5	9		41	1	42
Grand Total	Regular Ministry Funded	94	87	93	86	86	4	450		450
	Non-Ministry Funded	2	4	4	5	4		19	55	74
	TOTAL	96	91	97	91	90	4	469	55	524

Table 1
OPHTHALMOLOGY
2021-22 Post-M.D. Trainees
(Canadian Citizens/Permanent Residents vs Visa Trainees)
Faculty of Medicine Providing Post-M.D. Training
By
Rank

Faculty of Medicine Providing Post-M.D. Training		Residents						Sub-Total	Fellows	Total
		PGY-1	PGY-2	PGY-3	PGY-4	PGY-5	PGY-6		Fellow	
Dalhousie University	CC/PR	3	2	4	2	2		13		13
	Visa Trainees									
	TOTAL	3	2	4	2	2		13		13
Université Laval	CC/PR	3	3	3	1	3		13		13
	Visa Trainees								1	1
	TOTAL	3	3	3	1	3		13	1	14
Université de Sherbrooke	CC/PR	2	2	2	3	1		10		10
	Visa Trainees									
	TOTAL	2	2	2	3	1		10		10
Université de Montréal	CC/PR	4	5	5	5	5	1	25	1	26
	Visa Trainees								4	4
	TOTAL	4	5	5	5	5	1	25	5	30
McGill University	CC/PR	3	3	3	3	3		15		15
	Visa Trainees	2	2	3	1	2		10	6	16
	TOTAL	5	5	6	4	5		25	6	31
University of Ottawa	CC/PR	3	3	2	2	4		14	2	16
	Visa Trainees			1	1			2	5	7
	TOTAL	3	3	3	3	4		16	7	23
Queen's University	CC/PR	3	2	4	1	3		13	1	14
	Visa Trainees								3	3
	TOTAL	3	2	4	1	3		13	4	17
University of Toronto	CC/PR	6	5	5	5	4		25	10	35
	Visa Trainees	1	1	1	1	2		6	28	34
	TOTAL	7	6	6	6	6		31	38	69
McMaster University	CC/PR	1	2	2	2	1		8		8
	Visa Trainees								2	2
	TOTAL	1	2	2	2	1		8	2	10
University of Western Ontario	CC/PR	2	1	2	2	2		9		9
	Visa Trainees	1						1		1
	TOTAL	3	1	2	2	2		10		10
University of Manitoba	CC/PR	1	2	1	1	1		6		6
	Visa Trainees					1		1	2	3
	TOTAL	1	2	1	1	2		7	2	9
University of Saskatchewan	CC/PR	1	1	1	1	1		5		5
	Visa Trainees									
	TOTAL	1	1	1	1	1		5		5

Table 1
OPHTHALMOLOGY
2021-22 Post-M.D. Trainees
(Canadian Citizens/Permanent Residents vs Visa Trainees)
Faculty of Medicine Providing Post-M.D. Training
By
Rank

Faculty of Medicine Providing Post-M.D. Training		Residents						Fellows	Total	
		PGY-1	PGY-2	PGY-3	PGY-4	PGY-5	PGY-6	Sub-Total	Fellow	
University of Alberta	CC/PR	3	2	2	3	2		12	2	14
	Visa Trainees									
	TOTAL	3	2	2	3	2		12	2	14
University of Calgary	CC/PR	2	2	3	1	2		10	5	15
	Visa Trainees								1	1
	TOTAL	2	2	3	1	2		10	6	16
University of British Columbia	CC/PR	3	3	3	3	4		16	1	17
	Visa Trainees								4	4
	TOTAL	3	3	3	3	4		16	5	21
Grand Total	CC/PR	40	38	42	35	38	1	194	22	216
	Visa Trainees	4	3	5	3	5		20	56	76
	TOTAL	44	41	47	38	43	1	214	78	292

Table 2
OPHTHALMOLOGY
 2021-22 Post-M.D. Trainees
 (Regular Ministry Funded vs All Other Funding)
 Faculty of Medicine Providing Post-M.D. Training
 By
 Rank

Faculty of Medicine Providing Post-M.D. Training		Residents						Sub-Total	Fellows	Total
		PGY-1	PGY-2	PGY-3	PGY-4	PGY-5	PGY-6		Fellow	
Dalhousie University	Regular Ministry Funded	3	2	4	2	2		13		13
	Non-Ministry Funded									
	TOTAL	3	2	4	2	2		13		13
Université Laval	Regular Ministry Funded	3	3	3	1	3		13		13
	Non-Ministry Funded								1	1
	TOTAL	3	3	3	1	3		13	1	14
Université de Sherbrooke	Regular Ministry Funded	2	2	2	3	1		10		10
	Non-Ministry Funded									
	TOTAL	2	2	2	3	1		10		10
Université de Montréal	Regular Ministry Funded	4	5	5	5	5	1	25		25
	Non-Ministry Funded								5	5
	TOTAL	4	5	5	5	5	1	25	5	30
McGill University	Regular Ministry Funded	3	3	3	3	3		15		15
	Non-Ministry Funded	2	2	3	1	2		10	6	16
	TOTAL	5	5	6	4	5		25	6	31
University of Ottawa	Regular Ministry Funded	3	3	2	2	4		14		14
	Non-Ministry Funded			1	1			2	7	9
	TOTAL	3	3	3	3	4		16	7	23
Queen's University	Regular Ministry Funded	3	2	4	1	3		13		13
	Non-Ministry Funded								4	4
	TOTAL	3	2	4	1	3		13	4	17
University of Toronto	Regular Ministry Funded	5	5	5	4	4		23		23
	Non-Ministry Funded	2	1	1	2	2		8	38	46
	TOTAL	7	6	6	6	6		31	38	69
McMaster University	Regular Ministry Funded	1	2	2	2	1		8		8
	Non-Ministry Funded								2	2
	TOTAL	1	2	2	2	1		8	2	10
University of Western Ontario	Regular Ministry Funded	2	1	2	2	2		9		9
	Non-Ministry Funded	1						1		1
	TOTAL	3	1	2	2	2		10		10
University of Manitoba	Regular Ministry Funded	1	2	1	1	1		6	1	7
	Non-Ministry Funded					1		1	1	2
	TOTAL	1	2	1	1	2		7	2	9
University of Saskatchewan	Regular Ministry Funded	1	1	1	1	1		5		5
	Non-Ministry Funded									
	TOTAL	1	1	1	1	1		5		5
University of Alberta	Regular Ministry Funded	3	2	2	3	2		12		12
	Non-Ministry Funded								2	2
	TOTAL	3	2	2	3	2		12	2	14

Table 2
OPHTHALMOLOGY
2021-22 Post-M.D. Trainees
(Regular Ministry Funded vs All Other Funding)
Faculty of Medicine Providing Post-M.D. Training
By Rank

Faculty of Medicine Providing Post-M.D. Training		Residents						Fellows	Total	
		PGY-1	PGY-2	PGY-3	PGY-4	PGY-5	PGY-6	Sub-Total	Fellow	
University of Calgary	Regular Ministry Funded	2	2	3	1	2		10		10
	Non-Ministry Funded								6	6
	TOTAL	2	2	3	1	2		10	6	16
University of British Columbia	Regular Ministry Funded	3	3	3	3	4		16		16
	Non-Ministry Funded								5	5
	TOTAL	3	3	3	3	4		16	5	21
Grand Total	Regular Ministry Funded	39	38	42	34	38	1	192	1	193
	Non-Ministry Funded	5	3	5	4	5		22	77	99
	TOTAL	44	41	47	38	43	1	214	78	292

Table 1
OTOLARYNGOLOGY - HEAD AND NECK SURGERY
2021-22 Post-M.D. Trainees
(Canadian Citizens/Permanent Residents vs Visa Trainees)
Faculty of Medicine Providing Post-M.D. Training
By Rank

Faculty of Medicine Providing Post-M.D. Training		Residents						Fellows	Total
		PGY-1	PGY-2	PGY-3	PGY-4	PGY-5	Sub-Total	Fellow	
Dalhousie University	CC/PR	2	2	2	3		9		9
	Visa Trainees			1			1	1	2
	TOTAL	2	2	3	3		10	1	11
Université Laval	CC/PR	2	2	2	2	2	10		10
	Visa Trainees								
	TOTAL	2	2	2	2	2	10		10
Université de Sherbrooke	CC/PR	1	2	2	2	2	9		9
	Visa Trainees								
	TOTAL	1	2	2	2	2	9		9
Université de Montréal	CC/PR	2	2	2	2	3	11		11
	Visa Trainees							3	3
	TOTAL	2	2	2	2	3	11	3	14
McGill University	CC/PR	1	2		2	1	6	1	7
	Visa Trainees	2	2	2	3	1	10	5	15
	TOTAL	3	4	2	5	2	16	6	22
University of Ottawa	CC/PR	2	2	2	2	2	10		10
	Visa Trainees			1		1	2	3	5
	TOTAL	2	2	3	2	3	12	3	15
University of Toronto	CC/PR	5	5	6	5	5	26	7	33
	Visa Trainees	1	1	1		1	4	16	20
	TOTAL	6	6	7	5	6	30	23	53
McMaster University	CC/PR	2	2	3	2	3	12		12
	Visa Trainees								
	TOTAL	2	2	3	2	3	12		12
University of Western Ontario	CC/PR	2	3	3	3	3	14		14
	Visa Trainees	1					1	3	4
	TOTAL	3	3	3	3	3	15	3	18
University of Manitoba	CC/PR	1	2	2	2	1	8		8
	Visa Trainees			1			1	1	2
	TOTAL	1	2	3	2	1	9	1	10
University of Alberta	CC/PR	2	2	1	3	1	9	2	11
	Visa Trainees	1	1				2	1	3
	TOTAL	3	3	1	3	1	11	3	14

Table 1
OTOLARYNGOLOGY - HEAD AND NECK SURGERY
2021-22 Post-M.D. Trainees
(Canadian Citizens/Permanent Residents vs Visa Trainees)
Faculty of Medicine Providing Post-M.D. Training
By
Rank

Faculty of Medicine Providing Post-M.D. Training		Residents						Fellows	Total
		PGY-1	PGY-2	PGY-3	PGY-4	PGY-5	Sub-Total	Fellow	
University of Calgary	CC/PR	1	2	2	3	1	9		9
	Visa Trainees	1				1	2		2
	TOTAL	2	2	2	3	2	11		11
University of British Columbia	CC/PR	2	3	2	1	4	12		12
	Visa Trainees							3	3
	TOTAL	2	3	2	1	4	12	3	15
Grand Total	CC/PR	25	31	29	32	28	145	10	155
	Visa Trainees	6	4	6	3	4	23	36	59
	TOTAL	31	35	35	35	32	168	46	214

Table 2
OTOLARYNGOLOGY - HEAD AND NECK SURGERY
2021-22 Post-M.D. Trainees
(Regular Ministry Funded vs All Other Funding)
Faculty of Medicine Providing Post-M.D. Training
By
Rank

Faculty of Medicine Providing Post-M.D. Training		Residents					Sub-Total	Fellows	Total
		PGY-1	PGY-2	PGY-3	PGY-4	PGY-5		Fellow	
Dalhousie University	Regular Ministry Funded	2	2	2	3		9		9
	Non-Ministry Funded			1			1	1	2
	TOTAL	2	2	3	3		10	1	11
Université Laval	Regular Ministry Funded	2	2	2	2	2	10		10
	Non-Ministry Funded								
	TOTAL	2	2	2	2	2	10		10
Université de Sherbrooke	Regular Ministry Funded	1	2	2	2	2	9		9
	Non-Ministry Funded								
	TOTAL	1	2	2	2	2	9		9
Université de Montréal	Regular Ministry Funded	2	2	2	2	3	11		11
	Non-Ministry Funded							3	3
	TOTAL	2	2	2	2	3	11	3	14
McGill University	Regular Ministry Funded	1	2		2	1	6		6
	Non-Ministry Funded	2	2	2	3	1	10	6	16
	TOTAL	3	4	2	5	2	16	6	22
University of Ottawa	Regular Ministry Funded	2	2	2	2	2	10		10
	Non-Ministry Funded			1		1	2	3	5
	TOTAL	2	2	3	2	3	12	3	15
University of Toronto	Regular Ministry Funded	5	5	5	5	5	25		25
	Non-Ministry Funded	1	1	2		1	5	23	28
	TOTAL	6	6	7	5	6	30	23	53
McMaster University	Regular Ministry Funded	2	2	3	2	3	12		12
	Non-Ministry Funded								
	TOTAL	2	2	3	2	3	12		12
University of Western Ontario	Regular Ministry Funded	2	3	3	3	3	14		14
	Non-Ministry Funded	1					1	3	4
	TOTAL	3	3	3	3	3	15	3	18
University of Manitoba	Regular Ministry Funded	1	2	2	2	1	8		8
	Non-Ministry Funded			1			1	1	2
	TOTAL	1	2	3	2	1	9	1	10
University of Alberta	Regular Ministry Funded	2	2	1	3	1	9		9
	Non-Ministry Funded	1	1				2	3	5
	TOTAL	3	3	1	3	1	11	3	14
University of Calgary	Regular Ministry Funded	1	2	2	3	1	9		9
	Non-Ministry Funded	1				1	2		2
	TOTAL	2	2	2	3	2	11		11

Table 2
OTOLARYNGOLOGY - HEAD AND NECK SURGERY
2021-22 Post-M.D. Trainees
(Regular Ministry Funded vs All Other Funding)
Faculty of Medicine Providing Post-M.D. Training
By
Rank

Faculty of Medicine Providing Post-M.D. Training		Residents						Fellows	Total
		PGY-1	PGY-2	PGY-3	PGY-4	PGY-5	Sub-Total	Fellow	
University of British Columbia	Regular Ministry Funded	2	3	2	1	4	12		12
	Non-Ministry Funded							3	3
	TOTAL	2	3	2	1	4	12	3	15
Grand Total	Regular Ministry Funded	25	31	28	32	28	144		144
	Non-Ministry Funded	6	4	7	3	4	24	46	70
	TOTAL	31	35	35	35	32	168	46	214

Table 1
ORTHOPEDIC SURGERY
2021-22 Post-M.D. Trainees
(Canadian Citizens/Permanent Residents vs Visa Trainees)
Faculty of Medicine Providing Post-M.D. Training
By
Rank

Faculty of Medicine Providing Post-M.D. Training		Residents						Fellows	Total
		PGY-1	PGY-2	PGY-3	PGY-4	PGY-5	Sub-Total	Fellow	
Memorial University	CC/PR	2	2	1	2	3	10		10
	Visa Trainees								
	TOTAL	2	2	1	2	3	10		10
Dalhousie University	CC/PR	2	2	2	2	2	10		10
	Visa Trainees		1	2	2	2	7	2	9
	TOTAL	2	3	4	4	4	17	2	19
Université Laval	CC/PR	2	2	2	3	2	11		11
	Visa Trainees								
	TOTAL	2	2	2	3	2	11		11
Université de Sherbrooke	CC/PR	2	2	1	2	2	9		9
	Visa Trainees							1	1
	TOTAL	2	2	1	2	2	9	1	10
Université de Montréal	CC/PR	2	2	2	2	2	10		10
	Visa Trainees							12	12
	TOTAL	2	2	2	2	2	10	12	22
McGill University	CC/PR	2	4		1	3	10	3	13
	Visa Trainees	3	4	3	2	3	15	17	32
	TOTAL	5	8	3	3	6	25	20	45
University of Ottawa	CC/PR	5	4	4	6	4	23	9	32
	Visa Trainees				1	1	2	9	11
	TOTAL	5	4	4	7	5	25	18	43
Queen's University	CC/PR	2	3	2	2	3	12	2	14
	Visa Trainees		1	1	1	2	5	3	8
	TOTAL	2	4	3	3	5	17	5	22
University of Toronto	CC/PR	9	14	7	9	9	48	23	71
	Visa Trainees	3	2	3	1	2	11	37	48
	TOTAL	12	16	10	10	11	59	60	119
McMaster University	CC/PR	4	5	5	5	3	22	4	26
	Visa Trainees	1			2		3	10	13
	TOTAL	5	5	5	7	3	25	14	39
University of Western Ontario	CC/PR	5	6	5	3	4	23	12	35
	Visa Trainees		1				1	15	16
	TOTAL	5	7	5	3	4	24	27	51

Table 1
ORTHOPEDIC SURGERY
2021-22 Post-M.D. Trainees
(Canadian Citizens/Permanent Residents vs Visa Trainees)
Faculty of Medicine Providing Post-M.D. Training
By
Rank

Faculty of Medicine Providing Post-M.D. Training		Residents						Fellows	Total
		PGY-1	PGY-2	PGY-3	PGY-4	PGY-5	Sub-Total	Fellow	
Northern Ontario School of Medicine	CC/PR	2	3	1	2	1	9		9
	Visa Trainees								
	TOTAL	2	3	1	2	1	9		9
University of Manitoba	CC/PR	2	3	3		1	9	1	10
	Visa Trainees							1	1
	TOTAL	2	3	3		1	9	2	11
University of Saskatchewan	CC/PR	2	2	2	2	2	10		10
	Visa Trainees								
	TOTAL	2	2	2	2	2	10		10
University of Alberta	CC/PR	4	2	1	3	4	14	2	16
	Visa Trainees		2	1			3	2	5
	TOTAL	4	4	2	3	4	17	4	21
University of Calgary	CC/PR	5	5	4	6	2	22	4	26
	Visa Trainees							12	12
	TOTAL	5	5	4	6	2	22	16	38
University of British Columbia	CC/PR	3	5	3	5	4	20	4	24
	Visa Trainees	2		1	1		4	19	23
	TOTAL	5	5	4	6	4	24	23	47
Grand Total	CC/PR	55	66	45	55	51	272	64	336
	Visa Trainees	9	11	11	10	10	51	140	191
	TOTAL	64	77	56	65	61	323	204	527

Table 2
ORTHOPEDIC SURGERY
2021-22 Post-M.D. Trainees
(Regular Ministry Funded vs All Other Funding)
Faculty of Medicine Providing Post-M.D. Training
By
Rank

Faculty of Medicine Providing Post-M.D. Training		Residents					Sub-Total	Fellows	Total
		PGY-1	PGY-2	PGY-3	PGY-4	PGY-5		Fellow	
Memorial University	Regular Ministry Funded	2	2	1	2	3	10		10
	Non-Ministry Funded								
	TOTAL	2	2	1	2	3	10		10
Dalhousie University	Regular Ministry Funded	2	2	2	2	1	9		9
	Non-Ministry Funded		1	2	2	3	8	2	10
	TOTAL	2	3	4	4	4	17	2	19
Université Laval	Regular Ministry Funded	2	2	2	3	2	11		11
	Non-Ministry Funded								
	TOTAL	2	2	2	3	2	11		11
Université de Sherbrooke	Regular Ministry Funded	2	2	1	2	2	9		9
	Non-Ministry Funded							1	1
	TOTAL	2	2	1	2	2	9	1	10
Université de Montréal	Regular Ministry Funded	2	2	2	2	2	10		10
	Non-Ministry Funded							12	12
	TOTAL	2	2	2	2	2	10	12	22
McGill University	Regular Ministry Funded	2	3		1	3	9		9
	Non-Ministry Funded	3	5	3	2	3	16	20	36
	TOTAL	5	8	3	3	6	25	20	45
University of Ottawa	Regular Ministry Funded	5	4	4	6	4	23		23
	Non-Ministry Funded				1	1	2	18	20
	TOTAL	5	4	4	7	5	25	18	43
Queen's University	Regular Ministry Funded	2	2	2	2	3	11		11
	Non-Ministry Funded		2	1	1	2	6	5	11
	TOTAL	2	4	3	3	5	17	5	22
University of Toronto	Regular Ministry Funded	9	12	7	9	9	46		46
	Non-Ministry Funded	3	4	3	1	2	13	60	73
	TOTAL	12	16	10	10	11	59	60	119
McMaster University	Regular Ministry Funded	4	5	5	5	3	22		22
	Non-Ministry Funded	1			2		3	14	17
	TOTAL	5	5	5	7	3	25	14	39
University of Western Ontario	Regular Ministry Funded	5	6	5	3	4	23		23
	Non-Ministry Funded		1				1	27	28
	TOTAL	5	7	5	3	4	24	27	51
Northern Ontario School of Medicine	Regular Ministry Funded	2	3	1	2	1	9		9
	Non-Ministry Funded								
	TOTAL	2	3	1	2	1	9		9

Table 2
ORTHOPEDIC SURGERY
2021-22 Post-M.D. Trainees
(Regular Ministry Funded vs All Other Funding)
Faculty of Medicine Providing Post-M.D. Training
By
Rank

Faculty of Medicine Providing Post-M.D. Training		Residents					Fellows	Total	
		PGY-1	PGY-2	PGY-3	PGY-4	PGY-5	Sub-Total	Fellow	
University of Manitoba	Regular Ministry Funded	2	3	3		1	9	1	10
	Non-Ministry Funded							1	1
	TOTAL	2	3	3		1	9	2	11
University of Saskatchewan	Regular Ministry Funded	2	2	2	2	2	10		10
	Non-Ministry Funded								
	TOTAL	2	2	2	2	2	10		10
University of Alberta	Regular Ministry Funded	4	2	1	3	4	14		14
	Non-Ministry Funded		2	1			3	4	7
	TOTAL	4	4	2	3	4	17	4	21
University of Calgary	Regular Ministry Funded	5	5	4	6	2	22		22
	Non-Ministry Funded							16	16
	TOTAL	5	5	4	6	2	22	16	38
University of British Columbia	Regular Ministry Funded	3	5	2	5	4	19		19
	Non-Ministry Funded	2		2	1		5	23	28
	TOTAL	5	5	4	6	4	24	23	47
Grand Total	Regular Ministry Funded	55	62	44	55	50	266	1	267
	Non-Ministry Funded	9	15	12	10	11	57	203	260
	TOTAL	64	77	56	65	61	323	204	527

Table 1
PLASTIC SURGERY
2021-22 Post-M.D. Trainees
(Canadian Citizens/Permanent Residents vs Visa Trainees)
Faculty of Medicine Providing Post-M.D. Training
By
Rank

Faculty of Medicine Providing Post-M.D. Training		Residents						Fellows	Total
		PGY-1	PGY-2	PGY-3	PGY-4	PGY-5	Sub-Total	Fellow	
Dalhousie University	CC/PR	2	2	3	1	1	9		9
	Visa Trainees		1				1		1
	TOTAL	2	3	3	1	1	10		10
Université Laval	CC/PR	1	1	1	1	1	5		5
	Visa Trainees								
	TOTAL	1	1	1	1	1	5		5
Université de Sherbrooke	CC/PR	1	1				2		2
	Visa Trainees								
	TOTAL	1	1				2		2
Université de Montréal	CC/PR	2	2	3	2	2	11		11
	Visa Trainees							5	5
	TOTAL	2	2	3	2	2	11	5	16
McGill University	CC/PR	2	2		2	4	10		10
	Visa Trainees	2	2	1	2	1	8	1	9
	TOTAL	4	4	1	4	5	18	1	19
University of Ottawa	CC/PR	2	2	2	2	1	9		9
	Visa Trainees								
	TOTAL	2	2	2	2	1	9		9
University of Toronto	CC/PR	3	6	5	4	7	25	5	30
	Visa Trainees			1	1		2	10	12
	TOTAL	3	6	6	5	7	27	15	42
McMaster University	CC/PR	3	2	4	3	3	15		15
	Visa Trainees		1	1			2		2
	TOTAL	3	3	5	3	3	17		17
University of Western Ontario	CC/PR	2	2	2	2	3	11		11
	Visa Trainees	2					2		2
	TOTAL	4	2	2	2	3	13		13
University of Manitoba	CC/PR	2	2	3	2	1	10		10
	Visa Trainees								
	TOTAL	2	2	3	2	1	10		10
University of Alberta	CC/PR	2	3	1	4	3	13		13
	Visa Trainees							1	1
	TOTAL	2	3	1	4	3	13	1	14

Table 1
PLASTIC SURGERY
2021-22 Post-M.D. Trainees
(Canadian Citizens/Permanent Residents vs Visa Trainees)
Faculty of Medicine Providing Post-M.D. Training
By
Rank

Faculty of Medicine Providing Post-M.D. Training		Residents						Fellows	Total
		PGY-1	PGY-2	PGY-3	PGY-4	PGY-5	Sub-Total	Fellow	
University of Calgary	CC/PR	2	2	2	1	3	10	4	14
	Visa Trainees							2	2
	TOTAL	2	2	2	1	3	10	6	16
University of British Columbia	CC/PR	2	4	1	2	4	13	3	16
	Visa Trainees			1	1		2		2
	TOTAL	2	4	2	3	4	15	3	18
Grand Total	CC/PR	26	31	27	26	33	143	12	155
	Visa Trainees	4	4	4	4	1	17	19	36
	TOTAL	30	35	31	30	34	160	31	191

Table 2
PLASTIC SURGERY
2021-22 Post-M.D. Trainees
(Regular Ministry Funded vs All Other Funding)
Faculty of Medicine Providing Post-M.D. Training
By
Rank

Faculty of Medicine Providing Post-M.D. Training		Residents						Fellows	Total
		PGY-1	PGY-2	PGY-3	PGY-4	PGY-5	Sub-Total	Fellow	
Dalhousie University	Regular Ministry Funded	2	2	3	1	1	9		9
	Non-Ministry Funded		1				1		1
	TOTAL	2	3	3	1	1	10		10
Université Laval	Regular Ministry Funded	1	1	1	1	1	5		5
	Non-Ministry Funded								
	TOTAL	1	1	1	1	1	5		5
Université de Sherbrooke	Regular Ministry Funded	1	1				2		2
	Non-Ministry Funded								
	TOTAL	1	1				2		2
Université de Montréal	Regular Ministry Funded	2	2	3	2	2	11		11
	Non-Ministry Funded							5	5
	TOTAL	2	2	3	2	2	11	5	16
McGill University	Regular Ministry Funded	2	3		4	4	13		13
	Non-Ministry Funded	2	1	1		1	5	1	6
	TOTAL	4	4	1	4	5	18	1	19
University of Ottawa	Regular Ministry Funded	2	2	2	2	1	9		9
	Non-Ministry Funded								
	TOTAL	2	2	2	2	1	9		9
University of Toronto	Regular Ministry Funded	3	4	5	4	7	23		23
	Non-Ministry Funded		2	1	1		4	15	19
	TOTAL	3	6	6	5	7	27	15	42
McMaster University	Regular Ministry Funded	3	2	3	3	3	14		14
	Non-Ministry Funded		1	2			3		3
	TOTAL	3	3	5	3	3	17		17
University of Western Ontario	Regular Ministry Funded	2	2	2	2	3	11		11
	Non-Ministry Funded	2					2		2
	TOTAL	4	2	2	2	3	13		13
University of Manitoba	Regular Ministry Funded	2	2	3	2	1	10		10
	Non-Ministry Funded								
	TOTAL	2	2	3	2	1	10		10
University of Alberta	Regular Ministry Funded	2	3	1	4	3	13		13
	Non-Ministry Funded							1	1
	TOTAL	2	3	1	4	3	13	1	14
University of Calgary	Regular Ministry Funded	2	2	2	1	3	10		10
	Non-Ministry Funded							6	6
	TOTAL	2	2	2	1	3	10	6	16

Table 2
PLASTIC SURGERY
2021-22 Post-M.D. Trainees
(Regular Ministry Funded vs All Other Funding)
Faculty of Medicine Providing Post-M.D. Training
By
Rank

Faculty of Medicine Providing Post-M.D. Training		Residents						Fellows	Total
		PGY-1	PGY-2	PGY-3	PGY-4	PGY-5	Sub-Total	Fellow	
University of British Columbia	Regular Ministry Funded	2	4	1	2	4	13		13
	Non-Ministry Funded			1	1		2	3	5
	TOTAL	2	4	2	3	4	15	3	18
Grand Total	Regular Ministry Funded	26	30	26	28	33	143		143
	Non-Ministry Funded	4	5	5	2	1	17	31	48
	TOTAL	30	35	31	30	34	160	31	191

Table 1
UROLOGY
2021-22 Post-M.D. Trainees
(Canadian Citizens/Permanent Residents vs Visa Trainees)
Faculty of Medicine Providing Post-M.D. Training
By
Rank

Faculty of Medicine Providing Post-M.D. Training		Residents						Sub-Total	Fellows	Total
		PGY-1	PGY-2	PGY-3	PGY-4	PGY-5	PGY-6		Fellow	
Dalhousie University	CC/PR	2	2	3	2	3		12		12
	Visa Trainees								1	1
	TOTAL	2	2	3	2	3		12	1	13
Université Laval	CC/PR	2	2	2	2	2		10		10
	Visa Trainees									
	TOTAL	2	2	2	2	2		10		10
Université de Sherbrooke	CC/PR	2	2	1			1	6		6
	Visa Trainees									
	TOTAL	2	2	1			1	6		6
Université de Montréal	CC/PR	2	2	4	4	4		16	1	17
	Visa Trainees								1	1
	TOTAL	2	2	4	4	4		16	2	18
McGill University	CC/PR	1	1	1	2	4		9		9
	Visa Trainees	3	2	2	1			8	5	13
	TOTAL	4	3	3	3	4		17	5	22
University of Ottawa	CC/PR	4	4	4	4	3		19	4	23
	Visa Trainees								1	1
	TOTAL	4	4	4	4	3		19	5	24
Queen's University	CC/PR	1	2	1	1	1		6		6
	Visa Trainees									
	TOTAL	1	2	1	1	1		6		6
University of Toronto	CC/PR	5	4	6	5	6		26	14	40
	Visa Trainees								15	15
	TOTAL	5	4	6	5	6		26	29	55
McMaster University	CC/PR	3	2	3	3	2		13	1	14
	Visa Trainees		2		1			3	5	8
	TOTAL	3	4	3	4	2		16	6	22
University of Western Ontario	CC/PR	3	3	2	3	1		12	3	15
	Visa Trainees								3	3
	TOTAL	3	3	2	3	1		12	6	18
Northern Ontario School of Medicine	CC/PR								1	1
	Visa Trainees									
	TOTAL								1	1
University of Manitoba	CC/PR	2	1	2		2		7		7
	Visa Trainees									
	TOTAL	2	1	2		2		7		7

Table 1
UROLOGY
2021-22 Post-M.D. Trainees
(Canadian Citizens/Permanent Residents vs Visa Trainees)
Faculty of Medicine Providing Post-M.D. Training
By
Rank

Faculty of Medicine Providing Post-M.D. Training		Residents						Fellows	Total	
		PGY-1	PGY-2	PGY-3	PGY-4	PGY-5	PGY-6	Sub-Total	Fellow	
University of Alberta	CC/PR	3	3	3	2	3		14	1	15
	Visa Trainees									
	TOTAL	3	3	3	2	3		14	1	15
University of British Columbia	CC/PR	3	3	2	2	3		13		13
	Visa Trainees								2	2
	TOTAL	3	3	2	2	3		13	2	15
Grand Total	CC/PR	33	31	34	30	34	1	163	25	188
	Visa Trainees	3	4	2	2			11	33	44
	TOTAL	36	35	36	32	34	1	174	58	232

Table 2
UROLOGY
2021-22 Post-M.D. Trainees
(Regular Ministry Funded vs All Other Funding)
Faculty of Medicine Providing Post-M.D. Training
By
Rank

Faculty of Medicine Providing Post-M.D. Training		Residents						Fellows	Total	
		PGY-1	PGY-2	PGY-3	PGY-4	PGY-5	PGY-6	Sub-Total	Fellow	
Dalhousie University	Regular Ministry Funded	2	2	2	2	3		11		11
	Non-Ministry Funded			1				1	1	2
	TOTAL	2	2	3	2	3		12	1	13
Université Laval	Regular Ministry Funded	2	2	2	2	2		10		10
	Non-Ministry Funded									
	TOTAL	2	2	2	2	2		10		10
Université de Sherbrooke	Regular Ministry Funded	2	2	1				6		6
	Non-Ministry Funded									
	TOTAL	2	2	1				6		6
Université de Montréal	Regular Ministry Funded	2	2	4	4	4		16		16
	Non-Ministry Funded								2	2
	TOTAL	2	2	4	4	4		16	2	18
McGill University	Regular Ministry Funded	1	1	1	2	4		9		9
	Non-Ministry Funded	3	2	2	1			8	5	13
	TOTAL	4	3	3	3	4		17	5	22
University of Ottawa	Regular Ministry Funded	4	4	4	4	3		19		19
	Non-Ministry Funded								5	5
	TOTAL	4	4	4	4	3		19	5	24
Queen's University	Regular Ministry Funded	1	2	1	1	1		6		6
	Non-Ministry Funded									
	TOTAL	1	2	1	1	1		6		6
University of Toronto	Regular Ministry Funded	5	4	4	5	5		23		23
	Non-Ministry Funded			2		1		3	29	32
	TOTAL	5	4	6	5	6		26	29	55
McMaster University	Regular Ministry Funded	3	2	3	3	2		13		13
	Non-Ministry Funded		2		1			3	6	9
	TOTAL	3	4	3	4	2		16	6	22
University of Western Ontario	Regular Ministry Funded	3	3	2	3	1		12		12
	Non-Ministry Funded								6	6
	TOTAL	3	3	2	3	1		12	6	18
Northern Ontario School of Medicine	Regular Ministry Funded									
	Non-Ministry Funded								1	1
	TOTAL								1	1
University of Manitoba	Regular Ministry Funded	2	1	2		2		7		7
	Non-Ministry Funded									
	TOTAL	2	1	2		2		7		7
University of Alberta	Regular Ministry Funded	3	3	3	2	3		14		14
	Non-Ministry Funded								1	1
	TOTAL	3	3	3	2	3		14	1	15

Table 2
UROLOGY
2021-22 Post-M.D. Trainees
(Regular Ministry Funded vs All Other Funding)
Faculty of Medicine Providing Post-M.D. Training
By
Rank

Faculty of Medicine Providing Post-M.D. Training		Residents						Fellows	Total	
		PGY-1	PGY-2	PGY-3	PGY-4	PGY-5	PGY-6	Sub-Total	Fellow	
University of British Columbia	Regular Ministry Funded	3	3	2	2	3		13		13
	Non-Ministry Funded								2	2
	TOTAL	3	3	2	2	3		13	2	15
Grand Total	Regular Ministry Funded	33	31	31	30	33	1	159		159
	Non-Ministry Funded	3	4	5	2	1		15	58	73
	TOTAL	36	35	36	32	34	1	174	58	232

Table 1
VASCULAR SURGERY
2021-22 Post-M.D. Trainees
(Canadian Citizens/Permanent Residents vs Visa Trainees)
Faculty of Medicine Providing Post-M.D. Training
By
Rank

Faculty of Medicine Providing Post-M.D. Training		Residents						Fellows	Total	
		PGY-1	PGY-2	PGY-3	PGY-4	PGY-5	PGY-7	Sub-Total		Fellow
Université Laval	CC/PR	1	1	1		1		4		4
	Visa Trainees								1	1
	TOTAL	1	1	1		1		4	1	5
Université de Montréal	CC/PR	1		1	1			1	4	4
	Visa Trainees									
	TOTAL	1		1	1			1	4	4
McGill University	CC/PR	1	1	1				3		3
	Visa Trainees		1		1	2		4	1	5
	TOTAL	1	2	1	1	2		7	1	8
University of Ottawa	CC/PR	1	1	2	1			2	7	8
	Visa Trainees									
	TOTAL	1	1	2	1			2	7	8
University of Toronto	CC/PR	2	5	2	3	1		13		13
	Visa Trainees				1	1		2	5	7
	TOTAL	2	5	2	4	2		15	5	20
McMaster University	CC/PR	1	1	1	1	3		7		7
	Visa Trainees	1	1	1	1			4		4
	TOTAL	2	2	2	2	3		11		11
University of Western Ontario	CC/PR	1	1		1	2		5		5
	Visa Trainees									
	TOTAL	1	1		1	2		5		5
University of Manitoba	CC/PR	1	1			1		3		3
	Visa Trainees									
	TOTAL	1	1			1		3		3
University of Calgary	CC/PR	1	1	1		1		4	1	5
	Visa Trainees									
	TOTAL	1	1	1		1		4	1	5
University of British Columbia	CC/PR	1	1	1	1	1		5		5
	Visa Trainees		1					1		1
	TOTAL	1	2	1	1	1		6		6
Grand Total	CC/PR	11	13	10	8	10	3	55	2	57
	Visa Trainees	1	3	1	3	3		11	7	18
	TOTAL	12	16	11	11	13	3	66	9	75

Table 2
VASCULAR SURGERY
2021-22 Post-M.D. Trainees
(Regular Ministry Funded vs All Other Funding)
Faculty of Medicine Providing Post-M.D. Training
By
Rank

Faculty of Medicine Providing Post-M.D. Training		Residents						Sub-Total	Fellows	Total
		PGY-1	PGY-2	PGY-3	PGY-4	PGY-5	PGY-7		Fellow	
Université Laval	Regular Ministry Funded	1	1	1		1		4		4
	Non-Ministry Funded								1	1
	TOTAL	1	1	1		1		4	1	5
Université de Montréal	Regular Ministry Funded	1		1	1			1	4	4
	Non-Ministry Funded									
	TOTAL	1		1	1			1	4	4
McGill University	Regular Ministry Funded	1	2	1				4		4
	Non-Ministry Funded				1	2		3	1	4
	TOTAL	1	2	1	1	2		7	1	8
University of Ottawa	Regular Ministry Funded	1	1	2	1			1	6	6
	Non-Ministry Funded							1	1	2
	TOTAL	1	1	2	1			2	7	8
University of Toronto	Regular Ministry Funded	2	3	2	3	1		11		11
	Non-Ministry Funded		2		1	1		4	5	9
	TOTAL	2	5	2	4	2		15	5	20
McMaster University	Regular Ministry Funded	1	1	1	1	2		6		6
	Non-Ministry Funded	1	1	1	1	1		5		5
	TOTAL	2	2	2	2	3		11		11
University of Western Ontario	Regular Ministry Funded	1	1		1	2		5		5
	Non-Ministry Funded									
	TOTAL	1	1		1	2		5		5
University of Manitoba	Regular Ministry Funded	1	1			1		3		3
	Non-Ministry Funded									
	TOTAL	1	1			1		3		3
University of Calgary	Regular Ministry Funded	1	1	1		1		4		4
	Non-Ministry Funded								1	1
	TOTAL	1	1	1		1		4	1	5
University of British Columbia	Regular Ministry Funded	1	1	1	1	1		5		5
	Non-Ministry Funded		1					1		1
	TOTAL	1	2	1	1	1		6		6
Grand Total	Regular Ministry Funded	11	12	10	8	9	2	52		52
	Non-Ministry Funded	1	4	1	3	4	1	14	9	23
	TOTAL	12	16	11	11	13	3	66	9	75

Table 1
INTERVENTIONAL RADIOLOGY
2021-22 Post-M.D. Trainees
(Canadian Citizens/Permanent Residents vs Visa Trainees)
Faculty of Medicine Providing Post-M.D. Training
By
Rank

Faculty of Medicine Providing Post-M.D. Training		Residents			Fellows	Total
		PGY-5	PGY-6	Sub-Total	Fellow	
Université Laval	CC/PR	1	1	2		2
	Visa Trainees					
	TOTAL	1	1	2		2
Université de Montréal	CC/PR		1	1	1	2
	Visa Trainees				3	3
	TOTAL		1	1	4	5
University of British Columbia	CC/PR					
	Visa Trainees				2	2
	TOTAL				2	2
Grand Total	CC/PR	1	2	3	1	4
	Visa Trainees				5	5
	TOTAL	1	2	3	6	9

Table 2
INTERVENTIONAL RADIOLOGY
2021-22 Post-M.D. Trainees
(Regular Ministry Funded vs All Other Funding)
Faculty of Medicine Providing Post-M.D. Training
By
Rank

Faculty of Medicine Providing Post-M.D. Training		Residents			Fellows	Total
		PGY-5	PGY-6	Sub-Total	Fellow	
Université Laval	Regular Ministry Funded	1	1	2		2
	Non-Ministry Funded					
	TOTAL	1	1	2		2
Université de Montréal	Regular Ministry Funded		1	1		1
	Non-Ministry Funded				4	4
	TOTAL		1	1	4	5
University of British Columbia	Regular Ministry Funded					
	Non-Ministry Funded				2	2
	TOTAL				2	2
Grand Total	Regular Ministry Funded	1	2	3		3
	Non-Ministry Funded				6	6
	TOTAL	1	2	3	6	9

Table 1
NEURORADIOLOGY
2021-22 Post-M.D. Trainees
(Canadian Citizens/Permanent Residents vs Visa Trainees)
Faculty of Medicine Providing Post-M.D. Training
By
Rank

Faculty of Medicine Providing Post-M.D. Training		Residents			Fellows	Total
		PGY-6	PGY-7	Sub-Total	Fellow	
Dalhousie University	CC/PR				1	1
	Visa Trainees					
	TOTAL				1	1
Université de Montréal	CC/PR					
	Visa Trainees				5	5
	TOTAL				5	5
McGill University	CC/PR					
	Visa Trainees				1	1
	TOTAL				1	1
University of Ottawa	CC/PR		1	1	3	4
	Visa Trainees				3	3
	TOTAL		1	1	6	7
University of Toronto	CC/PR	2	2	4	3	7
	Visa Trainees				8	8
	TOTAL	2	2	4	11	15
McMaster University	CC/PR		1	1		1
	Visa Trainees					
	TOTAL		1	1		1
University of Western Ontario	CC/PR					
	Visa Trainees				1	1
	TOTAL				1	1

Table 1
NEURORADIOLOGY
2021-22 Post-M.D. Trainees
(Canadian Citizens/Permanent Residents vs Visa Trainees)
Faculty of Medicine Providing Post-M.D. Training
By
Rank

Faculty of Medicine Providing Post-M.D. Training		Residents			Fellows	Total
		PGY-6	PGY-7	Sub-Total	Fellow	
University of Calgary	CC/PR					
	Visa Trainees				4	4
	TOTAL				4	4
University of British Columbia	CC/PR	1		1	1	2
	Visa Trainees					
	TOTAL	1		1	1	2
Grand Total	CC/PR	3	4	7	8	15
	Visa Trainees				22	22
	TOTAL	3	4	7	30	37

Table 2
NEURORADIOLOGY
2021-22 Post-M.D. Trainees
(Regular Ministry Funded vs All Other Funding)
Faculty of Medicine Providing Post-M.D. Training
By
Rank

Faculty of Medicine Providing Post-M.D. Training		Residents			Fellows	Total
		PGY-6	PGY-7	Sub-Total	Fellow	
Dalhousie University	Regular Ministry Funded					
	Non-Ministry Funded				1	1
	TOTAL				1	1
Université de Montréal	Regular Ministry Funded					
	Non-Ministry Funded				5	5
	TOTAL				5	5
McGill University	Regular Ministry Funded					
	Non-Ministry Funded				1	1
	TOTAL				1	1
University of Ottawa	Regular Ministry Funded		1	1		1
	Non-Ministry Funded				6	6
	TOTAL		1	1	6	7
University of Toronto	Regular Ministry Funded	2	2	4		4
	Non-Ministry Funded				11	11
	TOTAL	2	2	4	11	15
McMaster University	Regular Ministry Funded		1	1		1
	Non-Ministry Funded					
	TOTAL		1	1		1
University of Western Ontario	Regular Ministry Funded					
	Non-Ministry Funded				1	1
	TOTAL				1	1
University of Calgary	Regular Ministry Funded					
	Non-Ministry Funded				4	4
	TOTAL				4	4
University of British Columbia	Regular Ministry Funded	1		1		1
	Non-Ministry Funded				1	1
	TOTAL	1		1	1	2
Grand Total	Regular Ministry Funded	3	4	7		7
	Non-Ministry Funded				30	30
	TOTAL	3	4	7	30	37

Table 1
PEDIATRIC RADIOLOGY
2021-22 Post-M.D. Trainees
(Canadian Citizens/Permanent Residents vs Visa Trainees)
Faculty of Medicine Providing Post-M.D. Training
By
Rank

Faculty of Medicine Providing Post-M.D. Training		Residents	Fellows	Total
		PGY-6	Fellow	
McGill University	CC/PR		2	2
	Visa Trainees			
	TOTAL		2	2
University of Ottawa	CC/PR		1	1
	Visa Trainees		4	4
	TOTAL		5	5
University of Toronto	CC/PR		2	2
	Visa Trainees		19	19
	TOTAL		21	21
University of Alberta	CC/PR		1	1
	Visa Trainees			
	TOTAL		1	1
University of British Columbia	CC/PR	1	2	3
	Visa Trainees		4	4
	TOTAL	1	6	7
Grand Total	CC/PR	1	8	9
	Visa Trainees		27	27
	TOTAL	1	35	36

Table 2
PEDIATRIC RADIOLOGY
2021-22 Post-M.D. Trainees
(Regular Ministry Funded vs All Other Funding)
Faculty of Medicine Providing Post-M.D. Training
By
Rank

Faculty of Medicine Providing Post-M.D. Training		Residents	Fellows	Total
		PGY-6	Fellow	
McGill University	Regular Ministry Funded			
	Non-Ministry Funded		2	2
	TOTAL		2	2
University of Ottawa	Regular Ministry Funded			
	Non-Ministry Funded		5	5
	TOTAL		5	5
University of Toronto	Regular Ministry Funded			
	Non-Ministry Funded		21	21
	TOTAL		21	21
University of Alberta	Regular Ministry Funded			
	Non-Ministry Funded		1	1
	TOTAL		1	1
University of British Columbia	Regular Ministry Funded	1		1
	Non-Ministry Funded		6	6
	TOTAL	1	6	7
Grand Total	Regular Ministry Funded	1		1
	Non-Ministry Funded		35	35
	TOTAL	1	35	36

Table 1
ADOLESCENT MEDICINE
2021-22 Post-M.D. Trainees
(Canadian Citizens/Permanent Residents vs Visa Trainees)
Faculty of Medicine Providing Post-M.D. Training
By
Rank

Faculty of Medicine Providing Post-M.D. Training		Residents			Fellows	Total	
		PGY-4	PGY-5	PGY-6	Sub-Total	Fellow	
Université de Montréal	CC/PR		2	1	3		3
	Visa Trainees						
	TOTAL		2	1	3		3
McGill University	CC/PR		1		1		1
	Visa Trainees						
	TOTAL		1		1		1
University of Toronto	CC/PR	3	2		5		5
	Visa Trainees					3	3
	TOTAL	3	2		5	3	8
University of British Columbia	CC/PR		2		2		2
	Visa Trainees						
	TOTAL		2		2		2
Grand Total	CC/PR	3	7	1	11		11
	Visa Trainees					3	3
	TOTAL	3	7	1	11	3	14

Table 2
ADOLESCENT MEDICINE
2021-22 Post-M.D. Trainees
(Regular Ministry Funded vs All Other Funding)
Faculty of Medicine Providing Post-M.D. Training
By
Rank

Faculty of Medicine Providing Post-M.D. Training		Residents			Fellows	Total	
		PGY-4	PGY-5	PGY-6	Sub-Total	Fellow	
Université de Montréal	Regular Ministry Funded		2	1	3		3
	Non-Ministry Funded						
	TOTAL		2	1	3		3
McGill University	Regular Ministry Funded						
	Non-Ministry Funded		1		1		1
	TOTAL		1		1		1
University of Toronto	Regular Ministry Funded	3	1		4		4
	Non-Ministry Funded		1		1	3	4
	TOTAL	3	2		5	3	8
University of British Columbia	Regular Ministry Funded		2		2		2
	Non-Ministry Funded						
	TOTAL		2		2		2
Grand Total	Regular Ministry Funded	3	5	1	9		9
	Non-Ministry Funded		2		2	3	5
	TOTAL	3	7	1	11	3	14

Table 1
CARDIOLOGY
2021-22 Post-M.D. Trainees
(Canadian Citizens/Permanent Residents vs Visa Trainees)
Faculty of Medicine Providing Post-M.D. Training
By
Rank

Faculty of Medicine Providing Post-M.D. Training			Residents					Fellows	Total
			PGY-4	PGY-5	PGY-6	PGY-7	Sub-Total	Fellow	
Dalhousie University	Cardiology (Int.Med.)	CC/PR	3	3	4		10		10
		Visa Trainees		1			1	1	2
		TOTAL	3	4	4		11	1	12
	Cardiology (Ped.)	CC/PR	2				2		2
		Visa Trainees							
		TOTAL	2				2		2
Université Laval	Cardiology (Int.Med.)	CC/PR	4	6	5		15		15
		Visa Trainees						9	9
		TOTAL	4	6	5		15	9	24
Université de Sherbrooke	Cardiology (Int.Med.)	CC/PR	4	5	1	1	11		11
		Visa Trainees						2	2
		TOTAL	4	5	1	1	11	2	13
Université de Montréal	Cardiology (Int.Med.)	CC/PR	7	5	8	3	23		23
		Visa Trainees						4	4
		TOTAL	7	5	8	3	23	4	27
	Cardiology (Ped.)	CC/PR							
		Visa Trainees						4	4
		TOTAL						4	4
McGill University	Cardiology (Int.Med.)	CC/PR	3	5	8	5	21	1	22
		Visa Trainees	2	1	2		5	11	16
		TOTAL	5	6	10	5	26	12	38
	Cardiology (Ped.)	CC/PR							
		Visa Trainees						1	1
		TOTAL						1	1
University of Ottawa	Cardiology (Int.Med.)	CC/PR	4	4	5	2	15	7	22
		Visa Trainees	1				1	5	6
		TOTAL	5	4	5	2	16	12	28
	Cardiology (Ped.)	CC/PR		1			1		1
		Visa Trainees							
		TOTAL		1			1		1
Queen's University	Cardiology (Int.Med.)	CC/PR	4	4	3		11		11
		Visa Trainees							
		TOTAL	4	4	3		11		11

Table 1
CARDIOLOGY
2021-22 Post-M.D. Trainees
(Canadian Citizens/Permanent Residents vs Visa Trainees)
Faculty of Medicine Providing Post-M.D. Training
By
Rank

Faculty of Medicine Providing Post-M.D. Training			Residents				Fellows	Total	
			PGY-4	PGY-5	PGY-6	PGY-7	Sub-Total		Fellow
University of Toronto	Cardiology (Int.Med.)	CC/PR	8	8	8		24	26	50
		Visa Trainees	2				2	39	41
		TOTAL	10	8	8		26	65	91
	Cardiology (Ped.)	CC/PR	1	2	1		4	5	9
		Visa Trainees			1		1	14	15
		TOTAL	1	2	2		5	19	24
McMaster University	Cardiology (Int.Med.)	CC/PR	3	2	2		7	15	22
		Visa Trainees	1	1	2		4	17	21
		TOTAL	4	3	4		11	32	43
University of Western Ontario	Cardiology (Int.Med.)	CC/PR	3	4	2		9	3	12
		Visa Trainees						7	7
		TOTAL	3	4	2		9	10	19
University of Manitoba	Cardiology (Int.Med.)	CC/PR	3	2	3		8		8
		Visa Trainees		1			1		1
		TOTAL	3	3	3		9		9
University of Saskatchewan	Cardiology (Int.Med.)	CC/PR	2	3	1		6		6
		Visa Trainees							
		TOTAL	2	3	1		6		6
University of Alberta	Cardiology (Int.Med.)	CC/PR	5	3	4		12		12
		Visa Trainees	1		1		2	5	7
		TOTAL	6	3	5		14	5	19
	Cardiology (Ped.)	CC/PR	2	1	2		5	2	7
		Visa Trainees			1		1	8	9
		TOTAL	2	1	3		6	10	16
University of Calgary	Cardiology (Int.Med.)	CC/PR	4	5	3		12	9	21
		Visa Trainees		1			1	2	3
		TOTAL	4	6	3		13	11	24
University of British Columbia	Cardiology (Int.Med.)	CC/PR	4	5	5	2	16		16
		Visa Trainees	1	1	1		3		3
		TOTAL	5	6	6	2	19		19
	Cardiology (Ped.)	CC/PR	1				1		1
		Visa Trainees						2	2
		TOTAL	1				1	2	3

Table 1
CARDIOLOGY
2021-22 Post-M.D. Trainees
(Canadian Citizens/Permanent Residents vs Visa Trainees)
Faculty of Medicine Providing Post-M.D. Training
By
Rank

Faculty of Medicine Providing Post-M.D. Training			Residents					Fellows	Total
			PGY-4	PGY-5	PGY-6	PGY-7	Sub-Total	Fellow	
Grand Total	Cardiology (Int.Med.)	CC/PR	61	64	62	13	200	61	261
		Visa Trainees	8	6	6		20	102	122
		TOTAL	69	70	68	13	220	163	383
	Cardiology (Ped.)	CC/PR	6	4	3		13	7	20
		Visa Trainees			2		2	29	31
		TOTAL	6	4	5		15	36	51
Total		75	74	73	13	235	199	434	

Table 2
CARDIOLOGY
2021-22 Post-M.D. Trainees
(Regular Ministry Funded vs All Other Funding)
Faculty of Medicine Providing Post-M.D. Training
By
Rank

Faculty of Medicine Providing Post-M.D. Training			Residents					Fellows	Total
			PGY-4	PGY-5	PGY-6	PGY-7	Sub-Total	Fellow	
Dalhousie University	Cardiology (Int.Med.)	Regular Ministry Funded	3	3	4		10		10
		Non-Ministry Funded		1			1	1	2
		TOTAL	3	4	4		11	1	12
	Cardiology (Ped.)	Regular Ministry Funded	2				2		2
		Non-Ministry Funded							
		TOTAL	2				2		2
Université Laval	Cardiology (Int.Med.)	Regular Ministry Funded	4	6	5		15		15
		Non-Ministry Funded						9	9
		TOTAL	4	6	5		15	9	24
Université de Sherbrooke	Cardiology (Int.Med.)	Regular Ministry Funded	4	5	1	1	11		11
		Non-Ministry Funded						2	2
		TOTAL	4	5	1	1	11	2	13
Université de Montréal	Cardiology (Int.Med.)	Regular Ministry Funded	7	5	8	3	23		23
		Non-Ministry Funded						4	4
		TOTAL	7	5	8	3	23	4	27
	Cardiology (Ped.)	Regular Ministry Funded						4	4
		Non-Ministry Funded						4	4
		TOTAL						4	4
McGill University	Cardiology (Int.Med.)	Regular Ministry Funded	3	5	6	5	19		19
		Non-Ministry Funded	2	1	4		7	12	19
		TOTAL	5	6	10	5	26	12	38
	Cardiology (Ped.)	Regular Ministry Funded						1	1
		Non-Ministry Funded						1	1
		TOTAL						1	1
University of Ottawa	Cardiology (Int.Med.)	Regular Ministry Funded	4	4	5	2	15		15
		Non-Ministry Funded	1				1	12	13
		TOTAL	5	4	5	2	16	12	28
	Cardiology (Ped.)	Regular Ministry Funded		1			1		1
		Non-Ministry Funded							
		TOTAL		1			1		1
Queen's University	Cardiology (Int.Med.)	Regular Ministry Funded	4	4	3		11		11
		Non-Ministry Funded							
		TOTAL	4	4	3		11		11
University of Toronto	Cardiology (Int.Med.)	Regular Ministry Funded	8	8	8		24		24
		Non-Ministry Funded	2				2	65	67
		TOTAL	10	8	8		26	65	91

Table 2
CARDIOLOGY
 2021-22 Post-M.D. Trainees
 (Regular Ministry Funded vs All Other Funding)
 Faculty of Medicine Providing Post-M.D. Training
 By
 Rank

Faculty of Medicine Providing Post-M.D. Training			Residents					Fellows	Total			
			PGY-4	PGY-5	PGY-6	PGY-7	Sub-Total	Fellow				
	Cardiology (Ped.)	Regular Ministry Funded	1	2			3		3			
		Non-Ministry Funded			2		2	19	21			
		TOTAL	1	2	2		5	19	24			
McMaster University	Cardiology (Int.Med.)	Regular Ministry Funded	3	2	2		7		7			
		Non-Ministry Funded	1	1	2		4	32	36			
		TOTAL	4	3	4		11	32	43			
University of Western Ontario	Cardiology (Int.Med.)	Regular Ministry Funded	3	4	2		9		9			
		Non-Ministry Funded						10	10			
		TOTAL	3	4	2		9	10	19			
University of Manitoba	Cardiology (Int.Med.)	Regular Ministry Funded	3	2	3		8		8			
		Non-Ministry Funded		1			1		1			
		TOTAL	3	3	3		9		9			
University of Saskatchewan	Cardiology (Int.Med.)	Regular Ministry Funded	2	3	1		6		6			
		Non-Ministry Funded										
		TOTAL	2	3	1		6		6			
University of Alberta	Cardiology (Int.Med.)	Regular Ministry Funded	5	3	4		12		12			
		Non-Ministry Funded	1		1		2	5	7			
		TOTAL	6	3	5		14	5	19			
	Cardiology (Ped.)	Regular Ministry Funded	2	1	2		5		5			
		Non-Ministry Funded			1		1	10	11			
		TOTAL	2	1	3		6	10	16			
University of Calgary	Cardiology (Int.Med.)	Regular Ministry Funded	4	5	3		12		12			
		Non-Ministry Funded		1			1	11	12			
		TOTAL	4	6	3		13	11	24			
University of British Columbia	Cardiology (Int.Med.)	Regular Ministry Funded	4	5	5	2	16		16			
		Non-Ministry Funded	1	1	1		3		3			
		TOTAL	5	6	6	2	19		19			
	Cardiology (Ped.)	Regular Ministry Funded	1				1		1			
		Non-Ministry Funded						2	2			
		TOTAL	1				1	2	3			
Grand Total	Cardiology (Int.Med.)	Regular Ministry Funded	61	64	60	13	198		198			
		Non-Ministry Funded	8	6	8		22	163	185			
		TOTAL	69	70	68	13	220	163	383			
	Cardiology (Ped.)	Regular Ministry Funded	6	4	2		12		12			
		Non-Ministry Funded			3		3	36	39			
		TOTAL	6	4	5		15	36	51			
Total						75	74	73	13	235	199	434

Table 1
CLINICAL IMMUNOLOGY AND ALLERGY
2021-22 Post-M.D. Trainees
(Canadian Citizens/Permanent Residents vs Visa Trainees)
Faculty of Medicine Providing Post-M.D. Training
By
Rank

Faculty of Medicine Providing Post-M.D. Training			Residents				Fellows	Total
			PGY-4	PGY-5	PGY-6	Sub-Total	Fellow	
Dalhousie University	Clinical Immunology and Allergy (Ped.)	CC/PR						
		Visa Trainees			1	1		1
		TOTAL			1	1		1
Université Laval	Clinical Immunology and Allergy (Int.Med.)	CC/PR	1	1		2		2
		Visa Trainees						
		TOTAL	1	1		2		2
Université de Montréal	Clinical Immunology and Allergy (Int.Med.)	CC/PR	2	1		3		3
		Visa Trainees						
		TOTAL	2	1		3		3
	Clinical Immunology and Allergy (Ped.)	CC/PR						
		Visa Trainees					2	2
		TOTAL					2	2
McGill University	Clinical Immunology and Allergy (Int.Med.)	CC/PR	3			3		3
		Visa Trainees	1	1		2	3	5
		TOTAL	4	1		5	3	8
	Clinical Immunology and Allergy (Ped.)	CC/PR		1		1		1
		Visa Trainees		1		1	2	3
		TOTAL		2		2	2	4
University of Toronto	Clinical Immunology and Allergy (Int.Med.)	CC/PR	2	3		5		5
		Visa Trainees						
		TOTAL	2	3		5		5
	Clinical Immunology and Allergy (Ped.)	CC/PR	2	1		3		3
		Visa Trainees					3	3
		TOTAL	2	1		3	3	6
McMaster University	Clinical Immunology and Allergy (Int.Med.)	CC/PR	1	2		3		3
		Visa Trainees						
		TOTAL	1	2		3		3
	Clinical Immunology and Allergy (Ped.)	CC/PR	1	2		3		3
		Visa Trainees	1			1		1
		TOTAL	2	2		4		4
University of Western Ontario	Clinical Immunology and Allergy (Int.Med.)	CC/PR	3	2		5	1	6
		Visa Trainees	1			1		1
		TOTAL	4	2		6	1	7

Table 1
CLINICAL IMMUNOLOGY AND ALLERGY
2021-22 Post-M.D. Trainees
(Canadian Citizens/Permanent Residents vs Visa Trainees)
Faculty of Medicine Providing Post-M.D. Training
By
Rank

Faculty of Medicine Providing Post-M.D. Training			Residents				Fellows	Total
			PGY-4	PGY-5	PGY-6	Sub-Total	Fellow	
University of Manitoba	Clinical Immunology and Allergy (Ped.)	CC/PR		1		1		1
		Visa Trainees						
		TOTAL		1		1		1
University of British Columbia	Clinical Immunology and Allergy (Int.Med.)	CC/PR	2	1		3		3
		Visa Trainees						
		TOTAL	2	1		3		3
	Clinical Immunology and Allergy (Ped.)	CC/PR		1		1		1
		Visa Trainees						
		TOTAL		1		1		1
Grand Total	Clinical Immunology and Allergy (Int.Med.)	CC/PR	14	10		24	1	25
		Visa Trainees	2	1		3	3	6
		TOTAL	16	11		27	4	31
	Clinical Immunology and Allergy (Ped.)	CC/PR	3	6		9		9
		Visa Trainees	1	1	1	3	7	10
		TOTAL	4	7	1	12	7	19
Total		20	18	1	39	11	50	

Table 2
CLINICAL IMMUNOLOGY AND ALLERGY
 2021-22 Post-M.D. Trainees
 (Regular Ministry Funded vs All Other Funding)
 Faculty of Medicine Providing Post-M.D. Training
 By
 Rank

Faculty of Medicine Providing Post-M.D. Training			Residents				Fellows	Total
			PGY-4	PGY-5	PGY-6	Sub-Total	Fellow	
Dalhousie University	Clinical Immunology and Allergy (Ped.)	Regular Ministry Funded						
		Non-Ministry Funded			1	1		1
		TOTAL			1	1		1
Université Laval	Clinical Immunology and Allergy (Int.Med.)	Regular Ministry Funded	1	1		2		2
		Non-Ministry Funded						
		TOTAL	1	1		2		2
Université de Montréal	Clinical Immunology and Allergy (Int.Med.)	Regular Ministry Funded	2	1		3		3
		Non-Ministry Funded						
		TOTAL	2	1		3		3
	Clinical Immunology and Allergy (Ped.)	Regular Ministry Funded						
		Non-Ministry Funded					2	2
		TOTAL					2	2
McGill University	Clinical Immunology and Allergy (Int.Med.)	Regular Ministry Funded	3			3		3
		Non-Ministry Funded	1	1		2	3	5
		TOTAL	4	1		5	3	8
	Clinical Immunology and Allergy (Ped.)	Regular Ministry Funded		1		1		1
		Non-Ministry Funded		1		1	2	3
		TOTAL		2		2	2	4
University of Toronto	Clinical Immunology and Allergy (Int.Med.)	Regular Ministry Funded	2	3		5		5
		Non-Ministry Funded						
		TOTAL	2	3		5		5
	Clinical Immunology and Allergy (Ped.)	Regular Ministry Funded	1	1		2		2
		Non-Ministry Funded	1			1	3	4
		TOTAL	2	1		3	3	6
McMaster University	Clinical Immunology and Allergy (Int.Med.)	Regular Ministry Funded	1	2		3		3
		Non-Ministry Funded						
		TOTAL	1	2		3		3
	Clinical Immunology and Allergy (Ped.)	Regular Ministry Funded	1	2		3		3
		Non-Ministry Funded	1			1		1
		TOTAL	2	2		4		4
University of Western Ontario	Clinical Immunology and Allergy (Int.Med.)	Regular Ministry Funded	3	2		5		5
		Non-Ministry Funded	1			1	1	2
		TOTAL	4	2		6	1	7
University of Manitoba	Clinical Immunology and Allergy (Ped.)	Regular Ministry Funded		1		1		1
		Non-Ministry Funded						
		TOTAL		1		1		1
University of British Columbia	Clinical Immunology and Allergy (Int.Med.)	Regular Ministry Funded	2	1		3		3
		Non-Ministry Funded						
		TOTAL	2	1		3		3

Table 2
CLINICAL IMMUNOLOGY AND ALLERGY
2021-22 Post-M.D. Trainees
(Regular Ministry Funded vs All Other Funding)
Faculty of Medicine Providing Post-M.D. Training
By
Rank

Faculty of Medicine Providing Post-M.D. Training			Residents				Fellows	Total
			PGY-4	PGY-5	PGY-6	Sub-Total	Fellow	
	Clinical Immunology and Allergy (Ped.)	Regular Ministry Funded		1		1		1
		Non-Ministry Funded						
		TOTAL		1		1		1
Grand Total	Clinical Immunology and Allergy (Int.Med.)	Regular Ministry Funded	14	10		24		24
		Non-Ministry Funded	2	1		3	4	7
		TOTAL	16	11		27	4	31
	Clinical Immunology and Allergy (Ped.)	Regular Ministry Funded	2	6		8		8
		Non-Ministry Funded	2	1	1	4	7	11
		TOTAL	4	7	1	12	7	19
Total		20	18	1	39	11	50	

Table 1
CLINICAL PHARMACOLOGY AND TOXICOLOGY
2021-22 Post-M.D. Trainees
(Canadian Citizens/Permanent Residents vs Visa Trainees)
Faculty of Medicine Providing Post-M.D. Training
By
Rank

Faculty of Medicine Providing Post-M.D. Training			Residents				Total
			PGY-4	PGY-5	PGY-6	Sub-Total	
University of Toronto	Clinical Pharmacology and Toxicology (Int.Med.)	CC/PR		1	3	4	4
		Visa Trainees					
		TOTAL		1	3	4	4
University of Western Ontario	Clinical Pharmacology and Toxicology (Int.Med.)	CC/PR	1	1		2	2
		Visa Trainees					
		TOTAL	1	1		2	2
University of Calgary	Clinical Pharmacology and Toxicology (Int.Med.)	CC/PR			1	1	1
		Visa Trainees					
		TOTAL			1	1	1
Grand Total	Clinical Pharmacology and Toxicology (Int.Med.)	CC/PR	1	2	4	7	7
		Visa Trainees					
		TOTAL	1	2	4	7	7
Total			1	2	4	7	7

Table 2
CLINICAL PHARMACOLOGY AND TOXICOLOGY
2021-22 Post-M.D. Trainees
(Regular Ministry Funded vs All Other Funding)
Faculty of Medicine Providing Post-M.D. Training
By
Rank

Faculty of Medicine Providing Post-M.D. Training			Residents			Total
			PGY-4	PGY-5	PGY-6	
University of Toronto	Clinical Pharmacology and Toxicology (Int.Med.)	Regular Ministry Funded			3	3
		Non-Ministry Funded		1		1
		TOTAL		1	3	4
University of Western Ontario	Clinical Pharmacology and Toxicology (Int.Med.)	Regular Ministry Funded	1	1		2
		Non-Ministry Funded				
		TOTAL	1	1		2
University of Calgary	Clinical Pharmacology and Toxicology (Int.Med.)	Regular Ministry Funded			1	1
		Non-Ministry Funded				
		TOTAL			1	1
Grand Total	Clinical Pharmacology and Toxicology (Int.Med.)	Regular Ministry Funded	1	1	4	6
		Non-Ministry Funded		1		1
		TOTAL	1	2	4	7
Total		1	2	4	7	

Table 1
CRITICAL CARE
 2021-22 Post-M.D. Trainees
 (Canadian Citizens/Permanent Residents vs Visa Trainees)
 Faculty of Medicine Providing Post-M.D. Training
 By
 Rank

Faculty of Medicine Providing Post-M.D. Training			Residents					Fellows	Total
			PGY-4	PGY-5	PGY-6	PGY-7	Sub-Total	Fellow	
Dalhousie University	Critical Care (Int.Med)	CC/PR	1	1	1		3		3
		Visa Trainees							
		TOTAL	1	1	1		3		3
	Critical Care (General Surgery)	CC/PR			1		1		1
		Visa Trainees							
		TOTAL			1		1		1
Université Laval	Critical Care (Int.Med)	CC/PR		2	3		5		5
		Visa Trainees							
		TOTAL		2	3		5		5
Université de Montréal	Critical Care (Anes.)	CC/PR			1	1	2		2
		Visa Trainees							
		TOTAL			1	1	2		2
	Critical Care (Int.Med)	CC/PR	1	1	2	3	7		7
		Visa Trainees							
		TOTAL	1	1	2	3	7		7
	Critical Care (Ped.)	CC/PR	1	1	2		4	1	5
		Visa Trainees						6	6
		TOTAL	1	1	2		4	7	11
McGill University	Critical Care (Anes.)	CC/PR			2		2		2
		Visa Trainees							
		TOTAL			2		2		2
	Critical Care (Int.Med)	CC/PR	3	1		1	5		5
		Visa Trainees	2		2	1	5	2	7
		TOTAL	5	1	2	2	10	2	12
	Critical Care (Ped.)	CC/PR	2				2		2
		Visa Trainees	1	4			5		5
		TOTAL	3	4			7		7
	Critical Care (General Surgery)	CC/PR							
		Visa Trainees				1	1		1
		TOTAL				1	1		1
University of Ottawa	Critical Care (Anes.)	CC/PR		1	1		2		2
		Visa Trainees							
		TOTAL		1	1		2		2
	Critical Care (Int.Med)	CC/PR	2				2		2
		Visa Trainees							
		TOTAL	2				2		2
	Critical Care (Ped.)	CC/PR	2	1		1	4	1	5
		Visa Trainees						1	1
		TOTAL	2	1		1	4	2	6

Table 1
CRITICAL CARE
 2021-22 Post-M.D. Trainees
 (Canadian Citizens/Permanent Residents vs Visa Trainees)
 Faculty of Medicine Providing Post-M.D. Training
 By
 Rank

Faculty of Medicine Providing Post-M.D. Training			Residents					Fellows	Total
			PGY-4	PGY-5	PGY-6	PGY-7	Sub-Total	Fellow	
	Critical Care (Cardiac Surg.)	CC/PR				1	1		1
		Visa Trainees							
		TOTAL				1	1		1
	Critical Care (General Surgery)	CC/PR				1	1		1
		Visa Trainees			1		1		1
		TOTAL			1	1	2		2
Queen's University	Critical Care (Emergency Med.)	CC/PR	1	1	2		4		4
		Visa Trainees							
		TOTAL	1	1	2		4		4
	Critical Care (Int.Med)	CC/PR	2			2	4		4
		Visa Trainees						4	4
		TOTAL	2			2	4	4	8
University of Toronto	Critical Care (Int.Med)	CC/PR	3	8	2	1	14	13	27
		Visa Trainees	1			1	2	41	43
		TOTAL	4	8	2	2	16	54	70
	Critical Care (Ped.)	CC/PR	1	1	2		4	5	9
		Visa Trainees						13	13
		TOTAL	1	1	2		4	18	22
McMaster University	Critical Care (Emergency Med.)	CC/PR			2		2		2
		Visa Trainees			1		1		1
		TOTAL			3		3		3
	Critical Care (Int.Med)	CC/PR	1	2	2	1	6	1	7
		Visa Trainees	1	2		1	4	2	6
		TOTAL	2	4	2	2	10	3	13
Critical Care (Ped.)	CC/PR	1				1		1	
	Visa Trainees	1				1	4	5	
	TOTAL	2				2	4	6	
University of Western Ontario	Critical Care (Emergency Med.)	CC/PR			1		1		1
		Visa Trainees							
		TOTAL			1		1		1
	Critical Care (Int.Med)	CC/PR	2	3		2	7	1	8
		Visa Trainees						11	11
		TOTAL	2	3		2	7	12	19
Critical Care (Ped.)	CC/PR		1			1		1	
	Visa Trainees								
	TOTAL		1			1		1	
Critical Care (General Surgery)	CC/PR			1		1		1	
	Visa Trainees								
	TOTAL			1		1		1	

Table 1
CRITICAL CARE
2021-22 Post-M.D. Trainees
(Canadian Citizens/Permanent Residents vs Visa Trainees)
Faculty of Medicine Providing Post-M.D. Training
By
Rank

Faculty of Medicine Providing Post-M.D. Training			Residents					Fellows	Total	
			PGY-4	PGY-5	PGY-6	PGY-7	Sub-Total	Fellow		
University of Manitoba	Critical Care (Anes.)	CC/PR				2	2		2	
		Visa Trainees								
		TOTAL				2	2		2	
	Critical Care (Int.Med)	CC/PR		1	1	1	3		3	
		Visa Trainees								
		TOTAL		1	1	1	3		3	
University of Alberta	Critical Care (Int.Med)	CC/PR		1	3	2	6		6	
		Visa Trainees						1	1	
		TOTAL		1	3	2	6	1	7	
	Critical Care (Ped.)	CC/PR	2	2	1		5		5	
		Visa Trainees								
		TOTAL	2	2	1		5		5	
	Critical Care (General Surgery)	CC/PR						1	1	
		Visa Trainees								
		TOTAL						1	1	
University of Calgary	Critical Care (Emergency Med.)	CC/PR				1	1		1	
		Visa Trainees								
		TOTAL				1	1		1	
	Critical Care (Int.Med)	CC/PR	1	3	2	2	8	1	9	
		Visa Trainees								
		TOTAL	1	3	2	2	8	1	9	
University of British Columbia	Critical Care (Anes.)	CC/PR			1	1	2		2	
		Visa Trainees								
		TOTAL			1	1	2		2	
	Critical Care (Emergency Med.)	CC/PR				1	1		1	
		Visa Trainees								
		TOTAL				1	1		1	
	Critical Care (Int.Med)	CC/PR		3	1		4		4	
		Visa Trainees						2	2	
		TOTAL		3	1		4	2	6	
	Critical Care (Ped.)	CC/PR		1	1		2		2	
		Visa Trainees						4	4	
		TOTAL		1	1		2	4	6	
	Grand Total	Critical Care (Anes.)	CC/PR		1	5	4	10		10
			Visa Trainees							
			TOTAL		1	5	4	10		10
Critical Care (Emergency Med.)		CC/PR	1	1	5	2	9		9	
		Visa Trainees			1		1		1	
		TOTAL	1	1	6	2	10		10	

Table 1
CRITICAL CARE
2021-22 Post-M.D. Trainees
(Canadian Citizens/Permanent Residents vs Visa Trainees)
Faculty of Medicine Providing Post-M.D. Training
By
Rank

Faculty of Medicine Providing Post-M.D. Training			Residents					Fellows	Total
			PGY-4	PGY-5	PGY-6	PGY-7	Sub-Total	Fellow	
	Critical Care (Int.Med)	CC/PR	16	26	17	15	74	16	90
		Visa Trainees	4	2	2	3	11	63	74
		TOTAL	20	28	19	18	85	79	164
	Critical Care (Ped.)	CC/PR	9	7	6	1	23	7	30
		Visa Trainees	2	4			6	28	34
		TOTAL	11	11	6	1	29	35	64
	Critical Care (Cardiac Surg.)	CC/PR				1	1		1
		Visa Trainees							
		TOTAL				1	1		1
	Critical Care (General Surgery)	CC/PR			2	1	3	1	4
		Visa Trainees			1	1	2		2
		TOTAL			3	2	5	1	6
Total		32	41	39	28	140	115	255	

Table 2
CRITICAL CARE
2021-22 Post-M.D. Trainees
(Regular Ministry Funded vs All Other Funding)
Faculty of Medicine Providing Post-M.D. Training
By Rank

Faculty of Medicine Providing Post-M.D. Training			Residents					Fellows	Total
			PGY-4	PGY-5	PGY-6	PGY-7	Sub-Total	Fellow	
Dalhousie University	Critical Care (Int.Med)	Regular Ministry Funded	1	1	1		3		3
		Non-Ministry Funded							
		TOTAL	1	1	1		3		3
	Critical Care (General Surgery)	Regular Ministry Funded				1	1		1
		Non-Ministry Funded							
		TOTAL			1		1		1
Université Laval	Critical Care (Int.Med)	Regular Ministry Funded		2	3		5		5
		Non-Ministry Funded							
		TOTAL		2	3		5		5
Université de Montréal	Critical Care (Anes.)	Regular Ministry Funded			1	1	2		2
		Non-Ministry Funded							
		TOTAL			1	1	2		2
	Critical Care (Int.Med)	Regular Ministry Funded	1	1	2	3	7		7
		Non-Ministry Funded							
		TOTAL	1	1	2	3	7		7
	Critical Care (Ped.)	Regular Ministry Funded	1	1	2		4		4
		Non-Ministry Funded						7	7
		TOTAL	1	1	2		4	7	11
McGill University	Critical Care (Anes.)	Regular Ministry Funded			2		2		2
		Non-Ministry Funded							
		TOTAL			2		2		2
	Critical Care (Int.Med)	Regular Ministry Funded	3	1			4		4
		Non-Ministry Funded	2		2	2	6	2	8
		TOTAL	5	1	2	2	10	2	12
	Critical Care (Ped.)	Regular Ministry Funded							
		Non-Ministry Funded	3	4			7		7
		TOTAL	3	4			7		7
	Critical Care (General Surgery)	Regular Ministry Funded							
		Non-Ministry Funded				1	1		1
		TOTAL				1	1		1
University of Ottawa	Critical Care (Anes.)	Regular Ministry Funded		1	1		2		2
		Non-Ministry Funded							
		TOTAL		1	1		2		2
	Critical Care (Int.Med)	Regular Ministry Funded	2				2		2
		Non-Ministry Funded							
		TOTAL	2				2		2
	Critical Care (Ped.)	Regular Ministry Funded	2	1		1	4		4
		Non-Ministry Funded						2	2
		TOTAL	2	1		1	4	2	6
	Critical Care (Cardiac Surg.)	Regular Ministry Funded					1		1
		Non-Ministry Funded							
		TOTAL					1		1
	Critical Care (General Surgery)	Regular Ministry Funded				1	1		1
		Non-Ministry Funded			1		1		1
		TOTAL			1	1	2		2

Table 2
CRITICAL CARE
 2021-22 Post-M.D. Trainees
 (Regular Ministry Funded vs All Other Funding)
 Faculty of Medicine Providing Post-M.D. Training
 By
 Rank

Faculty of Medicine Providing Post-M.D. Training			Residents					Fellows	Total
			PGY-4	PGY-5	PGY-6	PGY-7	Sub-Total	Fellow	
Queen's University	Critical Care (Emergency Med.)	Regular Ministry Funded	1	1	2		4		4
		Non-Ministry Funded							
		TOTAL	1	1	2		4		4
	Critical Care (Int.Med)	Regular Ministry Funded	2			2	4		4
		Non-Ministry Funded						4	4
		TOTAL	2			2	4	4	8
University of Toronto	Critical Care (Int.Med)	Regular Ministry Funded	3	7	2	1	13		13
		Non-Ministry Funded	1	1		1	3	54	57
		TOTAL	4	8	2	2	16	54	70
	Critical Care (Ped.)	Regular Ministry Funded	1	1	2		4		4
		Non-Ministry Funded						18	18
		TOTAL	1	1	2		4	18	22
McMaster University	Critical Care (Emergency Med.)	Regular Ministry Funded			1		1		1
		Non-Ministry Funded			2		2		2
		TOTAL			3		3		3
	Critical Care (Int.Med)	Regular Ministry Funded	1	2	2	1	6		6
		Non-Ministry Funded	1	2		1	4	3	7
		TOTAL	2	4	2	2	10	3	13
	Critical Care (Ped.)	Regular Ministry Funded	1				1		1
		Non-Ministry Funded	1				1	4	5
		TOTAL	2				2	4	6
University of Western Ontario	Critical Care (Emergency Med.)	Regular Ministry Funded			1		1		1
		Non-Ministry Funded							
		TOTAL			1		1		1
	Critical Care (Int.Med)	Regular Ministry Funded	2	3		2	7		7
		Non-Ministry Funded						12	12
		TOTAL	2	3		2	7	12	19
	Critical Care (Ped.)	Regular Ministry Funded		1			1		1
		Non-Ministry Funded							
		TOTAL		1			1		1
	Critical Care (General Surgery)	Regular Ministry Funded			1		1		1
Non-Ministry Funded									
TOTAL				1		1		1	
University of Manitoba	Critical Care (Anes.)	Regular Ministry Funded				2	2		2
		Non-Ministry Funded							
		TOTAL				2	2		2
	Critical Care (Int.Med)	Regular Ministry Funded		1	1		2		2
		Non-Ministry Funded				1	1		1
		TOTAL		1	1	1	3		3
University of Alberta	Critical Care (Int.Med)	Regular Ministry Funded		1	3	2	6		6
		Non-Ministry Funded						1	1
		TOTAL		1	3	2	6	1	7
	Critical Care (Ped.)	Regular Ministry Funded	2	2	1		5		5
		TOTAL	2	2	1		5		5

Table 2
CRITICAL CARE
2021-22 Post-M.D. Trainees
(Regular Ministry Funded vs All Other Funding)
Faculty of Medicine Providing Post-M.D. Training
By
Rank

Faculty of Medicine Providing Post-M.D. Training			Residents					Fellows	Total	
			PGY-4	PGY-5	PGY-6	PGY-7	Sub-Total	Fellow		
	Critical Care (General Surgery)	Regular Ministry Funded								
		Non-Ministry Funded						1	1	
		TOTAL						1	1	
University of Calgary	Critical Care (Emergency Med.)	Regular Ministry Funded				1	1		1	
		Non-Ministry Funded								
		TOTAL				1	1		1	
	Critical Care (Int.Med)	Regular Ministry Funded	1	3	2	2	8		8	
		Non-Ministry Funded						1	1	
		TOTAL	1	3	2	2	8	1	9	
University of British Columbia	Critical Care (Anes.)	Regular Ministry Funded			1	1	2		2	
		Non-Ministry Funded								
		TOTAL			1	1	2		2	
	Critical Care (Emergency Med.)	Regular Ministry Funded				1	1		1	
		Non-Ministry Funded								
		TOTAL				1	1		1	
	Critical Care (Int.Med)	Regular Ministry Funded		3	1		4		4	
		Non-Ministry Funded						2	2	
		TOTAL		3	1		4	2	6	
	Critical Care (Ped.)	Regular Ministry Funded		1	1		2		2	
		Non-Ministry Funded						4	4	
		TOTAL		1	1		2	4	6	
Grand Total	Critical Care (Anes.)	Regular Ministry Funded		1	5	4	10		10	
		Non-Ministry Funded								
		TOTAL		1	5	4	10		10	
	Critical Care (Emergency Med.)	Regular Ministry Funded	1	1	4	2	8		8	
		Non-Ministry Funded			2		2		2	
		TOTAL	1	1	6	2	10		10	
	Critical Care (Int.Med)	Regular Ministry Funded	16	25	17	13	71		71	
		Non-Ministry Funded	4	3	2	5	14	79	93	
		TOTAL	20	28	19	18	85	79	164	
	Critical Care (Ped.)	Regular Ministry Funded	7	7	6	1	21		21	
		Non-Ministry Funded	4	4			8	35	43	
		TOTAL	11	11	6	1	29	35	64	
	Critical Care (Cardiac Surg.)	Regular Ministry Funded				1	1		1	
		Non-Ministry Funded								
		TOTAL				1	1		1	
	Critical Care (General Surgery)	Regular Ministry Funded			2	1	3		3	
		Non-Ministry Funded			1	1	2	1	3	
		TOTAL			3	2	5	1	6	
	Total			32	41	39	28	140	115	255

Table 1
DEVELOPMENTAL PEDIATRICS
2021-22 Post-M.D. Trainees
(Canadian Citizens/Permanent Residents vs Visa Trainees)
Faculty of Medicine Providing Post-M.D. Training
By
Rank

Faculty of Medicine Providing Post-M.D. Training		Residents			Fellows	Total
		PGY-4	PGY-5	Sub-Total	Fellow	
Université de Montréal	CC/PR	1		1		1
	Visa Trainees					
	TOTAL	1		1		1
McGill University	CC/PR	1		1		1
	Visa Trainees					
	TOTAL	1		1		1
University of Toronto	CC/PR	1		1	1	2
	Visa Trainees		1	1	1	2
	TOTAL	1	1	2	2	4
McMaster University	CC/PR					
	Visa Trainees				4	4
	TOTAL				4	4
University of Manitoba	CC/PR		2	2		2
	Visa Trainees					
	TOTAL		2	2		2
University of Alberta	CC/PR	1	1	2		2
	Visa Trainees					
	TOTAL	1	1	2		2
University of Calgary	CC/PR		1	1		1
	Visa Trainees					
	TOTAL		1	1		1

Table 1
DEVELOPMENTAL PEDIATRICS
2021-22 Post-M.D. Trainees
(Canadian Citizens/Permanent Residents vs Visa Trainees)
Faculty of Medicine Providing Post-M.D. Training
By
Rank

Faculty of Medicine Providing Post-M.D. Training		Residents			Fellows	Total
		PGY-4	PGY-5	Sub-Total	Fellow	
University of British Columbia	CC/PR	1	2	3		3
	Visa Trainees				1	1
	TOTAL	1	2	3	1	4
Grand Total	CC/PR	5	6	11	1	12
	Visa Trainees		1	1	6	7
	TOTAL	5	7	12	7	19

Table 2
DEVELOPMENTAL PEDIATRICS
2021-22 Post-M.D. Trainees
(Regular Ministry Funded vs All Other Funding)
Faculty of Medicine Providing Post-M.D. Training
By
Rank

Faculty of Medicine Providing Post-M.D. Training		Residents			Fellows	Total
		PGY-4	PGY-5	Sub-Total	Fellow	
Université de Montréal	Regular Ministry Funded	1		1		1
	Non-Ministry Funded					
	TOTAL	1		1		1
McGill University	Regular Ministry Funded	1		1		1
	Non-Ministry Funded					
	TOTAL	1		1		1
University of Toronto	Regular Ministry Funded	1		1		1
	Non-Ministry Funded		1	1	2	3
	TOTAL	1	1	2	2	4
McMaster University	Regular Ministry Funded					
	Non-Ministry Funded				4	4
	TOTAL				4	4
University of Manitoba	Regular Ministry Funded		2	2		2
	Non-Ministry Funded					
	TOTAL		2	2		2
University of Alberta	Regular Ministry Funded	1	1	2		2
	Non-Ministry Funded					
	TOTAL	1	1	2		2
University of Calgary	Regular Ministry Funded		1	1		1
	Non-Ministry Funded					
	TOTAL		1	1		1
University of British Columbia	Regular Ministry Funded	1	2	3		3
	Non-Ministry Funded				1	1
	TOTAL	1	2	3	1	4
Grand Total	Regular Ministry Funded	5	6	11		11
	Non-Ministry Funded		1	1	7	8
	TOTAL	5	7	12	7	19

Table 1
ENDOCRINOLOGY AND METABOLISM
2021-22 Post-M.D. Trainees
(Canadian Citizens/Permanent Residents vs Visa Trainees)
Faculty of Medicine Providing Post-M.D. Training
By
Rank

Faculty of Medicine Providing Post-M.D. Training			Residents				Fellows	Total	
			PGY-4	PGY-5	PGY-6	Sub-Total	Fellow		
Dalhousie University	Endocrinology and Metabolism (Int.Med.)	CC/PR		2		2		2	
		Visa Trainees	1			1	1	2	
		TOTAL	1	2		3	1	4	
Université Laval	Endocrinology and Metabolism (Int.Med.)	CC/PR	3	1		4		4	
		Visa Trainees							
		TOTAL	3	1		4		4	
Université de Sherbrooke	Endocrinology and Metabolism (Int.Med.)	CC/PR	2	2		4		4	
		Visa Trainees							
		TOTAL	2	2		4		4	
Université de Montréal	Endocrinology and Metabolism (Int.Med.)	CC/PR	2	3	1	6	1	7	
		Visa Trainees					1	1	
		TOTAL	2	3	1	6	2	8	
	Endocrinology and Metabolism (Ped.)	CC/PR							
		Visa Trainees					1	1	
		TOTAL					1	1	
McGill University	Endocrinology and Metabolism (Int.Med.)	CC/PR	1	4		5		5	
		Visa Trainees	2	1		3	1	4	
		TOTAL	3	5		8	1	9	
	Endocrinology and Metabolism (Ped.)	CC/PR	1	1		2		2	
		Visa Trainees	2			2	1	3	
		TOTAL	3	1		4	1	5	
University of Ottawa	Endocrinology and Metabolism (Int.Med.)	CC/PR	1	2		3		3	
		Visa Trainees					2	2	
		TOTAL	1	2		3	2	5	
	Endocrinology and Metabolism (Ped.)	CC/PR	1	2		3	1	4	
		Visa Trainees					2	2	
		TOTAL	1	2		3	3	6	
Queen's University	Endocrinology and Metabolism (Int.Med.)	CC/PR		1		1		1	
		Visa Trainees							
		TOTAL		1		1		1	
University of Toronto	Endocrinology and Metabolism (Int.Med.)	CC/PR	4	7		11	3	14	
		Visa Trainees					4	4	
		TOTAL	4	7		11	7	18	

Table 1
ENDOCRINOLOGY AND METABOLISM
2021-22 Post-M.D. Trainees
(Canadian Citizens/Permanent Residents vs Visa Trainees)
Faculty of Medicine Providing Post-M.D. Training
By
Rank

Faculty of Medicine Providing Post-M.D. Training			Residents				Fellows	Total
			PGY-4	PGY-5	PGY-6	Sub-Total	Fellow	
	Endocrinology and Metabolism (Ped.)	CC/PR	1	3		4		4
		Visa Trainees					2	2
		TOTAL	1	3		4	2	6
McMaster University	Endocrinology and Metabolism (Int.Med.)	CC/PR	2	3		5		5
		Visa Trainees					3	3
		TOTAL	2	3		5	3	8
	Endocrinology and Metabolism (Ped.)	CC/PR	1			1		1
		Visa Trainees					3	3
		TOTAL	1			1	3	4
University of Western Ontario	Endocrinology and Metabolism (Int.Med.)	CC/PR	3	3		6		6
		Visa Trainees					2	2
		TOTAL	3	3		6	2	8
University of Manitoba	Endocrinology and Metabolism (Int.Med.)	CC/PR	1	1		2		2
		Visa Trainees						
		TOTAL	1	1		2		2
University of Alberta	Endocrinology and Metabolism (Int.Med.)	CC/PR	2	2		4	1	5
		Visa Trainees						
		TOTAL	2	2		4	1	5
	Endocrinology and Metabolism (Ped.)	CC/PR		1	1	2		2
		Visa Trainees						
		TOTAL		1	1	2		2
University of Calgary	Endocrinology and Metabolism (Int.Med.)	CC/PR	2	4		6		6
		Visa Trainees						
		TOTAL	2	4		6		6
	Endocrinology and Metabolism (Ped.)	CC/PR	1	1		2		2
		Visa Trainees						
		TOTAL	1	1		2		2
University of British Columbia	Endocrinology and Metabolism (Int.Med.)	CC/PR	2	2		4		4
		Visa Trainees		1		1		1
		TOTAL	2	3		5		5
	Endocrinology and Metabolism (Ped.)	CC/PR	1	1		2		2
		Visa Trainees					2	2
		TOTAL	1	1		2	2	4

Table 1
ENDOCRINOLOGY AND METABOLISM
2021-22 Post-M.D. Trainees
(Canadian Citizens/Permanent Residents vs Visa Trainees)
Faculty of Medicine Providing Post-M.D. Training
By
Rank

Faculty of Medicine Providing Post-M.D. Training			Residents				Fellows	Total
			PGY-4	PGY-5	PGY-6	Sub-Total	Fellow	
Grand Total	Endocrinology and Metabolism (Int.Med.)	CC/PR	25	37	1	63	5	68
		Visa Trainees	3	2		5	14	19
		TOTAL	28	39	1	68	19	87
	Endocrinology and Metabolism (Ped.)	CC/PR	6	9	1	16	1	17
		Visa Trainees	2			2	11	13
		TOTAL	8	9	1	18	12	30
Total		36	48	2	86	31	117	

Table 2
ENDOCRINOLOGY AND METABOLISM
 2021-22 Post-M.D. Trainees
 (Regular Ministry Funded vs All Other Funding)
 Faculty of Medicine Providing Post-M.D. Training
 By
 Rank

Faculty of Medicine Providing Post-M.D. Training			Residents				Fellows	Total
			PGY-4	PGY-5	PGY-6	Sub-Total	Fellow	
Dalhousie University	Endocrinology and Metabolism (Int.Med.)	Regular Ministry Funded		2		2		2
		Non-Ministry Funded	1			1	1	2
		TOTAL	1	2		3	1	4
Université Laval	Endocrinology and Metabolism (Int.Med.)	Regular Ministry Funded	3	1		4		4
		Non-Ministry Funded						
		TOTAL	3	1		4		4
Université de Sherbrooke	Endocrinology and Metabolism (Int.Med.)	Regular Ministry Funded	2	2		4		4
		Non-Ministry Funded						
		TOTAL	2	2		4		4
Université de Montréal	Endocrinology and Metabolism (Int.Med.)	Regular Ministry Funded	2	3	1	6		6
		Non-Ministry Funded					2	2
		TOTAL	2	3	1	6	2	8
	Endocrinology and Metabolism (Ped.)	Regular Ministry Funded						
		Non-Ministry Funded					1	1
		TOTAL					1	1
McGill University	Endocrinology and Metabolism (Int.Med.)	Regular Ministry Funded	1	3		4		4
		Non-Ministry Funded	2	2		4	1	5
		TOTAL	3	5		8	1	9
	Endocrinology and Metabolism (Ped.)	Regular Ministry Funded	1			1		1
		Non-Ministry Funded	2	1		3	1	4
		TOTAL	3	1		4	1	5
University of Ottawa	Endocrinology and Metabolism (Int.Med.)	Regular Ministry Funded	1	2		3		3
		Non-Ministry Funded					2	2
		TOTAL	1	2		3	2	5
	Endocrinology and Metabolism (Ped.)	Regular Ministry Funded	1	2		3		3
		Non-Ministry Funded					3	3
		TOTAL	1	2		3	3	6
Queen's University	Endocrinology and Metabolism (Int.Med.)	Regular Ministry Funded		1		1		1
		Non-Ministry Funded						
		TOTAL		1		1		1
University of Toronto	Endocrinology and Metabolism (Int.Med.)	Regular Ministry Funded	4	5		9		9
		Non-Ministry Funded		2		2	7	9
		TOTAL	4	7		11	7	18
	Endocrinology and Metabolism (Ped.)	Regular Ministry Funded	1	2		3		3
		Non-Ministry Funded		1		1	2	3
		TOTAL	1	3		4	2	6

Table 2
ENDOCRINOLOGY AND METABOLISM
 2021-22 Post-M.D. Trainees
 (Regular Ministry Funded vs All Other Funding)
 Faculty of Medicine Providing Post-M.D. Training
 By
 Rank

Faculty of Medicine Providing Post-M.D. Training			Residents				Fellows	Total	
			PGY-4	PGY-5	PGY-6	Sub-Total	Fellow		
McMaster University	Endocrinology and Metabolism (Int.Med.)	Regular Ministry Funded	2	3		5		5	
		Non-Ministry Funded					3	3	
		TOTAL	2	3		5	3	8	
	Endocrinology and Metabolism (Ped.)	Regular Ministry Funded	1			1		1	
		Non-Ministry Funded					3	3	
		TOTAL	1			1	3	4	
University of Western Ontario	Endocrinology and Metabolism (Int.Med.)	Regular Ministry Funded	3	3		6		6	
		Non-Ministry Funded					2	2	
		TOTAL	3	3		6	2	8	
University of Manitoba	Endocrinology and Metabolism (Int.Med.)	Regular Ministry Funded	1	1		2		2	
		Non-Ministry Funded							
		TOTAL	1	1		2		2	
University of Alberta	Endocrinology and Metabolism (Int.Med.)	Regular Ministry Funded	2	2		4		4	
		Non-Ministry Funded					1	1	
		TOTAL	2	2		4	1	5	
	Endocrinology and Metabolism (Ped.)	Regular Ministry Funded		1	1	2		2	
		Non-Ministry Funded							
		TOTAL		1	1	2		2	
University of Calgary	Endocrinology and Metabolism (Int.Med.)	Regular Ministry Funded	2	4		6		6	
		Non-Ministry Funded							
		TOTAL	2	4		6		6	
	Endocrinology and Metabolism (Ped.)	Regular Ministry Funded	1	1		2		2	
		Non-Ministry Funded							
		TOTAL	1	1		2		2	
University of British Columbia	Endocrinology and Metabolism (Int.Med.)	Regular Ministry Funded	2	2		4		4	
		Non-Ministry Funded		1		1		1	
		TOTAL	2	3		5		5	
	Endocrinology and Metabolism (Ped.)	Regular Ministry Funded	1	1		2		2	
		Non-Ministry Funded					2	2	
		TOTAL	1	1		2	2	4	
Grand Total	Endocrinology and Metabolism (Int.Med.)	Regular Ministry Funded	25	34	1	60		60	
		Non-Ministry Funded	3	5		8	19	27	
		TOTAL	28	39	1	68	19	87	
	Endocrinology and Metabolism (Ped.)	Regular Ministry Funded	6	7	1	14		14	
		Non-Ministry Funded	2	2		4	12	16	
		TOTAL	8	9	1	18	12	30	
Total				36	48	2	86	31	117

Table 1
GASTROENTEROLOGY
2021-22 Post-M.D. Trainees
(Canadian Citizens/Permanent Residents vs Visa Trainees)
Faculty of Medicine Providing Post-M.D. Training
By
Rank

Faculty of Medicine Providing Post-M.D. Training			Residents			Fellows	Total
			PGY-4	PGY-5	Sub-Total	Fellow	
Dalhousie University	Gastroenterology (Int.Med.)	CC/PR	2	2	4		4
		Visa Trainees					
		TOTAL	2	2	4		4
Université Laval	Gastroenterology (Int.Med.)	CC/PR	2	1	3		3
		Visa Trainees					
		TOTAL	2	1	3		3
Université de Sherbrooke	Gastroenterology (Int.Med.)	CC/PR	2	2	4		4
		Visa Trainees					
		TOTAL	2	2	4		4
Université de Montréal	Gastroenterology (Int.Med.)	CC/PR	2	4	6		6
		Visa Trainees					
		TOTAL	2	4	6		6
	Gastroenterology (Ped.)	CC/PR	1	1	2		2
		Visa Trainees				2	2
		TOTAL	1	1	2	2	4
McGill University	Gastroenterology (Int.Med.)	CC/PR	2	1	3		3
		Visa Trainees	2	2	4	4	8
		TOTAL	4	3	7	4	11
	Gastroenterology (Ped.)	CC/PR					
		Visa Trainees		1	1		1
		TOTAL		1	1		1
University of Ottawa	Gastroenterology (Int.Med.)	CC/PR	2	2	4	1	5
		Visa Trainees	1	1	2	1	3
		TOTAL	3	3	6	2	8
Queen's University	Gastroenterology (Int.Med.)	CC/PR	2	2	4	1	5
		Visa Trainees				1	1
		TOTAL	2	2	4	2	6
University of Toronto	Gastroenterology (Int.Med.)	CC/PR	6	7	13	14	27
		Visa Trainees	1		1	26	27
		TOTAL	7	7	14	40	54

Table 1
GASTROENTEROLOGY
2021-22 Post-M.D. Trainees
(Canadian Citizens/Permanent Residents vs Visa Trainees)
Faculty of Medicine Providing Post-M.D. Training
By
Rank

Faculty of Medicine Providing Post-M.D. Training			Residents			Fellows	Total
			PGY-4	PGY-5	Sub-Total	Fellow	
	Gastroenterology (Ped.)	CC/PR				3	3
		Visa Trainees				12	12
		TOTAL				15	15
McMaster University	Gastroenterology (Int.Med.)	CC/PR	3	2	5	3	8
		Visa Trainees		1	1	8	9
		TOTAL	3	3	6	11	17
	Gastroenterology (Ped.)	CC/PR	1		1		1
		Visa Trainees				1	1
		TOTAL	1		1	1	2
University of Western Ontario	Gastroenterology (Int.Med.)	CC/PR	3	3	6	2	8
		Visa Trainees	2	2	4	3	7
		TOTAL	5	5	10	5	15
University of Manitoba	Gastroenterology (Int.Med.)	CC/PR	3	3	6		6
		Visa Trainees					
		TOTAL	3	3	6		6
University of Alberta	Gastroenterology (Int.Med.)	CC/PR	3	5	8	4	12
		Visa Trainees				3	3
		TOTAL	3	5	8	7	15
	Gastroenterology (Ped.)	CC/PR	2	1	3		3
		Visa Trainees					
		TOTAL	2	1	3		3
University of Calgary	Gastroenterology (Int.Med.)	CC/PR	2	2	4	6	10
		Visa Trainees				1	1
		TOTAL	2	2	4	7	11
	Gastroenterology (Ped.)	CC/PR		3	3	1	4
		Visa Trainees					
		TOTAL		3	3	1	4
University of British Columbia	Gastroenterology (Int.Med.)	CC/PR	4	3	7	2	9
		Visa Trainees	1		1		1
		TOTAL	5	3	8	2	10

Table 1
GASTROENTEROLOGY
2021-22 Post-M.D. Trainees
(Canadian Citizens/Permanent Residents vs Visa Trainees)
Faculty of Medicine Providing Post-M.D. Training
By
Rank

Faculty of Medicine Providing Post-M.D. Training			Residents			Fellows	Total
			PGY-4	PGY-5	Sub-Total	Fellow	
	Gastroenterology (Ped.)	CC/PR	1		1		1
		Visa Trainees				3	3
		TOTAL	1		1	3	4
Grand Total	Gastroenterology (Int.Med.)	CC/PR	38	39	77	33	110
		Visa Trainees	7	6	13	47	60
		TOTAL	45	45	90	80	170
	Gastroenterology (Ped.)	CC/PR	5	5	10	4	14
		Visa Trainees		1	1	18	19
		TOTAL	5	6	11	22	33
Total		50	51	101	102	203	

Table 2
GASTROENTEROLOGY
2021-22 Post-M.D. Trainees
(Regular Ministry Funded vs All Other Funding)
Faculty of Medicine Providing Post-M.D. Training
By
Rank

Faculty of Medicine Providing Post-M.D. Training			Residents			Fellows	Total
			PGY-4	PGY-5	Sub-Total	Fellow	
Dalhousie University	Gastroenterology (Int.Med.)	Regular Ministry Funded	2	2	4		4
		Non-Ministry Funded					
		TOTAL	2	2	4		4
Université Laval	Gastroenterology (Int.Med.)	Regular Ministry Funded	2	1	3		3
		Non-Ministry Funded					
		TOTAL	2	1	3		3
Université de Sherbrooke	Gastroenterology (Int.Med.)	Regular Ministry Funded	2	2	4		4
		Non-Ministry Funded					
		TOTAL	2	2	4		4
Université de Montréal	Gastroenterology (Int.Med.)	Regular Ministry Funded	2	4	6		6
		Non-Ministry Funded					
		TOTAL	2	4	6		6
	Gastroenterology (Ped.)	Regular Ministry Funded	1	1	2		2
		Non-Ministry Funded				2	2
		TOTAL	1	1	2	2	4
McGill University	Gastroenterology (Int.Med.)	Regular Ministry Funded	1	1	2		2
		Non-Ministry Funded	3	2	5	4	9
		TOTAL	4	3	7	4	11
	Gastroenterology (Ped.)	Regular Ministry Funded					
		Non-Ministry Funded		1	1		1
		TOTAL		1	1		1
University of Ottawa	Gastroenterology (Int.Med.)	Regular Ministry Funded	2	2	4		4
		Non-Ministry Funded	1	1	2	2	4
		TOTAL	3	3	6	2	8
Queen's University	Gastroenterology (Int.Med.)	Regular Ministry Funded	2	2	4		4
		Non-Ministry Funded				2	2
		TOTAL	2	2	4	2	6
University of Toronto	Gastroenterology (Int.Med.)	Regular Ministry Funded	5	6	11		11
		Non-Ministry Funded	2	1	3	40	43
		TOTAL	7	7	14	40	54
	Gastroenterology (Ped.)	Regular Ministry Funded					
		Non-Ministry Funded				15	15
		TOTAL				15	15
McMaster University	Gastroenterology (Int.Med.)	Regular Ministry Funded	3	2	5		5
		Non-Ministry Funded		1	1	11	12
		TOTAL	3	3	6	11	17

Table 2
GASTROENTEROLOGY
2021-22 Post-M.D. Trainees
(Regular Ministry Funded vs All Other Funding)
Faculty of Medicine Providing Post-M.D. Training
By
Rank

Faculty of Medicine Providing Post-M.D. Training			Residents			Fellows	Total	
			PGY-4	PGY-5	Sub-Total	Fellow		
	Gastroenterology (Ped.)	Regular Ministry Funded	1		1		1	
		Non-Ministry Funded				1	1	
		TOTAL	1		1	1	2	
University of Western Ontario	Gastroenterology (Int.Med.)	Regular Ministry Funded	3	3	6		6	
		Non-Ministry Funded	2	2	4	5	9	
		TOTAL	5	5	10	5	15	
University of Manitoba	Gastroenterology (Int.Med.)	Regular Ministry Funded	3	3	6		6	
		Non-Ministry Funded						
		TOTAL	3	3	6		6	
University of Alberta	Gastroenterology (Int.Med.)	Regular Ministry Funded	3	5	8		8	
		Non-Ministry Funded				7	7	
		TOTAL	3	5	8	7	15	
	Gastroenterology (Ped.)	Regular Ministry Funded	2	1	3		3	
		Non-Ministry Funded						
		TOTAL	2	1	3		3	
University of Calgary	Gastroenterology (Int.Med.)	Regular Ministry Funded	2	2	4		4	
		Non-Ministry Funded				7	7	
		TOTAL	2	2	4	7	11	
	Gastroenterology (Ped.)	Regular Ministry Funded		3	3		3	
		Non-Ministry Funded				1	1	
		TOTAL		3	3	1	4	
University of British Columbia	Gastroenterology (Int.Med.)	Regular Ministry Funded	3	3	6		6	
		Non-Ministry Funded	2		2	2	4	
		TOTAL	5	3	8	2	10	
	Gastroenterology (Ped.)	Regular Ministry Funded	1		1		1	
		Non-Ministry Funded				3	3	
		TOTAL	1		1	3	4	
Grand Total	Gastroenterology (Int.Med.)	Regular Ministry Funded	35	38	73		73	
		Non-Ministry Funded	10	7	17	80	97	
		TOTAL	45	45	90	80	170	
	Gastroenterology (Ped.)	Regular Ministry Funded	5	5	10		10	
		Non-Ministry Funded		1	1	22	23	
		TOTAL	5	6	11	22	33	
Total				50	51	101	102	203

Table 1
GENERAL INTERNAL MEDICINE
2021-22 Post-M.D. Trainees
(Canadian Citizens/Permanent Residents vs Visa Trainees)
Faculty of Medicine Providing Post-M.D. Training
By
Rank

Faculty of Medicine Providing Post-M.D. Training		Residents			Fellows	Total	
		PGY-4	PGY-5	PGY-7	Sub-Total	Fellow	
Memorial University	CC/PR	2			2	1	3
	Visa Trainees						
	TOTAL	2			2	1	3
Dalhousie University	CC/PR	5	3		8		8
	Visa Trainees						
	TOTAL	5	3		8		8
Université Laval	CC/PR	11	12		23		23
	Visa Trainees						
	TOTAL	11	12		23		23
Université de Sherbrooke	CC/PR	11	7	1	19		19
	Visa Trainees						
	TOTAL	11	7	1	19		19
Université de Montréal	CC/PR	14	16		30		30
	Visa Trainees						
	TOTAL	14	16		30		30
McGill University	CC/PR	10	13		23		23
	Visa Trainees					1	1
	TOTAL	10	13		23	1	24
University of Ottawa	CC/PR	3	4		7		7
	Visa Trainees						
	TOTAL	3	4		7		7
Queen's University	CC/PR	4	7		11		11
	Visa Trainees						
	TOTAL	4	7		11		11
University of Toronto	CC/PR	3	11		14	22	36
	Visa Trainees					1	1
	TOTAL	3	11		14	23	37

Table 1
GENERAL INTERNAL MEDICINE
2021-22 Post-M.D. Trainees
(Canadian Citizens/Permanent Residents vs Visa Trainees)
Faculty of Medicine Providing Post-M.D. Training
By
Rank

Faculty of Medicine Providing Post-M.D. Training		Residents				Fellows	Total
		PGY-4	PGY-5	PGY-7	Sub-Total	Fellow	
McMaster University	CC/PR	4	5		9	1	10
	Visa Trainees					3	3
	TOTAL	4	5		9	4	13
University of Western Ontario	CC/PR	5	6		11		11
	Visa Trainees						
	TOTAL	5	6		11		11
University of Manitoba	CC/PR	3	1		4		4
	Visa Trainees						
	TOTAL	3	1		4		4
University of Saskatchewan	CC/PR	4	4		8		8
	Visa Trainees						
	TOTAL	4	4		8		8
University of Alberta	CC/PR	6	4		10		10
	Visa Trainees						
	TOTAL	6	4		10		10
University of Calgary	CC/PR	8	5		13		13
	Visa Trainees						
	TOTAL	8	5		13		13
University of British Columbia	CC/PR	8	13		21	3	24
	Visa Trainees						
	TOTAL	8	13		21	3	24
Grand Total	CC/PR	101	111	1	213	27	240
	Visa Trainees					5	5
	TOTAL	101	111	1	213	32	245

Table 2
GENERAL INTERNAL MEDICINE
2021-22 Post-M.D. Trainees
(Regular Ministry Funded vs All Other Funding)
Faculty of Medicine Providing Post-M.D. Training
By
Rank

Faculty of Medicine Providing Post-M.D. Training		Residents				Fellows	Total
		PGY-4	PGY-5	PGY-7	Sub-Total	Fellow	
Memorial University	Regular Ministry Funded	2			2	1	3
	Non-Ministry Funded						
	TOTAL	2			2	1	3
Dalhousie University	Regular Ministry Funded	4	3		7		7
	Non-Ministry Funded	1			1		1
	TOTAL	5	3		8		8
Université Laval	Regular Ministry Funded	11	12		23		23
	Non-Ministry Funded						
	TOTAL	11	12		23		23
Université de Sherbrooke	Regular Ministry Funded	11	7	1	19		19
	Non-Ministry Funded						
	TOTAL	11	7	1	19		19
Université de Montréal	Regular Ministry Funded	14	16		30		30
	Non-Ministry Funded						
	TOTAL	14	16		30		30
McGill University	Regular Ministry Funded	10	13		23		23
	Non-Ministry Funded					1	1
	TOTAL	10	13		23	1	24
University of Ottawa	Regular Ministry Funded	3	4		7		7
	Non-Ministry Funded						
	TOTAL	3	4		7		7
Queen's University	Regular Ministry Funded	4	7		11		11
	Non-Ministry Funded						
	TOTAL	4	7		11		11
University of Toronto	Regular Ministry Funded	3	11		14		14
	Non-Ministry Funded					23	23
	TOTAL	3	11		14	23	37

Table 2
GENERAL INTERNAL MEDICINE
2021-22 Post-M.D. Trainees
(Regular Ministry Funded vs All Other Funding)
Faculty of Medicine Providing Post-M.D. Training
By
Rank

Faculty of Medicine Providing Post-M.D. Training		Residents				Fellows	Total
		PGY-4	PGY-5	PGY-7	Sub-Total	Fellow	
McMaster University	Regular Ministry Funded	4	5		9		9
	Non-Ministry Funded					4	4
	TOTAL	4	5		9	4	13
University of Western Ontario	Regular Ministry Funded	5	6		11		11
	Non-Ministry Funded						
	TOTAL	5	6		11		11
University of Manitoba	Regular Ministry Funded	3	1		4		4
	Non-Ministry Funded						
	TOTAL	3	1		4		4
University of Saskatchewan	Regular Ministry Funded	4	4		8		8
	Non-Ministry Funded						
	TOTAL	4	4		8		8
University of Alberta	Regular Ministry Funded	6	4		10		10
	Non-Ministry Funded						
	TOTAL	6	4		10		10
University of Calgary	Regular Ministry Funded	8	5		13		13
	Non-Ministry Funded						
	TOTAL	8	5		13		13
University of British Columbia	Regular Ministry Funded	8	13		21		21
	Non-Ministry Funded					3	3
	TOTAL	8	13		21	3	24
Grand Total	Regular Ministry Funded	100	111	1	212	1	213
	Non-Ministry Funded	1			1	31	32
	TOTAL	101	111	1	213	32	245

Table 1
GERIATRIC MEDICINE
2021-22 Post-M.D. Trainees
(Canadian Citizens/Permanent Residents vs Visa Trainees)
Faculty of Medicine Providing Post-M.D. Training
By
Rank

Faculty of Medicine Providing Post-M.D. Training		Residents				Fellows	Total
		PGY-4	PGY-5	PGY-6	Sub-Total	Fellow	
Dalhousie University	CC/PR	2	3		5		5
	Visa Trainees						
	TOTAL	2	3		5		5
Université Laval	CC/PR	4	4		8		8
	Visa Trainees						
	TOTAL	4	4		8		8
Université de Sherbrooke	CC/PR	3	3		6		6
	Visa Trainees						
	TOTAL	3	3		6		6
Université de Montréal	CC/PR	2	1		3		3
	Visa Trainees						
	TOTAL	2	1		3		3
McGill University	CC/PR	4	3	2	9		9
	Visa Trainees					1	1
	TOTAL	4	3	2	9	1	10
University of Ottawa	CC/PR		3		3		3
	Visa Trainees					2	2
	TOTAL		3		3	2	5
University of Toronto	CC/PR	6	9		15	1	16
	Visa Trainees					1	1
	TOTAL	6	9		15	2	17
McMaster University	CC/PR	3	3		6	1	7
	Visa Trainees						
	TOTAL	3	3		6	1	7

Table 1
GERIATRIC MEDICINE
2021-22 Post-M.D. Trainees
(Canadian Citizens/Permanent Residents vs Visa Trainees)
Faculty of Medicine Providing Post-M.D. Training
By
Rank

Faculty of Medicine Providing Post-M.D. Training		Residents				Fellows	Total
		PGY-4	PGY-5	PGY-6	Sub-Total	Fellow	
University of Western Ontario	CC/PR	1	2		3		3
	Visa Trainees						
	TOTAL	1	2		3		3
University of Manitoba	CC/PR		1		1		1
	Visa Trainees						
	TOTAL		1		1		1
University of Alberta	CC/PR		3		3		3
	Visa Trainees		1		1		1
	TOTAL		4		4		4
University of Calgary	CC/PR	1	3		4		4
	Visa Trainees						
	TOTAL	1	3		4		4
University of British Columbia	CC/PR	4	4		8		8
	Visa Trainees						
	TOTAL	4	4		8		8
Grand Total	CC/PR	30	42	2	74	2	76
	Visa Trainees		1		1	4	5
	TOTAL	30	43	2	75	6	81

Table 2
GERIATRIC MEDICINE
2021-22 Post-M.D. Trainees
(Regular Ministry Funded vs All Other Funding)
Faculty of Medicine Providing Post-M.D. Training
By
Rank

Faculty of Medicine Providing Post-M.D. Training		Residents				Fellows	Total
		PGY-4	PGY-5	PGY-6	Sub-Total	Fellow	
Dalhousie University	Regular Ministry Funded	2	3		5		5
	Non-Ministry Funded						
	TOTAL	2	3		5		5
Université Laval	Regular Ministry Funded	4	4		8		8
	Non-Ministry Funded						
	TOTAL	4	4		8		8
Université de Sherbrooke	Regular Ministry Funded	3	3		6		6
	Non-Ministry Funded						
	TOTAL	3	3		6		6
Université de Montréal	Regular Ministry Funded	2	1		3		3
	Non-Ministry Funded						
	TOTAL	2	1		3		3
McGill University	Regular Ministry Funded	3	3	2	8		8
	Non-Ministry Funded	1			1	1	2
	TOTAL	4	3	2	9	1	10
University of Ottawa	Regular Ministry Funded		3		3		3
	Non-Ministry Funded					2	2
	TOTAL		3		3	2	5
University of Toronto	Regular Ministry Funded	6	6		12		12
	Non-Ministry Funded		3		3	2	5
	TOTAL	6	9		15	2	17
McMaster University	Regular Ministry Funded	3	3		6		6
	Non-Ministry Funded					1	1
	TOTAL	3	3		6	1	7
University of Western Ontario	Regular Ministry Funded	1	2		3		3
	Non-Ministry Funded						
	TOTAL	1	2		3		3
University of Manitoba	Regular Ministry Funded		1		1		1
	Non-Ministry Funded						
	TOTAL		1		1		1

Table 2
GERIATRIC MEDICINE
2021-22 Post-M.D. Trainees
(Regular Ministry Funded vs All Other Funding)
Faculty of Medicine Providing Post-M.D. Training
By
Rank

Faculty of Medicine Providing Post-M.D. Training		Residents			Fellows	Total	
		PGY-4	PGY-5	PGY-6	Sub-Total		Fellow
University of Alberta	Regular Ministry Funded		3		3		3
	Non-Ministry Funded		1		1		1
	TOTAL		4		4		4
University of Calgary	Regular Ministry Funded	1	3		4		4
	Non-Ministry Funded						
	TOTAL	1	3		4		4
University of British Columbia	Regular Ministry Funded	4	4		8		8
	Non-Ministry Funded						
	TOTAL	4	4		8		8
Grand Total	Regular Ministry Funded	29	39	2	70		70
	Non-Ministry Funded	1	4		5	6	11
	TOTAL	30	43	2	75	6	81

Table 1
PEDIATRIC EMERGENCY MEDICINE
2021-22 Post-M.D. Trainees
(Canadian Citizens/Permanent Residents vs Visa Trainees)
Faculty of Medicine Providing Post-M.D. Training
By
Rank

Faculty of Medicine Providing Post-M.D. Training			Residents				Fellows	Total
			PGY-4	PGY-5	PGY-6	Sub-Total	Fellow	
Dalhousie University	Pediatric Emergency Medicine (Ped.)	CC/PR		3		3		3
		Visa Trainees						
		TOTAL		3		3		3
Université de Montréal	Pediatric Emergency Med (E.M.)	CC/PR			1	1		1
		Visa Trainees						
		TOTAL			1	1		1
	Pediatric Emergency Medicine (Ped.)	CC/PR	2			2		2
		Visa Trainees					1	1
		TOTAL	2			2	1	3
McGill University	Pediatric Emergency Med (E.M.)	CC/PR						
		Visa Trainees	1			1		1
		TOTAL	1			1		1
	Pediatric Emergency Medicine (Ped.)	CC/PR	1			1		1
		Visa Trainees	3	2		5		5
		TOTAL	4	2		6		6
University of Ottawa	Pediatric Emergency Medicine (Ped.)	CC/PR	2	3		5		5
		Visa Trainees		1		1		1
		TOTAL	2	4		6		6
University of Toronto	Pediatric Emergency Medicine (Ped.)	CC/PR	4	7		11	1	12
		Visa Trainees					7	7
		TOTAL	4	7		11	8	19
University of Western Ontario	Pediatric Emergency Med (E.M.)	CC/PR			1	1		1
		Visa Trainees						
		TOTAL			1	1		1
	Pediatric Emergency Medicine (Ped.)	CC/PR	1	2		3		3
		Visa Trainees						
		TOTAL	1	2		3		3
University of Manitoba	Pediatric Emergency Medicine (Ped.)	CC/PR	1	2	1	4		4
		Visa Trainees						
		TOTAL	1	2	1	4		4
University of Alberta	Pediatric Emergency Medicine (Ped.)	CC/PR	2		4	6		6
		Visa Trainees						
		TOTAL	2		4	6		6

Table 1
PEDIATRIC EMERGENCY MEDICINE
2021-22 Post-M.D. Trainees
(Canadian Citizens/Permanent Residents vs Visa Trainees)
Faculty of Medicine Providing Post-M.D. Training
By
Rank

Faculty of Medicine Providing Post-M.D. Training			Residents				Fellows	Total	
			PGY-4	PGY-5	PGY-6	Sub-Total	Fellow		
University of Calgary	Pediatric Emergency Med (E.M.)	CC/PR			2	2		2	
		Visa Trainees							
		TOTAL			2	2		2	
	Pediatric Emergency Medicine (Ped.)	CC/PR	1	2		3		3	
		Visa Trainees							
		TOTAL	1	2		3		3	
University of British Columbia	Pediatric Emergency Medicine (Ped.)	CC/PR		1	1	2		2	
		Visa Trainees			1	1	1	2	
		TOTAL		1	2	3	1	4	
Grand Total	Pediatric Emergency Med (E.M.)	CC/PR			4	4		4	
		Visa Trainees	1			1		1	
		TOTAL	1		4	5		5	
	Pediatric Emergency Medicine (Ped.)	CC/PR	14	20	6	40	1	41	
		Visa Trainees	3	3	1	7	9	16	
		TOTAL	17	23	7	47	10	57	
Total				18	23	11	52	10	62

Table 2
PEDIATRIC EMERGENCY MEDICINE
2021-22 Post-M.D. Trainees
(Regular Ministry Funded vs All Other Funding)
Faculty of Medicine Providing Post-M.D. Training
By
Rank

Faculty of Medicine Providing Post-M.D. Training			Residents				Fellows	Total
			PGY-4	PGY-5	PGY-6	Sub-Total	Fellow	
Dalhousie University	Pediatric Emergency Medicine (Ped.)	Regular Ministry Funded		3		3		3
		Non-Ministry Funded						
		TOTAL		3		3		3
Université de Montréal	Pediatric Emergency Med (E.M.)	Regular Ministry Funded			1	1		1
		Non-Ministry Funded						
		TOTAL			1	1		1
	Pediatric Emergency Medicine (Ped.)	Regular Ministry Funded	2			2		2
		Non-Ministry Funded					1	1
		TOTAL	2			2	1	3
McGill University	Pediatric Emergency Med (E.M.)	Regular Ministry Funded						
		Non-Ministry Funded	1			1		1
		TOTAL	1			1		1
	Pediatric Emergency Medicine (Ped.)	Regular Ministry Funded						
		Non-Ministry Funded	4	2		6		6
		TOTAL	4	2		6		6
University of Ottawa	Pediatric Emergency Medicine (Ped.)	Regular Ministry Funded	2	3		5		5
		Non-Ministry Funded		1		1		1
		TOTAL	2	4		6		6
University of Toronto	Pediatric Emergency Medicine (Ped.)	Regular Ministry Funded	4	6		10		10
		Non-Ministry Funded		1		1	8	9
		TOTAL	4	7		11	8	19
University of Western Ontario	Pediatric Emergency Med (E.M.)	Regular Ministry Funded			1	1		1
		Non-Ministry Funded						
		TOTAL			1	1		1
	Pediatric Emergency Medicine (Ped.)	Regular Ministry Funded	1	2		3		3
		Non-Ministry Funded						
		TOTAL	1	2		3		3
University of Manitoba	Pediatric Emergency Medicine (Ped.)	Regular Ministry Funded	1	2	1	4		4
		Non-Ministry Funded						
		TOTAL	1	2	1	4		4
University of Alberta	Pediatric Emergency Medicine (Ped.)	Regular Ministry Funded	2		4	6		6
		Non-Ministry Funded						
		TOTAL	2		4	6		6
University of Calgary	Pediatric Emergency Med (E.M.)	Regular Ministry Funded			2	2		2
		Non-Ministry Funded						
		TOTAL			2	2		2

Table 2
PEDIATRIC EMERGENCY MEDICINE
2021-22 Post-M.D. Trainees
(Regular Ministry Funded vs All Other Funding)
Faculty of Medicine Providing Post-M.D. Training
By
Rank

Faculty of Medicine Providing Post-M.D. Training			Residents				Fellows	Total	
			PGY-4	PGY-5	PGY-6	Sub-Total	Fellow		
	Pediatric Emergency Medicine (Ped.)	Regular Ministry Funded	1	2		3		3	
		Non-Ministry Funded							
		TOTAL	1	2		3		3	
University of British Columbia	Pediatric Emergency Medicine (Ped.)	Regular Ministry Funded		1	1	2		2	
		Non-Ministry Funded			1	1	1	2	
		TOTAL		1	2	3	1	4	
Grand Total	Pediatric Emergency Med (E.M.)	Regular Ministry Funded			4	4		4	
		Non-Ministry Funded	1			1		1	
		TOTAL	1		4	5		5	
	Pediatric Emergency Medicine (Ped.)	Regular Ministry Funded	13	19	6	38		38	
		Non-Ministry Funded	4	4	1	9	10	19	
		TOTAL	17	23	7	47	10	57	
Total				18	23	11	52	10	62

Table 1
HEMATOLOGY
 2021-22 Post-M.D. Trainees
 (Canadian Citizens/Permanent Residents vs Visa Trainees)
 Faculty of Medicine Providing Post-M.D. Training
 By
 Rank

Faculty of Medicine Providing Post-M.D. Training			Residents					Fellows	Total
			PGY-4	PGY-5	PGY-6	PGY-7	Sub-Total	Fellow	
Dalhousie University	Hematology (Int.Med.)	CC/PR	2	1			3		3
		Visa Trainees							
		TOTAL	2	1			3		3
	Hematology/Oncology (Ped.)	CC/PR		1	1		2		2
		Visa Trainees						1	1
		TOTAL		1	1		2	1	3
Université Laval	Hematology (Int.Med.)	CC/PR	2	3	2		7		7
		Visa Trainees							
		TOTAL	2	3	2		7		7
Université de Sherbrooke	Hematology (Int.Med.)	CC/PR	2	3	1		6		6
		Visa Trainees							
		TOTAL	2	3	1		6		6
Université de Montréal	Hematology (Int.Med.)	CC/PR	2	3	2		7		7
		Visa Trainees							
		TOTAL	2	3	2		7		7
	Hematology/Oncology (Ped.)	CC/PR	1		1		2		2
		Visa Trainees						8	8
		TOTAL	1		1		2	8	10
McGill University	Hematology (Int.Med.)	CC/PR	1	1		1	3		3
		Visa Trainees	1	1			2		2
		TOTAL	2	2		1	5		5
	Hematology/Oncology (Ped.)	CC/PR	1	2	2		5		5
		Visa Trainees			1		1		1
		TOTAL	1	2	3		6		6
University of Ottawa	Hematology (Int.Med.)	CC/PR	2	2			4	1	5
		Visa Trainees						3	3
		TOTAL	2	2			4	4	8
	Hematology/Oncology (Ped.)	CC/PR		1	2		3		3
		Visa Trainees							
		TOTAL		1	2		3		3
Queen's University	Hematology (Int.Med.)	CC/PR	2	2			4		4
		Visa Trainees							
		TOTAL	2	2			4		4
University of Toronto	Hematology (Int.Med.)	CC/PR	4	7			11	14	25
		Visa Trainees	3				3	18	21
		TOTAL	7	7			14	32	46
	Hematology/Oncology (Ped.)	CC/PR	2	3	1		6	12	18
		Visa Trainees			1		1	27	28
		TOTAL	2	3	2		7	39	46

Table 1
HEMATOLOGY
 2021-22 Post-M.D. Trainees
 (Canadian Citizens/Permanent Residents vs Visa Trainees)
 Faculty of Medicine Providing Post-M.D. Training
 By
 Rank

Faculty of Medicine Providing Post-M.D. Training			Residents					Fellows	Total
			PGY-4	PGY-5	PGY-6	PGY-7	Sub-Total	Fellow	
McMaster University	Hematology (Int.Med.)	CC/PR	3	3			6	5	11
		Visa Trainees						3	3
		TOTAL	3	3			6	8	14
	Hematology/Oncology (Ped.)	CC/PR			3		3		3
		Visa Trainees						1	1
		TOTAL			3		3	1	4
University of Western Ontario	Hematology (Int.Med.)	CC/PR	3	2			5	1	6
		Visa Trainees							
		TOTAL	3	2			5	1	6
University of Manitoba	Hematology (Int.Med.)	CC/PR	3	1			4		4
		Visa Trainees							
		TOTAL	3	1			4		4
	Hematology/Oncology (Ped.)	CC/PR			1		1		1
		Visa Trainees							
		TOTAL			1		1		1
University of Alberta	Hematology (Int.Med.)	CC/PR	2	2			4		4
		Visa Trainees							
		TOTAL	2	2			4		4
University of Calgary	Hematology (Int.Med.)	CC/PR	2	3			5	2	7
		Visa Trainees							
		TOTAL	2	3			5	2	7
	Hematology/Oncology (Ped.)	CC/PR	1				1		1
		Visa Trainees				1	1	2	3
		TOTAL	1			1	2	2	4
University of British Columbia	Hematology (Int.Med.)	CC/PR	4	2	1		7	2	9
		Visa Trainees			1		1	4	5
		TOTAL	4	2	2		8	6	14
	Hematology/Oncology (Ped.)	CC/PR	1			1	2		2
		Visa Trainees						1	1
		TOTAL	1			1	2	1	3
Grand Total	Hematology (Int.Med.)	CC/PR	34	35	6	1	76	25	101
		Visa Trainees	4	1	1		6	28	34
		TOTAL	38	36	7	1	82	53	135
	Hematology/Oncology (Ped.)	CC/PR	6	7	11	1	25	12	37
		Visa Trainees			2	1	3	40	43
		TOTAL	6	7	13	2	28	52	80
Total			44	43	20	3	110	105	215

Table 2
HEMATOLOGY
2021-22 Post-M.D. Trainees
(Regular Ministry Funded vs All Other Funding)
Faculty of Medicine Providing Post-M.D. Training
By
Rank

Faculty of Medicine Providing Post-M.D. Training			Residents					Fellows	Total
			PGY-4	PGY-5	PGY-6	PGY-7	Sub-Total	Fellow	
Dalhousie University	Hematology (Int.Med.)	Regular Ministry Funded	2	1			3		3
		Non-Ministry Funded							
		TOTAL	2	1			3		3
	Hematology/Oncology (Ped.)	Regular Ministry Funded			1		1		1
		Non-Ministry Funded		1			1	1	2
		TOTAL		1	1		2	1	3
Université Laval	Hematology (Int.Med.)	Regular Ministry Funded	2	3	2		7		7
		Non-Ministry Funded							
		TOTAL	2	3	2		7		7
Université de Sherbrooke	Hematology (Int.Med.)	Regular Ministry Funded	2	3	1		6		6
		Non-Ministry Funded							
		TOTAL	2	3	1		6		6
Université de Montréal	Hematology (Int.Med.)	Regular Ministry Funded	2	3	2		7		7
		Non-Ministry Funded							
		TOTAL	2	3	2		7		7
	Hematology/Oncology (Ped.)	Regular Ministry Funded	1		1		2		2
		Non-Ministry Funded						8	8
		TOTAL	1		1		2	8	10
McGill University	Hematology (Int.Med.)	Regular Ministry Funded	1	1		1	3		3
		Non-Ministry Funded	1	1			2		2
		TOTAL	2	2		1	5		5
	Hematology/Oncology (Ped.)	Regular Ministry Funded		1	1		2		2
		Non-Ministry Funded	1	1	2		4		4
		TOTAL	1	2	3		6		6
University of Ottawa	Hematology (Int.Med.)	Regular Ministry Funded	2	2			4		4
		Non-Ministry Funded						4	4
		TOTAL	2	2			4	4	8
	Hematology/Oncology (Ped.)	Regular Ministry Funded		1	2		3		3
		Non-Ministry Funded							
		TOTAL		1	2		3		3
Queen's University	Hematology (Int.Med.)	Regular Ministry Funded	2	2			4		4
		Non-Ministry Funded							
		TOTAL	2	2			4		4
University of Toronto	Hematology (Int.Med.)	Regular Ministry Funded	4	7			11		11
		Non-Ministry Funded	3				3	32	35
		TOTAL	7	7			14	32	46
	Hematology/Oncology (Ped.)	Regular Ministry Funded	2	2	1		5		5
		Non-Ministry Funded		1	1		2	39	41
		TOTAL	2	3	2		7	39	46
McMaster University	Hematology (Int.Med.)	Regular Ministry Funded	3	3			6		6
		Non-Ministry Funded						8	8
		TOTAL	3	3			6	8	14

Table 2
HEMATOLOGY
2021-22 Post-M.D. Trainees
(Regular Ministry Funded vs All Other Funding)
Faculty of Medicine Providing Post-M.D. Training
By
Rank

Faculty of Medicine Providing Post-M.D. Training			Residents					Fellows	Total		
			PGY-4	PGY-5	PGY-6	PGY-7	Sub-Total	Fellow			
	Hematology/Oncology (Ped.)	Regular Ministry Funded			2		2		2		
		Non-Ministry Funded			1		1	1	2		
		TOTAL			3		3	1	4		
University of Western Ontario	Hematology (Int.Med.)	Regular Ministry Funded	3	2			5		5		
		Non-Ministry Funded						1	1		
		TOTAL	3	2			5	1	6		
University of Manitoba	Hematology (Int.Med.)	Regular Ministry Funded	3	1			4		4		
		Non-Ministry Funded									
		TOTAL	3	1			4		4		
	Hematology/Oncology (Ped.)	Regular Ministry Funded									
		Non-Ministry Funded			1		1		1		
TOTAL				1		1		1			
University of Alberta	Hematology (Int.Med.)	Regular Ministry Funded	2	2			4		4		
		Non-Ministry Funded									
		TOTAL	2	2			4		4		
University of Calgary	Hematology (Int.Med.)	Regular Ministry Funded	2	3			5		5		
		Non-Ministry Funded						2	2		
		TOTAL	2	3			5	2	7		
	Hematology/Oncology (Ped.)	Regular Ministry Funded	1				1		1		
		Non-Ministry Funded				1	1	2	3		
TOTAL		1			1	2	2	4			
University of British Columbia	Hematology (Int.Med.)	Regular Ministry Funded	4	2			6		6		
		Non-Ministry Funded			2		2	6	8		
		TOTAL	4	2	2		8	6	14		
	Hematology/Oncology (Ped.)	Regular Ministry Funded	1			1	2		2		
		Non-Ministry Funded						1	1		
TOTAL		1			1	2	1	3			
Grand Total	Hematology (Int.Med.)	Regular Ministry Funded	34	35	5	1	75		75		
		Non-Ministry Funded	4	1	2		7	53	60		
		TOTAL	38	36	7	1	82	53	135		
	Hematology/Oncology (Ped.)	Regular Ministry Funded	5	4	8	1	18		18		
		Non-Ministry Funded	1	3	5	1	10	52	62		
		TOTAL	6	7	13	2	28	52	80		
Total					44	43	20	3	110	105	215

Table 1
INFECTIOUS DISEASES
2021-22 Post-M.D. Trainees
(Canadian Citizens/Permanent Residents vs Visa Trainees)
Faculty of Medicine Providing Post-M.D. Training
By
Rank

Faculty of Medicine Providing Post-M.D. Training			Residents				Fellows	Total
			PGY-4	PGY-5	PGY-6	Sub-Total	Fellow	
Dalhousie University	Infectious Diseases (Int.Med.)	CC/PR	2			2		2
		Visa Trainees					1	1
		TOTAL	2			2	1	3
	Infectious Diseases (Ped.)	CC/PR			1	1		1
		Visa Trainees						
		TOTAL			1	1		1
Université Laval	Infectious Diseases (Int.Med.)	CC/PR	1	1		2		2
		Visa Trainees						
		TOTAL	1	1		2		2
Université de Montréal	Infectious Diseases (Int.Med.)	CC/PR	1	1	2	4		4
		Visa Trainees						
		TOTAL	1	1	2	4		4
	Infectious Diseases (Ped.)	CC/PR	1			1		1
		Visa Trainees					2	2
		TOTAL	1			1	2	3
McGill University	Infectious Diseases (Int.Med.)	CC/PR		2		2		2
		Visa Trainees		1		1		1
		TOTAL		3		3		3
	Infectious Diseases (Ped.)	CC/PR						
		Visa Trainees		3		3		3
		TOTAL		3		3		3
University of Ottawa	Infectious Diseases (Int.Med.)	CC/PR	1	3		4		4
		Visa Trainees						
		TOTAL	1	3		4		4
	Infectious Diseases (Ped.)	CC/PR		2		2		2
		Visa Trainees						
		TOTAL		2		2		2
University of Toronto	Infectious Diseases (Int.Med.)	CC/PR	3	7		10		10
		Visa Trainees	1			1	12	13
		TOTAL	4	7		11	12	23
	Infectious Diseases (Ped.)	CC/PR	2	3		5	1	6
		Visa Trainees		1		1		1
		TOTAL	2	4		6	1	7

Table 1
INFECTIOUS DISEASES
2021-22 Post-M.D. Trainees
(Canadian Citizens/Permanent Residents vs Visa Trainees)
Faculty of Medicine Providing Post-M.D. Training
By
Rank

Faculty of Medicine Providing Post-M.D. Training			Residents				Fellows	Total	
			PGY-4	PGY-5	PGY-6	Sub-Total	Fellow		
McMaster University	Infectious Diseases (Int.Med.)	CC/PR	1	2		3	1	4	
		Visa Trainees	1			1	5	6	
		TOTAL	2	2		4	6	10	
University of Western Ontario	Infectious Diseases (Int.Med.)	CC/PR	1	4		5	2	7	
		Visa Trainees	1			1	1	2	
		TOTAL	2	4		6	3	9	
University of Manitoba	Infectious Diseases (Int.Med.)	CC/PR		1		1		1	
		Visa Trainees							
		TOTAL		1		1		1	
University of Alberta	Infectious Diseases (Int.Med.)	CC/PR	2	1		3		3	
		Visa Trainees					2	2	
		TOTAL	2	1		3	2	5	
	Infectious Diseases (Ped.)	CC/PR		1		1		1	
		Visa Trainees							
		TOTAL		1		1		1	
University of Calgary	Infectious Diseases (Int.Med.)	CC/PR	1	2		3		3	
		Visa Trainees							
		TOTAL	1	2		3		3	
	Infectious Diseases (Ped.)	CC/PR							
		Visa Trainees					1	1	
		TOTAL					1	1	
University of British Columbia	Infectious Diseases (Int.Med.)	CC/PR	2	3	1	6		6	
		Visa Trainees	1			1		1	
		TOTAL	3	3	1	7		7	
	Infectious Diseases (Ped.)	CC/PR	1		1	2		2	
		Visa Trainees					2	2	
		TOTAL	1		1	2	2	4	
Grand Total	Infectious Diseases (Int.Med.)	CC/PR	15	27	3	45	3	48	
		Visa Trainees	4	1		5	21	26	
		TOTAL	19	28	3	50	24	74	
	Infectious Diseases (Ped.)	CC/PR	4	6	2	12	1	13	
		Visa Trainees		4		4	5	9	
		TOTAL	4	10	2	16	6	22	
Total				23	38	5	66	30	96

Table 2
INFECTIOUS DISEASES
 2021-22 Post-M.D. Trainees
 (Regular Ministry Funded vs All Other Funding)
 Faculty of Medicine Providing Post-M.D. Training
 By
 Rank

Faculty of Medicine Providing Post-M.D. Training			Residents				Fellows	Total
			PGY-4	PGY-5	PGY-6	Sub-Total	Fellow	
Dalhousie University	Infectious Diseases (Int.Med.)	Regular Ministry Funded	2			2		2
		Non-Ministry Funded					1	1
		TOTAL	2			2	1	3
	Infectious Diseases (Ped.)	Regular Ministry Funded			1	1		1
		Non-Ministry Funded						
		TOTAL			1	1		1
Université Laval	Infectious Diseases (Int.Med.)	Regular Ministry Funded	1	1		2		2
		Non-Ministry Funded						
		TOTAL	1	1		2		2
Université de Montréal	Infectious Diseases (Int.Med.)	Regular Ministry Funded	1	1	2	4		4
		Non-Ministry Funded						
		TOTAL	1	1	2	4		4
	Infectious Diseases (Ped.)	Regular Ministry Funded	1			1		1
		Non-Ministry Funded					2	2
		TOTAL	1			1	2	3
McGill University	Infectious Diseases (Int.Med.)	Regular Ministry Funded		2		2		2
		Non-Ministry Funded		1		1		1
		TOTAL		3		3		3
	Infectious Diseases (Ped.)	Regular Ministry Funded						
		Non-Ministry Funded		3		3		3
		TOTAL		3		3		3
University of Ottawa	Infectious Diseases (Int.Med.)	Regular Ministry Funded	1	3		4		4
		Non-Ministry Funded						
		TOTAL	1	3		4		4
	Infectious Diseases (Ped.)	Regular Ministry Funded		2		2		2
		Non-Ministry Funded						
		TOTAL		2		2		2
University of Toronto	Infectious Diseases (Int.Med.)	Regular Ministry Funded	3	6		9		9
		Non-Ministry Funded	1	1		2	12	14
		TOTAL	4	7		11	12	23
	Infectious Diseases (Ped.)	Regular Ministry Funded	2	2		4		4
		Non-Ministry Funded		2		2	1	3
		TOTAL	2	4		6	1	7
McMaster University	Infectious Diseases (Int.Med.)	Regular Ministry Funded	1	2		3		3
		Non-Ministry Funded	1			1	6	7
		TOTAL	2	2		4	6	10

Table 2
INFECTIOUS DISEASES
2021-22 Post-M.D. Trainees
(Regular Ministry Funded vs All Other Funding)
Faculty of Medicine Providing Post-M.D. Training
By
Rank

Faculty of Medicine Providing Post-M.D. Training			Residents				Fellows	Total
			PGY-4	PGY-5	PGY-6	Sub-Total	Fellow	
University of Western Ontario	Infectious Diseases (Int.Med.)	Regular Ministry Funded	1	4		5		5
		Non-Ministry Funded	1			1	3	4
		TOTAL	2	4		6	3	9
University of Manitoba	Infectious Diseases (Int.Med.)	Regular Ministry Funded		1		1		1
		Non-Ministry Funded						
		TOTAL		1		1		1
University of Alberta	Infectious Diseases (Int.Med.)	Regular Ministry Funded	2	1		3		3
		Non-Ministry Funded					2	2
		TOTAL	2	1		3	2	5
	Infectious Diseases (Ped.)	Regular Ministry Funded		1		1		1
		Non-Ministry Funded						
		TOTAL		1		1		1
University of Calgary	Infectious Diseases (Int.Med.)	Regular Ministry Funded	1	2		3		3
		Non-Ministry Funded						
		TOTAL	1	2		3		3
	Infectious Diseases (Ped.)	Regular Ministry Funded					1	1
		Non-Ministry Funded					1	1
		TOTAL					1	1
University of British Columbia	Infectious Diseases (Int.Med.)	Regular Ministry Funded	2	2	1	5		5
		Non-Ministry Funded	1	1		2		2
		TOTAL	3	3	1	7		7
	Infectious Diseases (Ped.)	Regular Ministry Funded	1		1	2		2
		Non-Ministry Funded					2	2
		TOTAL	1		1	2	2	4
Grand Total	Infectious Diseases (Int.Med.)	Regular Ministry Funded	15	25	3	43		43
		Non-Ministry Funded	4	3		7	24	31
		TOTAL	19	28	3	50	24	74
	Infectious Diseases (Ped.)	Regular Ministry Funded	4	5	2	11		11
		Non-Ministry Funded		5		5	6	11
		TOTAL	4	10	2	16	6	22
Total								
			23	38	5	66	30	96

Table 1
MEDICAL ONCOLOGY
2021-22 Post-M.D. Trainees
(Canadian Citizens/Permanent Residents vs Visa Trainees)
Faculty of Medicine Providing Post-M.D. Training
By
Rank

Faculty of Medicine Providing Post-M.D. Training		Residents				Fellows	Total
		PGY-4	PGY-5	PGY-6	Sub-Total	Fellow	
Memorial University	CC/PR	1			1	1	2
	Visa Trainees						
	TOTAL	1			1	1	2
Dalhousie University	CC/PR	1	2		3		3
	Visa Trainees						
	TOTAL	1	2		3		3
Université Laval	CC/PR	2	2	3	7		7
	Visa Trainees						
	TOTAL	2	2	3	7		7
Université de Sherbrooke	CC/PR	3	2	1	6		6
	Visa Trainees						
	TOTAL	3	2	1	6		6
Université de Montréal	CC/PR	3	4	2	9		9
	Visa Trainees					1	1
	TOTAL	3	4	2	9	1	10
McGill University	CC/PR	4	5		9		9
	Visa Trainees					2	2
	TOTAL	4	5		9	2	11
University of Ottawa	CC/PR	3	2		5	2	7
	Visa Trainees	1			1	8	9
	TOTAL	4	2		6	10	16
Queen's University	CC/PR	3	2		5	1	6
	Visa Trainees					1	1
	TOTAL	3	2		5	2	7
University of Toronto	CC/PR	5	6		11	11	22
	Visa Trainees					39	39
	TOTAL	5	6		11	50	61

Table 1
MEDICAL ONCOLOGY
2021-22 Post-M.D. Trainees
(Canadian Citizens/Permanent Residents vs Visa Trainees)
Faculty of Medicine Providing Post-M.D. Training
By
Rank

Faculty of Medicine Providing Post-M.D. Training		Residents				Fellows	Total
		PGY-4	PGY-5	PGY-6	Sub-Total	Fellow	
McMaster University	CC/PR	2	2	1	5	3	8
	Visa Trainees		2		2	5	7
	TOTAL	2	4	1	7	8	15
University of Western Ontario	CC/PR	2	2		4	1	5
	Visa Trainees						
	TOTAL	2	2		4	1	5
University of Manitoba	CC/PR	1			1		1
	Visa Trainees						
	TOTAL	1			1		1
University of Alberta	CC/PR	3	2		5	1	6
	Visa Trainees						
	TOTAL	3	2		5	1	6
University of Calgary	CC/PR	3	2		5	7	12
	Visa Trainees					6	6
	TOTAL	3	2		5	13	18
University of British Columbia	CC/PR	4	4	1	9	2	11
	Visa Trainees		1		1		1
	TOTAL	4	5	1	10	2	12
Grand Total	CC/PR	40	37	8	85	29	114
	Visa Trainees	1	3		4	62	66
	TOTAL	41	40	8	89	91	180

Table 2
MEDICAL ONCOLOGY
2021-22 Post-M.D. Trainees
(Regular Ministry Funded vs All Other Funding)
Faculty of Medicine Providing Post-M.D. Training
By
Rank

Faculty of Medicine Providing Post-M.D. Training		Residents				Fellows	Total
		PGY-4	PGY-5	PGY-6	Sub-Total	Fellow	
Memorial University	Regular Ministry Funded	1			1	1	2
	Non-Ministry Funded						
	TOTAL	1			1	1	2
Dalhousie University	Regular Ministry Funded	1	2		3		3
	Non-Ministry Funded						
	TOTAL	1	2		3		3
Université Laval	Regular Ministry Funded	2	2	3	7		7
	Non-Ministry Funded						
	TOTAL	2	2	3	7		7
Université de Sherbrooke	Regular Ministry Funded	3	2	1	6		6
	Non-Ministry Funded						
	TOTAL	3	2	1	6		6
Université de Montréal	Regular Ministry Funded	3	4	2	9		9
	Non-Ministry Funded					1	1
	TOTAL	3	4	2	9	1	10
McGill University	Regular Ministry Funded	4	5		9		9
	Non-Ministry Funded					2	2
	TOTAL	4	5		9	2	11
University of Ottawa	Regular Ministry Funded	3	2		5		5
	Non-Ministry Funded	1			1	10	11
	TOTAL	4	2		6	10	16
Queen's University	Regular Ministry Funded	3	2		5		5
	Non-Ministry Funded					2	2
	TOTAL	3	2		5	2	7
University of Toronto	Regular Ministry Funded	5	6		11		11
	Non-Ministry Funded					50	50
	TOTAL	5	6		11	50	61
McMaster University	Regular Ministry Funded	2	2	1	5		5
	Non-Ministry Funded		2		2	8	10
	TOTAL	2	4	1	7	8	15

Table 2
MEDICAL ONCOLOGY
2021-22 Post-M.D. Trainees
(Regular Ministry Funded vs All Other Funding)
Faculty of Medicine Providing Post-M.D. Training
By
Rank

Faculty of Medicine Providing Post-M.D. Training		Residents				Fellows	Total
		PGY-4	PGY-5	PGY-6	Sub-Total	Fellow	
University of Western Ontario	Regular Ministry Funded	2	2		4		4
	Non-Ministry Funded					1	1
	TOTAL	2	2		4	1	5
University of Manitoba	Regular Ministry Funded	1			1		1
	Non-Ministry Funded						
	TOTAL	1			1		1
University of Alberta	Regular Ministry Funded	3	2		5		5
	Non-Ministry Funded					1	1
	TOTAL	3	2		5	1	6
University of Calgary	Regular Ministry Funded	3	2		5		5
	Non-Ministry Funded					13	13
	TOTAL	3	2		5	13	18
University of British Columbia	Regular Ministry Funded	4	4	1	9		9
	Non-Ministry Funded		1		1	2	3
	TOTAL	4	5	1	10	2	12
Grand Total	Regular Ministry Funded	40	37	8	85	1	86
	Non-Ministry Funded	1	3		4	90	94
	TOTAL	41	40	8	89	91	180

Table 1
NEONATAL-PERINATAL MEDICINE
2021-22 Post-M.D. Trainees
(Canadian Citizens/Permanent Residents vs Visa Trainees)
Faculty of Medicine Providing Post-M.D. Training
By
Rank

Faculty of Medicine Providing Post-M.D. Training		Residents				Fellows	Total
		PGY-4	PGY-5	PGY-6	Sub-Total	Fellow	
Université de Montréal	CC/PR	1	1		2		2
	Visa Trainees					5	5
	TOTAL	1	1		2	5	7
McGill University	CC/PR		1		1		1
	Visa Trainees	3	1		4	2	6
	TOTAL	3	2		5	2	7
University of Ottawa	CC/PR		1		1	2	3
	Visa Trainees					4	4
	TOTAL		1		1	6	7
University of Toronto	CC/PR	1	1		2	9	11
	Visa Trainees					33	33
	TOTAL	1	1		2	42	44
McMaster University	CC/PR					4	4
	Visa Trainees					13	13
	TOTAL					17	17
University of Western Ontario	CC/PR						
	Visa Trainees					10	10
	TOTAL					10	10
University of Manitoba	CC/PR		3	1	4	1	5
	Visa Trainees	1			1		1
	TOTAL	1	3	1	5	1	6
University of Alberta	CC/PR		2	3	5	3	8
	Visa Trainees					3	3
	TOTAL		2	3	5	6	11

Table 1
NEONATAL-PERINATAL MEDICINE
2021-22 Post-M.D. Trainees
(Canadian Citizens/Permanent Residents vs Visa Trainees)
Faculty of Medicine Providing Post-M.D. Training
By
Rank

Faculty of Medicine Providing Post-M.D. Training		Residents				Fellows	Total
		PGY-4	PGY-5	PGY-6	Sub-Total	Fellow	
University of Calgary	CC/PR		2		2	3	5
	Visa Trainees					12	12
	TOTAL		2		2	15	17
University of British Columbia	CC/PR					1	1
	Visa Trainees					2	2
	TOTAL					3	3
Grand Total	CC/PR	2	11	4	17	23	40
	Visa Trainees	4	1		5	84	89
	TOTAL	6	12	4	22	107	129

Table 2
NEONATAL-PERINATAL MEDICINE
2021-22 Post-M.D. Trainees
(Regular Ministry Funded vs All Other Funding)
Faculty of Medicine Providing Post-M.D. Training
By
Rank

Faculty of Medicine Providing Post-M.D. Training		Residents			Fellows	Total	
		PGY-4	PGY-5	PGY-6	Sub-Total		Fellow
Université de Montréal	Regular Ministry Funded	1	1		2		2
	Non-Ministry Funded					5	5
	TOTAL	1	1		2	5	7
McGill University	Regular Ministry Funded						
	Non-Ministry Funded	3	2		5	2	7
	TOTAL	3	2		5	2	7
University of Ottawa	Regular Ministry Funded		1		1		1
	Non-Ministry Funded					6	6
	TOTAL		1		1	6	7
University of Toronto	Regular Ministry Funded	1	1		2		2
	Non-Ministry Funded					42	42
	TOTAL	1	1		2	42	44
McMaster University	Regular Ministry Funded						
	Non-Ministry Funded					17	17
	TOTAL					17	17
University of Western Ontario	Regular Ministry Funded						
	Non-Ministry Funded					10	10
	TOTAL					10	10
University of Manitoba	Regular Ministry Funded						
	Non-Ministry Funded	1	3	1	5	1	6
	TOTAL	1	3	1	5	1	6
University of Alberta	Regular Ministry Funded		2	3	5		5
	Non-Ministry Funded					6	6
	TOTAL		2	3	5	6	11
University of Calgary	Regular Ministry Funded		2		2		2
	Non-Ministry Funded					15	15
	TOTAL		2		2	15	17
University of British Columbia	Regular Ministry Funded						
	Non-Ministry Funded					3	3
	TOTAL					3	3
Grand Total	Regular Ministry Funded	2	7	3	12		12
	Non-Ministry Funded	4	5	1	10	107	117
	TOTAL	6	12	4	22	107	129

Table 1
NEPHROLOGY
2021-22 Post-M.D. Trainees
(Canadian Citizens/Permanent Residents vs Visa Trainees)
Faculty of Medicine Providing Post-M.D. Training
By
Rank

Faculty of Medicine Providing Post-M.D. Training			Residents					Fellows	Total
			PGY-4	PGY-5	PGY-6	PGY-7	Sub-Total	Fellow	
Memorial University	Nephrology (Int.Med.)	CC/PR	1				1		1
		Visa Trainees							
		TOTAL	1				1		1
Dalhousie University	Nephrology (Int.Med.)	CC/PR	1	1			2		2
		Visa Trainees							
		TOTAL	1	1			2		2
Université Laval	Nephrology (Int.Med.)	CC/PR	2	4	1		7		7
		Visa Trainees						2	2
		TOTAL	2	4	1		7	2	9
Université de Sherbrooke	Nephrology (Int.Med.)	CC/PR	3	1			4		4
		Visa Trainees							
		TOTAL	3	1			4		4
Université de Montréal	Nephrology (Int.Med.)	CC/PR	3	2	1		6		6
		Visa Trainees							
		TOTAL	3	2	1		6		6
	Nephrology (Ped.)	CC/PR		1			1		1
		Visa Trainees							
		TOTAL		1			1		1
McGill University	Nephrology (Int.Med.)	CC/PR	2	2			4		4
		Visa Trainees	1				1		1
		TOTAL	3	2			5		5
	Nephrology (Ped.)	CC/PR	1				1		1
		Visa Trainees		1			1		1
		TOTAL	1	1			2		2
University of Ottawa	Nephrology (Int.Med.)	CC/PR	2	2		1	5	1	6
		Visa Trainees						6	6
		TOTAL	2	2		1	5	7	12
Queen's University	Nephrology (Int.Med.)	CC/PR	2	3			5		5
		Visa Trainees							
		TOTAL	2	3			5		5
University of Toronto	Nephrology (Int.Med.)	CC/PR	4	6			10	17	27
		Visa Trainees		1			1	25	26
		TOTAL	4	7			11	42	53

Table 1
NEPHROLOGY
2021-22 Post-M.D. Trainees
(Canadian Citizens/Permanent Residents vs Visa Trainees)
Faculty of Medicine Providing Post-M.D. Training
By
Rank

Faculty of Medicine Providing Post-M.D. Training			Residents					Fellows	Total
			PGY-4	PGY-5	PGY-6	PGY-7	Sub-Total	Fellow	
	Nephrology (Ped.)	CC/PR	2	3			5	1	6
		Visa Trainees		1			1	7	8
		TOTAL	2	4			6	8	14
McMaster University	Nephrology (Int.Med.)	CC/PR	2	1			3	2	5
		Visa Trainees		1			1	18	19
		TOTAL	2	2			4	20	24
	Nephrology (Ped.)	CC/PR							
		Visa Trainees						1	1
		TOTAL						1	1
University of Western Ontario	Nephrology (Int.Med.)	CC/PR	2	4			6	3	9
		Visa Trainees						9	9
		TOTAL	2	4			6	12	18
University of Manitoba	Nephrology (Int.Med.)	CC/PR	1	2			3		3
		Visa Trainees							
		TOTAL	1	2			3		3
University of Saskatchewan	Nephrology (Int.Med.)	CC/PR	2				2		2
		Visa Trainees							
		TOTAL	2				2		2
University of Alberta	Nephrology (Int.Med.)	CC/PR	2	1			3		3
		Visa Trainees	1	1			2	1	3
		TOTAL	3	2			5	1	6
	Nephrology (Ped.)	CC/PR			2		2		2
		Visa Trainees						1	1
		TOTAL			2		2	1	3
University of Calgary	Nephrology (Int.Med.)	CC/PR		2	1		3		3
		Visa Trainees							
		TOTAL		2	1		3		3
	Nephrology (Ped.)	CC/PR		1			1	1	2
		Visa Trainees						3	3
		TOTAL		1			1	4	5
University of British Columbia	Nephrology (Int.Med.)	CC/PR	2	4	1		7	3	10
		Visa Trainees						5	5
		TOTAL	2	4	1		7	8	15

Table 1
NEPHROLOGY
2021-22 Post-M.D. Trainees
(Canadian Citizens/Permanent Residents vs Visa Trainees)
Faculty of Medicine Providing Post-M.D. Training
By
Rank

Faculty of Medicine Providing Post-M.D. Training			Residents				Fellows	Total	
			PGY-4	PGY-5	PGY-6	PGY-7	Sub-Total		Fellow
	Nephrology (Ped.)	CC/PR		1	1	1	3		3
		Visa Trainees						1	1
		TOTAL		1	1	1	3	1	4
Grand Total	Nephrology (Int.Med.)	CC/PR	31	35	4	1	71	26	97
		Visa Trainees	2	3			5	66	71
		TOTAL	33	38	4	1	76	92	168
	Nephrology (Ped.)	CC/PR	3	6	3	1	13	2	15
		Visa Trainees		2			2	13	15
		TOTAL	3	8	3	1	15	15	30
Total		36	46	7	2	91	107	198	

Table 2
NEPHROLOGY
 2021-22 Post-M.D. Trainees
 (Regular Ministry Funded vs All Other Funding)
 Faculty of Medicine Providing Post-M.D. Training
 By
 Rank

Faculty of Medicine Providing Post-M.D. Training			Residents					Fellows	Total
			PGY-4	PGY-5	PGY-6	PGY-7	Sub-Total	Fellow	
Memorial University	Nephrology (Int.Med.)	Regular Ministry Funded	1				1		1
		Non-Ministry Funded							
		TOTAL	1				1		1
Dalhousie University	Nephrology (Int.Med.)	Regular Ministry Funded	1	1			2		2
		Non-Ministry Funded							
		TOTAL	1	1			2		2
Université Laval	Nephrology (Int.Med.)	Regular Ministry Funded	2	4	1		7		7
		Non-Ministry Funded						2	2
		TOTAL	2	4	1		7	2	9
Université de Sherbrooke	Nephrology (Int.Med.)	Regular Ministry Funded	3	1			4		4
		Non-Ministry Funded							
		TOTAL	3	1			4		4
Université de Montréal	Nephrology (Int.Med.)	Regular Ministry Funded	3	2	1		6		6
		Non-Ministry Funded							
		TOTAL	3	2	1		6		6
	Nephrology (Ped.)	Regular Ministry Funded		1			1		1
		Non-Ministry Funded							
		TOTAL		1			1		1
McGill University	Nephrology (Int.Med.)	Regular Ministry Funded	2	2			4		4
		Non-Ministry Funded	1				1		1
		TOTAL	3	2			5		5
	Nephrology (Ped.)	Regular Ministry Funded	1				1		1
		Non-Ministry Funded		1			1		1
		TOTAL	1	1			2		2
University of Ottawa	Nephrology (Int.Med.)	Regular Ministry Funded	2	2			4		4
		Non-Ministry Funded				1	1	7	8
		TOTAL	2	2		1	5	7	12
Queen's University	Nephrology (Int.Med.)	Regular Ministry Funded	2	3			5		5
		Non-Ministry Funded							
		TOTAL	2	3			5		5
University of Toronto	Nephrology (Int.Med.)	Regular Ministry Funded	4	4			8		8
		Non-Ministry Funded		3			3	42	45
		TOTAL	4	7			11	42	53
	Nephrology (Ped.)	Regular Ministry Funded	2	3			5		5
		Non-Ministry Funded		1			1	8	9
		TOTAL	2	4			6	8	14
McMaster University	Nephrology (Int.Med.)	Regular Ministry Funded	2	1			3		3
		Non-Ministry Funded		1			1	20	21
		TOTAL	2	2			4	20	24

Table 2
NEPHROLOGY
 2021-22 Post-M.D. Trainees
 (Regular Ministry Funded vs All Other Funding)
 Faculty of Medicine Providing Post-M.D. Training
 By
 Rank

Faculty of Medicine Providing Post-M.D. Training			Residents					Fellows	Total
			PGY-4	PGY-5	PGY-6	PGY-7	Sub-Total	Fellow	
	Nephrology (Ped.)	Regular Ministry Funded							
		Non-Ministry Funded						1	1
		TOTAL						1	1
University of Western Ontario	Nephrology (Int.Med.)	Regular Ministry Funded	2	4			6		6
		Non-Ministry Funded						12	12
		TOTAL	2	4			6	12	18
University of Manitoba	Nephrology (Int.Med.)	Regular Ministry Funded	1	2			3		3
		Non-Ministry Funded							
		TOTAL	1	2			3		3
University of Saskatchewan	Nephrology (Int.Med.)	Regular Ministry Funded	2				2		2
		Non-Ministry Funded							
		TOTAL	2				2		2
University of Alberta	Nephrology (Int.Med.)	Regular Ministry Funded	2	1			3		3
		Non-Ministry Funded	1	1			2	1	3
		TOTAL	3	2			5	1	6
	Nephrology (Ped.)	Regular Ministry Funded			2		2		2
		Non-Ministry Funded						1	1
		TOTAL			2		2	1	3
University of Calgary	Nephrology (Int.Med.)	Regular Ministry Funded		2			2		2
		Non-Ministry Funded			1		1		1
		TOTAL		2	1		3		3
	Nephrology (Ped.)	Regular Ministry Funded		1			1		1
		Non-Ministry Funded						4	4
		TOTAL		1			1	4	5
University of British Columbia	Nephrology (Int.Med.)	Regular Ministry Funded	2	4	1		7		7
		Non-Ministry Funded						8	8
		TOTAL	2	4	1		7	8	15
	Nephrology (Ped.)	Regular Ministry Funded		1	1	1	3		3
		Non-Ministry Funded						1	1
		TOTAL		1	1	1	3	1	4
Grand Total	Nephrology (Int.Med.)	Regular Ministry Funded	31	33	3		67		67
		Non-Ministry Funded	2	5	1	1	9	92	101
		TOTAL	33	38	4	1	76	92	168
	Nephrology (Ped.)	Regular Ministry Funded	3	6	3	1	13		13
		Non-Ministry Funded		2			2	15	17
		TOTAL	3	8	3	1	15	15	30
Total		36	46	7	2	91	107	198	

Table 1
OCCUPATIONAL MEDICINE
2021-22 Post-M.D. Trainees
(Canadian Citizens/Permanent Residents vs Visa Trainees)
Faculty of Medicine Providing Post-M.D. Training
By
Rank

Faculty of Medicine Providing Post-M.D. Training		Residents				Fellows	Total
		PGY-4	PGY-6	PGY-7	Sub-Total	Fellow	
University of Toronto	CC/PR		1		1		1
	Visa Trainees					1	1
	TOTAL		1		1	1	2
University of Alberta	CC/PR	1		1	2		2
	Visa Trainees						
	TOTAL	1		1	2		2
Grand Total	CC/PR	1	1	1	3		3
	Visa Trainees					1	1
	TOTAL	1	1	1	3	1	4

Table 2
OCCUPATIONAL MEDICINE
2021-22 Post-M.D. Trainees
(Regular Ministry Funded vs All Other Funding)
Faculty of Medicine Providing Post-M.D. Training
By
Rank

Faculty of Medicine Providing Post-M.D. Training		Residents				Fellows	Total
		PGY-4	PGY-6	PGY-7	Sub-Total	Fellow	
University of Toronto	Regular Ministry Funded		1		1		1
	Non-Ministry Funded					1	1
	TOTAL		1		1	1	2
University of Alberta	Regular Ministry Funded	1		1	2		2
	Non-Ministry Funded						
	TOTAL	1		1	2		2
Grand Total	Regular Ministry Funded	1	1	1	3		3
	Non-Ministry Funded					1	1
	TOTAL	1	1	1	3	1	4

Table 1
PAIN MEDICINE
2021-22 Post-M.D. Trainees
(Canadian Citizens/Permanent Residents vs Visa Trainees)
Faculty of Medicine Providing Post-M.D. Training
By
Rank

Faculty of Medicine Providing Post-M.D. Training		Residents				Fellows	Total
		PGY-5	PGY-6	PGY-7	Sub-Total	Fellow	
Université de Montréal	CC/PR		1		1	1	2
	Visa Trainees						
	TOTAL		1		1	1	2
University of Ottawa	CC/PR		1		1		1
	Visa Trainees						
	TOTAL		1		1		1
McMaster University	CC/PR		1	1	2		2
	Visa Trainees						
	TOTAL		1	1	2		2
University of Western Ontario	CC/PR	1	1		2		2
	Visa Trainees						
	TOTAL	1	1		2		2
University of Manitoba	CC/PR					1	1
	Visa Trainees						
	TOTAL					1	1
University of Calgary	CC/PR		1		1		1
	Visa Trainees						
	TOTAL		1		1		1
University of British Columbia	CC/PR	1	1	2	4		4
	Visa Trainees					1	1
	TOTAL	1	1	2	4	1	5
Grand Total	CC/PR	2	6	3	11	2	13
	Visa Trainees					1	1
	TOTAL	2	6	3	11	3	14

Table 2
PAIN MEDICINE
2021-22 Post-M.D. Trainees
(Regular Ministry Funded vs All Other Funding)
Faculty of Medicine Providing Post-M.D. Training
By
Rank

Faculty of Medicine Providing Post-M.D. Training		Residents			Fellows	Total
		PGY-5	PGY-6	PGY-7	Sub-Total	Fellow
Université de Montréal	Regular Ministry Funded		1		1	1
	Non-Ministry Funded					1
	TOTAL		1		1	1
University of Ottawa	Regular Ministry Funded		1		1	1
	Non-Ministry Funded					
	TOTAL		1		1	1
McMaster University	Regular Ministry Funded		1	1	2	2
	Non-Ministry Funded					
	TOTAL		1	1	2	2
University of Western Ontario	Regular Ministry Funded	1	1		2	2
	Non-Ministry Funded					
	TOTAL	1	1		2	2
University of Manitoba	Regular Ministry Funded					
	Non-Ministry Funded					1
	TOTAL					1
University of Calgary	Regular Ministry Funded		1		1	1
	Non-Ministry Funded					
	TOTAL		1		1	1
University of British Columbia	Regular Ministry Funded	1	1	2	4	4
	Non-Ministry Funded					1
	TOTAL	1	1	2	4	5
Grand Total	Regular Ministry Funded	2	6	3	11	11
	Non-Ministry Funded					3
	TOTAL	2	6	3	11	14

Table 1
RESPIROLOGY
2021-22 Post-M.D. Trainees
(Canadian Citizens/Permanent Residents vs Visa Trainees)
Faculty of Medicine Providing Post-M.D. Training
By
Rank

Faculty of Medicine Providing Post-M.D. Training			Residents				Fellows	Total
			PGY-4	PGY-5	PGY-6	Sub-Total	Fellow	
Dalhousie University	Respirology (Int.Med.)	CC/PR	2	1		3		3
		Visa Trainees						
		TOTAL	2	1		3		3
Université Laval	Respirology (Int.Med.)	CC/PR	2	3		5		5
		Visa Trainees					1	1
		TOTAL	2	3		5	1	6
Université de Sherbrooke	Respirology (Int.Med.)	CC/PR	3	3		6		6
		Visa Trainees						
		TOTAL	3	3		6		6
Université de Montréal	Respirology (Int.Med.)	CC/PR	2	3		5		5
		Visa Trainees						
		TOTAL	2	3		5		5
	Respirology (Ped.)	CC/PR		1		1		1
		Visa Trainees					1	1
		TOTAL		1		1	1	2
McGill University	Respirology (Int.Med.)	CC/PR	2	3	3	8	1	9
		Visa Trainees	1			1		1
		TOTAL	3	3	3	9	1	10
University of Ottawa	Respirology (Int.Med.)	CC/PR	3	1		4	1	5
		Visa Trainees						
		TOTAL	3	1		4	1	5
Queen's University	Respirology (Int.Med.)	CC/PR	2	2		4	2	6
		Visa Trainees					3	3
		TOTAL	2	2		4	5	9
University of Toronto	Respirology (Int.Med.)	CC/PR	4	6		10	9	19
		Visa Trainees	1	3		4	12	16
		TOTAL	5	9		14	21	35
	Respirology (Ped.)	CC/PR		1		1	5	6
		Visa Trainees					6	6
		TOTAL		1		1	11	12

Table 1
RESPIROLOGY
2021-22 Post-M.D. Trainees
(Canadian Citizens/Permanent Residents vs Visa Trainees)
Faculty of Medicine Providing Post-M.D. Training
By
Rank

Faculty of Medicine Providing Post-M.D. Training			Residents				Fellows	Total
			PGY-4	PGY-5	PGY-6	Sub-Total	Fellow	
McMaster University	Respirology (Int.Med.)	CC/PR	3	3		6	5	11
		Visa Trainees					1	1
		TOTAL	3	3		6	6	12
University of Western Ontario	Respirology (Int.Med.)	CC/PR	3	1		4	2	6
		Visa Trainees	1	1		2	3	5
		TOTAL	4	2		6	5	11
University of Manitoba	Respirology (Int.Med.)	CC/PR	2	2		4		4
		Visa Trainees						
		TOTAL	2	2		4		4
University of Saskatchewan	Respirology (Int.Med.)	CC/PR	2	2		4		4
		Visa Trainees						
		TOTAL	2	2		4		4
University of Alberta	Respirology (Int.Med.)	CC/PR	4	4		8		8
		Visa Trainees						
		TOTAL	4	4		8		8
	Respirology (Ped.)	CC/PR						
		Visa Trainees					2	2
		TOTAL					2	2
University of Calgary	Respirology (Int.Med.)	CC/PR	2	3		5	4	9
		Visa Trainees						
		TOTAL	2	3		5	4	9
	Respirology (Ped.)	CC/PR	1	1		2		2
		Visa Trainees					1	1
		TOTAL	1	1		2	1	3
University of British Columbia	Respirology (Int.Med.)	CC/PR	3	3	2	8	3	11
		Visa Trainees		1		1	1	2
		TOTAL	3	4	2	9	4	13
	Respirology (Ped.)	CC/PR						
		Visa Trainees					1	1
		TOTAL					1	1

Table 1
RESPIROLOGY
2021-22 Post-M.D. Trainees
(Canadian Citizens/Permanent Residents vs Visa Trainees)
Faculty of Medicine Providing Post-M.D. Training
By
Rank

Faculty of Medicine Providing Post-M.D. Training			Residents				Fellows	Total
			PGY-4	PGY-5	PGY-6	Sub-Total	Fellow	
Grand Total	Respirology (Int.Med.)	CC/PR	39	40	5	84	27	111
		Visa Trainees	3	5		8	21	29
		TOTAL	42	45	5	92	48	140
	Respirology (Ped.)	CC/PR	1	3		4	5	9
		Visa Trainees					11	11
		TOTAL	1	3		4	16	20
Total		43	48	5	96	64	160	

Table 2
RESPIROLOGY
2021-22 Post-M.D. Trainees
(Regular Ministry Funded vs All Other Funding)
Faculty of Medicine Providing Post-M.D. Training
By
Rank

Faculty of Medicine Providing Post-M.D. Training			Residents				Fellows	Total
			PGY-4	PGY-5	PGY-6	Sub- Total	Fellow	
Dalhousie University	Respirology (Int.Med.)	Regular Ministry Funded	2	1		3		3
		Non-Ministry Funded						
		TOTAL	2	1		3		3
Université Laval	Respirology (Int.Med.)	Regular Ministry Funded	2	3		5		5
		Non-Ministry Funded					1	1
		TOTAL	2	3		5	1	6
Université de Sherbrooke	Respirology (Int.Med.)	Regular Ministry Funded	3	3		6		6
		Non-Ministry Funded						
		TOTAL	3	3		6		6
Université de Montréal	Respirology (Int.Med.)	Regular Ministry Funded	2	3		5		5
		Non-Ministry Funded						
		TOTAL	2	3		5		5
	Respirology (Ped.)	Regular Ministry Funded		1		1		1
		Non-Ministry Funded					1	1
		TOTAL		1		1	1	2
McGill University	Respirology (Int.Med.)	Regular Ministry Funded	2	3	3	8		8
		Non-Ministry Funded	1			1	1	2
		TOTAL	3	3	3	9	1	10
University of Ottawa	Respirology (Int.Med.)	Regular Ministry Funded	3	1		4		4
		Non-Ministry Funded					1	1
		TOTAL	3	1		4	1	5
Queen's University	Respirology (Int.Med.)	Regular Ministry Funded	2	2		4		4
		Non-Ministry Funded					5	5
		TOTAL	2	2		4	5	9
University of Toronto	Respirology (Int.Med.)	Regular Ministry Funded	4	6		10		10
		Non-Ministry Funded	1	3		4	21	25
		TOTAL	5	9		14	21	35
	Respirology (Ped.)	Regular Ministry Funded		1		1		1
		Non-Ministry Funded					11	11
		TOTAL		1		1	11	12
McMaster University	Respirology (Int.Med.)	Regular Ministry Funded	3	3		6		6
		Non-Ministry Funded					6	6
		TOTAL	3	3		6	6	12

Table 2
RESPIROLOGY
2021-22 Post-M.D. Trainees
(Regular Ministry Funded vs All Other Funding)
Faculty of Medicine Providing Post-M.D. Training
By
Rank

Faculty of Medicine Providing Post-M.D. Training			Residents				Fellows	Total	
			PGY-4	PGY-5	PGY-6	Sub- Total	Fellow		
University of Western Ontario	Respirology (Int.Med.)	Regular Ministry Funded	3	1		4		4	
		Non-Ministry Funded	1	1		2	5	7	
		TOTAL	4	2		6	5	11	
University of Manitoba	Respirology (Int.Med.)	Regular Ministry Funded	2	2		4		4	
		Non-Ministry Funded							
		TOTAL	2	2		4		4	
University of Saskatchewan	Respirology (Int.Med.)	Regular Ministry Funded	2	2		4		4	
		Non-Ministry Funded							
		TOTAL	2	2		4		4	
University of Alberta	Respirology (Int.Med.)	Regular Ministry Funded	4	4		8		8	
		Non-Ministry Funded							
		TOTAL	4	4		8		8	
	Respirology (Ped.)	Regular Ministry Funded							
		Non-Ministry Funded					2	2	
		TOTAL					2	2	
University of Calgary	Respirology (Int.Med.)	Regular Ministry Funded	2	3		5		5	
		Non-Ministry Funded					4	4	
		TOTAL	2	3		5	4	9	
	Respirology (Ped.)	Regular Ministry Funded	1	1		2		2	
		Non-Ministry Funded					1	1	
		TOTAL	1	1		2	1	3	
University of British Columbia	Respirology (Int.Med.)	Regular Ministry Funded	3	3	2	8		8	
		Non-Ministry Funded		1		1	4	5	
		TOTAL	3	4	2	9	4	13	
	Respirology (Ped.)	Regular Ministry Funded							
		Non-Ministry Funded					1	1	
		TOTAL					1	1	
Grand Total	Respirology (Int.Med.)	Regular Ministry Funded	39	40	5	84		84	
		Non-Ministry Funded	3	5		8	48	56	
		TOTAL	42	45	5	92	48	140	
	Respirology (Ped.)	Regular Ministry Funded	1	3		4		4	
		Non-Ministry Funded					16	16	
		TOTAL	1	3		4	16	20	
Total				43	48	5	96	64	160

Table 1
RHEUMATOLOGY
2021-22 Post-M.D. Trainees
(Canadian Citizens/Permanent Residents vs Visa Trainees)
Faculty of Medicine Providing Post-M.D. Training
By
Rank

Faculty of Medicine Providing Post-M.D. Training			Residents			Fellows	Total
			PGY-4	PGY-5	Sub-Total	Fellow	
Dalhousie University	Rheumatology (Int.Med.)	CC/PR	2	1	3		3
		Visa Trainees					
		TOTAL	2	1	3		3
Université Laval	Rheumatology (Int.Med.)	CC/PR	1	2	3		3
		Visa Trainees					
		TOTAL	1	2	3		3
Université de Sherbrooke	Rheumatology (Int.Med.)	CC/PR	3	1	4		4
		Visa Trainees					
		TOTAL	3	1	4		4
Université de Montréal	Rheumatology (Int.Med.)	CC/PR	2	4	6		6
		Visa Trainees					
		TOTAL	2	4	6		6
McGill University	Rheumatology (Int.Med.)	CC/PR	2	3	5		5
		Visa Trainees					
		TOTAL	2	3	5		5
	Rheumatology (Ped.)	CC/PR		1	1		1
		Visa Trainees					
		TOTAL		1	1		1
University of Ottawa	Rheumatology (Int.Med.)	CC/PR	1	3	4	1	5
		Visa Trainees				1	1
		TOTAL	1	3	4	2	6
Queen's University	Rheumatology (Int.Med.)	CC/PR	2	2	4		4
		Visa Trainees					
		TOTAL	2	2	4		4
University of Toronto	Rheumatology (Int.Med.)	CC/PR	4	7	11	4	15
		Visa Trainees	2	1	3	13	16
		TOTAL	6	8	14	17	31
	Rheumatology (Ped.)	CC/PR	1	1	2	3	5
		Visa Trainees				5	5
		TOTAL	1	1	2	8	10

Table 1
RHEUMATOLOGY
2021-22 Post-M.D. Trainees
(Canadian Citizens/Permanent Residents vs Visa Trainees)
Faculty of Medicine Providing Post-M.D. Training
By
Rank

Faculty of Medicine Providing Post-M.D. Training			Residents			Fellows	Total
			PGY-4	PGY-5	Sub-Total	Fellow	
McMaster University	Rheumatology (Int.Med.)	CC/PR	4	3	7	2	9
		Visa Trainees					
		TOTAL	4	3	7	2	9
University of Western Ontario	Rheumatology (Int.Med.)	CC/PR	2	2	4		4
		Visa Trainees					
		TOTAL	2	2	4		4
University of Manitoba	Rheumatology (Int.Med.)	CC/PR		2	2		2
		Visa Trainees					
		TOTAL		2	2		2
University of Saskatchewan	Rheumatology (Int.Med.)	CC/PR	1		1		1
		Visa Trainees					
		TOTAL	1		1		1
University of Alberta	Rheumatology (Int.Med.)	CC/PR	2	2	4		4
		Visa Trainees					
		TOTAL	2	2	4		4
University of Calgary	Rheumatology (Int.Med.)	CC/PR	3	2	5		5
		Visa Trainees					
		TOTAL	3	2	5		5
University of British Columbia	Rheumatology (Int.Med.)	CC/PR	3	5	8		8
		Visa Trainees				1	1
		TOTAL	3	5	8	1	9
	Rheumatology (Ped.)	CC/PR	1	1	2		2
		Visa Trainees					
		TOTAL	1	1	2		2
Grand Total	Rheumatology (Int.Med.)	CC/PR	32	39	71	7	78
		Visa Trainees	2	1	3	15	18
		TOTAL	34	40	74	22	96
	Rheumatology (Ped.)	CC/PR	2	3	5	3	8
		Visa Trainees				5	5
		TOTAL	2	3	5	8	13
Total			36	43	79	30	109

Table 2
RHEUMATOLOGY
2021-22 Post-M.D. Trainees
(Regular Ministry Funded vs All Other Funding)
Faculty of Medicine Providing Post-M.D. Training
By
Rank

Faculty of Medicine Providing Post-M.D. Training			Residents			Fellows	Total
			PGY-4	PGY-5	Sub-Total	Fellow	
Dalhousie University	Rheumatology (Int.Med.)	Regular Ministry Funded	2	1	3		3
		Non-Ministry Funded					
		TOTAL	2	1	3		3
Université Laval	Rheumatology (Int.Med.)	Regular Ministry Funded	1	2	3		3
		Non-Ministry Funded					
		TOTAL	1	2	3		3
Université de Sherbrooke	Rheumatology (Int.Med.)	Regular Ministry Funded	3	1	4		4
		Non-Ministry Funded					
		TOTAL	3	1	4		4
Université de Montréal	Rheumatology (Int.Med.)	Regular Ministry Funded	2	4	6		6
		Non-Ministry Funded					
		TOTAL	2	4	6		6
McGill University	Rheumatology (Int.Med.)	Regular Ministry Funded	2	3	5		5
		Non-Ministry Funded					
		TOTAL	2	3	5		5
	Rheumatology (Ped.)	Regular Ministry Funded		1	1		1
		Non-Ministry Funded					
		TOTAL		1	1		1
University of Ottawa	Rheumatology (Int.Med.)	Regular Ministry Funded	1	3	4		4
		Non-Ministry Funded				2	2
		TOTAL	1	3	4	2	6
Queen's University	Rheumatology (Int.Med.)	Regular Ministry Funded	2	2	4		4
		Non-Ministry Funded					
		TOTAL	2	2	4		4
University of Toronto	Rheumatology (Int.Med.)	Regular Ministry Funded	4	6	10		10
		Non-Ministry Funded	2	2	4	17	21
		TOTAL	6	8	14	17	31
	Rheumatology (Ped.)	Regular Ministry Funded	1	1	2		2
		Non-Ministry Funded				8	8
		TOTAL	1	1	2	8	10
McMaster University	Rheumatology (Int.Med.)	Regular Ministry Funded	4	3	7		7
		Non-Ministry Funded				2	2
		TOTAL	4	3	7	2	9

Table 2
RHEUMATOLOGY
2021-22 Post-M.D. Trainees
(Regular Ministry Funded vs All Other Funding)
Faculty of Medicine Providing Post-M.D. Training
By
Rank

Faculty of Medicine Providing Post-M.D. Training			Residents			Fellows	Total	
			PGY-4	PGY-5	Sub-Total	Fellow		
University of Western Ontario	Rheumatology (Int.Med.)	Regular Ministry Funded	2	2	4		4	
		Non-Ministry Funded						
		TOTAL	2	2	4		4	
University of Manitoba	Rheumatology (Int.Med.)	Regular Ministry Funded		2	2		2	
		Non-Ministry Funded						
		TOTAL		2	2		2	
University of Saskatchewan	Rheumatology (Int.Med.)	Regular Ministry Funded	1		1		1	
		Non-Ministry Funded						
		TOTAL	1		1		1	
University of Alberta	Rheumatology (Int.Med.)	Regular Ministry Funded	2	2	4		4	
		Non-Ministry Funded						
		TOTAL	2	2	4		4	
University of Calgary	Rheumatology (Int.Med.)	Regular Ministry Funded	3	2	5		5	
		Non-Ministry Funded						
		TOTAL	3	2	5		5	
University of British Columbia	Rheumatology (Int.Med.)	Regular Ministry Funded	3	5	8		8	
		Non-Ministry Funded				1	1	
		TOTAL	3	5	8	1	9	
	Rheumatology (Ped.)	Regular Ministry Funded		1	1		1	
		Non-Ministry Funded	1		1		1	
		TOTAL	1	1	2		2	
Grand Total	Rheumatology (Int.Med.)	Regular Ministry Funded	32	38	70		70	
		Non-Ministry Funded	2	2	4	22	26	
		TOTAL	34	40	74	22	96	
	Rheumatology (Ped.)	Regular Ministry Funded	1	3	4		4	
		Non-Ministry Funded	1		1	8	9	
		TOTAL	2	3	5	8	13	
Total				36	43	79	30	109

Table 1
TRANSFUSION MEDICINE
2021-22 Post-M.D. Trainees
(Canadian Citizens/Permanent Residents vs Visa Trainees)
Faculty of Medicine Providing Post-M.D. Training
By
Rank

Faculty of Medicine Providing Post-M.D. Training			Fellows	Total
			Fellow	
McMaster University	Transfusion Medicine (Anes.)	CC/PR	1	1
		Visa Trainees	2	2
		TOTAL	3	3
Grand Total	Transfusion Medicine (Anes.)	CC/PR	1	1
		Visa Trainees	2	2
		TOTAL	3	3
Total			3	3

**Table 2
TRANSFUSION MEDICINE
2021-22 Post-M.D. Trainees
(Regular Ministry Funded vs All Other Funding)
Faculty of Medicine Providing Post-M.D. Training
By
Rank**

Faculty of Medicine Providing Post-M.D. Training			Fellows	Total
			Fellow	
McMaster University	Transfusion Medicine (Anes.)	Regular Ministry Funded		
		Non-Ministry Funded	3	3
		TOTAL	3	3
Grand Total	Transfusion Medicine (Anes.)	Regular Ministry Funded		
		Non-Ministry Funded	3	3
		TOTAL	3	3
Total			3	3

Table 1
CHILD AND ADOLESCENT PSYCHIATRY
2021-22 Post-M.D. Trainees
(Canadian Citizens/Permanent Residents vs Visa Trainees)
Faculty of Medicine Providing Post-M.D. Training
By
Rank

Faculty of Medicine Providing Post-M.D. Training		Residents				Fellows	Total
		PGY-5	PGY-6	PGY-7	Sub-Total	Fellow	
Université Laval	CC/PR		2		2		2
	Visa Trainees						
	TOTAL		2		2		2
Université de Sherbrooke	CC/PR		1	1	2		2
	Visa Trainees						
	TOTAL		1	1	2		2
Université de Montréal	CC/PR		1	1	2	1	3
	Visa Trainees						
	TOTAL		1	1	2	1	3
McGill University	CC/PR	2	1		3		3
	Visa Trainees						
	TOTAL	2	1		3		3
University of Ottawa	CC/PR		2		2		2
	Visa Trainees					2	2
	TOTAL		2		2	2	4
Queen's University	CC/PR		2		2		2
	Visa Trainees					2	2
	TOTAL		2		2	2	4
University of Toronto	CC/PR	1	1		2		2
	Visa Trainees						
	TOTAL	1	1		2		2
University of Western Ontario	CC/PR		3		3		3
	Visa Trainees						
	TOTAL		3		3		3

Table 1
CHILD AND ADOLESCENT PSYCHIATRY
2021-22 Post-M.D. Trainees
(Canadian Citizens/Permanent Residents vs Visa Trainees)
Faculty of Medicine Providing Post-M.D. Training
By
Rank

Faculty of Medicine Providing Post-M.D. Training		Residents				Fellows	Total
		PGY-5	PGY-6	PGY-7	Sub-Total	Fellow	
University of Manitoba	CC/PR		3		3		3
	Visa Trainees						
	TOTAL		3		3		3
University of Saskatchewan	CC/PR		2		2		2
	Visa Trainees						
	TOTAL		2		2		2
University of Alberta	CC/PR		2		2		2
	Visa Trainees						
	TOTAL		2		2		2
University of Calgary	CC/PR	2	2		4		4
	Visa Trainees						
	TOTAL	2	2		4		4
University of British Columbia	CC/PR	3	5		8		8
	Visa Trainees						
	TOTAL	3	5		8		8
Grand Total	CC/PR	8	27	2	37	1	38
	Visa Trainees					4	4
	TOTAL	8	27	2	37	5	42

Table 2
CHILD AND ADOLESCENT PSYCHIATRY
2021-22 Post-M.D. Trainees
(Regular Ministry Funded vs All Other Funding)
Faculty of Medicine Providing Post-M.D. Training
By
Rank

Faculty of Medicine Providing Post-M.D. Training		Residents			Fellows	Total
		PGY-5	PGY-6	PGY-7	Sub-Total	Fellow
Université Laval	Regular Ministry Funded		2		2	2
	Non-Ministry Funded					
	TOTAL		2		2	2
Université de Sherbrooke	Regular Ministry Funded		1	1	2	2
	Non-Ministry Funded					
	TOTAL		1	1	2	2
Université de Montréal	Regular Ministry Funded		1	1	2	2
	Non-Ministry Funded					1
	TOTAL		1	1	2	3
McGill University	Regular Ministry Funded	2	1		3	3
	Non-Ministry Funded					
	TOTAL	2	1		3	3
University of Ottawa	Regular Ministry Funded		1		1	1
	Non-Ministry Funded		1		1	2
	TOTAL		2		2	4
Queen's University	Regular Ministry Funded		2		2	2
	Non-Ministry Funded					2
	TOTAL		2		2	4
University of Toronto	Regular Ministry Funded	1	1		2	2
	Non-Ministry Funded					
	TOTAL	1	1		2	2
University of Western Ontario	Regular Ministry Funded		3		3	3
	Non-Ministry Funded					
	TOTAL		3		3	3
University of Manitoba	Regular Ministry Funded		3		3	3
	Non-Ministry Funded					
	TOTAL		3		3	3
University of Saskatchewan	Regular Ministry Funded		2		2	2
	Non-Ministry Funded					
	TOTAL		2		2	2

Table 2
CHILD AND ADOLESCENT PSYCHIATRY
2021-22 Post-M.D. Trainees
(Regular Ministry Funded vs All Other Funding)
Faculty of Medicine Providing Post-M.D. Training
By
Rank

Faculty of Medicine Providing Post-M.D. Training		Residents			Fellows	Total	
		PGY-5	PGY-6	PGY-7	Sub-Total		Fellow
University of Alberta	Regular Ministry Funded		2		2		2
	Non-Ministry Funded						
	TOTAL		2		2		2
University of Calgary	Regular Ministry Funded	2	2		4		4
	Non-Ministry Funded						
	TOTAL	2	2		4		4
University of British Columbia	Regular Ministry Funded	3	5		8		8
	Non-Ministry Funded						
	TOTAL	3	5		8		8
Grand Total	Regular Ministry Funded	8	26	2	36		36
	Non-Ministry Funded		1		1	5	6
	TOTAL	8	27	2	37	5	42

Table 1
FORENSIC PSYCHIATRY
2021-22 Post-M.D. Trainees
(Canadian Citizens/Permanent Residents vs Visa Trainees)
Faculty of Medicine Providing Post-M.D. Training
By
Rank

Faculty of Medicine Providing Post-M.D. Training		Residents	Fellows	Total
		PGY-6	Fellow	
Université de Montréal	CC/PR	2		2
	Visa Trainees			
	TOTAL	2		2
University of Toronto	CC/PR	4		4
	Visa Trainees			
	TOTAL	4		4
McMaster University	CC/PR	1		1
	Visa Trainees		2	2
	TOTAL	1	2	3
Grand Total	CC/PR	7		7
	Visa Trainees		2	2
	TOTAL	7	2	9

Table 2
FORENSIC PSYCHIATRY
2021-22 Post-M.D. Trainees
(Regular Ministry Funded vs All Other Funding)
Faculty of Medicine Providing Post-M.D. Training
By
Rank

Faculty of Medicine Providing Post-M.D. Training		Residents	Fellows	Total
		PGY-6	Fellow	
Université de Montréal	Regular Ministry Funded	2		2
	Non-Ministry Funded			
	TOTAL	2		2
University of Toronto	Regular Ministry Funded	4		4
	Non-Ministry Funded			
	TOTAL	4		4
McMaster University	Regular Ministry Funded	1		1
	Non-Ministry Funded		2	2
	TOTAL	1	2	3
Grand Total	Regular Ministry Funded	7		7
	Non-Ministry Funded		2	2
	TOTAL	7	2	9

Table 1
GERIATRIC PSYCHIATRY
2021-22 Post-M.D. Trainees
(Canadian Citizens/Permanent Residents vs Visa Trainees)
Faculty of Medicine Providing Post-M.D. Training
By
Rank

Faculty of Medicine Providing Post-M.D. Training		Residents				Fellows	Total
		PGY-5	PGY-6	PGY-7	Sub-Total	Fellow	
Dalhousie University	CC/PR		1		1		1
	Visa Trainees						
	TOTAL		1		1		1
Université Laval	CC/PR	1			1		1
	Visa Trainees						
	TOTAL	1			1		1
Université de Montréal	CC/PR		1	1	2		2
	Visa Trainees						
	TOTAL		1	1	2		2
McGill University	CC/PR		1		1		1
	Visa Trainees						
	TOTAL		1		1		1
Queen's University	CC/PR						
	Visa Trainees					1	1
	TOTAL					1	1
University of Toronto	CC/PR	2	3		5		5
	Visa Trainees						
	TOTAL	2	3		5		5
McMaster University	CC/PR		2		2		2
	Visa Trainees						
	TOTAL		2		2		2
University of Western Ontario	CC/PR		2		2		2
	Visa Trainees						
	TOTAL		2		2		2

Table 1
GERIATRIC PSYCHIATRY
2021-22 Post-M.D. Trainees
(Canadian Citizens/Permanent Residents vs Visa Trainees)
Faculty of Medicine Providing Post-M.D. Training
By
Rank

Faculty of Medicine Providing Post-M.D. Training		Residents				Fellows	Total
		PGY-5	PGY-6	PGY-7	Sub-Total	Fellow	
University of Manitoba	CC/PR		2		2		2
	Visa Trainees						
	TOTAL		2		2		2
University of Calgary	CC/PR	1	1		2		2
	Visa Trainees						
	TOTAL	1	1		2		2
University of British Columbia	CC/PR	1	2	1	4		4
	Visa Trainees					1	1
	TOTAL	1	2	1	4	1	5
Grand Total	CC/PR	5	15	2	22		22
	Visa Trainees					2	2
	TOTAL	5	15	2	22	2	24

Table 2
GERIATRIC PSYCHIATRY
2021-22 Post-M.D. Trainees
(Regular Ministry Funded vs All Other Funding)
Faculty of Medicine Providing Post-M.D. Training
By
Rank

Faculty of Medicine Providing Post-M.D. Training		Residents			Fellows	Total	
		PGY-5	PGY-6	PGY-7	Sub-Total	Fellow	
Dalhousie University	Regular Ministry Funded		1		1		1
	Non-Ministry Funded						
	TOTAL		1		1		1
Université Laval	Regular Ministry Funded	1			1		1
	Non-Ministry Funded						
	TOTAL	1			1		1
Université de Montréal	Regular Ministry Funded		1	1	2		2
	Non-Ministry Funded						
	TOTAL		1	1	2		2
McGill University	Regular Ministry Funded		1		1		1
	Non-Ministry Funded						
	TOTAL		1		1		1
Queen's University	Regular Ministry Funded						
	Non-Ministry Funded					1	1
	TOTAL					1	1
University of Toronto	Regular Ministry Funded	2	3		5		5
	Non-Ministry Funded						
	TOTAL	2	3		5		5
McMaster University	Regular Ministry Funded		2		2		2
	Non-Ministry Funded						
	TOTAL		2		2		2
University of Western Ontario	Regular Ministry Funded		2		2		2
	Non-Ministry Funded						
	TOTAL		2		2		2
University of Manitoba	Regular Ministry Funded		2		2		2
	Non-Ministry Funded						
	TOTAL		2		2		2
University of Calgary	Regular Ministry Funded	1	1		2		2
	Non-Ministry Funded						
	TOTAL	1	1		2		2

Table 2
GERIATRIC PSYCHIATRY
2021-22 Post-M.D. Trainees
(Regular Ministry Funded vs All Other Funding)
Faculty of Medicine Providing Post-M.D. Training
By
Rank

Faculty of Medicine Providing Post-M.D. Training		Residents				Fellows	Total
		PGY-5	PGY-6	PGY-7	Sub-Total	Fellow	
University of British Columbia	Regular Ministry Funded	1	2	1	4		4
	Non-Ministry Funded					1	1
	TOTAL	1	2	1	4	1	5
Grand Total	Regular Ministry Funded	5	15	2	22		22
	Non-Ministry Funded					2	2
	TOTAL	5	15	2	22	2	24

Table 1
COLORECTAL SURGERY
2021-22 Post-M.D. Trainees
(Canadian Citizens/Permanent Residents vs Visa Trainees)
Faculty of Medicine Providing Post-M.D. Training
By
Rank

Faculty of Medicine Providing Post-M.D. Training		Residents			Fellows	Total
		PGY-6	PGY-7	Sub-Total	Fellow	
Université de Montréal	CC/PR					
	Visa Trainees				2	2
	TOTAL				2	2
McGill University	CC/PR	1	2	3		3
	Visa Trainees	1	1	2		2
	TOTAL	2	3	5		5
University of Ottawa	CC/PR	1	1	2		2
	Visa Trainees					
	TOTAL	1	1	2		2
University of Toronto	CC/PR	2	1	3		3
	Visa Trainees				2	2
	TOTAL	2	1	3	2	5
University of Manitoba	CC/PR	1	1	2		2
	Visa Trainees					
	TOTAL	1	1	2		2
University of Calgary	CC/PR	1	1	2		2
	Visa Trainees					
	TOTAL	1	1	2		2
University of British Columbia	CC/PR	1	1	2		2
	Visa Trainees					
	TOTAL	1	1	2		2
Grand Total	CC/PR	7	7	14		14
	Visa Trainees	1	1	2	4	6
	TOTAL	8	8	16	4	20

Table 2
COLORECTAL SURGERY
2021-22 Post-M.D. Trainees
(Regular Ministry Funded vs All Other Funding)
Faculty of Medicine Providing Post-M.D. Training
By
Rank

Faculty of Medicine Providing Post-M.D. Training		Residents			Fellows	Total
		PGY-6	PGY-7	Sub-Total	Fellow	
Université de Montréal	Regular Ministry Funded					
	Non-Ministry Funded				2	2
	TOTAL				2	2
McGill University	Regular Ministry Funded	1	1	2		2
	Non-Ministry Funded	1	2	3		3
	TOTAL	2	3	5		5
University of Ottawa	Regular Ministry Funded	1	1	2		2
	Non-Ministry Funded					
	TOTAL	1	1	2		2
University of Toronto	Regular Ministry Funded	2	1	3		3
	Non-Ministry Funded				2	2
	TOTAL	2	1	3	2	5
University of Manitoba	Regular Ministry Funded	1	1	2		2
	Non-Ministry Funded					
	TOTAL	1	1	2		2
University of Calgary	Regular Ministry Funded	1	1	2		2
	Non-Ministry Funded					
	TOTAL	1	1	2		2
University of British Columbia	Regular Ministry Funded	1	1	2		2
	Non-Ministry Funded					
	TOTAL	1	1	2		2
Grand Total	Regular Ministry Funded	7	6	13		13
	Non-Ministry Funded	1	2	3	4	7
	TOTAL	8	8	16	4	20

Table 1
GENERAL SURGICAL ONCOLOGY
2021-22 Post-M.D. Trainees
(Canadian Citizens/Permanent Residents vs Visa Trainees)
Faculty of Medicine Providing Post-M.D. Training
By
Rank

Faculty of Medicine Providing Post-M.D. Training		Residents			Fellows	Total
		PGY-6	PGY-7	Sub-Total	Fellow	
McGill University	CC/PR					
	Visa Trainees	2	2	4		4
	TOTAL	2	2	4		4
University of Ottawa	CC/PR	1	2	3		3
	Visa Trainees					
	TOTAL	1	2	3		3
University of Toronto	CC/PR	4	3	7	3	10
	Visa Trainees				2	2
	TOTAL	4	3	7	5	12
University of Calgary	CC/PR	1	1	2	3	5
	Visa Trainees					
	TOTAL	1	1	2	3	5
University of British Columbia	CC/PR	1	1	2		2
	Visa Trainees					
	TOTAL	1	1	2		2
Grand Total	CC/PR	7	7	14	6	20
	Visa Trainees	2	2	4	2	6
	TOTAL	9	9	18	8	26

Table 2
GENERAL SURGICAL ONCOLOGY
2021-22 Post-M.D. Trainees
(Regular Ministry Funded vs All Other Funding)
Faculty of Medicine Providing Post-M.D. Training
By
Rank

Faculty of Medicine Providing Post-M.D. Training		Residents			Fellows	Total
		PGY-6	PGY-7	Sub-Total	Fellow	
McGill University	Regular Ministry Funded					
	Non-Ministry Funded	2	2	4		4
	TOTAL	2	2	4		4
University of Ottawa	Regular Ministry Funded	1	2	3		3
	Non-Ministry Funded					
	TOTAL	1	2	3		3
University of Toronto	Regular Ministry Funded	4	3	7		7
	Non-Ministry Funded				5	5
	TOTAL	4	3	7	5	12
University of Calgary	Regular Ministry Funded	1	1	2		2
	Non-Ministry Funded				3	3
	TOTAL	1	1	2	3	5
University of British Columbia	Regular Ministry Funded	1	1	2		2
	Non-Ministry Funded					
	TOTAL	1	1	2		2
Grand Total	Regular Ministry Funded	7	7	14		14
	Non-Ministry Funded	2	2	4	8	12
	TOTAL	9	9	18	8	26

Table 1
PEDIATRIC SURGERY
2021-22 Post-M.D. Trainees
(Canadian Citizens/Permanent Residents vs Visa Trainees)
Faculty of Medicine Providing Post-M.D. Training
By
Rank

Faculty of Medicine Providing Post-M.D. Training		Residents			Fellows	Total
		PGY-6	PGY-7	Sub-Total	Fellow	
Dalhousie University	CC/PR		1	1		1
	Visa Trainees					
	TOTAL		1	1		1
Université de Montréal	CC/PR	1		1		1
	Visa Trainees				3	3
	TOTAL	1		1	3	4
McGill University	CC/PR	1	2	3		3
	Visa Trainees					
	TOTAL	1	2	3		3
University of Ottawa	CC/PR	1		1		1
	Visa Trainees				1	1
	TOTAL	1		1	1	2
University of Toronto	CC/PR	2		2	1	3
	Visa Trainees		1	1	2	3
	TOTAL	2	1	3	3	6
McMaster University	CC/PR	1		1	1	2
	Visa Trainees				2	2
	TOTAL	1		1	3	4
University of Manitoba	CC/PR				1	1
	Visa Trainees					
	TOTAL				1	1

Table 1
PEDIATRIC SURGERY
2021-22 Post-M.D. Trainees
(Canadian Citizens/Permanent Residents vs Visa Trainees)
Faculty of Medicine Providing Post-M.D. Training
By
Rank

Faculty of Medicine Providing Post-M.D. Training		Residents			Fellows	Total
		PGY-6	PGY-7	Sub-Total	Fellow	
University of Calgary	CC/PR					
	Visa Trainees	1	1	2		2
	TOTAL	1	1	2		2
University of British Columbia	CC/PR	1	1	2		2
	Visa Trainees				1	1
	TOTAL	1	1	2	1	3
Grand Total	CC/PR	7	4	11	3	14
	Visa Trainees	1	2	3	9	12
	TOTAL	8	6	14	12	26

Table 2
PEDIATRIC SURGERY
2021-22 Post-M.D. Trainees
(Regular Ministry Funded vs All Other Funding)
Faculty of Medicine Providing Post-M.D. Training
By
Rank

Faculty of Medicine Providing Post-M.D. Training		Residents			Fellows	Total
		PGY-6	PGY-7	Sub-Total	Fellow	
Dalhousie University	Regular Ministry Funded		1	1		1
	Non-Ministry Funded					
	TOTAL		1	1		1
Université de Montréal	Regular Ministry Funded	1		1		1
	Non-Ministry Funded				3	3
	TOTAL	1		1	3	4
McGill University	Regular Ministry Funded	1	1	2		2
	Non-Ministry Funded		1	1		1
	TOTAL	1	2	3		3
University of Ottawa	Regular Ministry Funded	1		1		1
	Non-Ministry Funded				1	1
	TOTAL	1		1	1	2
University of Toronto	Regular Ministry Funded	2	1	3		3
	Non-Ministry Funded				3	3
	TOTAL	2	1	3	3	6
McMaster University	Regular Ministry Funded	1		1		1
	Non-Ministry Funded				3	3
	TOTAL	1		1	3	4
University of Manitoba	Regular Ministry Funded				1	1
	Non-Ministry Funded					
	TOTAL				1	1
University of Calgary	Regular Ministry Funded					
	Non-Ministry Funded	1	1	2		2
	TOTAL	1	1	2		2
University of British Columbia	Regular Ministry Funded		1	1		1
	Non-Ministry Funded	1		1	1	2
	TOTAL	1	1	2	1	3
Grand Total	Regular Ministry Funded	6	4	10	1	11
	Non-Ministry Funded	2	2	4	11	15
	TOTAL	8	6	14	12	26

Table 1
THORACIC SURGERY
2021-22 Post-M.D. Trainees
(Canadian Citizens/Permanent Residents vs Visa Trainees)
Faculty of Medicine Providing Post-M.D. Training
By
Rank

Faculty of Medicine Providing Post-M.D. Training		Residents			Fellows	Total
		PGY-6	PGY-7	Sub-Total	Fellow	
Université Laval	CC/PR					
	Visa Trainees				1	1
	TOTAL				1	1
Université de Montréal	CC/PR				1	1
	Visa Trainees				1	1
	TOTAL				2	2
University of Ottawa	CC/PR	1	1	2		2
	Visa Trainees	1		1		1
	TOTAL	2	1	3		3
University of Toronto	CC/PR	2		2	2	4
	Visa Trainees				11	11
	TOTAL	2		2	13	15
McMaster University	CC/PR	2		2		2
	Visa Trainees		1	1	1	2
	TOTAL	2	1	3	1	4
University of Western Ontario	CC/PR	1		1		1
	Visa Trainees				2	2
	TOTAL	1		1	2	3
University of Calgary	CC/PR		1	1		1
	Visa Trainees					
	TOTAL		1	1		1

Table 1
THORACIC SURGERY
2021-22 Post-M.D. Trainees
(Canadian Citizens/Permanent Residents vs Visa Trainees)
Faculty of Medicine Providing Post-M.D. Training
By
Rank

Faculty of Medicine Providing Post-M.D. Training		Residents			Fellows	Total
		PGY-6	PGY-7	Sub-Total	Fellow	
University of British Columbia	CC/PR	1		1		1
	Visa Trainees					
	TOTAL	1		1		1
Grand Total	CC/PR	7	2	9	3	12
	Visa Trainees	1	1	2	16	18
	TOTAL	8	3	11	19	30

Table 2
THORACIC SURGERY
2021-22 Post-M.D. Trainees
(Regular Ministry Funded vs All Other Funding)
Faculty of Medicine Providing Post-M.D. Training
By
Rank

Faculty of Medicine Providing Post-M.D. Training		Residents			Fellows	Total
		PGY-6	PGY-7	Sub-Total	Fellow	
Université Laval	Regular Ministry Funded					
	Non-Ministry Funded				1	1
	TOTAL				1	1
Université de Montréal	Regular Ministry Funded					
	Non-Ministry Funded				2	2
	TOTAL				2	2
University of Ottawa	Regular Ministry Funded	1	1	2		2
	Non-Ministry Funded	1		1		1
	TOTAL	2	1	3		3
University of Toronto	Regular Ministry Funded	2		2		2
	Non-Ministry Funded				13	13
	TOTAL	2		2	13	15
McMaster University	Regular Ministry Funded	2		2		2
	Non-Ministry Funded		1	1	1	2
	TOTAL	2	1	3	1	4
University of Western Ontario	Regular Ministry Funded	1		1		1
	Non-Ministry Funded				2	2
	TOTAL	1		1	2	3
University of Calgary	Regular Ministry Funded		1	1		1
	Non-Ministry Funded					
	TOTAL		1	1		1
University of British Columbia	Regular Ministry Funded	1		1		1
	Non-Ministry Funded					
	TOTAL	1		1		1
Grand Total	Regular Ministry Funded	7	2	9		9
	Non-Ministry Funded	1	1	2	19	21
	TOTAL	8	3	11	19	30

Table 1
GYNECOLOGIC ONCOLOGY
2021-22 Post-M.D. Trainees
(Canadian Citizens/Permanent Residents vs Visa Trainees)
Faculty of Medicine Providing Post-M.D. Training
By
Rank

Faculty of Medicine Providing Post-M.D. Training		Residents			Fellows	Total
		PGY-6	PGY-7	Sub-Total	Fellow	
Université Laval	CC/PR	1	1	2		2
	Visa Trainees				1	1
	TOTAL	1	1	2	1	3
Université de Montréal	CC/PR		1	1		1
	Visa Trainees				1	1
	TOTAL		1	1	1	2
McGill University	CC/PR		1	1		1
	Visa Trainees	2	2	4		4
	TOTAL	2	3	5		5
University of Ottawa	CC/PR	1	1	2		2
	Visa Trainees					
	TOTAL	1	1	2		2
University of Toronto	CC/PR	2	2	4	2	6
	Visa Trainees				2	2
	TOTAL	2	2	4	4	8
McMaster University	CC/PR		1	1		1
	Visa Trainees					
	TOTAL		1	1		1
University of Manitoba	CC/PR	1	1	2		2
	Visa Trainees	1		1		1
	TOTAL	2	1	3		3

Table 1
GYNECOLOGIC ONCOLOGY
2021-22 Post-M.D. Trainees
(Canadian Citizens/Permanent Residents vs Visa Trainees)
Faculty of Medicine Providing Post-M.D. Training
By
Rank

Faculty of Medicine Providing Post-M.D. Training		Residents			Fellows	Total
		PGY-6	PGY-7	Sub-Total	Fellow	
University of Calgary	CC/PR	4	2	6	1	7
	Visa Trainees	3		3	1	4
	TOTAL	7	2	9	2	11
University of British Columbia	CC/PR	1	1	2		2
	Visa Trainees					
	TOTAL	1	1	2		2
Grand Total	CC/PR	10	11	21	3	24
	Visa Trainees	6	2	8	5	13
	TOTAL	16	13	29	8	37

Table 2
GYNECOLOGIC ONCOLOGY
2021-22 Post-M.D. Trainees
(Regular Ministry Funded vs All Other Funding)
Faculty of Medicine Providing Post-M.D. Training
By
Rank

Faculty of Medicine Providing Post-M.D. Training		Residents			Fellows	Total
		PGY-6	PGY-7	Sub-Total	Fellow	
Université Laval	Regular Ministry Funded	1	1	2		2
	Non-Ministry Funded				1	1
	TOTAL	1	1	2	1	3
Université de Montréal	Regular Ministry Funded		1	1		1
	Non-Ministry Funded				1	1
	TOTAL		1	1	1	2
McGill University	Regular Ministry Funded					
	Non-Ministry Funded	2	3	5		5
	TOTAL	2	3	5		5
University of Ottawa	Regular Ministry Funded	1	1	2		2
	Non-Ministry Funded					
	TOTAL	1	1	2		2
University of Toronto	Regular Ministry Funded	2	2	4		4
	Non-Ministry Funded				4	4
	TOTAL	2	2	4	4	8
McMaster University	Regular Ministry Funded		1	1		1
	Non-Ministry Funded					
	TOTAL		1	1		1
University of Manitoba	Regular Ministry Funded	1	1	2		2
	Non-Ministry Funded	1		1		1
	TOTAL	2	1	3		3
University of Calgary	Regular Ministry Funded	3	2	5		5
	Non-Ministry Funded	4		4	2	6
	TOTAL	7	2	9	2	11
University of British Columbia	Regular Ministry Funded	1	1	2		2
	Non-Ministry Funded					
	TOTAL	1	1	2		2
Grand Total	Regular Ministry Funded	9	10	19		19
	Non-Ministry Funded	7	3	10	8	18
	TOTAL	16	13	29	8	37

Table 1
GYNECOLOGIC REPRODUCTIVE ENDOCRINOLOGY AND INFERTILITY
2021-22 Post-M.D. Trainees
(Canadian Citizens/Permanent Residents vs Visa Trainees)
Faculty of Medicine Providing Post-M.D. Training
By Rank

Faculty of Medicine Providing Post-M.D. Training		Residents			Fellows	Total
		PGY-6	PGY-7	Sub-Total	Fellow	
Université de Montréal	CC/PR					
	Visa Trainees				2	2
	TOTAL				2	2
McGill University	CC/PR	3	3	6		6
	Visa Trainees	1	3	4		4
	TOTAL	4	6	10		10
University of Ottawa	CC/PR	1	1	2		2
	Visa Trainees					
	TOTAL	1	1	2		2
University of Toronto	CC/PR		2	2		2
	Visa Trainees				1	1
	TOTAL		2	2	1	3
McMaster University	CC/PR	2		2		2
	Visa Trainees					
	TOTAL	2		2		2
University of Western Ontario	CC/PR	1	1	2		2
	Visa Trainees	1	1	2		2
	TOTAL	2	2	4		4
Grand Total	CC/PR	7	7	14		14
	Visa Trainees	2	4	6	3	9
	TOTAL	9	11	20	3	23

Table 2
GYNECOLOGIC REPRODUCTIVE ENDOCRINOLOGY AND INFERTILITY
2021-22 Post-M.D. Trainees
(Regular Ministry Funded vs All Other Funding)
Faculty of Medicine Providing Post-M.D. Training
By
Rank

Faculty of Medicine Providing Post-M.D. Training		Residents			Fellows	Total
		PGY-6	PGY-7	Sub-Total	Fellow	
Université de Montréal	Regular Ministry Funded					
	Non-Ministry Funded				2	2
	TOTAL				2	2
McGill University	Regular Ministry Funded	1	2	3		3
	Non-Ministry Funded	3	4	7		7
	TOTAL	4	6	10		10
University of Ottawa	Regular Ministry Funded	1	1	2		2
	Non-Ministry Funded					
	TOTAL	1	1	2		2
University of Toronto	Regular Ministry Funded		1	1		1
	Non-Ministry Funded		1	1	1	2
	TOTAL		2	2	1	3
McMaster University	Regular Ministry Funded	2		2		2
	Non-Ministry Funded					
	TOTAL	2		2		2
University of Western Ontario	Regular Ministry Funded	1	1	2		2
	Non-Ministry Funded	1	1	2		2
	TOTAL	2	2	4		4
Grand Total	Regular Ministry Funded	5	5	10		10
	Non-Ministry Funded	4	6	10	3	13
	TOTAL	9	11	20	3	23

Table 1
MATERNAL-FETAL MEDICINE
2021-22 Post-M.D. Trainees
(Canadian Citizens/Permanent Residents vs Visa Trainees)
Faculty of Medicine Providing Post-M.D. Training
By
Rank

Faculty of Medicine Providing Post-M.D. Training		Residents			Fellows	Total
		PGY-6	PGY-7	Sub-Total	Fellow	
Dalhousie University	CC/PR					
	Visa Trainees		1	1		1
	TOTAL		1	1		1
Université de Montréal	CC/PR	1		1		1
	Visa Trainees				2	2
	TOTAL	1		1	2	3
McGill University	CC/PR					
	Visa Trainees	2	1	3	1	4
	TOTAL	2	1	3	1	4
University of Ottawa	CC/PR	1	1	2		2
	Visa Trainees				8	8
	TOTAL	1	1	2	8	10
University of Toronto	CC/PR	2		2	2	4
	Visa Trainees				9	9
	TOTAL	2		2	11	13
McMaster University	CC/PR		1	1		1
	Visa Trainees				1	1
	TOTAL		1	1	1	2
University of Western Ontario	CC/PR					
	Visa Trainees				2	2
	TOTAL				2	2

Table 1
MATERNAL-FETAL MEDICINE
2021-22 Post-M.D. Trainees
(Canadian Citizens/Permanent Residents vs Visa Trainees)
Faculty of Medicine Providing Post-M.D. Training
By
Rank

Faculty of Medicine Providing Post-M.D. Training		Residents			Fellows	Total
		PGY-6	PGY-7	Sub-Total	Fellow	
University of Manitoba	CC/PR		1	1		1
	Visa Trainees				1	1
	TOTAL		1	1	1	2
University of Calgary	CC/PR	2	1	3		3
	Visa Trainees					
	TOTAL	2	1	3		3
University of British Columbia	CC/PR	2		2		2
	Visa Trainees					
	TOTAL	2		2		2
Grand Total	CC/PR	8	4	12	2	14
	Visa Trainees	2	2	4	24	28
	TOTAL	10	6	16	26	42

Table 2
MATERNAL-FETAL MEDICINE
2021-22 Post-M.D. Trainees
(Regular Ministry Funded vs All Other Funding)
Faculty of Medicine Providing Post-M.D. Training
By
Rank

Faculty of Medicine Providing Post-M.D. Training		Residents			Fellows	Total
		PGY-6	PGY-7	Sub-Total	Fellow	
Dalhousie University	Regular Ministry Funded					
	Non-Ministry Funded		1	1		1
	TOTAL		1	1		1
Université de Montréal	Regular Ministry Funded	1		1		1
	Non-Ministry Funded				2	2
	TOTAL	1		1	2	3
McGill University	Regular Ministry Funded					
	Non-Ministry Funded	2	1	3	1	4
	TOTAL	2	1	3	1	4
University of Ottawa	Regular Ministry Funded	1	1	2		2
	Non-Ministry Funded				8	8
	TOTAL	1	1	2	8	10
University of Toronto	Regular Ministry Funded	2		2		2
	Non-Ministry Funded				11	11
	TOTAL	2		2	11	13
McMaster University	Regular Ministry Funded		1	1		1
	Non-Ministry Funded				1	1
	TOTAL		1	1	1	2
University of Western Ontario	Regular Ministry Funded					
	Non-Ministry Funded				2	2
	TOTAL				2	2
University of Manitoba	Regular Ministry Funded		1	1		1
	Non-Ministry Funded				1	1
	TOTAL		1	1	1	2
University of Calgary	Regular Ministry Funded	2	1	3		3
	Non-Ministry Funded					
	TOTAL	2	1	3		3

Table 2
MATERNAL-FETAL MEDICINE
2021-22 Post-M.D. Trainees
(Regular Ministry Funded vs All Other Funding)
Faculty of Medicine Providing Post-M.D. Training
By
Rank

Faculty of Medicine Providing Post-M.D. Training		Residents			Fellows	Total
		PGY-6	PGY-7	Sub-Total	Fellow	
University of British Columbia	Regular Ministry Funded	2		2		2
	Non-Ministry Funded					
	TOTAL	2		2		2
Grand Total	Regular Ministry Funded	8	4	12		12
	Non-Ministry Funded	2	2	4	26	30
	TOTAL	10	6	16	26	42

Table 1
AREAS OF FOCUSED COMPETENCE
2021-22 Post-M.D. Trainees
(Canadian Citizens/Permanent Residents vs Visa Trainees)
AFC Programs at each Faculty of Medicine
By
Legal Status in Canada

AFC Programs at each Faculty of Medicine		Legal Status in Canada		
		CC/PR	Visa Trainees	Total
Dalhousie University	Adult Interventional Cardiology (AFC)		3	3
	TOTAL		3	3
Université de Montréal	Adult Cardiac Electrophysiology (AFC)		6	6
	Adult Echocardiography (AFC)		1	1
	Adult Hepatology (AFC)		1	1
	Adult Interventional Cardiology (AFC)		7	7
	TOTAL		15	15
University of Ottawa	Adult Cardiac Electrophysiology (AFC)	2	2	4
	Adult Echocardiography (AFC)	3	1	4
	Adult Interventional Cardiology (AFC)	4	2	6
	Adult Thrombosis Medicine (AFC)	1	1	2
	Solid Organ Transplantation (AFC)		1	1
	TOTAL	10	7	17
Queen's University	Adult Cardiac Electrophysiology (AFC)		2	2
	TOTAL		2	2
University of Toronto	Addiction Medicine (AFC)	2		2
	Adult Cardiac Electrophysiology (AFC)	1	3	4
	Adult Interventional Cardiology (AFC)	3	4	7
	Child Maltreatment Pediatrics (AFC)	2	1	3
	Transfusion Medicine (AFC)	2		2
	Trauma General Surgery (AFC)	3		3
	TOTAL	13	8	21
University of Western Ontario	Adult Cardiac Electrophysiology (AFC)	1	1	2
	Adult Hepatology (AFC)	3	1	4
	Adult Interventional Cardiology (AFC)		1	1
	Solid Organ Transplantation (AFC)	2	2	4
	TOTAL	6	5	11
University of Manitoba	Adult Interventional Cardiology (AFC)	2		2
	TOTAL	2		2

Table 1
AREAS OF FOCUSED COMPETENCE
2021-22 Post-M.D. Trainees
(Canadian Citizens/Permanent Residents vs Visa Trainees)
AFC Programs at each Faculty of Medicine
By
Legal Status in Canada

AFC Programs at each Faculty of Medicine		Legal Status in Canada		
		CC/PR	Visa Trainees	Total
University of Alberta	Adult Echocardiography (AFC)	1		1
	Adult Interventional Cardiology (AFC)	2	3	5
	TOTAL	3	3	6
University of British Columbia	Addiction Medicine (AFC)	3		3
	Adult Cardiac Electrophysiology (AFC)		3	3
	Adult Echocardiography (AFC)	2	2	4
	Adult Hepatology (AFC)		1	1
	Adult Interventional Cardiology (AFC)		2	2
	Adult Thrombosis Medicine (AFC)	1		1
	Advanced Heart Failure and Cardiac Transplantation (AFC)		2	2
	Child Maltreatment Pediatrics (AFC)	1		1
	Trauma General Surgery (AFC)	2	1	3
	TOTAL	9	11	20
Total	Addiction Medicine (AFC)	5		5
	Adult Cardiac Electrophysiology (AFC)	4	17	21
	Adult Echocardiography (AFC)	6	4	10
	Adult Hepatology (AFC)	3	3	6
	Adult Interventional Cardiology (AFC)	11	22	33
	Adult Thrombosis Medicine (AFC)	2	1	3
	Advanced Heart Failure and Cardiac Transplantation (AFC)		2	2
	Child Maltreatment Pediatrics (AFC)	3	1	4
	Solid Organ Transplantation (AFC)	2	3	5
	Transfusion Medicine (AFC)	2		2
	Trauma General Surgery (AFC)	5	1	6
	TOTAL	43	54	97

Table 2
AREAS OF FOCUSED COMPETENCE
2021-22 Post-M.D. Trainees
(Regular Ministry Funded vs All Other Funding)
AFC Programs at each Faculty of Medicine
By
Source of funding

AFC Programs at each Faculty of Medicine		Source of Funding		
		Regular Ministry Funded	Non-Ministry Funded	Total
Dalhousie University	Adult Interventional Cardiology (AFC)		3	3
	TOTAL		3	3
Université de Montréal	Adult Cardiac Electrophysiology (AFC)		6	6
	Adult Echocardiography (AFC)		1	1
	Adult Hepatology (AFC)		1	1
	Adult Interventional Cardiology (AFC)		7	7
	TOTAL		15	15
University of Ottawa	Adult Cardiac Electrophysiology (AFC)		4	4
	Adult Echocardiography (AFC)		4	4
	Adult Interventional Cardiology (AFC)		6	6
	Adult Thrombosis Medicine (AFC)		2	2
	Solid Organ Transplantation (AFC)		1	1
	TOTAL		17	17
Queen's University	Adult Cardiac Electrophysiology (AFC)		2	2
	TOTAL		2	2
University of Toronto	Addiction Medicine (AFC)		2	2
	Adult Cardiac Electrophysiology (AFC)		4	4
	Adult Interventional Cardiology (AFC)		7	7
	Child Maltreatment Pediatrics (AFC)		3	3
	Transfusion Medicine (AFC)		2	2
	Trauma General Surgery (AFC)		3	3
	TOTAL		21	21
University of Western Ontario	Adult Cardiac Electrophysiology (AFC)		2	2
	Adult Hepatology (AFC)		4	4
	Adult Interventional Cardiology (AFC)		1	1
	Solid Organ Transplantation (AFC)		4	4
	TOTAL		11	11

Table 2
AREAS OF FOCUSED COMPETENCE
2021-22 Post-M.D. Trainees
(Regular Ministry Funded vs All Other Funding)
AFC Programs at each Faculty of Medicine
By
Source of funding

AFC Programs at each Faculty of Medicine		Source of Funding		
		Regular Ministry Funded	Non-Ministry Funded	Total
University of Manitoba	Adult Interventional Cardiology (AFC)		2	2
	TOTAL		2	2
University of Alberta	Adult Echocardiography (AFC)		1	1
	Adult Interventional Cardiology (AFC)		5	5
	TOTAL		6	6
University of British Columbia	Addiction Medicine (AFC)		3	3
	Adult Cardiac Electrophysiology (AFC)		3	3
	Adult Echocardiography (AFC)		4	4
	Adult Hepatology (AFC)		1	1
	Adult Interventional Cardiology (AFC)		2	2
	Adult Thrombosis Medicine (AFC)		1	1
	Advanced Heart Failure and Cardiac Transplantation (AFC)		2	2
	Child Maltreatment Pediatrics (AFC)		1	1
	Trauma General Surgery (AFC)		3	3
	TOTAL		20	20
	Total	Addiction Medicine (AFC)		5
Adult Cardiac Electrophysiology (AFC)			21	21
Adult Echocardiography (AFC)			10	10
Adult Hepatology (AFC)			6	6
Adult Interventional Cardiology (AFC)			33	33
Adult Thrombosis Medicine (AFC)			3	3
Advanced Heart Failure and Cardiac Transplantation (AFC)			2	2
Child Maltreatment Pediatrics (AFC)			4	4
Solid Organ Transplantation (AFC)			5	5
Transfusion Medicine (AFC)			2	2
Trauma General Surgery (AFC)			6	6
TOTAL			97	97

Table 3-A
SUMMARY TABLE 2012-13 - 2021-22
NUMBER OF CANADIAN CITIZENS/PERMANENT RESIDENTS IN ALL TRAINING FIELDS
FIELD OF POST-M.D. TRAINING
BY
POST-M.D. TRAINING YEAR

Field of Post-M.D. Training	Post-M.D. Training Year									
	2012	2013	2014	2015	2016	2017	2018	2019	2020	2021
Family Medicine	2748	2901	3030	3126	3189	3190	3194	3212	3274	3213
Emergency Medicine (CFPC)	139	133	137	135	126	113	134	137	143	132
Care of the Elderly (CFPC)	17	18	21	24	22	16	22	23	29	25
Enhanced Skills: Other Fam. Med. Training including CACs	120	144	123	142	169	195	190	186	180	210
FAMILY MEDICINE SUBTOTAL	3024	3196	3311	3427	3506	3514	3540	3558	3626	3580
Anesthesiology	702	704	709	689	708	693	668	664	676	703
Critical Care (Anes.)	14	14	12	12	8	8	8	8	11	10
Pain Medicine (Anes.)	1		1	5	5	11	9	13	7	13
Transfusion Medicine (Anes.)									2	1
Public Health and Preventive Medicine	124	138	138	140	151	137	128	134	145	131
Dermatology	140	151	155	163	178	177	166	167	173	172
Diagnostic Radiology	539	536	541	531	533	528	519	520	495	508
Interventional Radiology					2		3	4	7	4
Neuroradiology	6	10	10	12	8	13	14	11	15	15
Pediatric Radiology	5	7	6	6	4	6	9	6	6	9
Emergency Medicine (Royal College)	335	350	360	382	377	390	390	388	393	398
Critical Care (Emergency Med.)	8	10	11	15	10	7	10	18	10	9
Pediatric Emergency Medicine	1	3	6	3	3	2	2	5	3	4
Internal Medicine	1425	1459	1499	1544	1581	1634	1645	1644	1672	1668
Cardiology (Int.Med.)	247	256	248	247	243	243	231	253	258	261
Clinical Immunology and Allergy (Int.Med.)	18	15	19	23	19	21	25	25	24	25
Clinical Pharmacology and Toxicology (Int.Med.)	6	5	8	8	8	6	7	7	6	7
Critical Care (Int.Med.)	62	56	69	73	76	68	69	74	80	90
Endocrinology and Metabolism (Int.Med.)	55	62	71	65	63	67	69	67	65	68
Gastroenterology (Int.Med.)	115	108	98	101	101	100	91	100	102	110
General Internal Medicine	111	137	167	194	199	197	199	212	224	240
Geriatric Medicine (Int.Med.)	26	40	45	53	59	62	72	65	63	76
Hematology (Int.Med.)	90	78	78	89	97	98	99	102	89	101
Infectious Diseases (Int.Med.)	34	44	46	48	45	54	53	48	48	48
Medical Oncology (Int.Med.)	84	107	106	105	102	111	119	99	103	114
Nephrology (Int.Med.)	68	61	74	77	89	86	80	85	84	97
Occupational Medicine (Int.Med.)	1	3	4		3	4	3	1	1	3
Respirology (Int.Med.)	89	108	99	104	110	105	106	116	106	111
Rheumatology (Int.Med.)	59	57	63	65	70	81	75	88	80	78
Transfusion Medicine (Int.Med.)	4	2	3	4	2	2				
Medical Genetics and Genomics	36	39	37	39	45	44	44	47	44	49
Neurology	280	281	280	278	285	295	297	302	314	326
Neurology (Pediatrics)	61	65	61	54	55	47	57	58	57	53
Nuclear Medicine	52	48	47	45	50	53	50	53	57	52

Table 3-A
SUMMARY TABLE 2012-13 - 2021-22
NUMBER OF CANADIAN CITIZENS/PERMANENT RESIDENTS IN ALL TRAINING FIELDS
FIELD OF POST-M.D. TRAINING
BY
POST-M.D. TRAINING YEAR

Field of Post-M.D. Training	Post-M.D. Training Year									
	2012	2013	2014	2015	2016	2017	2018	2019	2020	2021
Palliative Medicine	16	31	27	30	6	9	10	13	16	14
Pediatrics	609	621	619	625	615	624	605	597	590	590
Adolescent Medicine (Ped.)	6	7	8	7	5	8	8	9	8	11
Cardiology (Ped.)	21	23	17	16	19	19	22	23	19	20
Clinical Immunology and Allergy (Ped.)	19	13	11	12	15	16	18	16	12	9
Clinical Pharmacology and Toxicology (Ped.)			2	1	1	1		1		
Critical Care (Ped.)	17	17	13	12	22	21	29	24	25	30
Endocrinology and Metabolism (Ped.)	14	16	19	18	18	17	16	18	23	17
Gastroenterology (Ped.)	16	16	16	19	16	11	11	15	15	14
Developmental Pediatrics (Ped.)	13	17	22	18	16	13	10	16	14	12
Pediatric Emergency Medicine (Ped.)	29	34	42	39	41	37	39	33	40	41
Hematology/Oncology (Ped.)	35	36	36	39	38	38	39	49	45	37
Infectious Diseases (Ped.)	14	17	17	17	12	10	10	7	11	13
Neonatal-Perinatal Medicine (Ped.)	51	56	61	56	62	56	55	58	56	40
Nephrology (Ped.)	2	4	3	2	6	7	11	11	13	15
Respirology (Ped.)	6	10	11	17	12	11	12	13	8	9
Rheumatology (Ped.)	8	7	5	4	6	6	10	11	10	8
Physical Medicine and Rehabilitation	131	138	148	145	152	152	159	153	153	166
Psychiatry	846	889	902	938	965	1004	1039	1061	1064	1072
Child and Adolescent Psychiatry	5	9	25	36	25	35	50	49	39	38
Clinical Pharmacology and Toxicology (Psych.)		1								
Forensic Psychiatry	6		4	7	6	9	5	12	6	7
Geriatric Psychiatry	5	8	11	13	13	19	24	21	29	22
Radiation Oncology	146	134	132	128	130	124	122	118	133	128
MEDICAL SPECIALTIES SUBTOTAL	6813	7058	7222	7373	7490	7597	7621	7712	7749	7867
Laboratory Medicine (Undifferentiated)	3	2								
Anatomical Pathology	237	247	261	253	258	246	246	236	235	237
Forensic Pathology (Anat. Path.)	2	3	3	4	1	3	1	3	4	3
General Pathology	35	38	43	41	36	44	46	44	41	43
Forensic Pathology (Gen. Path.)					1		1			1
Hematological Pathology	23	27	23	25	23	19	18	15	18	18
Transfusion Medicine (Hem. Path.)	1									
Medical Biochemistry	24	22	17	13	8	7	3	4	3	4
Medical Microbiology	61	58	67	67	69	57	50	48	45	41
Neuropathology	10	10	9	10	11	10	11	8	9	10
LAB MEDICINE SPECIALTIES SUBTOTAL	396	407	423	413	407	386	376	358	355	357
Cardiac Surgery	58	60	61	65	73	73	74	73	73	78
Critical Care (Cardiac Surg.)		1						1	1	1
General Surgery	624	621	615	608	579	565	526	521	511	493
Colorectal Surgery	5	7	11	12	16	16	15	14	12	14

Table 3-A
SUMMARY TABLE 2012-13 - 2021-22
NUMBER OF CANADIAN CITIZENS/PERMANENT RESIDENTS IN ALL TRAINING FIELDS
FIELD OF POST-M.D. TRAINING
BY
POST-M.D. TRAINING YEAR

Field of Post-M.D. Training	Post-M.D. Training Year									
	2012	2013	2014	2015	2016	2017	2018	2019	2020	2021
Critical Care (General Surgery)	11	12	11	7	5	6	6	10	8	4
General Surgical Oncology	14	14	10	9	11	13	19	17	15	20
Pediatric Surgery	10	9	6	6	9	10	10	11	12	14
Thoracic Surgery	8	8	13	17	19	18	17	18	17	12
Vascular Surgery	34	47	53	61	61	64	61	64	61	57
Neurosurgery	129	136	135	128	126	123	131	131	136	139
Obstetrics/Gynecology	535	540	543	550	531	511	498	485	473	485
Gynecologic Oncology	14	15	15	17	14	18	22	23	24	24
Gynecologic.Rep.Endocrin./Infertility	15	15	17	16	13	16	14	15	19	14
Maternal-Fetal Medicine	13	20	21	16	22	24	23	26	24	14
Ophthalmology	215	209	222	220	223	229	226	225	219	216
Otolaryngology - Head and Neck Surgery	170	170	172	166	167	168	162	155	156	155
Orthopedic Surgery	516	481	477	453	418	409	376	363	370	336
Plastic Surgery	163	164	158	154	149	152	149	154	143	155
Urology	184	189	189	191	194	197	193	191	198	188
SURGICAL SPECIALTIES SUBTOTAL	2718	2718	2729	2696	2630	2612	2522	2497	2472	2419
Addiction Medicine (AFC)							5	6	5	5
Adult Cardiac Electrophysiology (AFC)					2	7	6	6	4	4
Adult Echocardiography (AFC)					4	3	8	7	4	6
Adult Hepatology (AFC)							1	1		3
Adult Interventional Cardiology (AFC)					3	6	8	12	9	11
Adult Thrombosis Medicine (AFC)								3	2	2
Advanced Heart Failure and Cardiac Transplantation (AFC)							1			
Child Maltreatment Pediatrics (AFC)										3
Clinician Educator (AFC)							2			
Cytopathology (AFC)						2	1	1	1	
Solid Organ Transplantation (AFC)							1	1	1	2
Transfusion Medicine (AFC)					3	1	1	5	2	2
Trauma General Surgery (AFC)							2	3		5
AREAS OF FOCUSED COMPETENCE SUBTOTAL					12	19	36	45	28	43
Total	12951	13379	13685	13909	14045	14128	14095	14170	14230	14266

**Table 3-B
SUMMARY TABLE 2012-13 - 2021-22
NUMBER OF VISA TRAINEES IN ALL TRAINING FIELDS
FIELD OF POST-M.D. TRAINING
BY
POST-M.D. TRAINING YEAR**

Field of Post-M.D. Training	Post-M.D. Training Year									
	2012	2013	2014	2015	2016	2017	2018	2019	2020	2021
Family Medicine	13	9	11	12	13	12	11	9	13	19
Care of the Elderly (CFPC)		1								
Enhanced Skills: Other Fam. Med. Training including CACs	4	4	2	4	2	6	4	2	3	1
FAMILY MEDICINE SUBTOTAL	17	14	13	16	15	18	15	11	16	20
Anesthesiology	101	121	120	131	121	120	137	128	113	166
Critical Care (Anes.)	1	1	3	3		1	1		1	
Pain Medicine (Anes.)			1	1		1		1		1
Transfusion Medicine (Anes.)									1	2
Public Health and Preventive Medicine	1	1	2	2	1	1	2	1		
Dermatology	23	17	22	18	20	23	22	13	16	19
Diagnostic Radiology	129	121	115	122	130	128	129	137	144	154
Interventional Radiology					2	3	2	4	1	5
Neuroradiology	24	20	14	16	19	22	23	22	21	22
Pediatric Radiology	16	17	26	26	26	23	23	26	21	27
Emergency Medicine (Royal College)	24	20	25	30	29	24	24	22	25	39
Critical Care (Emergency Med.)		1	2	3	1	3	3	1		1
Pediatric Emergency Medicine	1			1		1	1		3	1
Internal Medicine	100	96	102	107	112	120	119	99	116	114
Cardiology (Int.Med.)	133	146	143	177	154	151	134	133	119	122
Clinical Immunology and Allergy (Int.Med.)	2	2	1	2	3	4	3	1	6	6
Clinical Pharmacology and Toxicology (Int.Med.)		1	2	1	1	1	1			
Critical Care (Int.Med.)	33	34	43	39	52	56	59	57	62	74
Endocrinology and Metabolism (Int.Med.)	13	15	16	14	14	14	13	11	10	19
Gastroenterology (Int.Med.)	39	44	49	59	55	58	63	66	55	60
General Internal Medicine	2		3	1	2	5	3	3	3	5
Geriatric Medicine (Int.Med.)	3	3	2	2	4	3	1	3	5	5
Hematology (Int.Med.)	36	43	44	54	57	59	60	49	32	34
Infectious Diseases (Int.Med.)	13	10	7	14	14	22	9	13	14	26
Medical Oncology (Int.Med.)	44	55	44	48	56	39	57	58	53	66
Nephrology (Int.Med.)	52	50	61	57	58	50	61	49	54	71
Occupational Medicine (Int.Med.)					1	1	1		1	1
Respirology (Int.Med.)	19	27	23	27	24	27	28	29	25	29
Rheumatology (Int.Med.)	14	19	22	23	24	19	19	17	6	18
Transfusion Medicine (Int.Med.)	1	1	1			1				
Medical Genetics and Genomics	11	11	13	13	15	14	11	6	5	5
Neurology	66	73	85	99	97	92	93	87	97	120
Neurology (Pediatrics)	16	22	22	26	19	25	26	25	25	29
Nuclear Medicine	6	7	8	12	16	12	14	7	9	7
Palliative Medicine	6	3		3	2	1	2	7	5	9

Table 3-B
SUMMARY TABLE 2012-13 - 2021-22
NUMBER OF VISA TRAINEES IN ALL TRAINING FIELDS
FIELD OF POST-M.D. TRAINING
BY
POST-M.D. TRAINING YEAR

Field of Post-M.D. Training	Post-M.D. Training Year									
	2012	2013	2014	2015	2016	2017	2018	2019	2020	2021
Pediatrics	42	48	51	45	57	65	67	69	69	72
Adolescent Medicine (Ped.)	1	3	5	4	2	1	1	1	3	3
Cardiology (Ped.)	39	39	39	38	33	27	29	33	29	31
Clinical Immunology and Allergy (Ped.)	4	2	4	5	4	3	3	9	7	10
Clinical Pharmacology and Toxicology (Ped.)	4	7	5	4	3					
Critical Care (Ped.)	33	40	40	42	38	36	32	32	40	34
Endocrinology and Metabolism (Ped.)	10	11	9	6	4	8	11	11	10	13
Gastroenterology (Ped.)	17	14	12	16	12	14	19	21	17	19
Developmental Pediatrics (Ped.)	4	6	4	3	3	2	3	4	5	7
Pediatric Emergency Medicine (Ped.)	19	16	15	9	12	14	13	12	11	16
Hematology/Oncology (Ped.)	35	39	34	35	33	37	39	27	32	43
Infectious Diseases (Ped.)	17	12	10	12	15	13	8	11	7	9
Neonatal-Perinatal Medicine (Ped.)	65	78	83	79	71	72	80	86	90	89
Nephrology (Ped.)	24	20	16	14	13	16	12	13	13	15
Respirology (Ped.)	17	12	10	9	10	11	12	7	11	11
Rheumatology (Ped.)	10	5	10	11	8	7	5	3	4	5
Physical Medicine and Rehabilitation	5	9	6	6	7	5	9	7	6	11
Psychiatry	47	50	63	59	56	48	48	44	32	30
Child and Adolescent Psychiatry			1	1	2	6	5	1	2	4
Forensic Psychiatry			1			5	2	2	1	2
Geriatric Psychiatry		1		1	1		1	1	1	2
Radiation Oncology	39	47	56	68	58	50	55	54	48	48
MEDICAL SPECIALTIES SUBTOTAL	1361	1440	1495	1598	1571	1564	1598	1523	1486	1731
Anatomical Pathology	25	21	14	16	26	27	17	22	19	22
Forensic Pathology (Anat. Path.)	2					1	3	3	1	2
General Pathology		1	1			2	1	1		1
Hematological Pathology	5	5	5	5	3	6	7	5	6	4
Transfusion Medicine (Hem. Path.)	2	2	1							
Medical Biochemistry	1	2	3	3	2	2	3	1		
Medical Microbiology	4	5	5	4	4	6	8	3	2	4
Neuropathology	8	5	7	5	5	4	2	6	3	2
LAB MEDICINE SPECIALTIES SUBTOTAL	47	41	36	33	40	48	41	41	31	35
Cardiac Surgery	53	55	62	68	63	69	68	68	56	55
Thoracic Surgery (Cardiac Surg.)			2							1
Critical Care (Cardiac Surg.)						1	1	1	1	
General Surgery	66	63	78	75	72	88	96	92	91	104
Colorectal Surgery	3	2	1	1		2	3	3	4	6
Critical Care (General Surgery)	2	2	1	2	1	1	2	1	3	2
General Surgical Oncology	5	4	3	7	6	1	4	4	6	6
Pediatric Surgery	11	14	13	17	12	10	10	10	11	12

Table 3-B
SUMMARY TABLE 2012-13 - 2021-22
NUMBER OF VISA TRAINEES IN ALL TRAINING FIELDS
FIELD OF POST-M.D. TRAINING
BY
POST-M.D. TRAINING YEAR

Field of Post-M.D. Training	Post-M.D. Training Year									
	2012	2013	2014	2015	2016	2017	2018	2019	2020	2021
Thoracic Surgery	28	34	31	26	31	30	27	25	16	17
Vascular Surgery	6	9	13	10	10	11	14	12	12	18
Neurosurgery	76	82	75	71	74	76	75	68	86	99
Obstetrics/Gynecology	45	35	38	35	37	36	41	39	41	39
Gynecologic Oncology	12	12	10	12	8	10	7	12	12	13
Gynecologic.Rep.Endocrin./Infertility	10	9	10	10	10	12	11	6	7	9
Maternal-Fetal Medicine	24	23	23	26	27	21	22	24	27	28
Ophthalmology	60	62	60	55	64	67	72	74	69	76
Otolaryngology - Head and Neck Surgery	40	33	41	39	44	46	55	55	47	59
Orthopedic Surgery	114	115	127	121	115	137	150	159	157	191
Plastic Surgery	24	27	31	32	32	32	34	33	34	36
Urology	27	28	37	37	38	39	40	44	38	44
SURGICAL SPECIALTIES SUBTOTAL	606	609	656	644	644	689	732	730	718	815
Addiction Medicine (AFC)									1	
Adult Cardiac Electrophysiology (AFC)					4	5	10	6	2	17
Adult Echocardiography (AFC)							3	1	4	4
Adult Hepatology (AFC)							1	2	3	3
Adult Interventional Cardiology (AFC)					12	5	8	12	12	22
Adult Thrombosis Medicine (AFC)								2	5	1
Advanced Heart Failure and Cardiac Transplantation (AFC)										2
Child Maltreatment Pediatrics (AFC)										1
Pediatric Urology (AFC)							1			
Solid Organ Transplantation (AFC)						1	1	1	2	3
Transfusion Medicine (AFC)					3					
Trauma General Surgery (AFC)							3	1	1	1
AREAS OF FOCUSED COMPETENCE SUBTOTAL					19	11	27	25	30	54
Total	2031	2104	2200	2291	2289	2330	2413	2330	2281	2655

Table 4-A
SUMMARY TABLE 2012-13 - 2021-22
NUMBER OF REGULAR MINISTRY FUNDED TRAINEES IN ALL TRAINING FIELDS
FIELD OF POST-M.D. TRAINING
BY
POST-M.D. TRAINING YEAR

Field of Post-M.D. Training	Post-M.D. Training Year									
	2012	2013	2014	2015	2016	2017	2018	2019	2020	2021
Family Medicine	2645	2828	2972	3067	3133	3133	3136	3151	3201	3136
Emergency Medicine (CFPC)	137	133	136	134	123	108	131	129	133	127
Care of the Elderly (CFPC)	17	18	21	24	22	16	22	22	28	25
Enhanced Skills: Other Fam. Med. Training including CACs	104	123	113	127	149	174	172	167	177	188
FAMILY MEDICINE SUBTOTAL	2903	3102	3242	3352	3427	3431	3461	3469	3539	3476
Anesthesiology	627	634	633	622	628	601	576	584	598	634
Critical Care (Anes.)	14	12	10	11	7	6	8	8	11	10
Pain Medicine (Anes.)			1	5	5	11	9	13	7	11
Public Health and Preventive Medicine	121	136	136	138	147	136	127	133	144	131
Dermatology	129	139	145	153	166	167	159	161	165	164
Diagnostic Radiology	481	476	468	462	466	456	440	444	434	440
Interventional Radiology								1	2	3
Neuroradiology	5	2	7	9	7	9	8	6	8	7
Pediatric Radiology	1	2		3	2		2	2	1	1
Emergency Medicine (Royal College)	334	347	358	378	374	385	383	383	382	384
Critical Care (Emergency Med.)	8	10	9	15	10	7	10	17	10	8
Pediatric Emergency Medicine	1	2	4	3	3	2	2	5	3	4
Internal Medicine	1420	1456	1495	1538	1572	1619	1634	1625	1653	1656
Cardiology (Int.Med.)	183	180	177	180	175	174	168	179	189	198
Clinical Immunology and Allergy (Int.Med.)	17	15	19	24	21	21	24	25	23	24
Clinical Pharmacology and Toxicology (Int.Med.)	5	3	5	6	7	4	5	6	5	6
Critical Care (Int.Med)	52	48	59	59	62	56	49	54	65	71
Endocrinology and Metabolism (Int.Med.)	49	56	61	58	56	59	61	60	61	60
Gastroenterology (Int.Med.)	93	80	75	75	80	71	70	77	77	73
General Internal Medicine	95	123	149	174	183	180	183	194	209	213
Geriatric Medicine (Int.Med.)	26	36	44	51	56	59	68	62	61	70
Hematology (Int.Med.)	69	62	61	69	70	72	68	81	73	75
Infectious Diseases (Int.Med.)	27	38	42	43	38	46	40	37	41	43
Medical Oncology (Int.Med.)	72	80	79	71	72	82	80	69	77	86
Nephrology (Int.Med.)	51	45	49	55	59	62	58	67	66	67
Occupational Medicine (Int.Med.)	1	3	4		3	4	3	1	1	3
Respirology (Int.Med.)	76	83	82	85	82	82	84	89	85	84
Rheumatology (Int.Med.)	51	49	53	60	66	74	64	79	69	70
Transfusion Medicine (Int.Med.)	2	1			1					
Medical Genetics and Genomics	32	38	37	37	43	40	38	40	40	45
Neurology	240	237	239	240	247	253	260	263	271	280
Neurology (Pediatrics)	51	57	51	50	49	42	49	49	52	49
Nuclear Medicine	49	43	42	41	47	50	47	51	52	50
Palliative Medicine	15	25	24	26	3	7	10	11	12	10

Table 4-A
SUMMARY TABLE 2012-13 - 2021-22
NUMBER OF REGULAR MINISTRY FUNDED TRAINEES IN ALL TRAINING FIELDS
FIELD OF POST-M.D. TRAINING
BY
POST-M.D. TRAINING YEAR

Field of Post-M.D. Training	Post-M.D. Training Year									
	2012	2013	2014	2015	2016	2017	2018	2019	2020	2021
Pediatrics	590	599	596	597	601	607	582	573	566	570
Adolescent Medicine (Ped.)	4	6	7	6	5	7	7	9	6	9
Cardiology (Ped.)	16	11	7	7	6	8	9	11	10	12
Clinical Immunology and Allergy (Ped.)	17	10	11	12	14	15	18	16	12	8
Clinical Pharmacology and Toxicology (Ped.)			1		1					
Critical Care (Ped.)	15	13	7	8	16	16	17	15	14	21
Endocrinology and Metabolism (Ped.)	10	11	15	15	13	12	10	12	16	14
Gastroenterology (Ped.)	9	9	9	15	12	5	5	11	12	10
Developmental Pediatrics (Ped.)	10	14	16	12	10	9	6	12	10	11
Pediatric Emergency Medicine (Ped.)	23	30	37	30	34	29	31	31	35	38
Hematology/Oncology (Ped.)	21	19	21	29	26	25	23	23	21	18
Infectious Diseases (Ped.)	11	11	9	10	7	6	7	5	9	11
Neonatal-Perinatal Medicine (Ped.)	16	24	29	21	16	14	13	18	17	12
Nephrology (Ped.)	2	2	2	2	3	5	8	9	12	13
Respirology (Ped.)	6	8	9	13	7	7	9	10	5	4
Rheumatology (Ped.)	6	5	4	4	5	5	8	9	7	4
Physical Medicine and Rehabilitation	128	135	146	141	147	148	151	146	145	161
Psychiatry	825	853	874	916	939	982	1012	1026	1039	1046
Child and Adolescent Psychiatry	2	9	24	33	23	33	45	45	39	36
Clinical Pharmacology and Toxicology (Psych.)		1								
Forensic Psychiatry	6		4	7	6	8	5	10	4	7
Geriatric Psychiatry	3	6	10	12	11	17	19	19	29	22
Radiation Oncology	122	113	120	111	105	106	103	105	113	114
MEDICAL SPECIALTIES SUBTOTAL	6239	6407	6576	6742	6814	6901	6875	6991	7068	7171
Laboratory Medicine (Undifferentiated)	3	2								
Anatomical Pathology	219	228	231	227	235	230	223	218	216	220
Forensic Pathology (Anat. Path.)	2	3	3	4	1	3	1	3	4	2
General Pathology	32	35	40	38	34	43	46	44	39	42
Forensic Pathology (Gen. Path.)					1		1			1
Hematological Pathology	21	22	20	19	20	18	17	15	17	15
Medical Biochemistry	24	22	16	11	7	7	3	3	1	2
Medical Microbiology	59	56	67	66	67	57	50	47	44	40
Neuropathology	10	10	7	8	7	10	10	7	8	8
LAB MEDICINE SPECIALTIES SUBTOTAL	370	378	384	373	372	368	351	337	329	330
Cardiac Surgery	45	49	50	55	61	65	62	60	58	60
Critical Care (Cardiac Surg.)		1				1	1	2	1	1
General Surgery	564	560	553	546	528	509	477	465	451	436
Colorectal Surgery	4	5	10	11	13	12	12	12	11	13
Critical Care (General Surgery)	7	10	9	6	5	5	6	8	6	3
General Surgical Oncology	10	13	11	9	10	12	15	13	14	14

Table 4-A
SUMMARY TABLE 2012-13 - 2021-22
NUMBER OF REGULAR MINISTRY FUNDED TRAINEES IN ALL TRAINING FIELDS
FIELD OF POST-M.D. TRAINING
BY
POST-M.D. TRAINING YEAR

Field of Post-M.D. Training	Post-M.D. Training Year									
	2012	2013	2014	2015	2016	2017	2018	2019	2020	2021
Pediatric Surgery	10	11	9	10	11	12	11	12	11	11
Thoracic Surgery	6	7	12	13	14	17	15	14	10	9
Vascular Surgery	31	43	49	56	56	58	55	52	52	52
Neurosurgery	113	117	114	108	105	108	114	111	113	115
Obstetrics/Gynecology	511	516	514	518	495	479	462	446	445	450
Gynecologic Oncology	11	10	11	13	12	14	16	17	19	19
Gynecologic.Rep.Endocrin./Infertility	14	13	16	15	11	13	13	13	16	10
Maternal-Fetal Medicine	12	15	13	12	16	20	19	21	19	12
Ophthalmology	197	196	200	199	205	205	203	195	196	193
Otolaryngology - Head and Neck Surgery	154	151	151	152	151	151	148	142	144	144
Orthopedic Surgery	425	405	380	351	331	308	290	281	287	267
Plastic Surgery	142	139	140	140	133	136	133	138	131	143
Urology	163	171	171	160	163	170	167	170	170	159
SURGICAL SPECIALTIES SUBTOTAL	2419	2432	2413	2374	2320	2295	2219	2172	2154	2111
Total	11931	12319	12615	12841	12933	12995	12906	12969	13090	13088

Table 4-B
SUMMARY TABLE 2012-13 - 2021-22
NUMBER OF NON-REGULAR MINISTRY FUNDED TRAINEES IN ALL TRAINING FIELDS
FIELD OF POST-M.D. TRAINING
BY
POST-M.D. TRAINING YEAR

Field of Post-M.D. Training	Post-M.D. Training Year									
	2012	2013	2014	2015	2016	2017	2018	2019	2020	2021
Family Medicine	116	82	69	71	69	69	69	70	86	96
Emergency Medicine (CFPC)	2		1	1	3	5	3	8	10	5
Care of the Elderly (CFPC)		1						1	1	
Enhanced Skills: Other Fam. Med. Training including CACs	20	25	12	19	22	27	22	21	6	23
FAMILY MEDICINE SUBTOTAL	138	108	82	91	94	101	94	100	103	124
Anesthesiology	176	191	196	198	201	212	229	208	191	235
Critical Care (Anes.)	1	3	5	4	1	3	1		1	
Pain Medicine (Anes.)	1		1	1		1		1		3
Transfusion Medicine (Anes.)									3	3
Public Health and Preventive Medicine	4	3	4	4	5	2	3	2	1	
Dermatology	34	29	32	28	32	33	29	19	24	27
Diagnostic Radiology	187	181	188	191	197	200	208	213	205	222
Interventional Radiology					4	3	5	7	6	6
Neuroradiology	25	28	17	19	20	26	29	27	28	30
Pediatric Radiology	20	22	32	29	28	29	30	30	26	35
Emergency Medicine (Royal College)	25	23	27	34	32	29	31	27	36	53
Critical Care (Emergency Med.)		1	4	3	1	3	3	2		2
Pediatric Emergency Medicine	1	1	2	1		1	1		3	1
Internal Medicine	105	99	106	113	121	135	130	118	135	126
Cardiology (Int.Med.)	197	222	214	244	222	220	197	207	188	185
Clinical Immunology and Allergy (Int.Med.)	3	2	1	1	1	4	4	1	7	7
Clinical Pharmacology and Toxicology (Int.Med.)	1	3	5	3	2	3	3	1	1	1
Critical Care (Int.Med)	43	42	53	53	66	68	79	77	77	93
Endocrinology and Metabolism (Int.Med.)	19	21	26	21	21	22	21	18	14	27
Gastroenterology (Int.Med.)	61	72	72	85	76	87	84	89	80	97
General Internal Medicine	18	14	21	21	18	22	19	21	18	32
Geriatric Medicine (Int.Med.)	3	7	3	4	7	6	5	6	7	11
Hematology (Int.Med.)	57	59	61	74	84	85	91	70	48	60
Infectious Diseases (Int.Med.)	20	16	11	19	21	30	22	24	21	31
Medical Oncology (Int.Med.)	56	82	71	82	86	68	96	88	79	94
Nephrology (Int.Med.)	69	66	86	79	88	74	83	67	72	101
Occupational Medicine (Int.Med.)					1	1	1		1	1
Respirology (Int.Med.)	32	52	40	46	52	50	50	56	46	56
Rheumatology (Int.Med.)	22	27	32	28	28	26	30	26	17	26
Transfusion Medicine (Int.Med.)	3	2	4	4	1	3				
Medical Genetics and Genomics	15	12	13	15	17	18	17	13	9	9
Neurology	106	117	126	137	135	134	130	126	140	166
Neurology (Pediatrics)	26	30	32	30	25	30	34	34	30	33
Nuclear Medicine	9	12	13	16	19	15	17	9	14	9
Palliative Medicine	7	9	3	7	5	3	2	9	9	13

Table 4-B
SUMMARY TABLE 2012-13 - 2021-22
NUMBER OF NON-REGULAR MINISTRY FUNDED TRAINEES IN ALL TRAINING FIELDS
FIELD OF POST-M.D. TRAINING
BY
POST-M.D. TRAINING YEAR

Field of Post-M.D. Training	Post-M.D. Training Year									
	2012	2013	2014	2015	2016	2017	2018	2019	2020	2021
Pediatrics	61	70	74	73	71	82	90	93	93	92
Adolescent Medicine (Ped.)	3	4	6	5	2	2	2	1	5	5
Cardiology (Ped.)	44	51	49	47	46	38	42	45	38	39
Clinical Immunology and Allergy (Ped.)	6	5	4	5	5	4	3	9	7	11
Clinical Pharmacology and Toxicology (Ped.)	4	7	6	5	3	1		1		
Critical Care (Ped.)	35	44	46	46	44	41	44	41	51	43
Endocrinology and Metabolism (Ped.)	14	16	13	9	9	13	17	17	17	16
Gastroenterology (Ped.)	24	21	19	20	16	20	25	25	20	23
Developmental Pediatrics (Ped.)	7	9	10	9	9	6	7	8	9	8
Pediatric Emergency Medicine (Ped.)	25	20	20	18	19	22	21	14	16	19
Hematology/Oncology (Ped.)	49	56	49	45	45	50	55	53	56	62
Infectious Diseases (Ped.)	20	18	18	19	20	17	11	13	9	11
Neonatal-Perinatal Medicine (Ped.)	100	110	115	114	117	114	122	126	129	117
Nephrology (Ped.)	24	22	17	14	16	18	15	15	14	17
Respirology (Ped.)	17	14	12	13	15	15	15	10	14	16
Rheumatology (Ped.)	12	7	11	11	9	8	7	5	7	9
Physical Medicine and Rehabilitation	8	12	8	10	12	9	17	14	14	16
Psychiatry	68	86	91	81	82	70	75	79	57	56
Child and Adolescent Psychiatry	3		2	4	4	8	10	5	2	6
Forensic Psychiatry			1			6	2	4	3	2
Geriatric Psychiatry	2	3	1	2	3	2	6	3	1	2
Radiation Oncology	63	68	68	85	83	68	74	67	68	62
MEDICAL SPECIALTIES SUBTOTAL	1935	2091	2141	2229	2247	2260	2344	2244	2167	2427
Anatomical Pathology	43	40	44	42	49	43	40	40	38	39
Forensic Pathology (Anat. Path.)	2					1	3	3	1	3
General Pathology	3	4	4	3	2	3	1	1	2	2
Hematological Pathology	7	10	8	11	6	7	8	5	7	7
Transfusion Medicine (Hem. Path.)	3	2	1							
Medical Biochemistry	1	2	4	5	3	2	3	2	2	2
Medical Microbiology	6	7	5	5	6	6	8	4	3	5
Neuropathology	8	5	9	7	9	4	3	7	4	4
LAB MEDICINE SPECIALTIES SUBTOTAL	73	70	75	73	75	66	66	62	57	62
Cardiac Surgery	66	66	73	78	75	77	80	81	71	73
Thoracic Surgery (Cardiac Surg.)			2							1
Critical Care (Cardiac Surg.)									1	
General Surgery	126	124	140	137	123	144	145	148	151	161
Colorectal Surgery	4	4	2	2	3	6	6	5	5	7
Critical Care (General Surgery)	6	4	3	3	1	2	2	3	5	3
General Surgical Oncology	9	5	2	7	7	2	8	8	7	12
Pediatric Surgery	11	12	10	13	10	8	9	9	12	15

Table 4-B
SUMMARY TABLE 2012-13 - 2021-22
NUMBER OF NON-REGULAR MINISTRY FUNDED TRAINEES IN ALL TRAINING FIELDS
FIELD OF POST-M.D. TRAINING
BY
POST-M.D. TRAINING YEAR

Field of Post-M.D. Training	Post-M.D. Training Year									
	2012	2013	2014	2015	2016	2017	2018	2019	2020	2021
Thoracic Surgery	30	35	32	30	36	31	29	29	23	20
Vascular Surgery	9	13	17	15	15	17	20	24	21	23
Neurosurgery	92	101	96	91	95	91	92	88	109	123
Obstetrics/Gynecology	69	59	67	67	73	68	77	78	69	74
Gynecologic Oncology	15	17	14	16	10	14	13	18	17	18
Gynecologic.Rep.Endocrin./Infertility	11	11	11	11	12	15	12	8	10	13
Maternal-Fetal Medicine	25	28	31	30	33	25	26	29	32	30
Ophthalmology	78	75	82	76	82	91	95	104	92	99
Otolaryngology - Head and Neck Surgery	56	52	62	53	60	63	69	68	59	70
Orthopedic Surgery	205	191	224	223	202	238	236	241	240	260
Plastic Surgery	45	52	49	46	48	48	50	49	46	48
Urology	48	46	55	68	69	66	66	65	66	73
SURGICAL SPECIALTIES SUBTOTAL	905	895	972	966	954	1006	1035	1055	1036	1123
Addiction Medicine (AFC)							5	6	6	5
Adult Cardiac Electrophysiology (AFC)					6	12	16	12	6	21
Adult Echocardiography (AFC)					4	3	11	8	8	10
Adult Hepatology (AFC)							2	3	3	6
Adult Interventional Cardiology (AFC)					15	11	16	24	21	33
Adult Thrombosis Medicine (AFC)								5	7	3
Advanced Heart Failure and Cardiac Transplantation (AFC)							1			2
Child Maltreatment Pediatrics (AFC)										4
Clinician Educator (AFC)							2			
Cytopathology (AFC)						2	1	1	1	
Pediatric Urology (AFC)							1			
Solid Organ Transplantation (AFC)						1	2	2	3	5
Transfusion Medicine (AFC)					6	1	1	5	2	2
Trauma General Surgery (AFC)							5	4	1	6
AREAS OF FOCUSED COMPETENCE SUBTOTAL					31	30	63	70	58	97
Total	3051	3164	3270	3359	3401	3463	3602	3531	3421	3833



150 Rue Elgin Street, FLR / Étage 10
Ottawa, ON Canada K2P 1L4

 613-730-1204

 613-730-1196

caper@afmc.ca

www.caper.ca