

EDUCATION REGISTRY
ENREGISTREMENT D'ÉDUCATION

2 2 2 2 3 1 1 1 1 1 1
 3 3 3 2 2 1 3 1 3 1 2 1
 1 1 1 1 1 5 5 5
 1 3 1 3 1 2 1 1 1 1 1 6 1 6
 5 0 6 4 0 7 5 0 5 6 0 6 6 8 9 0
 7 8 0 9 0 2 9 0 6 8 0 6 9 0 5 6
 7 8 9 0 0 4 9 0 4 6 3 0 4 9 2

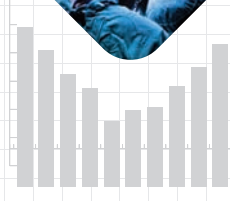
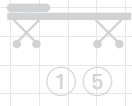
1 2 6 8 9 0 8 8 9 8 9
 0 8 9 8 9 7 8 6 7 6 7 8
 8 9 0 8 9 0 7 8 6 6 5 9 6 6 8 0
 8 9 0 7 6 8 9 5 5 3 4 9 6 5 7
 1 5 6 1 5 4 8 4 5 5 6 4 8 4 6 1 5 8
 8 9 0 7 6 5 6 5 6 7 5 8 6 7 8 9 0 8
 8 0 9 4 7 9 4 1 9 4 3 1 9 4 3 1 9
 0 2 8 0 2 8 4 7 4 4 7 9 2 2 9 8 0 9 0 9
 8 9 3 6 7 9 5 6 2 6 7 8 2 8 3 2 9 2 8 3 6 2
 5 3 8 2 2 7 8 2 9 3 7 3 8 3 8 7 9 2 7 2 3 0 2
 4 8 5 0 4 8 0 4 9 8 0 5 9 0 4 6 0 5 4 0

TOTAL

HEALTH SANTÉ
 45 50 261
 857 63 100

ÉTUDES
FORMATION
SANTÉ

EDUCATION
TRAINING
HEALTH



1 2 6 8 9 0 8 8 9 8 9
 0 8 9 8 9 7 8 6 7 6 7 8
 8 9 0 8 9 0 7 8 6 6 5 9 6 6 8 0
 8 9 0 7 6 8 9 5 5 3 4 9 6 5 7
 1 5 6 1 5 4 8 4 5 5 6 4 8 4 6 1 5 8
 8 9 0 7 6 5 6 5 6 7 5 8 6 7 8 9 0 8
 8 0 9 4 7 9 4 1 9 4 3 1 9 4 3 1 9
 0 2 8 0 2 8 4 7 4 4 7 9 2 2 9 8 0 9 0 9
 8 9 3 6 7 9 5 6 2 6 7 8 2 8 3 2 9 2 8 3 6 2
 5 3 8 2 2 7 8 2 9 3 7 3 8 3 8 7 9 2 7 2 3 0 2
 8 9 0 7 6 8 9 5 5 3 4 9 6 5 7
 0 2 8 0 2 8 4 7 4 4 7 9 2 2 9 8 0 9 0 9
 8 9 0 7 6 8 9 5 5 3 4 9 6 5 1 2 8 8 9 0 8 8 9 8 9
 0 8 9 8 9 7 8 6 7 6 7 8
 8 9 0 8 9 0 7 8 6 6 5 9 6 6 8 0
 8 9 0 7 6 8 9 5 5 3 4 9 6 5 7
 1 5 6 1 5 4 8 4 5 5 6 4 8 4 6 1 5 8
 8 9 0 7 6 5 6 5 6 7 5 8 6 7 8 9 0 8

EDUCATION
ÉTUDES

EDUCATION
TRAINING
HEALTH

ÉTUDES
FORMATION
SANTÉ

EDUCATION REGISTRY
ENREGISTREMENT
D'ÉDUCATION

2008 – 2009

QUEBEC PROVINCIAL REPORT

Table of Contents

A.	Post-M.D. Trainees Registered in Quebec Training Programs, November 1, 2008 (New Entries to Post-M.D. Training at All Rank Levels)	6
1.	Rank by Country Where M.D. Degree Was Received and Legal Status	7
2.	(Graduates of Canadian Medical Schools) Rank by Year of Receipt of the M.D. Degree	7
B.	2008 Post-M.D. Trainees in Quebec Training Programs	8
1a.	(Regular Ministry Funded Trainees Only) Field of Post-M.D. Training by Rank, Legal Status and Entry Status Université Laval Université de Sherbrooke Université de Montréal McGill University Total	9
1b.	(Trainees Funded by All Sources other than Regular Ministry Funds) Field of Post-M.D. Training by Rank, Legal Status and Entry Status Université Laval Université de Sherbrooke Université de Montréal McGill University Total	21
2.	(Residents Only) Field of Post-M.D. Training by Province Where M.D. Degree Was Earned and International Medical Graduates	29
2i.	(First Year Trainees Only) Field of Post-M.D. Training by Province Where M.D. Degree Was Earned and International Medical Graduates	31
3.	(Residents Only) Field of Post-M.D. Training by Gender	32
C.	Post-M.D. Trainees Exiting Quebec Training Programs in July, 2008 at the Completion of Post-M.D. Training	34
1.	(Graduates of Canadian Medical Schools) Field of Post-M.D. Training by Rank	35
2.	(Graduates of Canadian Medical Schools) Field of Post-M.D. Training by Gender	37
3.	(Graduates of Canadian Medical Schools) Field of Post-M.D. Training (November 1, 2007) of New Entry and Re-entry Groups	39
4.	(International Medical Graduates) Location of Receipt of M.D. Degree by Legal Status	41
4a.	(International Medical Graduates) Field of Post-M.D. Training by Legal Status	43

Table of Contents

5.	(Canadian Citizens and Permanent Residents Only - Visa Trainees not Included) Field of Post-M.D. Training by Rank	45
D.	Post-M.D. Trainees Exiting Quebec Training Programs in July, 2006 at the Completion of Post-M.D. Training (Canadian Citizens and Permanent Residents Only - Visa Trainees Not Included)	47
1.	Field of Post-M.D. Training by Geographic Location, 2008 CMA Masterfile	48
1i.	Post-M.D. Trainees Exiting Canadian Training Programs in July, 2006 at the Completion of Post-M.D. Training with Practice Locations in Quebec, 2008 CMA Masterfile Field of Post-M.D. Training by Province Providing Post-M.D. Training	50
2.	Location of Receipt of the M.D. Degree by Geographic Location, 2008 CMA Masterfile	52
2i.	(M.D. Degree Received in Quebec) Field of Post-M.D. Training Group by Geographic Location, 2008 CMA Masterfile	52
2ii.	(M.D. Degree Received in Other Canadian Provinces) Field of Post-M.D. Training Group by Geographic Location, 2008 CMA Masterfile	53
2iii.	(M.D. Degree Received Outside Canada) Field of Post-M.D. Training Group by Geographic Location, 2008 CMA Masterfile	53
3.	Location of Receipt of the M.D. Degree by Geographic Location, 2008 CMA Masterfile	54
4.	Location of Post-M.D. Training by Geographic Location, 2008 CMA Masterfile	54
E.	Time Series 2004-05 to 2008-09	55
1.	(Post-M.D. Trainees in Quebec Training Programs) Field of Post-M.D. Training Group by Location of University Which Awarded the M.D. Degree 2004-05 to 2008-09	56
2.	(Post-M.D. Trainees in Quebec Training Programs) Field of Post-M.D. Training Group by Source of Funding 2004-05 to 2008-09	56
3.	(Graduates of Canadian Medical Schools Exiting Quebec Training Programs at the Completion of Post-M.D. Training) Field of Post-M.D. Training Group (During Last Year of Training) Exiting Post-M.D. Training in 2004 to 2008	57
4.	(International Medical Graduates Exiting Quebec Training Programs at the Completion of Post-M.D. Training) Field of Post-M.D. Training Group (During Last Year of Training) by Legal Status Exiting Post-M.D. Training in 2004 to 2008	57

Table of Contents

F.	M.D. Graduates From the Province of Quebec Registered in Canadian Post-M.D. Training Programs	58
	AFMC Data	59
	M.D. Degrees Awarded by Canadian Universities 1982 to 2008 by University Awarding “M.D.” (calendar year totals)	
1a.	(All M.D. Graduates of Université Laval Registered in Canadian Post-M.D. Training Programs in 2008) Field of Post-M.D. Training by Year of Receipt of the M.D. Degree	60
1b.	(All M.D. Graduates of Université de Sherbrooke Registered in Canadian Post-M.D. Training Programs in 2008) Field of Post-M.D. Training by Year of Receipt of the M.D. Degree	62
1c.	(All M.D. Graduates of Université de Montréal Registered in Canadian Post-M.D. Training Programs in 2008) Field of Post-M.D. Training by Year of Receipt of the M.D. Degree	64
1d.	(All M.D. Graduates of McGill University Registered in Canadian Post-M.D. Training Programs in 2008) Field of Post-M.D. Training by Year of Receipt of the M.D. Degree	66
2a.	(All M.D. Graduates from the Province of Quebec Registered in Canadian Post-M.D. Training Programs in 2008) Year of Receipt of the M.D. Degree by Province Providing Post-M.D. Training	68
2b.	(All M.D. Graduates from the Province of Quebec Registered in Canadian Post-M.D. Training Programs in 2008) Year of Receipt of the M.D. Degree by Region of Post-M.D. Training	69
3a.	(2002 M.D. Graduates from the Province of Quebec Registered in Canadian Post-M.D. Training Programs in 2002) Field of Post-M.D. Training by Province Providing Post-M.D. Training, (2002)	70
3b.	(2002 M.D. Graduates from the Province of Quebec Registered in Canadian Post-M.D. Training Programs in 2003) Field of Post-M.D. Training by Province Providing Post-M.D. Training, (2003)	71
3c.	(2002 M.D. Graduates from the Province of Quebec Registered in Canadian Post-M.D. Training Programs in 2004) Field of Post-M.D. Training by Province Providing Post-M.D. Training, (2004)	72
3d.	(2002 M.D. Graduates from the Province of Quebec Registered in Canadian Post-M.D. Training Programs in 2005) Field of Post-M.D. Training by Province Providing Post-M.D. Training, (2005)	73
3e.	(2002 M.D. Graduates from the Province of Quebec Registered in Canadian Post-M.D. Training Programs in 2006) Field of Post-M.D. Training by Province Providing Post-M.D. Training, (2006)	75
3f.	(2002 M.D. Graduates from the Province of Quebec Registered in Canadian Post-M.D. Training Programs in 2007) Field of Post-M.D. Training by Province Providing Post-M.D. Training, (2007)	77
3g.	(2002 M.D. Graduates from the Province of Quebec Registered in Canadian Post-M.D. Training Programs in 2008) Field of Post-M.D. Training by Province Providing Post-M.D. Training, (2008)	79

Explanatory Notes Concerning the Tables

Section A

New Entries to Post-M.D. Training at all Rank Levels

“New Entries” refer to physicians entering post-M.D. training. These are physicians who have never been recorded previously on the CAPER database. These data are provided to give the reader the base information on the number of new physicians entering post-M.D. training.

Section B

New Entry Trainees - Re-entry Trainees

New entry trainees are physicians who were in training for the first time, ie. they have never had a break in their training. A re-entry trainee is a physician who had previously had a break in training and has therefore already probably spent some time in practice. A re-entry trainee as designated in the tables in Section B can be at any rank level, not only the first year of re-entry to training. This distinction is made to indicate which trainees will be entering practice for the first time and those who will not be “new” physicians when they exit.

The proportion of re-entry trainees in each specialty also indicates which specialties have tended to recruit from the physicians already in practice.

Table B-2i - First Year Trainees

This table contains only the first year trainees - those physicians in training at the R-1 level for the first time. They had never been reported to CAPER in the past. The table gives the initial training field of the leading edge of the group who will become our new physicians in the next 2 - 7 years.

Section C

Post-M.D. Trainees Exiting Training Programs in July, 2008 at the Completion of Post-M.D. Training

The physicians included in this exit group consist of those who left training at a rank level consistent with completion of training. For example, those who left Family medicine training at a rank of R-2 or higher and medical specialties at a rank of R-4 or higher would be included in this group. It is assumed those who left training at lower rank levels were taking a temporary break in training and would be returning to training. The small number of trainees who exited prior to completion of training are not included in the exit group.

(con't)

Section D
Where Did Our Trainees Go (D-1)?
and
Where Did Our New Physicians come from (D-1i) ?

These two tables give two pictures of the geographic mobility of trainees between the time they exited from post M.D. training and where they were located in practice two years later.

Table D-1

This table contains the trainees who exited from training in your province at the completion of training. It shows where they were in practice (according to the CMA masterfile) two years later. It also shows the final training field of your residents.

Table D-1i

This table contains all of the (Canadian citizens/permanent residents) trainees across the country who exited from training two years ago and were subsequently located in your province in July of the current year. Thus, it gives a picture of where the new physicians, who came to work in your province, did their last year of post-M.D. training and the specialties in which they trained.

Section A

**Post-M.D. Trainees Registered in Quebec
Training Programs**

November 1, 2008

(New Entries to Post-M.D. Training at all Rank Levels)

**TABLE A-1
 POST-M.D. TRAINEES REGISTERED IN QUEBEC TRAINING PROGRAMS, NOV
 1, 2008
 (NEW ENTRIES TO POST-M.D. TRAINING AT ALL RANK LEVELS)
 RANK
 BY
 COUNTRY WHERE M.D. DEGREE WAS RECEIVED AND LEGAL STATUS**

Training Rank		Canada		Outside Canada		Total
		CC/PR*	Visa	CC/PR*	Visa	
Residents	R-1	630	2	59	51	742
	R-2			1		1
	R-3				1	1
	R-4	1			6	7
	R-5		1			1
	R-6				4	4
	Subtotal		631	3	60	62
Fellows	Fellow			2	66	68
Total		631	3	62	128	824

**TABLE A-2
 POST-M.D. TRAINEES REGISTERED IN QUEBEC TRAINING PROGRAMS, NOV 1, 2008
 (NEW ENTRIES TO POST-M.D. TRAINING AT ALL RANK LEVELS)
 (GRADUATES OF CANADIAN MEDICAL SCHOOLS)
 RANK
 BY
 YEAR OF RECEIPT OF THE M.D DEGREE**

Training Rank		M.D. Year						Total
		2003	2004	2005	2006	2007	2008	
Residents	R-1	1			1	25	605	632
	R-4			1				1
	R-5		1					1
Total		1	1	1	1	25	605	634

New Entries: Physicians who have not been reported previously to CAPER. The CAPER data series began in 1988, Canadian graduates who received the M.D. degree prior to 1988 were not included in these data.

CC/PR: Canadian Citizens and Permanent Residents

Section B

2008 Post-M.D. Trainees in Quebec Training Programs

TABLE B-1a
2008 POST-M.D. TRAINEES IN QUEBEC TRAINING PROGRAMS
(REGULAR MINISTRY FUNDED TRAINEES ONLY)
FIELD OF POST-M.D. TRAINING
BY
RANK

Université Laval

Field of Post-M.D. Training	Residents							Total	Legal Status		Entry Status	
	R-1	R-2	R-3	R-4	R-5	R-6	R-7		CC/ PR*	New Entry	Re-Entry	
Family Medicine	78	76						154	154	154		
Emergency Medicine (CFPC)			9					9	9	9		
Care of the Elderly (CFPC)			1					1	1	1		
Enhanced Skills: Other Fam. Med. Training			1					1	1	1		
FAMILY MEDICINE SUBTOTAL	78	76	11					165	165	165		
Palliative Medicine			1					1	1	1		
TRAINING FOLLOWING FAMILY MEDICINE OR SPECIALTY SUBTOTAL			1					1	1	1		
Anesthesiology	7	11	9	6	8			41	41	41		
Community Medicine	2	2	2		3		1	10	10	10		
Dermatology	2	5	3	1	1			12	12	12		
Diagnostic Radiology	7	9	6	8	5			35	35	35		
Emergency Medicine (RCPSC)	2	3	2	2	1			10	10	10		
Internal Medicine	23	24	16	8	2			73	73	73		
Cardiology (Int.Med.)					1			6	6	6		
Critical Care (Int.Med)				2	1			3	3	3		
Gastroenterology (Int.Med.)								1	1	1		
Geriatric Medicine (Int.Med.)				2	3			5	5	5		
Hematology (Int.Med.)				1	3			4	4	4		
Medical Oncology (Int.Med.)					1			2	2	2		
Nephrology (Int.Med.)				1	2			3	3	3		
Respirology (Int.Med.)				2	1			3	3	3		
Neurology	3	3	3	2	2			13	13	13		
Pediatrics	6	5	5	2	2			18	18	18		

* Canadian Citizens and Permanent Residents (continued)

TABLE B-1a
2008 POST-M.D. TRAINEES IN QUEBEC TRAINING PROGRAMS
(REGULAR MINISTRY FUNDED TRAINEES ONLY)
FIELD OF POST-M.D. TRAINING
BY
RANK

Université Laval

Field of Post-M.D. Training	Residents							Total	Legal Status		Entry Status
	R-1	R-2	R-3	R-4	R-5	R-6	R-7		CC/ PR*	New Entry	
Neonatal-Perinatal Med. (Ped.)	2	1	1	1	2			2	2	2	
Physical Medicine & Rehab.	9	13	10	11	13			5	5	5	
Psychiatry	2	2	2	3	4			57	57	55	2
Radiation Oncology	65	78	59	52	53	9	1	317	317	315	2
MEDICAL SPECIALTIES SUBTOTAL											
Anatomical Pathology	1	2	3	4	1			11	11	11	
Medical Biochemistry		1	1					2	2	2	
Medical Microbiology	2	4	1	2	2			11	11	11	
LAB MEDICINE SPECIALTIES SUBTOTAL											
General Surgery	8	8	5	6	3			24	24	24	
Critical Care (Surgery)					6			33	33	33	
Neurosurgery	1		1		1			1	1	1	
Obstetrics/Gynecology	5	6	4	5	5			4	4	4	
Ophthalmology	3	3	4	2	3			25	25	25	
Otolaryngology - Head and Neck Surgery	3	2	1	2	2			15	15	15	
Orthopedic Surgery	3	5	3	3	1			10	10	10	
Plastic Surgery	2	2						15	15	15	
Urology	2	2	3	3				4	4	4	
SURGICAL SPECIALTIES SUBTOTAL											
	27	28	21	21	18	2		117	117	117	
Total	173	189	97	79	74	11	1	624	624	622	2

* Canadian Citizens and Permanent Residents

TABLE B-1a
2008 POST-M.D. TRAINEES IN QUEBEC TRAINING PROGRAMS
(REGULAR MINISTRY FUNDED TRAINEES ONLY)
FIELD OF POST-M.D. TRAINING
BY
RANK

Université de Sherbrooke

Field of Post-M.D. Training	Residents						Total	Legal Status CC/PR*	Entry Status	
	R-1	R-2	R-3	R-4	R-5	R-6			New Entry	Re-Entry
Family Medicine	75	45					120	120	120	
Emergency Medicine (CFPC)			9				9	9	9	
FAMILY MEDICINE SUBTOTAL	75	45	9				129	129	129	
Anesthesiology	6	7	7	6	4		30	30	29	1
Community Medicine	2	4	2	1			9	9	9	
Dermatology	2	2					4	4	4	
Diagnostic Radiology	5	5	3	3	4		20	20	20	
Internal Medicine	28	23	18	4	4		77	77	77	
Cardiology (Int.Med.)				1	3	2	6	6	6	
Endocrinology/Met. (Int.Med.)				2	4		6	6	6	
Gastroenterology (Int.Med.)				1	1		1	1	1	
Hematology (Int.Med.)							1	1	1	
Nephrology (Int.Med.)				2	1		3	3	3	
Respirology (Int.Med.)				1	1		2	2	2	
Rheumatology (Int.Med.)				2	3		9	9	9	
Neurology	2	1	1	1	1		6	6	6	
Nuclear Medicine	1	2	1	1	1		6	6	6	
Pediatrics	5	4	5	3	2		19	19	18	1
Psychiatry	6	11	8	7	6	1	39	39	39	
MEDICAL SPECIALTIES SUBTOTAL	57	59	45	34	35	3	233	233	231	2

* Canadian Citizens and Permanent Residents (continued)

TABLE B-1a
2008 POST-M.D. TRAINEES IN QUEBEC TRAINING PROGRAMS
(REGULAR MINISTRY FUNDED TRAINEES ONLY)
FIELD OF POST-M.D. TRAINING
BY
RANK

Université de Sherbrooke

Field of Post-M.D. Training	Residents						Total	Legal Status CC/PR*	Entry Status	
	R-1	R-2	R-3	R-4	R-5	R-6			New Entry	Re-Entry
Anatomical Pathology	1	2					3	3	2	1
Medical Biochemistry	1	1	1		1		4	4	4	
Medical Microbiology	1	3	2	2	1	1	10	10	10	
LAB MEDICINE SPECIALTIES SUBTOTAL	3	6	3	2	2	1	17	17	16	1
General Surgery	6	6	4	3	6		25	25	25	
Neurosurgery		1		1	1		3	3	3	
Obstetrics/Gynecology	4	4	6	2	3		19	19	18	1
Ophthalmology	2	2	2	2	3		11	11	11	
Otolaryngology - Head and Neck Surgery	1	2	2	1	1		7	7	7	
Orthopedic Surgery	5	4	5	3	2		19	19	19	
Plastic Surgery	1	1					2	2	2	
Urology	2	1	2				5	5	5	
SURGICAL SPECIALTIES SUBTOTAL	21	21	21	12	16		91	91	90	1
Total	156	131	78	48	53	4	470	470	466	4

* Canadian Citizens and Permanent Residents

TABLE B-1a
2008 POST-M.D. TRAINEES IN QUEBEC TRAINING PROGRAMS
(REGULAR MINISTRY FUNDED TRAINEES ONLY)
FIELD OF POST-M.D. TRAINING
BY
RANK

Université de Montréal

Field of Post-M.D. Training	Residents										Total	Legal Status		Entry Status	
	R-1	R-2	R-3	R-4	R-5	R-6	R-7	Sub-Total	Fellow	CC/PR*		Visa	New Entry	Re-Entry	
Family Medicine	111	99						210			203	7	209	1	
Emergency Medicine (CFPC)			9					9			9		9		
Enhanced Skills: Other Fam. Med. Training			1					1			1		1		
FAMILY MEDICINE SUBTOTAL	111	99	10					220			213	7	219	1	
Palliative Medicine			1					1			1		1		
TRAINING FOLLOWING FAMILY MEDICINE OR SPECIALTY SUBTOTAL			1					1			1		1		
Anesthesiology	9	9	12	7	7			44			44		44		
Critical Care (Anes.)								3			3		3		
Community Medicine	2	1	2	2	3			10			10		7	3	
Dermatology	2	2	3	2	3			12			12		12		
Diagnostic Radiology	10	8	7	11	6			42			42		42		
Neuroradiology									1				1		
Pediatric Diagnostic Radiology									1				1		
Emergency Medicine (RCPSC)	4	3	3	2	3			15			15		15		
Internal Medicine	41	38	31	7	8			125			120	5	125		
Cardiology (Int.Med.)				3	6			17		1	17		17	1	
Clin. Imm./Allergy (Int.Med.)				1				1			1		1		
Critical Care (Int.Med.)								4			4		4		
Endocrinology/Met. (Int.Med.)				4	2			6			6		6		
Gastroenterology (Int.Med.)				2	1			4			4		4		
Geriatric Medicine (Int.Med.)				2	2			2			2		2		
Hematology (Int.Med.)				2	4			6			6		6		
Medical Oncology (Int.Med.)								1			1		1		
Nephrology (Int.Med.)				2	2			4			4		4		
Respirology (Int.Med.)				2	2			4			4		4		
Rheumatology (Int.Med.)				1	3			4			4		4		
Medical Genetics	2	1	1	2	1			8			7	1	8		
Neurology	4	6	4	2	3			20			20		20		
Neurology (Pediatrics)	2		1					3			3		3		
Nuclear Medicine	2	2	1	4	1			10			10		9	1	
Pediatrics	8	7	8	4	4			31			30	1	31		
Critical Care (Ped.)				1				1			1		1		

* Canadian Citizens and Permanent Residents (continued)

TABLE B-1a
2008 POST-M.D. TRAINEES IN QUEBEC TRAINING PROGRAMS
(REGULAR MINISTRY FUNDED TRAINEES ONLY)
FIELD OF POST-M.D. TRAINING
BY
RANK

Université de Montréal

Field of Post-M.D. Training	Residents										Fellows	Total	Legal Status		Entry Status				
	R-1	R-2	R-3	R-4	R-5	R-6	R-7	Sub-Total	Fellow	CC/PR*			Visa	New Entry	Re-Entry				
Gastroenterology (Ped.)						1											1		
Pediatric Emergency Med. (Ped.)				1														1	
Hematology/Oncology (Ped.)					2													2	
Neonatal-Perinatal Med. (Ped.)						2												2	
Nephrology (Ped.)									1									1	
Respirology (Ped.)				1														1	
Physical Medicine & Rehab.	2	2	1	3	2													10	
Psychiatry	12	11	17	11	11	1												63	
Radiation Oncology	2	2	5	5	7													21	
MEDICAL SPECIALTIES SUBTOTAL	102	92	96	84	84	20	1	479	3	482	471	11	477	5					
Anatomical Pathology		3	3	1	5													12	
Medical Biochemistry	1	1	1	2														5	
Medical Microbiology	3	2	2	3	3	1												14	
Neuropathology			2	2														2	
LAB MEDICINE SPECIALTIES SUBTOTAL	4	6	8	6	8	1	33	6	1	33	33	6	33	6					
Cardiac Surgery	1	2	1	1	1													6	
General Surgery	10	9	9	7	5													41	
Pediatric General Surgery						1												1	
Thoracic Surgery						1												1	
Vascular Surgery									1									1	
Neurosurgery	1	1			1	2												6	
Obstetrics/Gynecology	8	8	5	6	8													35	
Gyn. Oncology						2												3	
Maternal-Fetal Med. (Ob.)						1												1	
Ophthalmology	5	4	5	4	6													24	
Otolaryngology - Head and Neck Surgery	3	2	2	2	3													12	
Orthopedic Surgery	7	5	4	4	4													25	
Plastic Surgery	2	1	5	7	5													21	
Urology	3	3	2	1	3													12	
SURGICAL SPECIALTIES SUBTOTAL	40	35	33	31	36	8	2	185	4	189	182	7	184	5					
Total	257	232	148	121	128	29	3	918	7	925	900	25	914	11					

* Canadian Citizens and Permanent Residents

TABLE B-1a
2008 POST-M.D. TRAINEES IN QUEBEC TRAINING PROGRAMS
(REGULAR MINISTRY FUNDED TRAINEES ONLY)
FIELD OF POST-M.D. TRAINING
BY
RANK

McGill University

Field of Post-M.D. Training	Residents							Total	Legal Status		Entry Status	
	R-1	R-2	R-3	R-4	R-5	R-6	R-7		CC/ PR*	Visa	New Entry	Re- Entry
Family Medicine	66	37						103	102	1	103	
Emergency Medicine (CFPC)			12					12	12		12	
Care of the Elderly (CFPC)			1					1	1		1	
Enhanced Skills: Other Fam. Med. Training			7					7	7		7	
FAMILY MEDICINE SUBTOTAL	66	37	20					123	122	1	123	
Palliative Medicine			1					1	1		1	
TRAINING FOLLOWING FAMILY MEDICINE OR SPECIALTY SUBTOTAL			1					1	1		1	
Anesthesiology	8	6	7	3	5			29	28	1	28	1
Community Medicine			1					1	1		1	
Dermatology		1	1	1				3	3		3	
Diagnostic Radiology		7	8	5	5	2		27	26	1	26	1
Emergency Medicine (RCPSC)	2	2	2	1	2			9	8	1	9	
Internal Medicine	47	36	29	5	6	1		118	117	1	118	
Cardiology (Int.Med.)			4	4	6	4	1	15	15		15	
Clin. Imm./Allergy (Int.Med.)					1			1	1		1	
Endocrinology/Met. (Int.Med.)				1	2			3	3		3	
Gastroenterology (Int.Med.)			2	2	4			6	6		5	1
Geriatric Medicine (Int.Med.)			1	1				2	1		1	
Hematology (Int.Med.)			2	2				4	4		4	
Infectious Diseases (Int.Med.)			1	1				2	1		1	
Medical Oncology (Int.Med.)			4	4	2	1		7	6	1	7	
Nephrology (Int.Med.)					1	1		2	2		2	
Respirology (Int.Med.)			2	2	1		1	4	4		4	
Medical Genetics			1	1	1		1	4	4		4	

* Canadian Citizens and Permanent Residents (continued)

TABLE B-1a
2008 POST-M.D. TRAINEES IN QUEBEC TRAINING PROGRAMS
(REGULAR MINISTRY FUNDED TRAINEES ONLY)
FIELD OF POST-M.D. TRAINING
BY
RANK

McGill University

Field of Post-M.D. Training	Residents							Total	Legal Status		Entry Status	
	R-1	R-2	R-3	R-4	R-5	R-6	R-7		CC/ PR*	Visa	New Entry	Re- Entry
Neurology		3	2		3			8	7	1		8
Neurology (Pediatrics)			1	2		2		5	5			5
Nuclear Medicine		1	1	1	1			4	4			4
Pediatrics	6	5	5	3	2	1		22	21	1		22
Cardiology (Ped.)						3		3	3			3
Clin. Imm./Allergy (Ped.)				1	2			3	3			3
Critical Care (Ped.)					1			1		1		1
Endocrinology/Met. (Ped.)					1			1	1			1
Gastroenterology (Ped.)			1					1	1			1
Developmental Pediatrics				1				1	1			1
Pediatric Emergency Med. (Ped.)					3			3	3			3
Hematology/Oncology (Ped.)					1			1	1			1
Infectious Diseases (Ped.)					1			1	1			1
Rheumatology (Ped.)				1	1			2	2			2
Psychiatry	11	7	11	7	5	2		43	41	2		42
Radiation Oncology		3	4	4	4			15	15			15
MEDICAL SPECIALTIES SUBTOTAL	74	71	73	54	57	17	3	349	339	10		345
Anatomical Pathology	3	4	3	4	2	2		18	17	1		17
Medical Biochemistry			1					1	1			1
Medical Microbiology					1	4		5	4	1		5
LAB MEDICINE SPECIALTIES SUBTOTAL	3	4	4	4	3	6		24	22	2		23
Cardiac Surgery			1	1		2		4	4			4
General Surgery	20	7	6	4	5			42	41	1		41
Gen. Surgical Oncology							1	1	1			1

* Canadian Citizens and Permanent Residents (continued)

TABLE B-1a
2008 POST-M.D. TRAINEES IN QUEBEC TRAINING PROGRAMS
(REGULAR MINISTRY FUNDED TRAINEES ONLY)
FIELD OF POST-M.D. TRAINING
BY
RANK

McGill University

Field of Post-M.D. Training	Residents							Total	Legal Status		Entry Status	
	R-1	R-2	R-3	R-4	R-5	R-6	R-7		CC/ PR*	Visa	New Entry	Re- Entry
Pediatric General Surgery						1		1				1
Vascular Surgery						1	1	2				2
Neurosurgery		1		1	1			5				5
Obstetrics/Gynecology	5	4	4	2	5	1		21				21
Maternal-Fetal Med. (Ob.)							1	1				1
Ophthalmology		2	4	1	2			9				9
Otolaryngology - Head and Neck Surgery		2	1	3	2	2		8				8
Orthopedic Surgery		3	5	2	3	3		13	5			13
Plastic Surgery			1	2	3	3		6				6
Urology			2	3	2			5				7
SURGICAL SPECIALTIES SUBTOTAL	25	19	24	19	23	7	3	120	112	8	119	1
Total	168	131	122	77	83	30	6	617	596	21	611	6

* Canadian Citizens and Permanent Residents

TABLE B-1a
2008 POST-M.D. TRAINEES IN QUEBEC TRAINING PROGRAMS
(REGULAR MINISTRY FUNDED TRAINEES ONLY)
FIELD OF POST-M.D. TRAINING
BY
RANK

Total

Field of Post-M.D. Training	Residents										Fellows Fellow	Total	Legal Status		Entry Status		
	R-1	R-2	R-3	R-4	R-5	R-6	R-7	Sub- Total	CC/PR*	V/isa			New Entry	Re- Entry			
Family Medicine	330	257											587	579	8	586	1
Emergency Medicine (CFPC)			39										39	39		39	
Care of the Elderly (CFPC)			2										2	2		2	
Enhanced Skills: Other Fam. Med. Training			9										9	9		9	
FAMILY MEDICINE SUBTOTAL	330	257	50										637	629	8	636	1
Palliative Medicine			3										3	3		3	
TRAINING FOLLOWING FAMILY MEDICINE OR SPECIALTY SUBTOTAL			3										3	3		3	
Anesthesiology	30	33	35	22	24								144	143	1	142	2
Critical Care (Anes.)									3				3	3		3	
Community Medicine	6	7	7	3	6					1			30	30		27	3
Dermatology	6	10	7	4	4								31	31		31	
Diagnostic Radiology	22	29	24	27	20				2				124	123	1	123	1
Neuroradiology													1	1		1	
Pediatric Diagnostic Radiology													1	1		1	
Emergency Medicine (RCPSC)	8	8	7	5	6								34	33	1	34	
Internal Medicine	139	121	94	24	14				1				393	387	6	393	
Cardiology (Int.Med.)				8	16				18		2		44	44	1	44	1
Clin. Imm./Allergy (Int.Med.)				1	1								2	2		2	
Critical Care (Int.Med)				2	1				4				7	7		7	
Endocrinology/Met. (Int.Med.)				7	8								15	15		15	
Gastroenterology (Int.Med.)				4	6				2				12	12		11	1
Geriatric Medicine (Int.Med.)				3	5								8	8		8	
Hematology (Int.Med.)				6	9								15	15		15	
Infectious Diseases (Int.Med.)				1									1	1		1	
Medical Oncology (Int.Med.)				4	3				3				10	9	1	10	
Nephrology (Int.Med.)				3	6				1				10	10		10	
Respirology (Int.Med.)				8	5					1			14	14		14	
Rheumatology (Int.Med.)				2	4								6	6		6	
Medical Genetics	2	1	2	3	2				1				12	11	1	12	

* Canadian Citizens and Permanent Residents (continued)

TABLE B-1a
2008 POST-M.D. TRAINEES IN QUEBEC TRAINING PROGRAMS
(REGULAR MINISTRY FUNDED TRAINEES ONLY)
FIELD OF POST-M.D. TRAINING
BY
RANK

Total

Field of Post-M.D. Training	Residents							Fellows Fellow	Total	Legal Status		Entry Status	
	R-1	R-2	R-3	R-4	R-5	R-6	R-7			Sub- Total	CC/PR*	Visa	New Entry
Neurology	9	13	10	6	11	1		50		49	1	50	
Neurology (Pediatrics)	2		2	2		2		8		8		8	
Nuclear Medicine	3	5	3	6	3			20		20		19	1
Pediatrics	25	21	23	12	8	1		90		88	2	89	1
Cardiology (Ped.)						3		3		3		3	
Clin. Imm./Allergy (Ped.)				1	2			3		3		3	
Critical Care (Ped.)				1	1			2			2	2	
Endocrinology/Met. (Ped.)					1			1		1		1	
Gastroenterology (Ped.)				1		1		2		2		2	
Developmental Pediatrics				1				1		1		1	
Pediatric Emergency Med. (Ped.)				1				1		1		1	
Hematology/Oncology (Ped.)				1	3			4		4		4	
Infectious Diseases (Ped.)					3			3		3		3	
Neonatal-Perinatal Med. (Ped.)				2	1			3		3		3	
Nephrology (Ped.)					2			2		2		2	
Respirology (Ped.)				1	1			2		2		2	
Rheumatology (Ped.)				1	1			2		2		2	
Physical Medicine & Rehab.	4	3	2	4	2			15		15		15	
Psychiatry	38	42	46	36	35	5		202		200	2	199	3
Radiation Oncology	4	7	11	12	15	1		50		50		50	
MEDICAL SPECIALTIES SUBTOTAL	298	300	273	224	229	49	5	1378	3	1360	21	1368	13
Anatomical Pathology	5	11	9	9	8	2		44		43	1	42	2
Medical Biochemistry	2	3	4	2	1			12		12		12	
Medical Microbiology	6	9	5	7	7	6		40		39	1	40	
Neuropathology					2			2		2		2	
LAB MEDICINE SPECIALTIES SUBTOTAL	13	23	20	18	16	8		98		96	2	96	2
Cardiac Surgery	1	2	2	1	1	3		10		10		10	
General Surgery	44	30	24	20	22			140	1	137	4	140	1
Critical Care (Surgery)						1		1		1		1	

* Canadian Citizens and Permanent Residents (continued)

TABLE B-1a
2008 POST-M.D. TRAINEES IN QUEBEC TRAINING PROGRAMS
(REGULAR MINISTRY FUNDED TRAINEES ONLY)
FIELD OF POST-M.D. TRAINING
BY
RANK
Total

Field of Post-M.D. Training	Residents							Fellows Fellow	Total	Legal Status		Entry Status	
	R-1	R-2	R-3	R-4	R-5	R-6	R-7			Sub- Total	CC/PR*	Visa	New Entry
Gen. Surgical Oncology							1	1	1	1		1	
Pediatric General Surgery						2		2	2	2		2	
Thoracic Surgery						1		1	1	1		1	1
Vascular Surgery						1	2	3	3	3		2	1
Neurosurgery	2	3	1	2	4	5		17	18	17	1	18	
Obstetrics/Gynecology	22	22	19	15	21	1		100	100	99	1	99	1
Gyn. Oncology						2	1	3	3	3		3	
Maternal-Fetal Med. (Ob.)						1	1	2	2	2		2	
Ophthalmology	10	11	15	9	14			59	59	59		59	
Otolaryngology - Head and Neck Surgery	7	8	6	8	8			37	37	37		37	
Orthopedic Surgery	15	17	17	12	10			71	72	66		72	
Plastic Surgery	5	4	6	9	8			32	33	33		30	3
Urology	7	6	9	7	5			34	34	31		34	
SURGICAL SPECIALTIES SUBTOTAL	113	103	99	83	93	17	5	513	517	502	15	510	7
Total	754	683	445	325	338	74	10	2629	2636	2590	46	2613	23

* Canadian Citizens and Permanent Residents

TABLE B-1b
2008 POST-M.D. TRAINEES IN QUEBEC TRAINING PROGRAMS
(TRAINEES FUNDED BY ALL SOURCES OTHER THAN REGULAR MINISTRY FUNDS)
FIELD OF POST-M.D. TRAINING
BY
RANK

Université Laval

Field of Post-M.D. Training	Residents				Sub-Total	Fellows		Total	Legal Status		Entry Status
	R-1	R-2	R-6	R-6		Fellow	CC/ PR*		Visa	New Entry	
Family Medicine	1	3			4			4	4		4
FAMILY MEDICINE SUBTOTAL	1	3			4			4	4		4
Cardiology (Int.Med.)						5		5		5	5
Pediatrics						1		1		1	1
Psychiatry			1		1			1	1	1	1
Radiation Oncology						1		1		1	1
MEDICAL SPECIALTIES SUBTOTAL			1		1	7		8	1	7	8
Cardiac Surgery						5		5		5	5
General Surgery						1		1	1	1	1
Vascular Surgery						1		1		1	1
Gyn. Oncology						1		1		1	1
Urology						1		1		1	1
SURGICAL SPECIALTIES SUBTOTAL						9		9	1	8	9
Total	1	3	1	1	5	16		21	6	15	21

* Canadian Citizens and Permanent Residents

TABLE B-1b
2008 POST-M.D. TRAINEES IN QUEBEC TRAINING PROGRAMS
(TRAINEES FUNDED BY ALL SOURCES OTHER THAN REGULAR MINISTRY FUNDS)
FIELD OF POST-M.D. TRAINING
BY
RANK

Université de Sherbrooke

Field of Post-M.D. Training	Residents			Fellows		Total	Legal Status		Entry Status
	R-1	R-2	Sub-Total	Fellow	CC/ PR*		Visa		
Family Medicine	4	15	19			19	19		19
FAMILY MEDICINE SUBTOTAL	4	15	19			19	19		19
Geriatric Medicine (Int.Med.)				1		1	1		1
Respirology (Int.Med.)				1		1	1		1
Rheumatology (Int.Med.)				1		1		1	1
Pediatrics				1		1		1	1
MEDICAL SPECIALTIES SUBTOTAL				4		4	2	2	4
General Surgery				1		1		1	1
SURGICAL SPECIALTIES SUBTOTAL				1		1		1	1
Total	4	15	19	5		24	21	3	24

* Canadian Citizens and Permanent Residents

**TABLE B-1b
2008 POST-M.D. TRAINEES IN QUEBEC TRAINING PROGRAMS
(TRAINEES FUNDED BY ALL SOURCES OTHER THAN REGULAR MINISTRY FUNDS)
FIELD OF POST-M.D. TRAINING
BY
RANK**

Université de Montréal

Field of Post-M.D. Training	Residents		Fellows		Total	Legal Status		Entry Status
	R-7	Subtotal	Fellow			CC/ PR*	Visa	
Anesthesiology			2		2			2
Dermatology			2		2			2
Diagnostic Radiology			6		6			6
Neuroradiology			1		1			1
Cardiology (Int.Med.)			20		20			20
Critical Care (Int.Med)			1		1			1
Hematology (Int.Med.)			3		3		1	3
Respirology (Int.Med.)			1		1		1	1
Cardiology (Ped.)			3		3			3
Critical Care (Ped.)			3		3			3
Endocrinology/Met. (Ped.)			3		3			3
Gastroenterology (Ped.)			4		4			4
Hematology/Oncology (Ped.)			4		4			4
Infectious Diseases (Ped.)			2		2			2
Neonatal-Perinatal Med. (Ped.)			4		4			4
Respirology (Ped.)			2		2			2
MEDICAL SPECIALTIES SUBTOTAL			61		61		2	59
Cardiac Surgery			2		2		1	1
General Surgery			2		2			2
Pediatric General Surgery	1	1	1		2			2
Neurosurgery			1		1			1

* Canadian Citizens and Permanent Residents

Note: 10 of the visa trainees were funded by foreign government contracts (e.g. Saudi Arabia) (continued)

TABLE B-1b
2008 POST-M.D. TRAINEES IN QUEBEC TRAINING PROGRAMS
(TRAINEES FUNDED BY ALL SOURCES OTHER THAN REGULAR MINISTRY FUNDS)
FIELD OF POST-M.D. TRAINING
BY
RANK

Université de Montréal

Field of Post-M.D. Training	Residents		Fellows		Total	Legal Status		Entry Status
	R-7	Subtotal	Fellow			CC/ PR*	Visa	
Gyn. Oncology			2		2			2
Gyn.Rep.Endocrin./Infertility			1		1			1
Maternal-Fetal Med. (Ob.)			2		2			2
Ophthalmology			4		4			4
Otolaryngology - Head and Neck Surgery			2		2		1	2
Orthopedic Surgery			2		2		1	2
Plastic Surgery			2		2			2
Urology			1		1			1
SURGICAL SPECIALTIES SUBTOTAL	1	1	22		23	3	20	23
Total	1	1	83		84	5	79	84

* Canadian Citizens and Permanent Residents

Note: 10 of the visa trainees were funded by foreign government contracts (e.g. Saudi Arabia)

**TABLE B-1b
2008 POST-M.D. TRAINEES IN QUEBEC TRAINING PROGRAMS
(TRAINEES FUNDED BY ALL SOURCES OTHER THAN REGULAR MINISTRY FUNDS)
FIELD OF POST-M.D. TRAINING
BY
RANK**

McGill University

Field of Post-M.D. Training	Residents							Sub-Total	Fellows	Total	Legal Status		Entry Status
	R-1	R-2	R-3	R-4	R-5	R-6	CC/PR*				Visa	New Entry	
Family Medicine		1						1	1	2	2		2
Care of the Elderly (CFPC)			1					1		1	1	1	1
FAMILY MEDICINE SUBTOTAL	1	1	1					2	1	3	3		3
Anesthesiology			2	2	2	1	1	7	7	14	14		14
Dermatology			2	1	1	1	1	4	1	5	4		5
Diagnostic Radiology	1		2	4	3	4		14	7	21	1	20	1
Neuroradiology									1	1	1	1	1
Pediatric Diagnostic Radiology									1	1	1	1	1
Emergency Medicine (RCPSC)	1	2	1	2	2			8		8	8		8
Internal Medicine	12	3	7					22	1	23	1	22	23
Cardiology (Int.Med.)				2				6	2	8	8		8
Endocrinology/Met. (Int.Med.)				2	3	1		6		6	6		6
Gastroenterology (Int.Med.)				2	3			5	1	6	6		6
Hematology (Int.Med.)				1				1		1	1		1
Medical Oncology (Int.Med.)									1	1	1		1
Nephrology (Int.Med.)									1	1	1		1
Respirology (Int.Med.)					2			2		2	2		2
Rheumatology (Int.Med.)					1			1		1	1		1
Medical Genetics			1		1			2		2	2		2
Neurology						4		7	5	12	6	6	11
Neurology (Pediatrics)		1	1		1			3		3	3		3
Pediatrics	6	5	6	1				18	1	19	2	17	19
Clin. Imm./Allergy (Ped.)				1	1			2		2	2		2
Critical Care (Ped.)				1	1			2		2	2		2
Endocrinology/Met. (Ped.)				1	1			1	1	2	1	1	2
Developmental Pediatrics				2				2		2	2		2
Pediatric Emergency Med. (Ped.)				1	1			1		1	1		1
Hematology/Oncology (Ped.)				1	1			1		1	1		1

* Canadian Citizens and Permanent Residents
Note: 232 of the visa trainees were funded by foreign government contracts (e.g. Saudi Arabia) (continued)

**TABLE B-1b
2008 POST-M.D. TRAINEES IN QUEBEC TRAINING PROGRAMS
(TRAINEES FUNDED BY ALL SOURCES OTHER THAN REGULAR MINISTRY FUNDS)
FIELD OF POST-M.D. TRAINING
BY
RANK**

McGill University

Field of Post-M.D. Training	Residents						Sub-Total	Fellows	Total	Legal Status		Entry Status	
	R-1	R-2	R-3	R-4	R-5	R-6				CC/PR*	Visa	New Entry	Re-Entry
Neonatal-Perinatal Med. (Ped.)				2			2		2			2	
Nephrology (Ped.)				2	1		3		3			3	
Respirology (Ped.)				1	1		2		1			1	
Psychiatry		3		1			4		6			6	
Radiation Oncology	1			1	1		3		5			5	
MEDICAL SPECIALTIES SUBTOTAL	20	15	25	33	24	15	132	30	162	15	147	159	3
Anatomical Pathology					3		3		3			3	
Medical Biochemistry				1	1		2		3			3	
LAB MEDICINE SPECIALTIES SUBTOTAL				1	4	1	6		6			6	
Cardiac Surgery			1	1	2	1	5	2	7	2	5	7	
General Surgery	14	5	6	5	3	1	34	2	36	5	31	36	
Critical Care (Surgery)						1	1		1		1	1	
Gen. Surgical Oncology						1	1		1			1	
Pediatric General Surgery						1	1		1			1	
Vascular Surgery						1	1		1			1	
Neurosurgery	2		3	1	1	1	8	3	11		11	11	
Obstetrics/Gynecology	7	1	4	3			15		15		15	15	
Gyn. Oncology						2	2	2	4		4	4	
Gyn.Rep.Endocrin./Infertility						1	1	3	4		4	4	
Ophthalmology		2	3	4	2	3	14	1	15		15	15	
Otolaryngology - Head and Neck Surgery		2	1	2	2	2	9	2	9	2	7	9	
Orthopedic Surgery		3		2	2	2	9	2	11		11	11	
Plastic Surgery			3	1	1	1	6	1	6	2	4	6	
Urology			1	1		5	7		7		7	7	
SURGICAL SPECIALTIES SUBTOTAL	23	13	22	20	12	23	113	16	129	12	117	129	
Total	43	29	48	54	40	39	253	47	300	29	271	297	3

* Canadian Citizens and Permanent Residents
Note: 232 of the visa trainees were funded by foreign government contracts (e.g. Saudi Arabia)

**TABLE B-1b
2008 POST-M.D. TRAINEES IN QUEBEC TRAINING PROGRAMS
(TRAINEES FUNDED BY ALL SOURCES OTHER THAN REGULAR MINISTRY FUNDS)
FIELD OF POST-M.D. TRAINING
BY
RANK
Total**

Field of Post-M.D. Training	Residents							Sub- Total	Fellows Fellow	Total	Legal Status		Entry Status New Entry Re-Entry
	R-1	R-2	R-3	R-4	R-5	R-6	R-7				CC/PR*	Visa	
Family Medicine	5	19						24	1	25		25	
Care of the Elderly (CFPC)			1					1		1	1	1	
FAMILY MEDICINE SUBTOTAL	5	19	1					25	1	25	1	26	
Anesthesiology			2	2	2	1		7	9	16	16	16	
Dermatology			2	1	1			4	3	7	6	7	
Diagnostic Radiology		1	2	4	3			14	13	27	26	26	1
Neuroradiology									2	2	2	2	
Pediatric Diagnostic Radiology									1	1	1	1	
Emergency Medicine (RCPSC)	1	2	1	2	2			8	1	9	8	8	
Internal Medicine	12	3	7	2				22	1	23	22	23	
Cardiology (Int.Med.)				2		4		6	27	33	33	33	
Critical Care (Int.Med.)									1	1	1	1	
Endocrinology/Met. (Int.Med.)				2	3	1		6		6	6	6	
Gastroenterology (Int.Med.)				2	3			5	1	6	6	6	
Geriatric Medicine (Int.Med.)									1	1	1	1	
Hematology (Int.Med.)				1				1	3	4	3	4	
Medical Oncology (Int.Med.)									1	1	1	1	
Nephrology (Int.Med.)									1	1	1	1	
Respirology (Int.Med.)					2			2	2	4	2	4	
Rheumatology (Int.Med.)					1			1	1	2	2	2	
Medical Genetics			1		1			2	2	4	2	4	
Neurology						4		4	5	12	6	11	1
Neurology (Pediatrics)		1	1		1			3	3	6	3	3	
Pediatrics	6	5	6	1				18	3	21	2	21	
Cardiology (Ped.)									3	3	3	3	
Clin. Imm./Allergy (Ped.)				1	1			2	3	5	2	2	
Critical Care (Ped.)				1	1			2	3	5	5	5	
Endocrinology/Met. (Ped.)				1	1			2	4	6	1	5	
Gastroenterology (Ped.)									4	4	4	4	
Developmental Pediatrics				2				2	4	6	2	2	
Pediatric Emergency Med. (Ped.)				1				1	1	2	1	1	

* Canadian Citizens and Permanent Residents
Note: 242 of the visa trainees were funded by foreign government contracts (e.g. Saudi Arabia) (continued)

**TABLE B-1b
2008 POST-M.D. TRAINEES IN QUEBEC TRAINING PROGRAMS
(TRAINEES FUNDED BY ALL SOURCES OTHER THAN REGULAR MINISTRY FUNDS)
FIELD OF POST-M.D. TRAINING
BY
RANK
Total**

Field of Post-M.D. Training	Residents							Sub- Total	Fellows Fellow	Total	Legal Status		Entry Status	
	R-1	R-2	R-3	R-4	R-5	R-6	R-7				CC/PR*	Visa	New Entry	Re-Entry
Hematology/Oncology (Ped.)				1				1	4	5	1	4	5	
Infectious Diseases (Ped.)				2				2	2	2		2	2	
Neonatal-Perinatal Med. (Ped.)				2				2	4	6		6	6	
Nephrology (Ped.)					1			1	3	3		3	3	
Respirology (Ped.)		3			1			1	2	3		3	3	
Psychiatry	1			1	1			1	7	7	1	6	7	
Radiation Oncology				1	1			1	1	6		6	6	
MEDICAL SPECIALTIES SUBTOTAL	20	15	25	33	24	16		133	102	235	20	215	232	3
Anatomical Pathology				1	3			3		3		3	3	
Medical Biochemistry				1	1			3		3		3	3	
LAB MEDICINE SPECIALTIES SUBTOTAL				1	4			6		6		6	6	
Cardiac Surgery				1	2			5	9	14		11	14	
General Surgery	14	5	6	5	3			34	6	40	6	34	40	
Critical Care (Surgery)								1		1		1	1	
Gen. Surgical Oncology								1		1	1		1	
Pediatric General Surgery							1	2	1	3		3	3	
Vascular Surgery								1	1	2		2	2	
Neurosurgery	2		3	1	1			8	4	12		12	12	
Obstetrics/Gynecology	7	1	4	3				15		15		15	15	
Gyn. Oncology						2		2	5	7		7	7	
Gyn.Rep.Endocrin./Infertility						1		1	4	5		5	5	
Maternal-Fetal Med. (Ob.)								1	2	2		2	2	
Ophthalmology		2	3	4	2	3		14	5	19		19	19	
Otolaryngology - Head and Neck Surgery		2	1	2	2	2		9	2	11	3	8	11	
Orthopedic Surgery		3		2	2	2		9	4	13	1	12	13	
Plastic Surgery			3	1	1	1		5	3	8	2	6	8	
Urology			1	1		5		7	2	9		9	9	
SURGICAL SPECIALTIES SUBTOTAL	23	13	22	20	12	23	1	114	48	162	16	146	162	3
Total	48	47	48	54	40	40	1	278	151	429	61	368	426	3

* Canadian Citizens and Permanent Residents
Note: 242 of the visa trainees were funded by foreign government contracts (e.g. Saudi Arabia)

TABLE B-2
2008 RESIDENTS IN QUEBEC TRAINING PROGRAMS
FIELD OF POST-M.D. TRAINING
BY
PROVINCE WHERE M.D. DEGREE WAS EARNED

Field of Post-M.D. Training	Graduates of Canadian Medical Schools									Int. Med. Grads IMGS*	Total
	Nfld.	N.S.	Que.	Ont.	Man.	Sask.	Alta	B.C.	Subtotal		
Family Medicine	1	2	507	16	1		3	1	531	80	611
Emergency Medicine (CFPC)			33	4				2	39		39
Care of the Elderly (CFPC)			1						1	2	3
Enhanced Skills: Other Fam. Med. Training			7					1	8	1	9
FAMILY MEDICINE SUBTOTAL	1	2	548	20	1		3	4	579	83	662
Palliative Medicine			3						3		3
TRAINING FOLLOWING FAMILY MEDICINE OR SPECIALTY SUBTOTAL			3						3		3
Anesthesiology		1	126	5		1	1	4	138	13	151
Critical Care (Anes.)			3						3		3
Community Medicine			18	2					20	10	30
Dermatology			28	1		1		1	31	4	35
Diagnostic Radiology			114	1			1		116	22	138
Emergency Medicine (RCPSC)			29	5					34	8	42
Internal Medicine		2	341	17	2	1	3	2	368	47	415
Cardiology (Int.Med.)		1	37	3				1	42	8	50
Clin. Imm./Allergy (Int.Med.)			2						2		2
Critical Care (Int.Med.)			6	1					7		7
Endocrinology/Met. (Int.Med.)			13	1				1	15	6	21
Gastroenterology (Int.Med.)			9	2					11	6	17
Geriatric Medicine (Int.Med.)			8						8		8
Hematology (Int.Med.)			14	1					15	1	16
Infectious Diseases (Int.Med.)								1	1		1
Medical Oncology (Int.Med.)			7	2					9	1	10
Nephrology (Int.Med.)			9	1					10		10
Respirology (Int.Med.)			13						13	3	16
Rheumatology (Int.Med.)			5						5	2	7
Medical Genetics			8						8	6	14
Neurology			45	1				1	47	10	57
Neurology (Pediatrics)			7						7	4	11
Nuclear Medicine			19						19	1	20
Pediatrics			85	1	1			1	88	20	108
Cardiology (Ped.)			3						3		3
Clin. Imm./Allergy (Ped.)			2	1					3	2	5
Critical Care (Ped.)										4	4
Endocrinology/Met. (Ped.)				1					1	1	2
Gastroenterology (Ped.)			2						2		2
Developmental Pediatrics			1						1	2	3
Pediatric Emergency Med. (Ped.)			4	1					5		5
Hematology/Oncology (Ped.)			4						4		4
Infectious Diseases (Ped.)			1						1		1
Neonatal-Perinatal Med. (Ped.)			3	1					4	2	6
Nephrology (Ped.)			1						1	3	4
Respirology (Ped.)			1						1	1	2
Rheumatology (Ped.)			2						2		2
Physical Medicine & Rehab.			14						14	1	15
Psychiatry		1	176	8			4		189	20	209
Radiation Oncology			43	3			1		47	8	55
MEDICAL SPECIALTIES SUBTOTAL		5	1203	59	3	3	10	12	1295	216	1511
Anatomical Pathology			26	1	1				28	19	47
Medical Biochemistry			4						4	11	15
Medical Microbiology			40						40		40
Neuropathology			1						1	1	2

* IMGS: International Medical Graduates (continued)

TABLE B-2
2008 RESIDENTS IN QUEBEC TRAINING PROGRAMS
FIELD OF POST-M.D. TRAINING
BY
PROVINCE WHERE M.D. DEGREE WAS EARNED

Field of Post-M.D. Training	Graduates of Canadian Medical Schools									Int. Med. Grads IMGS*	Total
	Nfld.	N.S.	Que.	Ont.	Man.	Sask.	Alta.	B.C.	Subtotal		
LAB MEDICINE SPECIALTIES SUBTOTAL			71	1	1				73	31	104
Cardiac Surgery			9					1	10	5	15
General Surgery			125	7			1		133	41	174
Critical Care (Surgery)										2	2
Gen. Surgical Oncology			1						1	1	2
Pediatric General Surgery			2						2	2	4
Thoracic Surgery			1						1		1
Vascular Surgery			2		1				3	1	4
Neurosurgery	1		16						17	8	25
Obstetrics/Gynecology			91	2	1				94	21	115
Gyn. Oncology			3						3	2	5
Gyn.Rep.Endocrin./Infertility										1	1
Maternal-Fetal Med. (Ob.)			2						2		2
Ophthalmology			50	6					56	17	73
Otolaryngology - Head and Neck Surgery	1		33	3			1		38	8	46
Orthopedic Surgery			55	5					60	20	80
Plastic Surgery			30	3					33	4	37
Urology			29	1					30	11	41
SURGICAL SPECIALTIES SUBTOTAL	2		449	27	2	1	1	1	483	144	627
Total	3	7	2274	107	7	4	14	17	2433	474	2907

* IMGS: International Medical Graduates

TABLE B-2i
2008 RESIDENTS IN QUEBEC TRAINING PROGRAMS
FIRST YEAR TRAINEES ONLY
FIELD OF POST-M.D. TRAINING
BY
PROVINCE WHERE M.D. DEGREE WAS EARNED

Field of Post-M.D. Training	Graduates of Canadian Medical Schools									Int. Med. Grads	Total
	Nfld.	N.S.	Que.	Ont.	Man.	Sask.	Alta	B.C.	Subtotal	IMGS*	
Family Medicine	1	2	242	5	1		3	1	255	43	298
FAMILY MEDICINE SUBTOTAL	1	2	242	5	1		3	1	255	43	298
Anesthesiology		1	26					1	28	1	29
Community Medicine			1						1	5	6
Dermatology			6						6		6
Diagnostic Radiology			20						20	1	21
Emergency Medicine (RCPSC)			5	3					8	1	9
Internal Medicine		1	121	5	1	1		1	130	17	147
Medical Genetics			2						2		2
Neurology			7	1					8	1	9
Neurology (Pediatrics)			1						1	1	2
Nuclear Medicine			3						3		3
Pediatrics			23						23	6	29
Physical Medicine & Rehab.			4						4		4
Psychiatry			28	1			1		30	3	33
Radiation Oncology			3	1					4		4
MEDICAL SPECIALTIES SUBTOTAL		2	250	11	1	1	1	2	268	36	304
Anatomical Pathology			2						2	3	5
Medical Biochemistry										2	2
Medical Microbiology			6						6		6
LAB MEDICINE SPECIALTIES SUBTOTAL			8						8	5	13
Cardiac Surgery			1						1		1
General Surgery			33	4			1		38	17	55
Neurosurgery			2						2	2	4
Obstetrics/Gynecology			18	1	1				20	8	28
Ophthalmology			8	2					10		10
Otolaryngology - Head and Neck Surgery			5						5	1	6
Orthopedic Surgery			12	1					13	2	15
Plastic Surgery			5						5		5
Urology			7						7		7
SURGICAL SPECIALTIES SUBTOTAL			91	8	1		1		101	30	131
Total	1	4	591	24	3	1	5	3	632	114	746

* IMGS: International Medical Graduates

**TABLE B-3
2008 RESIDENTS IN QUEBEC TRAINING PROGRAMS
FIELD OF POST-M.D. TRAINING
BY
GENDER**

Field of Post-M.D. Training	Female		Male		Total	
	Count	Row %	Count	Row %	Count	Row %
Family Medicine	445	72.8%	166	27.2%	611	100.0%
Emergency Medicine (CFPC)	20	51.3%	19	48.7%	39	100.0%
Care of the Elderly (CFPC)	2	66.7%	1	33.3%	3	100.0%
Enhanced Skills: Other Fam. Med. Training	7	77.8%	2	22.2%	9	100.0%
FAMILY MEDICINE SUBTOTAL	474	71.6%	188	28.4%	662	100.0%
Palliative Medicine	3	100.0%			3	100.0%
TRAINING FOLLOWING FAMILY MEDICINE OR SPECIALTY SUBTOTAL	3	100.0%			3	100.0%
Anesthesiology	81	53.6%	70	46.4%	151	100.0%
Critical Care (Anes.)	1	33.3%	2	66.7%	3	100.0%
Community Medicine	23	76.7%	7	23.3%	30	100.0%
Dermatology	27	77.1%	8	22.9%	35	100.0%
Diagnostic Radiology	68	49.3%	70	50.7%	138	100.0%
Emergency Medicine (RCPSC)	22	52.4%	20	47.6%	42	100.0%
Internal Medicine	232	55.9%	183	44.1%	415	100.0%
Cardiology (Int.Med.)	18	36.0%	32	64.0%	50	100.0%
Clin. Imm./Allergy (Int.Med.)	1	50.0%	1	50.0%	2	100.0%
Critical Care (Int.Med.)	4	57.1%	3	42.9%	7	100.0%
Endocrinology/Met. (Int.Med.)	15	71.4%	6	28.6%	21	100.0%
Gastroenterology (Int.Med.)	5	29.4%	12	70.6%	17	100.0%
Geriatric Medicine (Int.Med.)	7	87.5%	1	12.5%	8	100.0%
Hematology (Int.Med.)	8	50.0%	8	50.0%	16	100.0%
Infectious Diseases (Int.Med.)			1	100.0%	1	100.0%
Medical Oncology (Int.Med.)	6	60.0%	4	40.0%	10	100.0%
Nephrology (Int.Med.)	5	50.0%	5	50.0%	10	100.0%
Respirology (Int.Med.)	8	50.0%	8	50.0%	16	100.0%
Rheumatology (Int.Med.)	6	85.7%	1	14.3%	7	100.0%
Medical Genetics	8	57.1%	6	42.9%	14	100.0%
Neurology	34	59.6%	23	40.4%	57	100.0%
Neurology (Pediatrics)	7	63.6%	4	36.4%	11	100.0%
Nuclear Medicine	3	15.0%	17	85.0%	20	100.0%
Pediatrics	83	76.9%	25	23.1%	108	100.0%
Cardiology (Ped.)	1	33.3%	2	66.7%	3	100.0%
Clin. Imm./Allergy (Ped.)	2	40.0%	3	60.0%	5	100.0%
Critical Care (Ped.)			4	100.0%	4	100.0%
Endocrinology/Met. (Ped.)	2	100.0%			2	100.0%
Gastroenterology (Ped.)	2	100.0%			2	100.0%
Developmental Pediatrics	3	100.0%			3	100.0%
Pediatric Emergency Med. (Ped.)	4	80.0%	1	20.0%	5	100.0%
Hematology/Oncology (Ped.)	4	100.0%			4	100.0%

(continued)

**TABLE B-3
2008 RESIDENTS IN QUEBEC TRAINING PROGRAMS
FIELD OF POST-M.D. TRAINING
BY
GENDER**

Field of Post-M.D. Training	Female		Male		Total	
	Count	Row %	Count	Row %	Count	Row %
Infectious Diseases (Ped.)	1	100.0%			1	100.0%
Neonatal-Perinatal Med. (Ped.)	5	83.3%	1	16.7%	6	100.0%
Nephrology (Ped.)	3	75.0%	1	25.0%	4	100.0%
Respirology (Ped.)	1	50.0%	1	50.0%	2	100.0%
Rheumatology (Ped.)	2	100.0%			2	100.0%
Physical Medicine & Rehab.	10	66.7%	5	33.3%	15	100.0%
Psychiatry	142	67.9%	67	32.1%	209	100.0%
Radiation Oncology	33	60.0%	22	40.0%	55	100.0%
MEDICAL SPECIALTIES SUBTOTAL	887	58.7%	624	41.3%	1511	100.0%
Anatomical Pathology	27	57.4%	20	42.6%	47	100.0%
Medical Biochemistry	10	66.7%	5	33.3%	15	100.0%
Medical Microbiology	25	62.5%	15	37.5%	40	100.0%
Neuropathology	1	50.0%	1	50.0%	2	100.0%
LAB MEDICINE SPECIALTIES SUBTOTAL	63	60.6%	41	39.4%	104	100.0%
Cardiac Surgery	1	6.7%	14	93.3%	15	100.0%
General Surgery	73	42.0%	101	58.0%	174	100.0%
Critical Care (Surgery)			2	100.0%	2	100.0%
Gen. Surgical Oncology			2	100.0%	2	100.0%
Pediatric General Surgery	3	75.0%	1	25.0%	4	100.0%
Thoracic Surgery			1	100.0%	1	100.0%
Vascular Surgery	1	25.0%	3	75.0%	4	100.0%
Neurosurgery	4	16.0%	21	84.0%	25	100.0%
Obstetrics/Gynecology	92	80.0%	23	20.0%	115	100.0%
Gyn. Oncology	3	60.0%	2	40.0%	5	100.0%
Gyn.Rep.Endocrin./Infertility			1	100.0%	1	100.0%
Maternal-Fetal Med. (Ob.)	1	50.0%	1	50.0%	2	100.0%
Ophthalmology	39	53.4%	34	46.6%	73	100.0%
Otolaryngology - Head and Neck Surgery	20	43.5%	26	56.5%	46	100.0%
Orthopedic Surgery	24	30.0%	56	70.0%	80	100.0%
Plastic Surgery	16	43.2%	21	56.8%	37	100.0%
Urology	9	22.0%	32	78.0%	41	100.0%
SURGICAL SPECIALTIES SUBTOTAL	286	45.6%	341	54.4%	627	100.0%
Total	1713	58.9%	1194	41.1%	2907	100.0%

Section C

**Post-M.D. Trainees Exiting
Quebec Training Programs in**

July, 2008

at the Completion of Post-M.D. Training

TABLE C-1
POST-M.D. TRAINEES EXITING QUEBEC TRAINING PROGRAMS IN JULY, 2008
AT THE COMPLETION OF POST-M.D. TRAINING
(GRADUATES OF CANADIAN MEDICAL SCHOOLS)
FIELD OF POST-M.D. TRAINING
BY
RANK

Field of Post-M.D. Training	Residents						Subtotal	Fellows	Total
	R-2	R-3	R-4	R-5	R-6	R-7		Fellow	
Family Medicine	199						199	1	200
Emergency Medicine (CFPC)		29					29		29
Care of the Elderly (CFPC)		1					1		1
Enhanced Skills: Other Fam. Med. Training		4					4		4
FAMILY MEDICINE SUBTOTAL	199	34					233	1	234
Palliative Medicine					1		1		1
TRAINING FOLLOWING FAMILY MEDICINE OR SPECIALTY SUBTOTAL					1		1		1
Anesthesiology				18	2		20		20
Critical Care (Anes.)					1		1		1
Community Medicine				4	1		5		5
Dermatology				3	1		4		4
Diagnostic Radiology				16	2		18	2	20
Neuroradiology					1		1		1
Emergency Medicine (RCPSC)				4			4		4
Internal Medicine			1	13	1		15		15
Cardiology (Int.Med.)					5	1	6	1	7
Clin. Imm./Allergy (Int.Med.)				1			1		1
Critical Care (Int.Med.)					4		4		4
Endocrinology/Met. (Int.Med.)				3		1	4		4
Gastroenterology (Int.Med.)				8	2		10	1	11
Geriatric Medicine (Int.Med.)				1	1		2		2
Hematology (Int.Med.)				3			3	1	4
Medical Oncology (Int.Med.)					5		5		5
Nephrology (Int.Med.)				6	1		7		7
Respirology (Int.Med.)				5	2		7		7
Rheumatology (Int.Med.)				2			2		2
Medical Genetics				1			1		1
Neurology				8			8	2	10
Nuclear Medicine				2			2		2
Pediatrics			1	6			7		7
Critical Care (Ped.)				2			2		2
Gastroenterology (Ped.)								1	1
Pediatric Emergency Med. (Ped.)				1			1	1	2
Infectious Diseases (Ped.)				1			1		1
Respirology (Ped.)				1			1		1
Psychiatry			1	17	3		21	1	22
Radiation Oncology				6			6		6
MEDICAL SPECIALTIES SUBTOTAL			3	132	32	2	169	10	179
Anatomical Pathology				3	2		5		5
Medical Biochemistry				2			2		2
Medical Microbiology				6	3		9		9
LAB MEDICINE SPECIALTIES SUBTOTAL				11	5		16		16
Cardiac Surgery					1		1		1
General Surgery				15			15		15
Gen. Surgical Oncology					1		1		1

(continued)

**TABLE C-1
 POST-M.D. TRAINEES EXITING QUEBEC TRAINING PROGRAMS IN JULY, 2008
 AT THE COMPLETION OF POST-M.D. TRAINING
 (GRADUATES OF CANADIAN MEDICAL SCHOOLS)
 FIELD OF POST-M.D. TRAINING
 BY
 RANK**

Field of Post-M.D. Training	Residents							Fellows	Total
	R-2	R-3	R-4	R-5	R-6	R-7	Subtotal	Fellow	
Thoracic Surgery						2	2		2
Vascular Surgery					1		1		1
Neurosurgery			1		2		3		3
Obstetrics/Gynecology				8			8		8
Maternal-Fetal Med. (Ob.)						1	1		1
Ophthalmology				7	3		10	1	11
Otolaryngology - Head and Neck Surgery				4			4	1	5
Orthopedic Surgery				7			7	1	8
Plastic Surgery				6			6		6
Urology				3			3	1	4
SURGICAL SPECIALTIES SUBTOTAL			1	50	8	3	62	4	66
Total	199	34	4	193	46	5	481	15	496

TABLE C-2
POST-M.D. TRAINEES EXITING QUEBEC TRAINING PROGRAMS IN JULY, 2008
AT THE COMPLETION OF POST-M.D. TRAINING
(GRADUATES OF CANADIAN MEDICAL SCHOOLS)
FIELD OF POST-M.D. TRAINING
BY
GENDER

Field of Post-M.D. Training	Female		Male		Total	
	Count	Row %	Count	Row %	Count	Row %
Family Medicine	159	79.5%	41	20.5%	200	100.0%
Emergency Medicine (CFPC)	19	65.5%	10	34.5%	29	100.0%
Care of the Elderly (CFPC)	1	100.0%			1	100.0%
Enhanced Skills: Other Fam. Med. Training	4	100.0%			4	100.0%
FAMILY MEDICINE SUBTOTAL	183	78.2%	51	21.8%	234	100.0%
Palliative Medicine	1	100.0%			1	100.0%
TRAINING FOLLOWING FAMILY MEDICINE OR SPECIALTY SUBTOTAL	1	100.0%			1	100.0%
Anesthesiology	9	45.0%	11	55.0%	20	100.0%
Critical Care (Anes.)			1	100.0%	1	100.0%
Community Medicine	4	80.0%	1	20.0%	5	100.0%
Dermatology	1	25.0%	3	75.0%	4	100.0%
Diagnostic Radiology	8	40.0%	12	60.0%	20	100.0%
Neuroradiology	1	100.0%			1	100.0%
Emergency Medicine (RCPSC)	2	50.0%	2	50.0%	4	100.0%
Internal Medicine	12	80.0%	3	20.0%	15	100.0%
Cardiology (Int.Med.)	1	14.3%	6	85.7%	7	100.0%
Clin. Imm./Allergy (Int.Med.)	1	100.0%			1	100.0%
Critical Care (Int.Med.)			4	100.0%	4	100.0%
Endocrinology/Met. (Int.Med.)	4	100.0%			4	100.0%
Gastroenterology (Int.Med.)	4	36.4%	7	63.6%	11	100.0%
Geriatric Medicine (Int.Med.)	2	100.0%			2	100.0%
Hematology (Int.Med.)	1	25.0%	3	75.0%	4	100.0%
Medical Oncology (Int.Med.)	3	60.0%	2	40.0%	5	100.0%
Nephrology (Int.Med.)	3	42.9%	4	57.1%	7	100.0%
Respirology (Int.Med.)	5	71.4%	2	28.6%	7	100.0%
Rheumatology (Int.Med.)	2	100.0%			2	100.0%
Medical Genetics			1	100.0%	1	100.0%
Neurology	5	50.0%	5	50.0%	10	100.0%
Nuclear Medicine			2	100.0%	2	100.0%
Pediatrics	6	85.7%	1	14.3%	7	100.0%
Critical Care (Ped.)	2	100.0%			2	100.0%
Gastroenterology (Ped.)			1	100.0%	1	100.0%
Pediatric Emergency Med. (Ped.)	2	100.0%			2	100.0%

(continued)

**TABLE C-2
POST-M.D. TRAINEES EXITING QUEBEC TRAINING PROGRAMS IN JULY, 2008
AT THE COMPLETION OF POST-M.D. TRAINING
(GRADUATES OF CANADIAN MEDICAL SCHOOLS)
FIELD OF POST-M.D. TRAINING
BY
GENDER**

Field of Post-M.D. Training	Female		Male		Total	
	Count	Row %	Count	Row %	Count	Row %
Infectious Diseases (Ped.)	1	100.0%			1	100.0%
Respirology (Ped.)			1	100.0%	1	100.0%
Psychiatry	13	59.1%	9	40.9%	22	100.0%
Radiation Oncology	1	16.7%	5	83.3%	6	100.0%
MEDICAL SPECIALTIES SUBTOTAL	93	52.0%	86	48.0%	179	100.0%
Anatomical Pathology	4	80.0%	1	20.0%	5	100.0%
Medical Biochemistry	1	50.0%	1	50.0%	2	100.0%
Medical Microbiology	5	55.6%	4	44.4%	9	100.0%
LAB MEDICINE SPECIALTIES SUBTOTAL	10	62.5%	6	37.5%	16	100.0%
Cardiac Surgery			1	100.0%	1	100.0%
General Surgery	6	40.0%	9	60.0%	15	100.0%
Gen. Surgical Oncology			1	100.0%	1	100.0%
Thoracic Surgery			2	100.0%	2	100.0%
Vascular Surgery			1	100.0%	1	100.0%
Neurosurgery	2	66.7%	1	33.3%	3	100.0%
Obstetrics/Gynecology	7	87.5%	1	12.5%	8	100.0%
Maternal-Fetal Med. (Ob.)			1	100.0%	1	100.0%
Ophthalmology	6	54.5%	5	45.5%	11	100.0%
Otolaryngology - Head and Neck Surgery	3	60.0%	2	40.0%	5	100.0%
Orthopedic Surgery	1	12.5%	7	87.5%	8	100.0%
Plastic Surgery	2	33.3%	4	66.7%	6	100.0%
Urology			4	100.0%	4	100.0%
SURGICAL SPECIALTIES SUBTOTAL	27	40.9%	39	59.1%	66	100.0%
Total	314	63.3%	182	36.7%	496	100.0%

**TABLE C-3
POST-M.D. TRAINEES EXITING QUEBEC TRAINING PROGRAMS IN JULY, 2008
AT THE COMPLETION OF POST-M.D. TRAINING
(GRADUATES OF CANADIAN MEDICAL SCHOOLS)
FIELD OF POST-M.D. TRAINING (NOV 1, 2007)
OF NEW ENTRY AND RE-ENTRY GROUPS***

Field of Post-M.D. Training	New Entry		Re-entry		Total	
	Count	Col %	Count	Col %	Count	Col %
Family Medicine	200	41.1%			200	40.3%
Emergency Medicine (CFPC)	28	5.7%	1	11.1%	29	5.8%
Care of the Elderly (CFPC)	1	.2%			1	.2%
Enhanced Skills: Other Fam. Med. Training	4	.8%			4	.8%
FAMILY MEDICINE SUBTOTAL	233	47.8%	1	11.1%	234	47.2%
Palliative Medicine	1	.2%			1	.2%
TRAINING FOLLOWING FAMILY MEDICINE OR SPECIALTY SUBTOTAL	1	.2%			1	.2%
Anesthesiology	18	3.7%	2	22.2%	20	4.0%
Critical Care (Anes.)			1	11.1%	1	.2%
Community Medicine	5	1.0%			5	1.0%
Dermatology	4	.8%			4	.8%
Diagnostic Radiology	19	3.9%	1	11.1%	20	4.0%
Neuroradiology	1	.2%			1	.2%
Emergency Medicine (RCPSC)	4	.8%			4	.8%
Internal Medicine	15	3.1%			15	3.0%
Cardiology (Int.Med.)	7	1.4%			7	1.4%
Clin. Imm./Allergy (Int.Med.)	1	.2%			1	.2%
Critical Care (Int.Med.)	4	.8%			4	.8%
Endocrinology/Met. (Int.Med.)	4	.8%			4	.8%
Gastroenterology (Int.Med.)	10	2.1%	1	11.1%	11	2.2%
Geriatric Medicine (Int.Med.)	2	.4%			2	.4%
Hematology (Int.Med.)	3	.6%	1	11.1%	4	.8%
Medical Oncology (Int.Med.)	5	1.0%			5	1.0%
Nephrology (Int.Med.)	7	1.4%			7	1.4%
Respirology (Int.Med.)	7	1.4%			7	1.4%
Rheumatology (Int.Med.)	2	.4%			2	.4%
Medical Genetics	1	.2%			1	.2%
Neurology	10	2.1%			10	2.0%
Nuclear Medicine	2	.4%			2	.4%
Pediatrics	7	1.4%			7	1.4%
Critical Care (Ped.)	2	.4%			2	.4%
Gastroenterology (Ped.)	1	.2%			1	.2%
Pediatric Emergency Med. (Ped.)	2	.4%			2	.4%
Infectious Diseases (Ped.)	1	.2%			1	.2%
Respirology (Ped.)	1	.2%			1	.2%

* New Entry - trainees assumed to be entering practice for the first time
Re-entry - trainees assumed to be re-entering practice (continued)

**TABLE C-3
POST-M.D. TRAINEES EXITING QUEBEC TRAINING PROGRAMS IN JULY, 2008
AT THE COMPLETION OF POST-M.D. TRAINING
(GRADUATES OF CANADIAN MEDICAL SCHOOLS)
FIELD OF POST-M.D. TRAINING (NOV 1, 2007)
OF NEW ENTRY AND RE-ENTRY GROUPS***

Field of Post-M.D. Training	New Entry		Re-entry		Total	
	Count	Col %	Count	Col %	Count	Col %
Psychiatry	22	4.5%			22	4.4%
Radiation Oncology	6	1.2%			6	1.2%
MEDICAL SPECIALTIES SUBTOTAL	173	35.5%	6	66.7%	179	36.1%
Anatomical Pathology	5	1.0%			5	1.0%
Medical Biochemistry	2	.4%			2	.4%
Medical Microbiology	9	1.8%			9	1.8%
LAB MEDICINE SPECIALTIES SUBTOTAL	16	3.3%			16	3.2%
Cardiac Surgery	1	.2%			1	.2%
General Surgery	15	3.1%			15	3.0%
Gen. Surgical Oncology	1	.2%			1	.2%
Thoracic Surgery	1	.2%	1	11.1%	2	.4%
Vascular Surgery			1	11.1%	1	.2%
Neurosurgery	3	.6%			3	.6%
Obstetrics/Gynecology	8	1.6%			8	1.6%
Maternal-Fetal Med. (Ob.)	1	.2%			1	.2%
Ophthalmology	11	2.3%			11	2.2%
Otolaryngology - Head and Neck Surgery	5	1.0%			5	1.0%
Orthopedic Surgery	8	1.6%			8	1.6%
Plastic Surgery	6	1.2%			6	1.2%
Urology	4	.8%			4	.8%
SURGICAL SPECIALTIES SUBTOTAL	64	13.1%	2	22.2%	66	13.3%
Total	487	100.0%	9	100.0%	496	100.0%

* New Entry - trainees assumed to be entering practice for the first time

Re-entry - trainees assumed to be re-entering practice

**TABLE C-4
 POST-M.D. TRAINEES EXITING QUEBEC
 TRAINING PROGRAMS IN JULY, 2008
 AT THE COMPLETION OF POST-M.D. TRAINING
 (INTERNATIONAL MEDICAL GRADUATES)**

**LOCATION OF RECEIPT OF THE M.D. DEGREE
 BY
 LEGAL STATUS**

M.D. Country	Legal Status		
	CC/PR*	Visa	Total
Algeria	6		6
Argentina		1	1
Bahrain		2	2
Belgium	1	4	5
Brazil		5	5
Bulgaria	2		2
China (PRC)	1		1
Colombia	2	2	4
DR Congo	1		1
Cuba	1	1	2
Dominican Republic	1		1
Egypt		3	3
El Salvador	1		1
France	1	17	18
Germany		1	1
Greece	1		1
Guatemala		1	1
Haiti	1		1
India		4	4
Republic of Ireland		4	4
Israel		4	4
Italy		4	4
Jamaica	1		1
Japan		1	1
Kuwait		7	7
Lebanon		6	6
Mexico		2	2
Morocco	4	1	5
New Zealand		1	1
Oman		10	10
Romania	4		4

CC/PR: Canadian Citizens and Permanent Residents (continued)

**TABLE C-4
 POST-M.D. TRAINEES EXITING QUEBEC
 TRAINING PROGRAMS IN JULY, 2008
 AT THE COMPLETION OF POST-M.D. TRAINING
 (INTERNATIONAL MEDICAL GRADUATES)**

**LOCATION OF RECEIPT OF THE M.D. DEGREE
 BY
 LEGAL STATUS**

M.D. Country	Legal Status		
	CC/PR*	Visa	Total
Saudi Arabia		17	17
Switzerland	2	5	7
Syrian Arab Republic		1	1
Thailand		1	1
Trinidad and Tobago	1		1
Tunisia	1		1
Turkey		2	2
United States	1	5	6
United Kingdom	1	3	4
Total	34	115	149

CC/PR: Canadian Citizens and Permanent Residents

**TABLE C-4A
 POST-M.D. TRAINEES EXITING QUEBEC
 TRAINING PROGRAMS IN JULY, 2008
 AT THE COMPLETION OF POST-M.D. TRAINING
 (INTERNATIONAL MEDICAL GRADUATES)**

**FIELD OF POST-M.D. TRAINING
 BY
 LEGAL STATUS**

Field of Post-M.D. Training	Legal Status		
	CC/PR*	Visa	Total
Family Medicine	25		25
Emergency Medicine (CFPC)	1		1
Enhanced Skills: Other Fam. Med. Training	1		1
FAMILY MEDICINE SUBTOTAL	27		27
Anesthesiology	1	5	6
Dermatology		2	2
Diagnostic Radiology		11	11
Neuroradiology		3	3
Pediatric Diagnostic Radiology		1	1
Emergency Medicine (RCPSC)		1	1
Critical Care (Emergency Med.)		2	2
Cardiology (Int.Med.)		14	14
Clin. Imm./Allergy (Int.Med.)		2	2
Critical Care (Int.Med.)		1	1
Endocrinology/Met. (Int.Med.)	2	1	3
Gastroenterology (Int.Med.)		3	3
Medical Oncology (Int.Med.)		1	1
Respirology (Int.Med.)		1	1
Medical Genetics		2	2
Neurology	1	2	3
Neurology (Pediatrics)		1	1
Pediatrics		4	4
Critical Care (Ped.)		1	1
Endocrinology/Met. (Ped.)	1	2	3
Pediatric Emergency Med. (Ped.)		1	1
Hematology/Oncology (Ped.)		3	3
Infectious Diseases (Ped.)		2	2
Neonatal-Perinatal Med. (Ped.)		4	4
Respirology (Ped.)		2	2
Rheumatology (Ped.)		1	1
Psychiatry		2	2

CC/PR: Canadian Citizens and Permanent Residents (continued)

**TABLE C-4A
 POST-M.D. TRAINEES EXITING QUEBEC
 TRAINING PROGRAMS IN JULY, 2008
 AT THE COMPLETION OF POST-M.D. TRAINING
 (INTERNATIONAL MEDICAL GRADUATES)**

**FIELD OF POST-M.D. TRAINING
 BY
 LEGAL STATUS**

Field of Post-M.D. Training	Legal Status		
	CC/PR*	Visa	Total
MEDICAL SPECIALTIES SUBTOTAL	5	75	80
Anatomical Pathology		1	1
Medical Biochemistry		1	1
LAB MEDICINE SPECIALTIES SUBTOTAL		2	2
Cardiac Surgery		4	4
General Surgery	1	2	3
Gen. Surgical Oncology		1	1
Pediatric General Surgery		2	2
Neurosurgery		2	2
Obstetrics/Gynecology		5	5
Gyn. Oncology		1	1
Gyn.Rep.Endocrin./Infertility		3	3
Maternal-Fetal Med. (Ob.)		1	1
Ophthalmology		3	3
Otolaryngology - Head and Neck Surgery	1	6	7
Orthopedic Surgery		6	6
Plastic Surgery		2	2
SURGICAL SPECIALTIES SUBTOTAL	2	38	40
Total	34	115	149

CC/PR: Canadian Citizens and Permanent Residents

**TABLE C-5
POST-M.D. TRAINEES EXITING QUEBEC TRAINING PROGRAMS IN JULY, 2008
AT THE COMPLETION OF POST-M.D. TRAINING
(CANADIAN CITIZENS AND PERMANENT RESIDENTS ONLY - VISA TRAINEES NOT INCLUDED)
FIELD OF POST-M.D. TRAINING
BY
RANK**

Field of Post-M.D. Training	Residents		Fellows		Total	
	Count	Row %	Count	Row %	Count	Row %
Family Medicine	223	99.6%	1	.4%	224	100.0%
Emergency Medicine (CFPC)	30	100.0%			30	100.0%
Care of the Elderly (CFPC)	1	100.0%			1	100.0%
Enhanced Skills: Other Fam. Med. Training	4	80.0%	1	20.0%	5	100.0%
FAMILY MEDICINE SUBTOTAL	258	99.2%	2	.8%	260	100.0%
Palliative Medicine	1	100.0%			1	100.0%
TRAINING FOLLOWING FAMILY MEDICINE OR SPECIALTY SUBTOTAL	1	100.0%			1	100.0%
Anesthesiology	21	100.0%			21	100.0%
Critical Care (Anes.)	1	100.0%			1	100.0%
Community Medicine	5	100.0%			5	100.0%
Dermatology	4	100.0%			4	100.0%
Diagnostic Radiology	18	90.0%	2	10.0%	20	100.0%
Neuroradiology	1	100.0%			1	100.0%
Emergency Medicine (RCPSC)	4	100.0%			4	100.0%
Internal Medicine	15	100.0%			15	100.0%
Cardiology (Int.Med.)	6	85.7%	1	14.3%	7	100.0%
Clin. Imm./Allergy (Int.Med.)	1	100.0%			1	100.0%
Critical Care (Int.Med.)	4	100.0%			4	100.0%
Endocrinology/Met. (Int.Med.)	5	83.3%	1	16.7%	6	100.0%
Gastroenterology (Int.Med.)	10	90.9%	1	9.1%	11	100.0%
Geriatric Medicine (Int.Med.)	2	100.0%			2	100.0%
Hematology (Int.Med.)	3	75.0%	1	25.0%	4	100.0%
Medical Oncology (Int.Med.)	5	100.0%			5	100.0%
Nephrology (Int.Med.)	7	100.0%			7	100.0%
Respirology (Int.Med.)	7	100.0%			7	100.0%
Rheumatology (Int.Med.)	2	100.0%			2	100.0%
Medical Genetics	1	100.0%			1	100.0%
Neurology	9	81.8%	2	18.2%	11	100.0%
Nuclear Medicine	2	100.0%			2	100.0%
Pediatrics	7	100.0%			7	100.0%
Critical Care (Ped.)	2	100.0%			2	100.0%
Endocrinology/Met. (Ped.)			1	100.0%	1	100.0%
Gastroenterology (Ped.)			1	100.0%	1	100.0%

(continued)

**TABLE C-5
POST-M.D. TRAINEES EXITING QUEBEC TRAINING PROGRAMS IN JULY, 2008
AT THE COMPLETION OF POST-M.D. TRAINING
(CANADIAN CITIZENS AND PERMANENT RESIDENTS ONLY - VISA TRAINEES NOT INCLUDED)
FIELD OF POST-M.D. TRAINING
BY
RANK**

Field of Post-M.D. Training	Residents		Fellows		Total	
	Count	Row %	Count	Row %	Count	Row %
Pediatric Emergency Med. (Ped.)	1	50.0%	1	50.0%	2	100.0%
Infectious Diseases (Ped.)	1	100.0%			1	100.0%
Respirology (Ped.)	1	100.0%			1	100.0%
Psychiatry	21	95.5%	1	4.5%	22	100.0%
Radiation Oncology	6	100.0%			6	100.0%
MEDICAL SPECIALTIES SUBTOTAL	172	93.5%	12	6.5%	184	100.0%
Anatomical Pathology	5	100.0%			5	100.0%
Medical Biochemistry	2	100.0%			2	100.0%
Medical Microbiology	9	100.0%			9	100.0%
LAB MEDICINE SPECIALTIES SUBTOTAL	16	100.0%			16	100.0%
Cardiac Surgery	1	100.0%			1	100.0%
General Surgery	16	100.0%			16	100.0%
Gen. Surgical Oncology	1	100.0%			1	100.0%
Thoracic Surgery	2	100.0%			2	100.0%
Vascular Surgery	1	100.0%			1	100.0%
Neurosurgery	3	100.0%			3	100.0%
Obstetrics/Gynecology	8	100.0%			8	100.0%
Maternal-Fetal Med. (Ob.)	1	100.0%			1	100.0%
Ophthalmology	10	90.9%	1	9.1%	11	100.0%
Otolaryngology - Head and Neck Surgery	4	66.7%	2	33.3%	6	100.0%
Orthopedic Surgery	7	87.5%	1	12.5%	8	100.0%
Plastic Surgery	6	100.0%			6	100.0%
Urology	3	75.0%	1	25.0%	4	100.0%
SURGICAL SPECIALTIES SUBTOTAL	63	92.6%	5	7.4%	68	100.0%
Total	510	96.4%	19	3.6%	529	100.0%

Section D

**Post-M.D. Trainees Exiting Quebec
Training Programs in**

July, 2006

at the Completion of Post-M.D. Training

**(Canadian Citizens and Permanent Residents Only -
Visa Trainees Not Included)**

**TABLE D-1
POST-M.D. TRAINEES EXITING QUEBEC TRAINING PROGRAMS IN JULY, 2006
AT THE COMPLETION OF POST-M.D. TRAINING
(CANADIAN CITIZENS AND PERMANENT RESIDENTS ONLY - VISA TRAINEES NOT INCLUDED)
FIELD OF POST-M.D. TRAINING
BY
GEOGRAPHIC LOCATION, 2008 CMA MASTERFILE**

Field of Post-M.D. Training	Geographic Location, 2008											Total
	NFLD	PEI	NB	QUE	ONT	MAN	SASK	ALTA	BC	USA	NOT LOC.	
Family Medicine		1	9	149	4	1		2	1		7	174
Emergency Medicine (CFPC)				23	6			1	1		1	32
Care of the Elderly (CFPC)				1	1							2
Enhanced Skills: Other Fam. Med. Training				4								4
FAMILY MEDICINE SUBTOTAL		1	9	177	11	1		3	2		8	212
Palliative Medicine				1	1							2
TRAINING FOLLOWING FAMILY MEDICINE OR SPECIALTY SUBTOTAL				1	1							2
Anesthesiology			2	17	1						3	23
Critical Care (Anes.)				1								1
Community Medicine				4	1							5
Dermatology	1			2				1			1	5
Diagnostic Radiology			1	13							1	15
Neuroradiology				1							1	2
Emergency Medicine (RCPSC)				3								3
Pediatric Emergency Medicine				2					1			3
Internal Medicine				3								3
Cardiology (Int.Med.)			1	7	2						4	14
Critical Care (Int.Med.)				3								3
Endocrinology/Met. (Int.Med.)				3							1	4
Gastroenterology (Int.Med.)				5	1						2	8
Geriatric Medicine (Int.Med.)				1								1
Hematology (Int.Med.)				2						1		3
Medical Oncology (Int.Med.)				7								7
Nephrology (Int.Med.)				9							1	10
Respirology (Int.Med.)				4	1							5
Rheumatology (Int.Med.)				2								2
Medical Genetics				1				1				2
Neurology				4								4
Neurology (Pediatrics)				1							2	3
Nuclear Medicine				5			1				1	7
Pediatrics				4								4
Critical Care (Ped.)											1	1
Endocrinology/Met. (Ped.)				2								2
Gastroenterology (Ped.)				1								1
Pediatric Emergency Med. (Ped.)				2								2
Infectious Diseases (Ped.)				1								1
Physical Medicine & Rehab.				3								3
Psychiatry				22	2			2	1	2	2	31
Radiation Oncology				5				1			1	7
MEDICAL SPECIALTIES SUBTOTAL	1		4	140	8		1	5	2	3	21	185
Anatomical Pathology				3	1			1				5
General Pathology				3								3
Medical Biochemistry				1								1
Medical Microbiology				2								2
LAB MEDICINE SPECIALTIES SUBTOTAL				9	1			1				11
Cardiac Surgery				3								3
Thoracic Surgery (Cardiac Surg.)				1								1
General Surgery				10	2					1	1	14
Critical Care (Surgery)				2								2
Vascular Surgery			1						1		1	3
Neurosurgery				2							1	3

(continued)

**TABLE D-1
 POST-M.D. TRAINEES EXITING QUEBEC TRAINING PROGRAMS IN JULY, 2006
 AT THE COMPLETION OF POST-M.D. TRAINING
 (CANADIAN CITIZENS AND PERMANENT RESIDENTS ONLY - VISA TRAINEES NOT INCLUDED)
 FIELD OF POST-M.D. TRAINING
 BY
 GEOGRAPHIC LOCATION, 2008 CMA MASTERFILE**

Field of Post-M.D. Training	Geographic Location, 2008											Total
	NFLD	PEI	NB	QUE	ONT	MAN	SASK	ALTA	BC	USA	NOT LOC.	
Obstetrics/Gynecology				12							1	13
Gyn.Rep.Endocrin./Infertility											1	1
Ophthalmology				5	1	1					2	9
Otolaryngology				7								7
Orthopedic Surgery		1	1	9	1					1	1	14
Plastic Surgery				2								2
Urology				1								1
SURGICAL SPECIALTIES SUBTOTAL		1	2	54	4	1			1	2	8	73
Total	1	2	15	381	25	2	1	9	5	5	37	483

TABLE D-1i
POST-M.D. TRAINEES EXITING CANADIAN TRAINING PROGRAMS IN JULY, 2006
AT THE COMPLETION OF POST-M.D. TRAINING
WITH PRACTICE LOCATIONS IN QUEBEC, JULY 2008 CMA MASTERFILE
(CANADIAN CITIZENS AND PERMANENT RESIDENTS ONLY - VISA TRAINEES NOT INCLUDED)
FIELD OF POST-M.D. TRAINING
BY
PROVINCE PROVIDING POST-M.D. TRAINING

Field of Post-M.D. Training	Province Providing Post-M.D. Training					Total
	Que.	Ont.	Man.	Alta.	B.C.	
Family Medicine	149	2		1		152
Emergency Medicine (CFPC)	23					23
Care of the Elderly (CFPC)	1					1
Enhanced Skills: Other Fam. Med. Training	4	1				5
FAMILY MEDICINE SUBTOTAL	177	3		1		181
Palliative Medicine	1					1
TRAINING FOLLOWING FAMILY MEDICINE OR SPECIALTY SUBTOTAL	1					1
Anesthesiology	17	1			1	19
Critical Care (Anes.)	1					1
Community Medicine	4					4
Dermatology	2					2
Diagnostic Radiology	13					13
Neuroradiology	1					1
Emergency Medicine (RCPSC)	3					3
Pediatric Emergency Medicine	2					2
Internal Medicine	3					3
Cardiology (Int.Med.)	7	1				8
Critical Care (Int.Med.)	3		1			4
Endocrinology/Met. (Int.Med.)	3					3
Gastroenterology (Int.Med.)	5					5
Geriatric Medicine (Int.Med.)	1					1
Hematology (Int.Med.)	2				1	3
Medical Oncology (Int.Med.)	7	1				8
Nephrology (Int.Med.)	9					9
Respirology (Int.Med.)	4	1				5
Rheumatology (Int.Med.)	2					2
Medical Genetics	1					1
Neurology	4					4
Neurology (Pediatrics)	1					1
Nuclear Medicine	5					5
Pediatrics	4					4

(continued)

TABLE D-1i
POST-M.D. TRAINEES EXITING CANADIAN TRAINING PROGRAMS IN JULY, 2006
AT THE COMPLETION OF POST-M.D. TRAINING
WITH PRACTICE LOCATIONS IN QUEBEC, JULY 2008 CMA MASTERFILE
(CANADIAN CITIZENS AND PERMANENT RESIDENTS ONLY - VISA TRAINEES NOT INCLUDED)
FIELD OF POST-M.D. TRAINING
BY
PROVINCE PROVIDING POST-M.D. TRAINING

Field of Post-M.D. Training	Province Providing Post-M.D. Training					Total
	Que.	Ont.	Man.	Alta.	B.C.	
Cardiology (Ped.)		1				1
Endocrinology/Met. (Ped.)	2	1				3
Gastroenterology (Ped.)	1					1
Pediatric Emergency Med. (Ped.)	2					2
Infectious Diseases (Ped.)	1					1
Physical Medicine & Rehab.	3	1				4
Psychiatry	22					22
Radiation Oncology	5	1				6
MEDICAL SPECIALTIES SUBTOTAL	140	8	1		2	151
Anatomical Pathology	3	1				4
General Pathology	3					3
Medical Biochemistry	1					1
Medical Microbiology	2					2
LAB MEDICINE SPECIALTIES SUBTOTAL	9	1				10
Cardiac Surgery	3					3
Thoracic Surgery (Cardiac Surg.)	1					1
General Surgery	10					10
Critical Care (Surgery)	2					2
Neurosurgery	2	1				3
Obstetrics/Gynecology	12					12
Ophthalmology	5	1			1	7
Otolaryngology	7	3				10
Orthopedic Surgery	9	1				10
Plastic Surgery	2					2
Urology	1					1
SURGICAL SPECIALTIES SUBTOTAL	54	6			1	61
Total	381	18	1	1	3	404

TABLE D-2
POST-M.D. TRAINEES EXITING QUEBEC TRAINING PROGRAMS IN JULY, 2006
AT THE COMPLETION OF POST-M.D. TRAINING
(CANADIAN CITIZENS AND PERMANENT RESIDENTS ONLY - VISA TRAINEES NOT INCLUDED)
LOCATION OF RECEIPT OF THE M.D. DEGREE
BY
GEOGRAPHIC LOCATION, 2008 CMA MASTERFILE

Location of Receipt of the M.D. Degree	Geographic Location, 2008											
	NFLD	PEI	NB	QUE	ONT	MAN	SASK	ALTA	BC	USA	NOT LOC.	Total
Newfoundland	1											1
Maritimes		1		2				1				4
Quebec		1	12	343	8			2	3	2	29	400
Ontario			1	9	10				2		1	23
Manitoba				2		2		1				5
Saskatchewan				1	1		1					3
Alberta				3	1			4		3	1	12
British Columbia				1	1							2
Canadian M.D. Graduates Subtotal	1	2	13	361	21	2	1	8	5	5	31	450
International Medical Graduates			2	20	4			1			6	33
Total	1	2	15	381	25	2	1	9	5	5	37	483

TABLE D-2i
POST-M.D. TRAINEES EXITING QUEBEC TRAINING PROGRAMS IN JULY, 2006
AT THE COMPLETION OF POST-M.D. TRAINING
(CANADIAN CITIZENS AND PERMANENT RESIDENTS ONLY - VISA TRAINEES NOT INCLUDED)
(M.D. DEGREE RECEIVED IN QUEBEC)
FIELD OF POST-M.D. TRAINING
BY
GEOGRAPHIC LOCATION, 2008 CMA MASTERFILE

Field of Post-M.D. Training	Geographic Location, 2008						Total
	Atlantic	Quebec	Ontario	Western	USA/ Other	Not Reported	
FAMILY MEDICINE	8	152		2		4	166
TRAINING FOLLOWING F.M. OR SPEC.			1				1
MEDICAL SPECIALTIES	3	131	5	3	1	18	161
LAB MEDICINE SPECIALTIES		8					8
SURGICAL SPECIALTIES	2	52	2		1	7	64
Total	13	343	8	5	2	29	400

TABLE D-2ii
POST-M.D. TRAINEES EXITING QUEBEC TRAINING PROGRAMS IN JULY, 2006
AT THE COMPLETION OF POST-M.D. TRAINING
(CANADIAN CITIZENS AND PERMANENT RESIDENTS ONLY - VISA TRAINEES NOT INCLUDED)
(M.D. DEGREE RECEIVED IN OTHER CANADIAN PROVINCES)
FIELD OF POST-M.D. TRAINING
BY
GEOGRAPHIC LOCATION, 2008 CMA MASTERFILE

Field of Post-M.D. Training	Geographic Location, 2008						Total
	Atlantic	Quebec	Ontario	Western	USA/ Other	Not Reported	
FAMILY MEDICINE	1	7	7	3		1	19
MEDICAL SPECIALTIES	1	9	3	5	2	1	21
LAB MEDICINE SPECIALTIES		1	1	1			3
SURGICAL SPECIALTIES	1	1	2	2	1		7
Total	3	18	13	11	3	2	50

TABLE D-2iii
POST-M.D. TRAINEES EXITING QUEBEC TRAINING PROGRAMS IN JULY, 2006
AT THE COMPLETION OF POST-M.D. TRAINING
(CANADIAN CITIZENS AND PERMANENT RESIDENTS ONLY - VISA TRAINEES NOT INCLUDED)
(M.D. DEGREE RECEIVED OUTSIDE CANADA)
FIELD OF POST-M.D. TRAINING
BY
GEOGRAPHIC LOCATION, 2008 CMA MASTERFILE

Field of Post-M.D. Training	Geographic Location, 2008					Total
	Atlantic	Quebec	Ontario	Western	Not Reported	
FAMILY MEDICINE	1	18	4	1	3	27
TRAINING FOLLOWING F.M. OR SPEC.		1				1
MEDICAL SPECIALTIES	1				2	3
SURGICAL SPECIALTIES		1			1	2
Total	2	20	4	1	6	33

**TABLE D-3
NATIONAL DATA
POST-M.D. TRAINEES EXITING CANADIAN TRAINING PROGRAMS IN JULY, 2006
AT THE COMPLETION OF POST-M.D. TRAINING
(CANADIAN CITIZENS AND PERMANENT RESIDENTS ONLY - VISA TRAINEES NOT INCLUDED)
LOCATION OF RECEIPT OF THE M.D. DEGREE
BY
GEOGRAPHIC LOCATION, 2008 CMA MASTERFILE**

Location of Receipt of the M.D. Degree	Geographic Location, 2008																Total	
	NFLD	NS	PEI	NB	QUE	ONT	MAN	SASK	ALTA	BC	N.U.	N.T.	Y.T.	USA	OTH CTRY	NOT LOC.		
Newfoundland	18	3				12	1		7	2							1	44
Maritimes	2	24	4	15	2	25			10	7				1			3	93
Quebec		1	1	12	361	25		1	4	12				4			38	459
Ontario		9		4	12	394	11	2	35	44		1	1	8	1		19	541
Manitoba	1	1		1	2	16	40	1	5	7				1			1	76
Saskatchewan					1	8	1	26	12	2				1			1	52
Alberta	2	6		1	3	28	5	1	91	30		1		9			7	184
British Columbia		1	1		1	12	1		18	63			2	6			2	107
Canadian M.D. Graduates Subtotal	23	45	6	33	382	520	59	31	182	167	1	3	1	30	1		72	1556
International Medical Graduates	8	13	1	7	22	141	17	11	42	24				5			46	337
Total	31	58	7	40	404	661	76	42	224	191	1	3	1	35	1	118	1893	

**TABLE D-4
NATIONAL DATA
POST-M.D. TRAINEES EXITING CANADIAN TRAINING PROGRAMS IN JULY, 2006
AT THE COMPLETION OF POST-M.D. TRAINING
(CANADIAN CITIZENS AND PERMANENT RESIDENTS ONLY - VISA TRAINEES NOT INCLUDED)
LOCATION OF POST-M.D. TRAINING
BY
GEOGRAPHIC LOCATION, 2008 CMA MASTERFILE**

Location of Post-M.D. Training	Geographic Location, 2008																Total	
	NFLD	NS	PEI	NB	QUE	ONT	MAN	SASK	ALTA	BC	N.U.	N.T.	Y.T.	USA	OTH CTRY	NOT LOC.		
Memorial University	19	3				10	2		3	1								38
Dalhousie University	2	39	2	16		7	1	1	3	10				1			3	85
Université Laval			1	3	85	2											6	97
Université de Sherbrooke				10	71	1			1								7	90
Université de Montréal				1	156	3				2				1			19	182
McGill University	1		1	1	69	19	2	1	8	3				4			5	114
QUEBEC SUBTOTAL	1		2	15	381	25	2	1	9	5				5			37	483
University of Ottawa	2	2			1	92	1	3	4	6			1	1			3	116
Queen's University	1	2	1	1	3	47	2		7					2				66
University of Toronto		4		3	11	272	10	3	12	11				7			40	373
McMaster University	2	1			1	88		2	2								4	100
University of Western Ontario	2	1			2	73	1		2	4				1			7	93
ONTARIO SUBTOTAL	7	10	1	4	18	572	14	8	27	21			1	11			54	748
University of Manitoba	1	2			1	8	49	3	2	4				1			4	75
University of Saskatchewan						4		26	2	2				2			3	39
University of Alberta		2			1	9	2	1	96	10				6	1		1	129
University of Calgary	1	2		3		8	5	2	76	13				5			7	122
ALBERTA SUBTOTAL	1	4		3	1	17	7	3	172	23				11	1		8	251
University of British Columbia			2	2	3	18	1		6	125	1	3		4			9	174
Total	31	58	7	40	404	661	76	42	224	191	1	3	1	35	1	118	1893	

Section E

Time Series 2004-05 to 2008-09

TABLE E-1
POST-M.D. TRAINEES IN QUEBEC TRAINING PROGRAMS
FIELD OF POST-M.D. TRAINING
BY
LOCATION OF UNIVERSITY WHICH AWARDED THE M.D. DEGREE
2004/05 to 2008/09

Field of Post-M.D. Training	2004			2005			2006			2007			2008		
	Canada	Outside Canada	Total	Canada	Outside Canada	Total	Canada	Outside Canada	Total	Canada	Outside Canada	Total	Canada	Outside Canada	Total
Family Medicine	457	70	527	494	77	571	546	75	621	555	70	625	580	83	663
Row %	86.7%	13.3%	100.0%	86.5%	13.5%	100.0%	87.9%	12.1%	100.0%	88.8%	11.2%	100.0%	87.5%	12.5%	100.0%
Medical Specialties	1112	208	1320	1136	251	1387	1184	278	1462	1252	312	1564	1310	309	1619
Row %	84.2%	15.8%	100.0%	81.9%	18.1%	100.0%	81.0%	19.0%	100.0%	80.1%	19.9%	100.0%	80.9%	19.1%	100.0%
Lab Medicine Specialties	65	17	82	70	21	91	72	28	100	76	29	105	73	31	104
Row %	79.3%	20.7%	100.0%	76.9%	23.1%	100.0%	72.0%	28.0%	100.0%	72.4%	27.6%	100.0%	70.2%	29.8%	100.0%
Surgical Specialties	433	161	594	440	168	608	450	173	623	472	182	654	488	191	679
Row %	72.9%	27.1%	100.0%	72.4%	27.6%	100.0%	72.2%	27.8%	100.0%	72.2%	27.8%	100.0%	71.9%	28.1%	100.0%
Total	2067	456	2523	2140	517	2657	2252	554	2806	2355	593	2948	2451	614	3065
Row %	81.9%	18.1%	100.0%	80.5%	19.5%	100.0%	80.3%	19.7%	100.0%	79.9%	20.1%	100.0%	80.0%	20.0%	100.0%

TABLE E-2
POST-M.D. TRAINEES IN QUEBEC TRAINING PROGRAMS
FIELD OF POST-M.D. TRAINING
BY
SOURCE OF FUNDING
2004/05 to 2008/09

Field of Post-M.D. Training	2004			2005			2006			2007			2008		
	Reg. Min. Funds	Other Funds	Total	Reg. Min. Funds	Other Funds	Total	Reg. Min. Funds	Other Funds	Total	Reg. Min. Funds	Other Funds	Total	Reg. Min. Funds	Other Funds	Total
Family Medicine	501	26	527	555	16	571	602	19	621	584	41	625	637	26	663
Row %	95.1%	4.9%	100.0%	97.2%	2.8%	100.0%	96.9%	3.1%	100.0%	93.4%	6.6%	100.0%	96.1%	3.9%	100.0%
Medical Specialties	1130	190	1320	1175	212	1387	1233	229	1462	1316	248	1564	1384	235	1619
Row %	85.6%	14.4%	100.0%	84.7%	15.3%	100.0%	84.3%	15.7%	100.0%	84.1%	15.9%	100.0%	85.5%	14.5%	100.0%
Lab Medicine Specialties	72	10	82	78	13	91	90	10	100	96	9	105	98	6	104
Row %	87.8%	12.2%	100.0%	85.7%	14.3%	100.0%	90.0%	10.0%	100.0%	91.4%	8.6%	100.0%	94.2%	5.8%	100.0%
Surgical Specialties	455	139	594	468	140	608	472	151	623	491	163	654	517	162	679
Row %	76.6%	23.4%	100.0%	77.0%	23.0%	100.0%	75.8%	24.2%	100.0%	75.1%	24.9%	100.0%	76.1%	23.9%	100.0%
Total	2158	365	2523	2276	381	2657	2397	409	2806	2487	461	2948	2636	429	3065
Row %	85.5%	14.5%	100.0%	85.7%	14.3%	100.0%	85.4%	14.6%	100.0%	84.4%	15.6%	100.0%	86.0%	14.0%	100.0%

**TABLE E-3
GRADUATES OF CANADIAN MEDICAL SCHOOLS
EXITING FROM QUEBEC TRAINING PROGRAMS AT THE COMPLETION OF TRAINING**

**FIELD OF POST-M.D. TRAINING (DURING LAST YEAR OF TRAINING)
EXITING POST-M.D. TRAINING, 2004 to 2008**

	2004		2005		2006		2007		2008	
	Count	Col %	Count	Col %	Count	Col %	Count	Col %	Count	Col %
Field of Post-M.D. Training	164	41.1%	199	43.2%	185	40.9%	214	46.8%	234	47.2%
Family Medicine	153	38.3%	181	39.3%	184	40.7%	168	36.8%	180	36.3%
Medical Specialties	6	1.5%	8	1.7%	12	2.7%	11	2.4%	16	3.2%
Lab Medicine Specialties	76	19.0%	73	15.8%	71	15.7%	64	14.0%	66	13.3%
Total	399	100.0%	461	100.0%	452	100.0%	457	100.0%	496	100.0%

**TABLE E-4
INTERNATIONAL MEDICAL GRADUATES
EXITING FROM QUEBEC TRAINING PROGRAMS AT THE COMPLETION OF TRAINING**

**FIELD OF POST-M.D. TRAINING (DURING LAST YEAR OF TRAINING)
BY
LEGAL STATUS
EXITING POST-M.D. TRAINING, 2004 to 2008**

	2004			2005			2006			2007			2008		
	CC/PR	Visa	Total	CC/PR	Visa	Total	CC/PR	Visa	Total	CC/PR	Visa	Total	CC/PR	Visa	Total
Field of Post-M.D. Training	7	1	8	15	1	16	27	0	27	25	1	26	27	0	27
Family Medicine	63.6%	1.3%	9.3%	83.3%	1.2%	15.7%	81.8%	.0%	19.9%	64.1%	1.0%	18.6%	79.4%	.0%	18.1%
Medical Specialties	1	48	49	3	46	49	4	61	65	8	59	67	5	75	80
Lab Medicine Specialties	9.1%	64.0%	57.0%	16.7%	54.8%	48.0%	12.1%	59.2%	47.8%	20.5%	58.4%	47.9%	14.7%	65.2%	53.7%
Surgical Specialties	0	0	0	0	1	1	0	1	1	2	1	3	0	2	2
	0%	0%	0%	0%	1.2%	1.0%	0%	1.0%	0.7%	5.1%	1.0%	2.1%	0%	1.7%	1.3%
	3	26	29	0	36	36	2	41	43	4	40	44	2	38	40
	27.3%	34.7%	33.7%	0%	42.9%	35.3%	6.1%	39.8%	31.6%	10.3%	39.6%	31.4%	5.9%	33.0%	26.8%
Total	11	75	86	18	84	102	33	103	136	39	101	140	34	115	149
	100.0%	100.0%	100.0%	100.0%	100.0%	100.0%	100.0%	100.0%	100.0%	100.0%	100.0%	100.0%	100.0%	100.0%	100.0%

CC/PR: Canadian Citizens and Permanent Residents

Section F

**M.D. Graduates From the
Province of Quebec Registered in
Canadian Post-M.D. Training Programs**

Section F

AFMC Data

M.D. Degrees Awarded by Canadian Universities 1982 to 2008 By University Awarding "M.D." (Calendar Year Totals)

Year	Faculty of Medicine and Province																			Total
	Nfld	NS	Québec					Ontario					Man	Sask	Alberta			BC		
	Mem	Dal	Lav	Sher	Mtl	McG	Total	Ott	Qns	Tor	McM	UWO	Total	Man	Sask	Alta	Cal	Total	UBC	
1982	58	96	141	92	199	156	588	72	72	245	98	105	592	86	54	121	71	192	90	1756
1983	55	94	155	93	194	152	594	87	75	243	100	103	608	104	61	118	68	186	92	1794
1984	48	92	152	90	197	155	594	75	80	236	94	105	590	91	57	113	71	184	117	1773
1985	57	90	163	97	197	154	611	88	78	247	106	103	622	95	58	113	69	182	120	1835
1986	52	85	138	96	192	155	581	78	70	240	100	103	591	92	58	109	69	178	121	1758
1987	49	98	129	108	174	155	566	82	71	239	97	100	589	92	61	115	72	187	124	1766
1988	55	94	137	103	186	152	578	74	73	244	105	109	605	89	57	120	65	185	118	1781
1989	54	97	125	85	173	154	537	77	70	236	102	102	587	93	57	104	70	174	123	1722
1990	56	90	121	95	162	148	526	78	71	245	99	100	593	86	54	116	74	190	113	1708
1991	58	91	119	86	158	152	515	83	73	251	98	99	604	76	54	115	68	183	123	1704
1992	59	81	145	89	170	154	558	77	72	246	98	104	597	82	55	123	73	196	121	1749
1993	51	83	112	94	158	144	508	84	72	248	102	105	611	81	64	117	72	189	115	1702
1994	55	86	112	97	158	145	512	75	74	242	90	106	587	79	64	121	70	191	112	1686
1995	63	83	129	92	178	146	545	90	71	253	100	93	607	85	55	111	70	181	120	1739
1996	54	85	128	101	158	137	524	78	71	242	100	95	586	76	62	113	67	180	118	1685
1997	55	81	132	91	161	136	520	80	73	174	89	94	510	69	55	112	57	169	118	1577
1998	57	87	133	96	154	127	510	87	78	167	107	93	532	68	54	103	71	174	122	1604
1999	60	81	148	90	148	114	500	79	73	181	97	98	528	71	50	108	72	180	125	1595
2000	60	90	108	87	160	109	464	84	75	167	103	101	530	74	58	105	74	179	123	1578
2001	59	88	106	84	142	105	437	84	75	175	93	105	532	72	56	108	76	184	109	1537
2002	59	87	117	91	137	112	457	83	70	164	101	98	516	69	55	104	77	181	119	1543
2003	62	91	123	104	152	125	504	91	81	179	113	104	568	74	54	104	92	196	114	1663
2004	61	90	130	98	168	132	528	95	78	188	129	109	599	75	53	122	112	234	117	1757
2005	63	89	139	113	174	135	561	123	90	189	135	125	662	82	57	129	101	230	131	1875
2006	56	84	151	124	187	148	610	135	100	190	142	135	702	89	56	125	110	235	126	1958
2007	58	101	178	137	201	156	672	134	97	204	135	132	702	87	64	135	104	239	123	2046
2008	59	97	158	146	218	168	690	132	97	189	153	132	703	88	59	126	105	231	195	2122

Source: AFMC, Canadian Medical Education Statistics

TABLE F-1a
ALL M.D. GRADUATES OF UNIVERSITÉ LAVAL
REGISTERED IN CANADIAN POST-M.D. TRAINING PROGRAMS IN 2008
BY
FIELD OF POST-M.D. TRAINING

YEAR OF RECEIPT OF THE M.D. DEGREE

Field of Post-M.D. Training	Year of Receipt of the M.D. Degree												Total		
	1987	1992	1995	1997	1999	2000	2001	2002	2003	2004	2005	2006		2007	2008
Family Medicine										3	4	7	71	63	148
Emergency Medicine (CFPC)												8			8
Care of the Elderly (CFPC)												1			1
Enhanced Skills: Other Fam. Med. Training												1			1
FAMILY MEDICINE SUBTOTAL									3	4	4	17	71	63	158
Palliative Medicine												1			1
TRAINING FOLLOWING FAMILY MEDICINE OR SPECIALTY SUBTOTAL												1			1
Anesthesiology						1			2	8	10	10	9	8	48
Critical Care (Anes.)						1		3	1						5
Community Medicine						1						3			4
Dermatology									1		1	3	4	2	11
Diagnostic Radiology								1	3	5	8	7	12	6	42
Emergency Medicine (RCPSC)										1	2	1	3	2	9
Internal Medicine								1		4	8	19	21	21	74
Cardiology (Int.Med.)					1			1	5	1	1				11
Clin. Imm./Allergy (Int.Med.)										1					1
Critical Care (Int.Med.)										1	1				3
Endocrinology/Met. (Int.Med.)										2	2				4
Gastroenterology (Int.Med.)								1			1				2
Geriatric Medicine (Int.Med.)								1		2	2				5
Hematology (Int.Med.)										3					3
Medical Oncology (Int.Med.)								1	1						2
Nephrology (Int.Med.)										2	1				3
Respirology (Int.Med.)								1		1	2				4
Rheumatology (Int.Med.)									1	2					3
Medical Genetics								1		5	3	2	3	3	16
Neurology															1
Neurology (Pediatrics)															1
Nuclear Medicine										3	1		1	1	3
Pediatrics												6	5	5	23
Clin. Imm./Allergy (Ped.)									1						1

(continued)

TABLE F-1a
ALL M.D. GRADUATES OF UNIVERSITÉ LAVAL
REGISTERED IN CANADIAN POST-M.D. TRAINING PROGRAMS IN 2008
FIELD OF POST-M.D. TRAINING
BY
YEAR OF RECEIPT OF THE M.D. DEGREE

Field of Post-M.D. Training	Year of Receipt of the M.D. Degree												Total		
	1987	1992	1995	1997	1999	2000	2001	2002	2003	2004	2005	2006		2007	2008
Endocrinology/Met. (Ped.)								1							1
Gastroenterology (Ped.)							1								1
Developmental Pediatrics									1						1
Hematology/Oncology (Ped.)								1		2					3
Neonatal-Perinatal Med. (Ped.)										1					3
Physical Medicine & Rehab.				1									1		7
Psychiatry	1					1	2	8	10	8		10	13	11	65
Radiation Oncology								2	1			2			8
MEDICAL SPECIALTIES SUBTOTAL	1	1	1	1	1	2	14	27	57	56	67	74	62	62	369
Anatomical Pathology						1			2	3	1	1			8
Medical Biochemistry										1	1	1			2
Medical Microbiology								2	2	1	3	4		3	15
LAB MEDICINE SPECIALTIES SUBTOTAL	1	1	1	1	1	5	14	2	4	4	5	6	3	3	25
Cardiac Surgery									1						1
General Surgery						1			3	6	6	4		6	26
Gen. Surgical Oncology						1									1
Vascular Surgery								1							1
Neurosurgery							2		1		1	2		1	7
Obstetrics/Gynecology						1		2	4	2	3	3		6	21
Gyn. Oncology							1								1
Maternal-Fetal Med. (Ob.)								1							1
Ophthalmology								1	1	5	4	3		3	17
Otolaryngology - Head and Neck Surgery								1	3	2	3	2	2	1	8
Orthopedic Surgery								1	1	4	3	7	4	4	20
Plastic Surgery									2	2	1	3		2	10
Urology							1		1	1	2	1		3	9
SURGICAL SPECIALTIES SUBTOTAL	1	1	1	1	1	3	4	6	17	22	20	25	26	26	123
Total	1	1	1	1	1	2	18	35	81	86	110	176	154	154	676

TABLE F-1b
ALL M.D. GRADUATES OF UNIVERSITÉ DE SHERBROOKE
REGISTERED IN CANADIAN POST-M.D. TRAINING PROGRAMS IN 2008
FIELD OF POST-M.D. TRAINING
BY
YEAR OF RECEIPT OF THE M.D. DEGREE

Field of Post-M.D. Training	Year of Receipt of the M.D. Degree											Total
	1987	1996	1999	2001	2002	2003	2004	2005	2006	2007	2008	
Family Medicine						1	2	4	10	55	64	136
Emergency Medicine (CFPC)								1	7			8
FAMILY MEDICINE SUBTOTAL						1	2	5	17	55	64	144
Anesthesiology						1	5	3	6	7	4	25
Critical Care (Anes.)								1	2	1		1
Community Medicine		1		1								8
Dermatology										1	1	2
Diagnostic Radiology						3		4	5	3	4	19
Emergency Medicine (RCPSC)						1	1	1				2
Internal Medicine						1	4	5	17	25	28	80
Cardiology (Int.Med.)						3	2	1				6
Critical Care (Int.Med)								1				1
Endocrinology/Met. (Int.Med.)						1	2	1				4
Gastroenterology (Int.Med.)							1					1
Hematology (Int.Med.)								2				2
Nephrology (Int.Med.)												2
Respirology (Int.Med.)					1	1	1	2				4
Rheumatology (Int.Med.)					1			1				2
Neurology					1		2	2	3	1	1	10
Neurology (Pediatrics)					1		1		1			3
Nuclear Medicine							2		1	1	1	6
Pediatrics						2		2	3	5	2	14
Cardiology (Ped.)					1							1
Gastroenterology (Ped.)							1					1
Rheumatology (Ped.)												1
Physical Medicine & Rehab.											2	2
Psychiatry						1	6	8	6	8	8	37

(continued)

TABLE F-1b
ALL M.D. GRADUATES OF UNIVERSITÉ DE SHERBROOKE
REGISTERED IN CANADIAN POST-M.D. TRAINING PROGRAMS IN 2008
FIELD OF POST-M.D. TRAINING
BY
YEAR OF RECEIPT OF THE M.D. DEGREE

Field of Post-M.D. Training	Year of Receipt of the M.D. Degree											Total	
	1987	1996	1999	2001	2002	2003	2004	2005	2006	2007	2008		
Radiation Oncology							2	1				2	5
MEDICAL SPECIALTIES SUBTOTAL		1		1	6	12	34	36	44	52	53	239	
Anatomical Pathology			1						2	1		2	
Medical Microbiology						1				2		5	
LAB MEDICINE SPECIALTIES SUBTOTAL			1			1			2	3		7	
Cardiac Surgery						1				1		2	
General Surgery						3	5	2	5	6	6	27	
Pediatric General Surgery						1						1	
Neurosurgery							1	3		1	2	7	
Obstetrics/Gynecology					1		3	4	4	7	6	25	
Gyn. Oncology												1	
Gyn.Rep.Endocrin./Infertility												1	
Maternal-Fetal Med. (Ob.)												1	
Ophthalmology							4	3	1	2		10	
Otolaryngology - Head and Neck Surgery							1	1	3	1	2	8	
Orthopedic Surgery						1	2	3	3	1	3	13	
Plastic Surgery	1							1		1		3	
Urology								1	1	2	1	5	
SURGICAL SPECIALTIES SUBTOTAL	1				4	6	16	18	17	22	20	104	
Total	1	1	1	1	10	20	52	59	80	132	137	494	

TABLE F-1c
ALL M.D. GRADUATES OF UNIVERSITÉ DE MONTRÉAL
REGISTERED IN CANADIAN POST-M.D. TRAINING PROGRAMS IN 2008
BY
FIELD OF POST-M.D. TRAINING

YEAR OF RECEIPT OF THE M.D. DEGREE

Field of Post-M.D. Training	Year of Receipt of the M.D. Degree												Total			
	1989	1992	1997	1998	1999	2000	2001	2002	2003	2004	2005	2006		2007	2008	
Family Medicine							1			1	2	7	21	78	95	205
Emergency Medicine (CFPC)												1	12			13
Enhanced Skills: Other Fam. Med. Training											1		3			4
FAMILY MEDICINE SUBTOTAL							1			1	3	8	36	78	95	222
Palliative Medicine												1				1
TRAINING FOLLOWING FAMILY MEDICINE OR SPECIALTY SUBTOTAL												1				1
Anesthesiology								1		2	4	6	7	12	9	41
Critical Care (Anes.)									1							1
Community Medicine											1	1				4
Dermatology										2	2	2	2		3	9
Diagnostic Radiology										2	6	5	4	8	7	35
Neuroradiology										1						1
Emergency Medicine (RCPSC)										2		2	3	3	2	12
Internal Medicine										1	7	5	27	33	37	110
Cardiology (Int.Med.)										4	4	1				13
Clin. Imm./Allergy (Int.Med.)										1						1
Critical Care (Int.Med)																3
Endocrinology/Met. (Int.Med.)										1	1	2				4
Gastroenterology (Int.Med.)										1	1					2
Geriatric Medicine (Int.Med.)										1	1					2
Hematology (Int.Med.)										1	2	1				5
Medical Oncology (Int.Med.)										1						1
Nephrology (Int.Med.)										2	2	2	2			5
Respirology (Int.Med.)										2	2	2	2			5
Rheumatology (Int.Med.)										1	1	1				1
Medical Genetics										1						1
Neurology										2	2	2		1	1	5
Neurology (Pediatrics)										2	1	2	2	5	3	16
Nuclear Medicine										1		1				3
Pediatrics	1									1	2	2	6	1	1	6
Cardiology (Ped.)										1	4	2		5	11	28
Pediatric Emergency Med. (Ped.)										1		1				1
Neonatal-Perinatal Med. (Ped.)										1						2
Nephrology (Ped.)										1						1

(continued)

TABLE F-1c
ALL M.D. GRADUATES OF UNIVERSITÉ DE MONTRÉAL
REGISTERED IN CANADIAN POST-M.D. TRAINING PROGRAMS IN 2008
FIELD OF POST-M.D. TRAINING
BY

YEAR OF RECEIPT OF THE M.D. DEGREE

Field of Post-M.D. Training	Year of Receipt of the M.D. Degree												Total		
	1989	1992	1997	1998	1999	2000	2001	2002	2003	2004	2005	2006		2007	2008
Respirology (Ped.)										1					1
Rheumatology (Ped.)										2			1		1
Physical Medicine & Rehab.					1										6
Psychiatry		1						1	5	11	13	15	13	10	70
Radiation Oncology								1	2	6	7	3	2	2	23
MEDICAL SPECIALTIES SUBTOTAL	1	1	1		1	2	4	14	30	61	61	72	84	87	419
Anatomical Pathology							1	1	1	4		2	2	2	13
Medical Biochemistry										1	1				2
Medical Microbiology									1	6	4	1	1	3	16
Neuropathology								1				1	1		2
LAB MEDICINE SPECIALTIES SUBTOTAL						1	1	2	2	11	5	4	3	5	33
Critical Care (Cardiac Surg.)							1								1
General Surgery									2	9	8	4	12	7	42
Pediatric General Surgery															1
Vascular Surgery						1									1
Neurosurgery								1	1	1					3
Obstetrics/Gynecology								1	2	6	7	5	7	2	30
Gyn. Oncology															1
Maternal-Fetal Med. (Ob.)									2	2					2
Ophthalmology								1	2	2		2	3	2	12
Otolaryngology - Head and Neck Surgery								1	1	1	2	1	2	1	8
Orthopedic Surgery									3	2	1	2	4	5	17
Plastic Surgery										1	2	1	1	1	6
Urology										1	1	2	3	2	9
SURGICAL SPECIALTIES SUBTOTAL				1		1	1	5	13	23	21	17	31	20	133
Total	1	1	1	1	1	3	7	21	46	98	95	130	196	207	808

TABLE F-1d
ALL M.D. GRADUATES OF MCGILL UNIVERSITY
REGISTERED IN CANADIAN POST-M.D. TRAINING PROGRAMS IN 2008
FIELD OF POST-M.D. TRAINING
BY
YEAR OF RECEIPT OF THE M.D. DEGREE

Field of Post-M.D. Training	Year of Receipt of the M.D. Degree												Total			
	1988	1991	1994	1997	1998	1999	2000	2001	2002	2003	2004	2005		2006	2007	2008
Family Medicine										2	1	1	3	32	36	75
Emergency Medicine (CFPC)												1	8			9
Enhanced Skills: Other Fam. Med. Training												1	3			4
FAMILY MEDICINE SUBTOTAL									2	2	1	3	14	32	36	88
Palliative Medicine												1				1
TRAINING FOLLOWING FAMILY MEDICINE OR SPECIALTY SUBTOTAL												1	1			1
Anesthesiology						1			1	1	2	3	3	3	5	19
Community Medicine		1		1										3	1	6
Dermatology												2	2	2	1	7
Diagnostic Radiology	2			1					2	4	6	7	7	5	4	32
Neuroradiology						1			1							2
Emergency Medicine (RCFPC)										3	1	2	2	2	3	11
Internal Medicine							1		1	1	13	16	16	23	45	101
Cardiology (Int.Med.)									3	9	2					16
Critical Care (Int.Med.)								1	1	1	1					3
Endocrinology/Met. (Int.Med.)										1	1					2
Gastroenterology (Int.Med.)										3	1					5
Geriatric Medicine (Int.Med.)										1	1					1
Hematology (Int.Med.)									4	3	1					8
Infectious Diseases (Int.Med.)										1	1					1
Medical Oncology (Int.Med.)									2	1	3					6
Nephrology (Int.Med.)									1	1						2
Respirology (Int.Med.)									1		5					6
Medical Genetics										1					1	2
Neurology						1			1	2	2			4		10
Neurology (Pediatrics)										1	1					1
Nuclear Medicine										1	2		1	1		5
Pediatrics									3	1	6	7	7	12	15	44
Cardiology (Ped.)									1		1					1
Clin. Imm./Allergy (Ped.)																1
Pediatric Emergency Med. (Ped.)									2	1						3
Hematology/Oncology (Ped.)																2
Infectious Diseases (Ped.)									2							2

(continued)

TABLE F-1d
ALL M.D. GRADUATES OF MCGILL UNIVERSITY
REGISTERED IN CANADIAN POST-M.D. TRAINING PROGRAMS IN 2008
FIELD OF POST-M.D. TRAINING
BY
YEAR OF RECEIPT OF THE M.D. DEGREE

Field of Post-M.D. Training	Year of Receipt of the M.D. Degree													Total		
	1988	1991	1994	1997	1998	1999	2000	2001	2002	2003	2004	2005	2006		2007	2008
Nephrology (Ped.)											2					2
Rheumatology (Ped.)											1					1
Psychiatry							1			2	2	1	5	4	2	18
Radiation Oncology										1	3	2	5	1	3	15
MEDICAL SPECIALTIES SUBTOTAL	2	1		2	2	2	3	9	9	25	42	57	48	60	80	335
Anatomical Pathology											3	2	1	2	1	9
Hematological Pathology													1			1
Medical Microbiology								2	1		1					4
LAB MEDICINE SPECIALTIES SUBTOTAL								2	1	1	4	2	2	2	1	14
Cardiac Surgery								1	2		2	1	3		1	10
Critical Care (Cardiac Surg.)								1								1
General Surgery								3	2	2	6	5	6	9	18	51
Critical Care (Surgery)						1		1	1							2
Gen. Surgical Oncology								1		1						1
Pediatric General Surgery																1
Thoracic Surgery																1
Vascular Surgery						1										1
Neurosurgery																2
Obstetrics/Gynecology									4		2	1	2		1	10
Maternal-Fetal Med. (Ob.)								2	2	2	4	4	5	4	5	26
Ophthalmology								2	1							3
Otolaryngology - Head and Neck Surgery									1		1	3	4	3	2	14
Orthopedic Surgery										3	2	2	3	4	1	12
Plastic Surgery											3	3	3	7	2	21
Urology									1	2	5	3	3	1	2	14
SURGICAL SPECIALTIES SUBTOTAL			1			2	4	12	19	28	28	23	30	28	35	180
Total	2	1	1	2	2	4	3	23	47	75	85	95	122	152	618	

TABLE F-2a
ALL M.D. GRADUATES FROM THE PROVINCE OF QUEBEC
REGISTERED IN CANADIAN POST-M.D. TRAINING PROGRAMS IN 2008
YEAR OF RECEIPT OF THE M.D. DEGREE
BY
PROVINCE PROVIDING POST-M.D. TRAINING

Year M.D. Degree Received	Newfoundland		Maritimes		Quebec		Ontario		Saskatchewan		Alberta		British Columbia		Total	
	Count	Row %	Count	Row %	Count	Row %	Count	Row %	Count	Row %	Count	Row %	Count	Row %	Count	Row %
1987					2	100.0%									2	100.0%
1988					1	50.0%	1	50.0%							2	100.0%
1989			1	100.0%											1	100.0%
1991					1	100.0%									1	100.0%
1992					2	100.0%									2	100.0%
1994					1	100.0%									1	100.0%
1995					1	100.0%									1	100.0%
1996					1	100.0%									1	100.0%
1997					2	50.0%	1	25.0%			1	25.0%			4	100.0%
1998					1	33.3%	2	66.7%							3	100.0%
1999					6	85.7%	1	14.3%							7	100.0%
2000					4	44.4%	2	22.2%					3	33.3%	9	100.0%
2001					11	55.0%	5	25.0%			2	10.0%			20	100.0%
2002			1	1.4%	47	65.3%	19	26.4%			3	4.2%			72	100.0%
2003			1	.7%	110	74.3%	26	17.6%			2	1.4%			148	100.0%
2004			1	.3%	286	93.5%	13	4.2%					6	2.0%	306	100.0%
2005			2	.6%	301	92.6%	11	3.4%			3	.9%			325	100.0%
2006	1	.2%	1	.2%	386	93.0%	20	4.8%			3	.7%			415	100.0%
2007			3	.5%	556	88.8%	45	7.2%	3	.5%	5	.8%			626	100.0%
2008	1	.2%	4	.6%	564	86.8%	52	8.0%	2	.3%	10	1.5%			650	100.0%
Total	2	.1%	14	.5%	2283	87.9%	198	7.6%	5	.2%	28	1.1%	66	2.5%	2596	100.0%

TABLE F-2b
ALL M.D. GRADUATES FROM THE PROVINCE OF QUEBEC
REGISTERED IN CANADIAN POST-M.D. TRAINING PROGRAMS IN 2008
YEAR OF RECEIPT OF THE M.D. DEGREE
BY
REGION OF POST-M.D. TRAINING

Year M.D. Degree Received	Atlantic		Quebec		Ontario		Western		Total	
	Count	Row %	Count	Row %	Count	Row %	Count	Row %	Count	Row %
1987			2	100.0%					2	100.0%
1988			1	50.0%	1	50.0%			2	100.0%
1989	1	100.0%							1	100.0%
1991			1	100.0%					1	100.0%
1992			2	100.0%					2	100.0%
1994			1	100.0%					1	100.0%
1995			1	100.0%					1	100.0%
1996			1	100.0%					1	100.0%
1997			2	50.0%	1	25.0%	1	25.0%	4	100.0%
1998			1	33.3%	2	66.7%			3	100.0%
1999			6	85.7%	1	14.3%			7	100.0%
2000			4	44.4%	2	22.2%	3	33.3%	9	100.0%
2001			11	55.0%	5	25.0%	4	20.0%	20	100.0%
2002	1	1.4%	47	65.3%	19	26.4%	5	6.9%	72	100.0%
2003	1	.7%	110	74.3%	26	17.6%	11	7.4%	148	100.0%
2004	1	.3%	286	93.5%	13	4.2%	6	2.0%	306	100.0%
2005	2	.6%	301	92.6%	11	3.4%	11	3.4%	325	100.0%
2006	2	.5%	386	93.0%	20	4.8%	7	1.7%	415	100.0%
2007	3	.5%	556	88.8%	45	7.2%	22	3.5%	626	100.0%
2008	5	.8%	564	86.8%	52	8.0%	29	4.5%	650	100.0%
Total	16	.6%	2283	87.9%	198	7.6%	99	3.8%	2596	100.0%

TABLE F-3a
2002 M.D. GRADUATES FROM THE PROVINCE OF QUEBEC
REGISTERED IN CANADIAN POST-M.D. TRAINING PROGRAMS IN 2002
FIELD OF POST-M.D. TRAINING
BY
PROVINCE PROVIDING POST-M.D. TRAINING (2002)

Field of Post-M.D. Training	Province Providing Post-M.D. Training						Total
	Nfld.	Maritimes	Quebec	Ontario	Alberta	British Columbia	
Family Medicine		1	151	3	1	1	157
FAMILY MEDICINE SUBTOTAL		1	151	3	1	1	157
Anesthesiology			19				19
Community Medicine			1				1
Dermatology			2				2
Diagnostic Radiology			14				14
Emergency Medicine (RCPSC)			2				2
Internal Medicine			68	6	1		75
Medical Genetics			1				1
Neurology			3				3
Nuclear Medicine			2				2
Pediatrics		1	17	2			20
Physical Medicine & Rehab.						1	1
Psychiatry			17				17
Radiation Oncology			7				7
MEDICAL SPECIALTIES SUBTOTAL		1	153	8	1	1	164
Anatomical Pathology			7				7
Medical Biochemistry			2				2
Medical Microbiology			3				3
Neuropathology				1			1
LAB MEDICINE SPECIALTIES SUBTOTAL			12	1			13
Cardiac Surgery		1					1
General Surgery		1	36	3			40
Neurosurgery			2	1			3
Obstetrics/Gynecology			15	2			17
Ophthalmology			5				5
Otolaryngology - Head and Neck Surgery			2				2
Orthopedic Surgery	1		5				6
Plastic Surgery			1				1
Urology			3				3
SURGICAL SPECIALTIES SUBTOTAL	1	2	69	6			78
Total	1	4	385	18	2	2	412

**TABLE F-3b
2002 M.D. GRADUATES FROM THE PROVINCE OF QUEBEC
REGISTERED IN CANADIAN POST-M.D. TRAINING PROGRAMS IN 2003
FIELD OF POST-M.D. TRAINING
BY
PROVINCE PROVIDING POST-M.D. TRAINING (2003)**

Field of Post-M.D. Training	Province Providing Post-M.D. Training						
	Nfld.	Maritimes	Quebec	Ontario	Alberta	British Columbia	Total
Family Medicine		1	152	3	1	1	158
FAMILY MEDICINE SUBTOTAL		1	152	3	1	1	158
Anesthesiology			20				20
Community Medicine			2	1			3
Dermatology			3				3
Diagnostic Radiology			16				16
Emergency Medicine (RCPSC)			4				4
Internal Medicine			59	5	1		65
Medical Genetics			2				2
Neurology			5				5
Nuclear Medicine			3				3
Pediatrics		1	19	2			22
Physical Medicine & Rehab.						1	1
Psychiatry			19				19
Radiation Oncology			6				6
MEDICAL SPECIALTIES SUBTOTAL		1	158	8	1	1	169
Anatomical Pathology			8				8
Medical Biochemistry			1				1
Medical Microbiology			3				3
Neuropathology				1			1
LAB MEDICINE SPECIALTIES SUBTOTAL			12	1			13
Cardiac Surgery		1					1
General Surgery			29	3			32
Neurosurgery			4	1			5
Obstetrics/Gynecology			15	2			17
Ophthalmology			7				7
Otolaryngology - Head and Neck Surgery			5				5
Orthopedic Surgery	1		6				7
Plastic Surgery			1				1
Urology			4				4
SURGICAL SPECIALTIES SUBTOTAL	1	1	71	6			79
Total	1	3	393	18	2	2	419

TABLE F-3c
2002 M.D. GRADUATES FROM THE PROVINCE OF QUEBEC
REGISTERED IN CANADIAN POST-M.D. TRAINING PROGRAMS IN 2004
FIELD OF POST-M.D. TRAINING
BY
PROVINCE PROVIDING POST-M.D. TRAINING (2004)

Field of Post-M.D. Training	Province Providing Post-M.D. Training						Total
	Nfld.	Maritimes	Quebec	Ontario	Alberta	British Columbia	
Family Medicine		1	38	3			42
Emergency Medicine (CFPC)			20				20
Care of the Elderly (CFPC)			1				1
Enhanced Skills: Other Fam. Med. Training			6				6
FAMILY MEDICINE SUBTOTAL		1	65	3			69
Palliative Medicine			1				1
TRAINING FOLLOWING FAMILY MEDICINE OR SPECIALTY SUBTOTAL			1				1
Anesthesiology			20				20
Community Medicine			4	1			5
Dermatology			3				3
Diagnostic Radiology			15				15
Emergency Medicine (RCPSC)			4				4
Internal Medicine			56	5	1		62
Medical Genetics			2				2
Neurology			7				7
Neurology (Pediatrics)			1				1
Nuclear Medicine			3				3
Pediatrics		1	17	2			20
Physical Medicine & Rehab.						1	1
Psychiatry			18				18
Radiation Oncology			7				7
MEDICAL SPECIALTIES SUBTOTAL		1	157	8	1	1	168
Anatomical Pathology			4				4
General Pathology			4				4
Medical Biochemistry			1				1
Medical Microbiology			3				3
Neuropathology				1			1
LAB MEDICINE SPECIALTIES SUBTOTAL			12	1			13
Cardiac Surgery		1	2				3
General Surgery			14	3			17
Neurosurgery			6	1			7
Obstetrics/Gynecology			15	2			17
Ophthalmology			7				7
Otolaryngology - Head and Neck Surgery			5				5
Orthopedic Surgery	1		11				12
Plastic Surgery			3				3
Urology			6				6
SURGICAL SPECIALTIES SUBTOTAL	1	1	69	6			77
Total	1	3	304	18	1	1	328

TABLE F-3d
2002 M.D. GRADUATES FROM THE PROVINCE OF QUEBEC
REGISTERED IN CANADIAN POST-M.D. TRAINING PROGRAMS IN 2005
FIELD OF POST-M.D. TRAINING
BY
PROVINCE PROVIDING POST-M.D. TRAINING (2005)

Field of Post-M.D. Training	Province Providing Post-M.D. Training						Total
	Nfld.	Maritimes	Quebec	Ontario	Alberta	British Columbia	
Family Medicine		1	8				9
Emergency Medicine (CFPC)			2				2
Care of the Elderly (CFPC)			1	1			2
Enhanced Skills: Other Fam. Med. Training			1				1
FAMILY MEDICINE SUBTOTAL		1	12	1			14
Palliative Medicine			1				1
TRAINING FOLLOWING FAMILY MEDICINE OR SPECIALTY SUBTOTAL			1				1
Anesthesiology			20				20
Community Medicine			4	1			5
Dermatology			3				3
Diagnostic Radiology			16				16
Emergency Medicine (RCPSC)			4	1			5
Pediatric Emergency Medicine			2				2
Internal Medicine			17	2			19
Cardiology (Int.Med.)			5				5
Critical Care (Int.Med.)			3				3
Endocrinology/Met. (Int.Med.)			1				1
Gastroenterology (Int.Med.)			5	1			6
Geriatric Medicine (Int.Med.)			2				2
Hematology (Int.Med.)			5				5
Infectious Diseases (Int.Med.)				1	1		2
Nephrology (Int.Med.)			6				6
Respirology (Int.Med.)			6	1			7
Rheumatology (Int.Med.)			3				3
Medical Genetics			2				2
Neurology			7				7
Neurology (Pediatrics)			2				2
Nuclear Medicine			3				3
Pediatrics		1	12	1			14
Clin. Imm./Allergy (Ped.)			1				1
Gastroenterology (Ped.)			1				1
Hematology/Oncology (Ped.)				1			1
Physical Medicine & Rehab.						1	1
Psychiatry			19				19
Radiation Oncology			7				7
MEDICAL SPECIALTIES SUBTOTAL		1	156	9	1	1	168
Anatomical Pathology			4				4
General Pathology			4				4
Medical Biochemistry			1				1
Medical Microbiology			4				4

(continued)

**TABLE F-3d
 2002 M.D. GRADUATES FROM THE PROVINCE OF QUEBEC
 REGISTERED IN CANADIAN POST-M.D. TRAINING PROGRAMS IN 2005
 FIELD OF POST-M.D. TRAINING
 BY
 PROVINCE PROVIDING POST-M.D. TRAINING (2005)**

Field of Post-M.D. Training	Province Providing Post-M.D. Training						Total
	Nfld.	Maritimes	Quebec	Ontario	Alberta	British Columbia	
Neuropathology				1			1
LAB MEDICINE SPECIALTIES SUBTOTAL			13	1			14
Cardiac Surgery		1	2				3
General Surgery			13	2			15
Neurosurgery			6	1			7
Obstetrics/Gynecology			14	2			16
Ophthalmology			7				7
Otolaryngology - Head and Neck Surgery			5				5
Orthopedic Surgery	1		11				12
Plastic Surgery			3				3
Urology			6				6
SURGICAL SPECIALTIES SUBTOTAL	1	1	67	5			74
Total	1	3	249	16	1	1	271

TABLE F-3e
2002 M.D. GRADUATES FROM THE PROVINCE OF QUEBEC
REGISTERED IN CANADIAN POST-M.D. TRAINING PROGRAMS IN 2006
FIELD OF POST-M.D. TRAINING
BY
PROVINCE PROVIDING POST-M.D. TRAINING (2006)

Field of Post-M.D. Training	Province Providing Post-M.D. Training						Total
	Nfld.	Maritimes	Quebec	Ontario	Alberta	British Columbia	
Family Medicine			2				2
Emergency Medicine (CFPC)			1				1
Enhanced Skills: Other Fam. Med. Training			1				1
FAMILY MEDICINE SUBTOTAL			4				4
Palliative Medicine				1			1
TRAINING FOLLOWING FAMILY MEDICINE OR SPECIALTY SUBTOTAL				1			1
Anesthesiology			20				20
Community Medicine			3	1			4
Dermatology			2	1			3
Diagnostic Radiology			17				17
Emergency Medicine (RCPSC)			4				4
Pediatric Emergency Medicine			1				1
Internal Medicine			12				12
Cardiology (Int.Med.)			6				6
Critical Care (Int.Med.)			3				3
Endocrinology/Met. (Int.Med.)			1				1
Gastroenterology (Int.Med.)			5	1			6
Geriatric Medicine (Int.Med.)			3				3
Hematology (Int.Med.)			5				5
Infectious Diseases (Int.Med.)				1	1		2
Nephrology (Int.Med.)			7				7
Respirology (Int.Med.)			7	1			8
Rheumatology (Int.Med.)			3				3
Medical Genetics			2				2
Neurology			7				7
Neurology (Pediatrics)			2				2
Nuclear Medicine			3				3
Pediatrics			8	1			9
Cardiology (Ped.)			1				1
Clin. Imm./Allergy (Ped.)			1				1
Critical Care (Ped.)			1				1
Endocrinology/Met. (Ped.)				1			1
Gastroenterology (Ped.)			1				1
Pediatric Emergency Med. (Ped.)			2	1			3
Infectious Diseases (Ped.)			1				1
Physical Medicine & Rehab.						1	1

(continued)

TABLE F-3e
2002 M.D. GRADUATES FROM THE PROVINCE OF QUEBEC
REGISTERED IN CANADIAN POST-M.D. TRAINING PROGRAMS IN 2006
FIELD OF POST-M.D. TRAINING
BY
PROVINCE PROVIDING POST-M.D. TRAINING (2006)

Field of Post-M.D. Training	Province Providing Post-M.D. Training						Total
	Nfld.	Maritimes	Quebec	Ontario	Alberta	British Columbia	
Psychiatry			19				19
Radiation Oncology			7				7
MEDICAL SPECIALTIES SUBTOTAL			154	8	1	1	164
Anatomical Pathology			4				4
General Pathology			4				4
Medical Biochemistry			1				1
Medical Microbiology			5				5
Neuropathology				1			1
LAB MEDICINE SPECIALTIES SUBTOTAL			14	1			15
Cardiac Surgery		1	2				3
General Surgery			12	2		1	15
Neurosurgery			6	1			7
Obstetrics/Gynecology			15	2			17
Ophthalmology			7				7
Otolaryngology - Head and Neck Surgery			5				5
Orthopedic Surgery	1		11				12
Plastic Surgery			3				3
Urology			6				6
SURGICAL SPECIALTIES SUBTOTAL	1	1	67	5		1	75
Total	1	1	239	15	1	2	259

TABLE F-3f
2002 M.D. GRADUATES FROM THE PROVINCE OF QUEBEC
REGISTERED IN CANADIAN POST-M.D. TRAINING PROGRAMS IN 2007
FIELD OF POST-M.D. TRAINING
BY
PROVINCE PROVIDING POST-M.D. TRAINING (2007)

Field of Post-M.D. Training	Province Providing Post-M.D. Training					
	Maritimes	Quebec	Ontario	Alberta	British Columbia	Total
Family Medicine		1				1
FAMILY MEDICINE SUBTOTAL		1				1
Anesthesiology		4	3	1		8
Critical Care (Anes.)			1	2		3
Community Medicine		2				2
Dermatology		1	1			2
Diagnostic Radiology		7	1			8
Neuroradiology		1				1
Emergency Medicine (RCPSC)		2				2
Internal Medicine		5	1			6
Cardiology (Int.Med.)		6				6
Critical Care (Int.Med)		5	1			6
Gastroenterology (Int.Med.)		3	1			4
Geriatric Medicine (Int.Med.)		2				2
Hematology (Int.Med.)		1				1
Medical Oncology (Int.Med.)		3				3
Nephrology (Int.Med.)		4				4
Respirology (Int.Med.)		2	1			3
Rheumatology (Int.Med.)		1	1			2
Medical Genetics		1				1
Neurology		3	1	1		5
Neurology (Pediatrics)		2				2
Pediatrics		2				2
Cardiology (Ped.)		1				1
Critical Care (Ped.)		1				1
Endocrinology/Met. (Ped.)			1			1
Gastroenterology (Ped.)		1				1
Pediatric Emergency Med. (Ped.)		3				3
Infectious Diseases (Ped.)		1				1
Psychiatry		12	1			13
Radiation Oncology		2				2
MEDICAL SPECIALTIES SUBTOTAL		78	14	4		96
Anatomical Pathology		1	1			2

(continued)

TABLE F-3f
2002 M.D. GRADUATES FROM THE PROVINCE OF QUEBEC
REGISTERED IN CANADIAN POST-M.D. TRAINING PROGRAMS IN 2007
FIELD OF POST-M.D. TRAINING
BY
PROVINCE PROVIDING POST-M.D. TRAINING (2007)

Field of Post-M.D. Training	Province Providing Post-M.D. Training					
	Maritimes	Quebec	Ontario	Alberta	British Columbia	Total
Medical Microbiology		3	1	1		5
Neuropathology			1			1
LAB MEDICINE SPECIALTIES SUBTOTAL		4	3	1		8
Cardiac Surgery	1	1	1			3
General Surgery		4	3		1	8
Critical Care (Surgery)			1			1
Thoracic Surgery			1		1	2
Vascular Surgery		1				1
Neurosurgery		5	1			6
Obstetrics/Gynecology		7				7
Gyn. Oncology		1				1
Gyn.Rep.Endocrin./Infertility					1	1
Maternal-Fetal Med. (Ob.)		1	2			3
Ophthalmology		3				3
Otolaryngology - Head and Neck Surgery		1		1		2
Orthopedic Surgery		1	1	2	1	5
Plastic Surgery			1			1
Urology			2			2
SURGICAL SPECIALTIES SUBTOTAL	1	25	13	3	4	46
Total	1	108	30	8	4	151

TABLE F-3g
2002 M.D. GRADUATES FROM THE PROVINCE OF QUEBEC
REGISTERED IN CANADIAN POST-M.D. TRAINING PROGRAMS IN 2008
FIELD OF POST-M.D. TRAINING
BY
PROVINCE PROVIDING POST-M.D. TRAINING (2008)

Field of Post-M.D. Training	Province Providing Post-M.D. Training					
	Maritimes	Quebec	Ontario	Alberta	British Columbia	Total
Anesthesiology		1	1			2
Critical Care (Anes.)			1	2		3
Community Medicine		1				1
Diagnostic Radiology		4				4
Internal Medicine		1	1			2
Cardiology (Int.Med.)		3	1			4
Critical Care (Int.Med)		1	1			2
Gastroenterology (Int.Med.)		1				1
Geriatric Medicine (Int.Med.)		2				2
Medical Oncology (Int.Med.)		1				1
Nephrology (Int.Med.)					1	1
Respirology (Int.Med.)		2	1			3
Rheumatology (Int.Med.)		1				1
Medical Genetics		1				1
Neurology		2		1		3
Neurology (Pediatrics)		2				2
Cardiology (Ped.)		1				1
Gastroenterology (Ped.)		1				1
Pediatric Emergency Med. (Ped.)		2				2
Neonatal-Perinatal Med. (Ped.)		1				1
Psychiatry		4				4
Radiation Oncology		1				1
MEDICAL SPECIALTIES SUBTOTAL		33	6	3	1	43
Anatomical Pathology			1			1
Medical Microbiology		2				2
Neuropathology			1			1
LAB MEDICINE SPECIALTIES SUBTOTAL		2	2			4
Cardiac Surgery	1					1
Critical Care (Cardiac Surg.)			1			1
General Surgery		1	2			3
Critical Care (Surgery)			1			1
Pediatric General Surgery		1				1
Vascular Surgery		1				1
Neurosurgery		1	2			3



(continued)

TABLE F-3g
2002 M.D. GRADUATES FROM THE PROVINCE OF QUEBEC
REGISTERED IN CANADIAN POST-M.D. TRAINING PROGRAMS IN 2008
FIELD OF POST-M.D. TRAINING
BY
PROVINCE PROVIDING POST-M.D. TRAINING (2008)

Field of Post-M.D. Training	Province Providing Post-M.D. Training					Total
	Maritimes	Quebec	Ontario	Alberta	British Columbia	
Obstetrics/Gynecology		3	1			4
Gyn. Oncology		2				2
Gyn.Rep.Endocrin./Infertility					1	1
Maternal-Fetal Med. (Ob.)		1	2			3
Ophthalmology		1				1
Otolaryngology - Head and Neck Surgery		1				1
Urology			2			2
SURGICAL SPECIALTIES SUBTOTAL	1	12	11		1	25
Total	1	47	19	3	2	72



265 Carling Ave, Suite 800
Ottawa, ON Canada K1S 2E1

 613-730-1204
 613-730-1196

caper@afmc.ca
www.caper.ca

Copyright © AFMC 2009
Droits d'auteur © AFMC 2009