

EDUCATION REGISTRY
ENREGISTREMENT D'ÉDUCATION

2 2 2 2 3 1 1 1 1 1 1
3 3 3 2 2 1 3 1 3 1 2 1
1 1 1 1 1 5 5 5
1 3 1 3 1 2 1 1 1 1 1 6 1 6
5 0 6 4 0 7 5 0 5 6 0 6 6 8 9 0
7 8 0 9 0 2 9 0 6 8 0 6 9 0 5 6
7 8 9 0 0 4 9 0 4 6 3 0 4 9 2

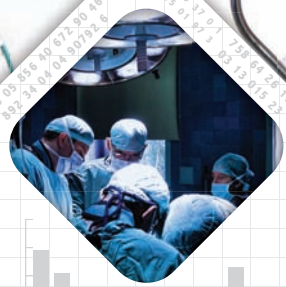
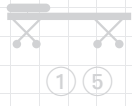
1 2 6 8 9 0 8 8 9 8 9
0 8 9 8 9 7 8 6 7 6 7 8
8 9 0 8 9 0 7 8 6 6 5 9 6 6 8 0
8 9 0 7 6 8 9 5 5 3 4 9 6 5 7
1 5 6 1 5 4 8 4 5 5 6 4 8 4 6 1 5 8
8 9 0 7 6 5 6 5 6 7 5 8 6 7 8 9 0 8
9 8 0 9 4 7 9 4 1 9 4 3 1 9 4 3 1 9
0 2 8 0 2 8 4 7 4 4 7 9 2 2 9 8 0 9 0 9
8 9 3 6 7 9 5 6 2 6 7 8 2 8 3 2 9 2 8 3 6 2
5 3 8 2 2 7 8 2 9 3 7 3 8 3 8 7 9 2 7 2 3 0 2
4 8 5 0 4 8 0 4 9 8 0 5 9 0 4 6 0 5 4 0

TOTAL

HEALTH SANTÉ
45 50 261
857 63 100

ÉTUDES
FORMATION
SANTÉ

EDUCATION
TRAINING
HEALTH



7 4 3 151
03 107 59 41 35 3 1 349 3
03 107 59 41 35 3 1 349 3
11 111 61 61 60 1 7

1 5

1103
1078

1 2 6 8 9 0 8 8 9 8 9
0 8 9 8 9 7 8 6 7 6 7 8
8 9 0 8 9 0 7 8 6 6 5 9 6 6 8 0
8 9 0 7 6 8 9 5 5 3 4 9 6 5 7
1 5 6 1 5 4 8 4 5 5 6 4 8 4 6 1 5 8
8 9 0 7 6 5 6 5 6 7 5 8 6 7 8 9 0 8
9 8 0 9 4 7 9 4 1 9 4 3 1 9 4 3 1 9
0 2 8 0 2 8 4 7 4 4 7 9 2 2 9 8 0 9 0 9
8 9 3 6 7 9 5 6 2 6 7 8 2 8 3 2 9 2 8 3 6 2
5 3 8 2 2 7 8 2 9 3 7 3 8 3 8 7 9 2 7 2 3 0 2
8 9 0 7 6 8 9 5 5 3 4 9 6 5 7
0 2 8 0 2 8 4 7 4 4 7 9 2 2 9 8 0 9 0 9
8 9 0 7 6 8 9 5 5 3 4 9 6 5 1 2 8 8 9 0 8 8 9 8 9
0 8 9 8 9 7 8 6 6 7 6 7 8
8 9 0 8 9 0 7 8 6 6 5 9 6 6 8 0
8 9 0 7 6 8 9 5 5 3 4 9 6 5 7
1 5 6 1 5 4 8 4 5 5 6 4 8 4 6 1 5 8
8 9 0 7 6 5 6 5 6 7 5 8 6 7 8 9 0 8

EDUCATION
ÉTUDES

EDUCATION REGISTRY
ENREGISTREMENT
D'ÉDUCATION

EDUCATION
TRAINING
HEALTH

ÉTUDES
FORMATION
SANTÉ

3 3 3
2 3 3 8 8 8
1 1 1 1 1
3 3 3 3 2 1 2 1 2
4 4 5 3 2 1 6 1 6 1 6
1 1 2 2 2
3 3 3 3 2 1 4 1 4 1 4
2 2 2 2 3 1 1 1 1 1 1
3 3 3 2 2 1 3 1 3 1 2 1
1 1 1 1 1 5 5 5
1 3 1 3 1 2 1 1 1 1 1 6 1 6 1 6
0 3 1 0 7 5 9 4 1 3 5 3 1 3 4 9 3 4 8 1 3 4 6 3

2008 – 2009

SASKATCHEWAN PROVINCIAL REPORT

Table of Contents

A.	Post-M.D. Trainees Registered in Saskatchewan Training Programs, November 1, 2008 (New entries to Post-M.D. Training at All Rank Levels)	6
1.	Rank by Country Where M.D. Degree Was Received and Legal Status	7
2.	(Graduates of Canadian Medical Schools) Rank by Year of Receipt of the M.D. Degree	7
B.	2008 Post-M.D. Trainees in Saskatchewan Training Programs	8
1a.	(Regular Ministry Funded Trainees Only) Field of Post-M.D. Training by Rank, Legal Status and Entry Status	9
1b.	(Trainees Funded by All Sources other than Regular Ministry Funds) Field of Post-M.D. Training by Rank, Legal Status and Entry Status	10
2.	(Residents Only) Field of Post-M.D. Training by Province Where M.D. Degree Was Earned and International Medical Graduates	11
2i.	(First Year Trainees Only) Field of Post-M.D. Training by Province Where M.D. Degree Was Earned and International Medical Graduates	12
3.	(Residents Only) Field of Post-M.D. Training by Gender	13
C.	Post-M.D. Trainees Exiting Saskatchewan Training Programs in July, 2008 at the Completion of Post-M.D. Training	14
1.	(Graduates of Canadian Medical Schools) Field of Post-M.D. Training by Rank	15
2.	(Graduates of Canadian Medical Schools) Field of Post-M.D. Training by Gender	16
3.	(Graduates of Canadian Medical Schools) Field of Post-M.D. Training (November 1, 2007) of New Entry and Re-entry Groups	17
4.	(International Medical Graduates) Location of Receipt of M.D. Degree by Legal Status	18
4a.	(International Medical Graduates) Field of Post-M.D. Training by Legal Status	19
5.	(Canadian Citizens and Permanent Residents Only - Visa Trainees not Included) Field of Post-M.D. Training by Rank	20

Table of Contents

D.	Post-M.D. Trainees Exiting Saskatchewan Training Programs in July, 2006 at the Completion of Post-M.D. Training (Canadian Citizens and Permanent Residents Only - Visa Trainees Not Included)	21
1.	Field of Post-M.D. Training by Geographic Location, 2008 CMA Masterfile	22
1i.	Post-M.D. Trainees Exiting Canadian Training Programs in July, 2006 at the Completion of Post-M.D. Training with Practice Locations in Saskatchewan, 2008 CMA Masterfile Field of Post-M.D. Training by Province Providing Post-M.D. Training	23
2.	Location of Receipt of the M.D. Degree by Geographic Location, 2008 CMA Masterfile	24
2i.	(M.D. Degree Received in Saskatchewan) Field of Post-M.D. Training Group by Geographic Location, 2008 CMA Masterfile	24
2ii.	(M.D. Degree Received in Other Canadian Provinces) Field of Post-M.D. Training Group by Geographic Location, 2008 CMA Masterfile	25
2iii.	(M.D. Degree Received Outside Canada) Field of Post-M.D. Training Group by Geographic Location, 2008 CMA Masterfile	25
3.	Location of Receipt of the M.D. Degree by Geographic Location, 2008 CMA Masterfile	26
4.	Location of Post-M.D. Training by Geographic Location, 2008 CMA Masterfile	26
E.	Time Series 2004-05 to 2008-09	27
1.	(Post-M.D. Trainees in Saskatchewan Training Programs) Field of Post-M.D. Training Group by Location of University Which Awarded the M.D. Degree 2004-05 to 2008-09	28
2.	(Post-M.D. Trainees in Saskatchewan Training Programs) Field of Post-M.D. Training Group by Source of Funding 2004-05 to 2008-09	28
3.	(Graduates of Canadian Medical Schools Exiting Saskatchewan Training Programs at the Completion of Post-M.D. Training) Field of Post-M.D. Training Group (During Last Year of Training) Exiting Post-M.D. Training in 2004 to 2008	29
4.	(International Medical Graduates Exiting Saskatchewan Training Programs at the Completion of Post-M.D. Training) Field of Post-M.D. Training Group (During Last Year of Training) by Legal Status Exiting Post-M.D. Training in 2004 to 2008	29

Table of Contents

F.	M.D. Graduates From the Province of Saskatchewan Registered in Canadian Post-M.D. Training Programs	30
	AFMC Data	31
	M.D. Degrees Awarded by Canadian Universities 1982 to 2008 by University Awarding "M.D." (Calendar Year Totals)	
1.	(All M.D. Graduates of University of Saskatchewan Registered in Canadian Post-M.D. Training Programs in 2008) Field of Post-M.D. Training by Year of Receipt of the M.D. Degree	32
2a.	(All M.D. Graduates from the Province of Saskatchewan Registered in Canadian Post-M.D. Training Programs in 2008) Year of Receipt of the M.D. Degree by Province Providing Post-M.D. Training	34
2b.	(All M.D. Graduates from the Province of Saskatchewan Registered in Canadian Post-M.D. Training Programs in 2008) Year of Receipt of the M.D. Degree by Region of Post-M.D. Training	35
3a.	(2002 M.D. Graduates from the Province of Saskatchewan Registered in Canadian Post-M.D. Training Programs in 2002) Field of Post-M.D. Training by Province Providing Post-M.D. Training, (2002)	36
3b.	(2002 M.D. Graduates from the Province of Saskatchewan Registered in Canadian Post-M.D. Training Programs in 2003) Field of Post-M.D. Training by Province Providing Post-M.D. Training, (2003)	37
3c.	(2002 M.D. Graduates from the Province of Saskatchewan Registered in Canadian Post-M.D. Training Programs in 2004) Field of Post-M.D. Training by Province Providing Post-M.D. Training, (2004)	38
3d.	(2002 M.D. Graduates from the Province of Saskatchewan Registered in Canadian Post-M.D. Training Programs in 2005) Field of Post-M.D. Training by Province Providing Post-M.D. Training, (2005)	39
3e.	(2002 M.D. Graduates from the Province of Saskatchewan Registered in Canadian Post-M.D. Training Programs in 2006) Field of Post-M.D. Training by Province Providing Post-M.D. Training, (2006)	40
3f.	(2002 M.D. Graduates from the Province of Saskatchewan Registered in Canadian Post-M.D. Training Programs in 2007) Field of Post-M.D. Training by Province Providing Post-M.D. Training, (2007)	41
3g.	(2002 M.D. Graduates from the Province of Saskatchewan Registered in Canadian Post-M.D. Training Programs in 2008) Field of Post-M.D. Training by Province Providing Post-M.D. Training, (2008)	42

Explanatory Notes Concerning the Tables

Section A

New Entries to Post-M.D. Training at all Rank Levels

“New Entries” refer to physicians entering post-M.D. training. These are physicians who have never been recorded previously on the CAPER database. These data are provided to give the reader the base information on the number of new physicians entering post-M.D. training.

Section B

New Entry Trainees - Re-entry Trainees

New entry trainees are physicians who were in training for the first time, ie. they have never had a break in their training. A re-entry trainee is a physician who had previously had a break in training and has therefore already probably spent some time in practice. A re-entry trainee as designated in the tables in Section B can be at any rank level, not only the first year of re-entry to training. This distinction is made to indicate which trainees will be entering practice for the first time and those who will not be “new” physicians when they exit.

The proportion of re-entry trainees in each specialty also indicates which specialties have tended to recruit from the physicians already in practice.

Table B-2i - First Year Trainees

This table contains only the first year trainees - those physicians in training at the R-1 level for the first time. They had never been reported to CAPER in the past. The table gives the initial training field of the leading edge of the group who will become our new physicians in the next 2 - 7 years.

Section C

Post-M.D. Trainees Exiting Training Programs in July, 2008 at the Completion of Post-M.D. Training

The physicians included in this exit group consist of those who left training at a rank level consistent with completion of training. For example, those who left Family medicine training at a rank of R-2 or higher and medical specialties at a rank of R-4 or higher would be included in this group. It is assumed those who left training at lower rank levels were taking a temporary break in training and would be returning to training. The small number of trainees who exited prior to completion of training are not included in the exit group.

(con't)

Section D
Where Did Our Trainees Go (D-1)?
and
Where Did Our New Physicians come from (D-1i) ?

These two tables give two pictures of the geographic mobility of trainees between the time they exited from post M.D. training and where they were located in practice two years later.

Table D-1

This table contains the trainees who exited from training in your province at the completion of training. It shows where they were in practice (according to the CMA masterfile) two years later. It also shows the final training field of your residents.

Table D-1i

This table contains all of the (Canadian citizens/permanent residents) trainees across the country who exited from training two years ago and were subsequently located in your province in July of the current year. Thus, it gives a picture of where the new physicians, who came to work in your province, did their last year of post-M.D. training and the specialties in which they trained.

Section A

**Post-M.D. Trainees Registered in Saskatchewan
Training Programs**

November 1, 2008

(New Entries to Post-M.D. Training at all Rank Levels)

**TABLE A-1
 POST-M.D. TRAINEES REGISTERED IN SASKATCHEWAN TRAINING
 PROGRAMS, NOV 1, 2008
 (NEW ENTRIES TO POST-M.D. TRAINING AT ALL RANK LEVELS)
 RANK
 BY
 COUNTRY WHERE M.D. DEGREE WAS RECEIVED AND LEGAL
 STATUS**

Training Rank		Canada	Outside Canada		Total
		CC/PR*	CC/PR*	Visa	
Residents	R-1	56	27	3	86
	R-2		1		1
	R-4		1		1
Total		56	29	3	88

**TABLE A-2
 POST-M.D. TRAINEES REGISTERED IN
 SASKATCHEWAN TRAINING PROGRAMS, NOV 1,
 2008
 (NEW ENTRIES TO POST-M.D. TRAINING AT ALL
 RANK LEVELS)
 (GRADUATES OF CANADIAN MEDICAL SCHOOLS)
 RANK
 BY
 YEAR OF RECEIPT OF THE M.D DEGREE**

Training Rank		M.D. Year		
		2007	2008	Total
Residents	R-1	2	54	56
Total		2	54	56

New Entries: Physicians who have not been reported previously to CAPER. The CAPER data series began in 1988, Canadian graduates who received the M.D. degree prior to 1988 were not included in these data.

CC/PR: Canadian Citizens and Permanent Residents

Section B

2008 Post-M.D. Trainees in Saskatchewan Training Programs

TABLE B-1a
2008 POST-M.D. TRAINEES IN SASKATCHEWAN TRAINING PROGRAMS
(REGULAR MINISTRY FUNDED TRAINEES ONLY)
FIELD OF POST-M.D. TRAINING
BY
RANK

University of Saskatchewan

Field of Post-M.D. Training	Residents						Total	Legal Status CC/ PR*	Entry Status	
	R-1	R-2	R-3	R-4	R-5	R-6			New Entry	Re-Entry
Family Medicine	27	25	2				52	52	2	
Emergency Medicine (CFPC)			2				2	2		
FAMILY MEDICINE SUBTOTAL	27	25	2				54	54	2	
Anesthesiology	6	3	4	4	3		20	20		
Diagnostic Radiology	3	4	3	3	3		16	16		
Internal Medicine	9	9	8		1		27	27		
Cardiology (Int.Med.)				1	1	3	4	4		1
Respirology (Int.Med.)				1	1		2	2		
Rheumatology (Int.Med.)				1	1		1	1		
Neurology	2	1	1	1	2		7	7		
Pediatrics	7	5	3				15	15		
Neonatal-Perinatal Med. (Ped.)				1			1	1		
Physical Medicine & Rehab.	1	2		1			4	4		
Psychiatry	5	2	2	3	3		15	15		
MEDICAL SPECIALTIES SUBTOTAL	33	26	21	14	15	3	112	112	110	2
General Pathology	1	1		2	1		5	5		
LAB MEDICINE SPECIALTIES SUBTOTAL	1	1		2	1		5	5		
General Surgery	5	6	2	4	5		22	22		
Neurosurgery	1	2		1	1	1	6	6		
Obstetrics/Gynecology	4	3	3	4	2		16	16		
Ophthalmology	1	1	1	1	1		5	5		
Orthopedic Surgery	3	3	1	3	3		13	13		
SURGICAL SPECIALTIES SUBTOTAL	14	15	7	13	12	1	62	62	62	
Total	75	67	30	29	28	4	233	233	231	2

* Canadian Citizens and Permanent Residents

**TABLE B-1b
2008 POST-M.D. TRAINEES IN SASKATCHEWAN TRAINING PROGRAMS
(TRAINEES FUNDED BY ALL SOURCES OTHER THAN REGULAR MINISTRY FUNDS)
FIELD OF POST-M.D. TRAINING
BY
RANK**

University of Saskatchewan

Field of Post-M.D. Training	Residents					Total	Legal Status		Entry Status	
	R-1	R-2	R-3	R-4	R-5		CC/ PR*	Visa	New Entry	Re- Entry
Family Medicine		2				2	2		2	
Emergency Medicine (CFPC)			2			2	2		2	
FAMILY MEDICINE SUBTOTAL		2	2			4	4		4	
Anesthesiology	1	1	1	1	2	6	5	1	5	1
Diagnostic Radiology		1				1	1		1	
Internal Medicine	7	4	4			15	8	7	14	1
Respirology (Int.Med.)				1		1	1		1	
Neurology					1	1	1		1	
Pediatrics	2	1	1			4	2	2	4	
Psychiatry			1	3		4	4		4	
MEDICAL SPECIALTIES SUBTOTAL	10	7	7	5	3	32	21	11	30	2
General Pathology				1		1			1	
LAB MEDICINE SPECIALTIES SUBTOTAL				1		1			1	
General Surgery	1	1	2			4	4		4	
Obstetrics/Gynecology		2			1	3	3		3	
Orthopedic Surgery	1		2	1		4	3	1	2	2
SURGICAL SPECIALTIES SUBTOTAL	2	3	4	1	1	11	10	1	9	2
Total	12	12	13	7	4	48	35	13	44	4

* Canadian Citizens and Permanent Residents
Note: 12 of the visa trainees were funded by foreign government contracts (e.g. Saudi Arabia)

TABLE B-2
2008 RESIDENTS IN SASKATCHEWAN TRAINING PROGRAMS
FIELD OF POST-M.D. TRAINING
BY
PROVINCE WHERE M.D. DEGREE WAS EARNED

Field of Post-M.D. Training	Graduates of Canadian Medical Schools									Int. Med. Grads	Total
	Nfld.	N.S.	Que.	Ont.	Man.	Sask.	Alta	B.C.	Subtotal	IMGS*	
Family Medicine					1	22	5	1	29	25	54
Emergency Medicine (CFPC)						4			4		4
FAMILY MEDICINE SUBTOTAL					1	26	5	1	33	25	58
Anesthesiology		1			1	13	5		20	6	26
Diagnostic Radiology			1		1	6	7	1	16	1	17
Internal Medicine				2		13	8	1	24	18	42
Cardiology (Int.Med.)							1		1	3	4
Respirology (Int.Med.)					1	1			2	1	3
Rheumatology (Int.Med.)										1	1
Neurology	1			1	1	1			4	4	8
Pediatrics	1		2			7	3		13	6	19
Neonatal-Perinatal Med. (Ped.)						1			1		1
Physical Medicine & Rehab.				1		2			3	1	4
Psychiatry						11	1		12	7	19
MEDICAL SPECIALTIES SUBTOTAL	2	1	3	4	4	55	25	2	96	48	144
General Pathology						1			1	5	6
LAB MEDICINE SPECIALTIES SUBTOTAL						1			1	5	6
General Surgery		1		3		13	3	1	21	5	26
Neurosurgery			1	1		4			6		6
Obstetrics/Gynecology			1	2		5	2	1	11	8	19
Ophthalmology	1	1				3			5		5
Orthopedic Surgery	1			1	1	8	1	1	13	4	17
SURGICAL SPECIALTIES SUBTOTAL	2	2	2	7	1	33	6	3	56	17	73
Total	4	3	5	11	6	115	36	6	186	95	281

* IMGS: International Medical Graduates

TABLE B-2i
2008 RESIDENTS IN SASKATCHEWAN TRAINING PROGRAMS
FIRST YEAR TRAINEES ONLY
FIELD OF POST-M.D. TRAINING
BY
PROVINCE WHERE M.D. DEGREE WAS EARNED

Field of Post-M.D. Training	Graduates of Canadian Medical Schools									Int. Med. Grads	Total	
	Nfld.	N.S.	Que.	Ont.	Man.	Sask.	Alta	B.C.	Subtotal			
Family Medicine					1	8	4			13	13	26
FAMILY MEDICINE SUBTOTAL					1	8	4			13	13	26
Anesthesiology		1			1	3	1			6	1	7
Diagnostic Radiology					1	2				3		3
Internal Medicine				2		4	1	1		8	8	16
Neurology											2	2
Pediatrics	1		1			4	1			7	2	9
Physical Medicine & Rehab.				1						1		1
Psychiatry						5				5		5
MEDICAL SPECIALTIES SUBTOTAL	1	1	1	3	2	18	3	1		30	13	43
General Pathology											1	1
LAB MEDICINE SPECIALTIES SUBTOTAL											1	1
General Surgery				1		4				5	1	6
Neurosurgery			1							1		1
Obstetrics/Gynecology			1			1	1			3	1	4
Ophthalmology						1				1		1
Orthopedic Surgery						3				3	1	4
SURGICAL SPECIALTIES SUBTOTAL			2	1		9	1			13	3	16
Total	1	1	3	4	3	35	8	1		56	30	86

* IMGS: International Medical Graduates

**TABLE B-3
2008 RESIDENTS IN SASKATCHEWAN TRAINING PROGRAMS
FIELD OF POST-M.D. TRAINING
BY
GENDER**

Field of Post-M.D. Training	Female		Male		Total	
	Count	Row %	Count	Row %	Count	Row %
Family Medicine	29	53.7%	25	46.3%	54	100.0%
Emergency Medicine (CFPC)	2	50.0%	2	50.0%	4	100.0%
FAMILY MEDICINE SUBTOTAL	31	53.4%	27	46.6%	58	100.0%
Anesthesiology	8	30.8%	18	69.2%	26	100.0%
Diagnostic Radiology	9	52.9%	8	47.1%	17	100.0%
Internal Medicine	17	40.5%	25	59.5%	42	100.0%
Cardiology (Int.Med.)	1	25.0%	3	75.0%	4	100.0%
Respirology (Int.Med.)	1	33.3%	2	66.7%	3	100.0%
Rheumatology (Int.Med.)			1	100.0%	1	100.0%
Neurology	2	25.0%	6	75.0%	8	100.0%
Pediatrics	13	68.4%	6	31.6%	19	100.0%
Neonatal-Perinatal Med. (Ped.)	1	100.0%			1	100.0%
Physical Medicine & Rehab.	2	50.0%	2	50.0%	4	100.0%
Psychiatry	14	73.7%	5	26.3%	19	100.0%
MEDICAL SPECIALTIES SUBTOTAL	68	47.2%	76	52.8%	144	100.0%
General Pathology	2	33.3%	4	66.7%	6	100.0%
LAB MEDICINE SPECIALTIES SUBTOTAL	2	33.3%	4	66.7%	6	100.0%
General Surgery	9	34.6%	17	65.4%	26	100.0%
Neurosurgery	3	50.0%	3	50.0%	6	100.0%
Obstetrics/Gynecology	16	84.2%	3	15.8%	19	100.0%
Ophthalmology	2	40.0%	3	60.0%	5	100.0%
Orthopedic Surgery	2	11.8%	15	88.2%	17	100.0%
SURGICAL SPECIALTIES SUBTOTAL	32	43.8%	41	56.2%	73	100.0%
Total	133	47.3%	148	52.7%	281	100.0%

Section C

**Post-M.D. Trainees Exiting
Saskatchewan Training Programs in**

July, 2008

at the Completion of Post-M.D. Training

**TABLE C-1
 POST-M.D. TRAINEES EXITING SASKATCHEWAN TRAINING PROGRAMS IN JULY, 2008
 AT THE COMPLETION OF POST-M.D. TRAINING
 (GRADUATES OF CANADIAN MEDICAL SCHOOLS)
 FIELD OF POST-M.D. TRAINING
 BY
 RANK**

Field of Post-M.D. Training	Residents					Total
	R-2	R-3	R-4	R-5	R-6	
Family Medicine	13					13
Emergency Medicine (CFPC)		2				2
Enhanced Skills: Other Fam. Med. Training		1				1
FAMILY MEDICINE SUBTOTAL	13	3				16
Anesthesiology			2	2		4
Diagnostic Radiology				4		4
Internal Medicine			2			2
Respirology (Int.Med.)				1		1
Neurology				1		1
Pediatrics			3			3
Psychiatry			1			1
MEDICAL SPECIALTIES SUBTOTAL			8	8		16
General Pathology				1		1
LAB MEDICINE SPECIALTIES SUBTOTAL				1		1
General Surgery				1		1
Neurosurgery					1	1
Obstetrics/Gynecology			1	1		2
Ophthalmology				1		1
Orthopedic Surgery				1		1
SURGICAL SPECIALTIES SUBTOTAL			1	4	1	6
Total	13	3	9	13	1	39

**TABLE C-2
POST-M.D. TRAINEES EXITING SASKATCHEWAN TRAINING PROGRAMS IN JULY, 2008
AT THE COMPLETION OF POST-M.D. TRAINING
(GRADUATES OF CANADIAN MEDICAL SCHOOLS)
FIELD OF POST-M.D. TRAINING
BY
GENDER**

Field of Post-M.D. Training	Female		Male		Total	
	Count	Row %	Count	Row %	Count	Row %
Family Medicine	7	53.8%	6	46.2%	13	100.0%
Emergency Medicine (CFPC)	1	50.0%	1	50.0%	2	100.0%
Enhanced Skills: Other Fam. Med. Training	1	100.0%			1	100.0%
FAMILY MEDICINE SUBTOTAL	9	56.3%	7	43.8%	16	100.0%
Anesthesiology	3	75.0%	1	25.0%	4	100.0%
Diagnostic Radiology	1	25.0%	3	75.0%	4	100.0%
Internal Medicine	1	50.0%	1	50.0%	2	100.0%
Respirology (Int.Med.)			1	100.0%	1	100.0%
Neurology			1	100.0%	1	100.0%
Pediatrics	3	100.0%			3	100.0%
Psychiatry	1	100.0%			1	100.0%
MEDICAL SPECIALTIES SUBTOTAL	9	56.3%	7	43.8%	16	100.0%
General Pathology	1	100.0%			1	100.0%
LAB MEDICINE SPECIALTIES SUBTOTAL	1	100.0%			1	100.0%
General Surgery	1	100.0%			1	100.0%
Neurosurgery			1	100.0%	1	100.0%
Obstetrics/Gynecology	2	100.0%			2	100.0%
Ophthalmology			1	100.0%	1	100.0%
Orthopedic Surgery			1	100.0%	1	100.0%
SURGICAL SPECIALTIES SUBTOTAL	3	50.0%	3	50.0%	6	100.0%
Total	22	56.4%	17	43.6%	39	100.0%

**TABLE C-3
POST-M.D. TRAINEES EXITING SASKATCHEWAN TRAINING PROGRAMS IN JULY, 2008
AT THE COMPLETION OF POST-M.D. TRAINING
(GRADUATES OF CANADIAN MEDICAL SCHOOLS)
FIELD OF POST-M.D. TRAINING (NOV 1, 2007)
OF NEW ENTRY AND RE-ENTRY GROUPS***

Field of Post-M.D. Training	New Entry		Re-entry		Total	
	Count	Col %	Count	Col %	Count	Col %
Family Medicine	13	36.1%			13	33.3%
Emergency Medicine (CFPC)	2	5.6%			2	5.1%
Enhanced Skills: Other Fam. Med. Training	1	2.8%			1	2.6%
FAMILY MEDICINE SUBTOTAL	16	44.4%			16	41.0%
Anesthesiology	3	8.3%	1	33.3%	4	10.3%
Diagnostic Radiology	3	8.3%	1	33.3%	4	10.3%
Internal Medicine	2	5.6%			2	5.1%
Respirology (Int.Med.)	1	2.8%			1	2.6%
Neurology	1	2.8%			1	2.6%
Pediatrics	3	8.3%			3	7.7%
Psychiatry	1	2.8%			1	2.6%
MEDICAL SPECIALTIES SUBTOTAL	14	38.9%	2	66.7%	16	41.0%
General Pathology			1	33.3%	1	2.6%
LAB MEDICINE SPECIALTIES SUBTOTAL			1	33.3%	1	2.6%
General Surgery	1	2.8%			1	2.6%
Neurosurgery	1	2.8%			1	2.6%
Obstetrics/Gynecology	2	5.6%			2	5.1%
Ophthalmology	1	2.8%			1	2.6%
Orthopedic Surgery	1	2.8%			1	2.6%
SURGICAL SPECIALTIES SUBTOTAL	6	16.7%			6	15.4%
Total	36	100.0%	3	100.0%	39	100.0%

* New Entry - trainees assumed to be entering practice for the first time
Re-entry - trainees assumed to be re-entering practice

**TABLE C-4
 POST-M.D. TRAINEES EXITING SASKATCHEWAN
 TRAINING PROGRAMS IN JULY, 2008
 AT THE COMPLETION OF POST-M.D. TRAINING
 (INTERNATIONAL MEDICAL GRADUATES)
 LOCATION OF RECEIPT OF THE M.D. DEGREE
 BY
 LEGAL STATUS**

M.D. Country	Legal Status		
	CC/PR*	Visa	Total
Bangladesh	2		2
Egypt	2		2
India	1		1
Latvia	1		1
Libya	1		1
Saint Kitts and Nevis	1		1
Netherlands Antilles	1		1
Pakistan	1		1
Philippines	1		1
Poland	1		1
Saudi Arabia		1	1
Sri Lanka	1		1
United Kingdom	2		2
Total	15	1	16

CC/PR: Canadian Citizens and Permanent Residents

**TABLE C-4A
 POST-M.D. TRAINEES EXITING SASKATCHEWAN
 TRAINING PROGRAMS IN JULY, 2008
 AT THE COMPLETION OF POST-M.D. TRAINING
 (INTERNATIONAL MEDICAL GRADUATES)**

**FIELD OF POST-M.D. TRAINING
 BY
 LEGAL STATUS**

Field of Post-M.D. Training	Legal Status		
	CC/PR*	Visa	Total
Family Medicine	6		6
Emergency Medicine (CFPC)	1		1
Enhanced Skills: Other Fam. Med. Training	1		1
FAMILY MEDICINE SUBTOTAL	8		8
Internal Medicine	1		1
Cardiology (Int.Med.)	1		1
Respirology (Int.Med.)	1		1
Pediatrics	1		1
Physical Medicine & Rehab.	1		1
Psychiatry	1		1
MEDICAL SPECIALTIES SUBTOTAL	6		6
General Surgery	1		1
Obstetrics/Gynecology		1	1
SURGICAL SPECIALTIES SUBTOTAL	1	1	2
Total	15	1	16

CC/PR: Canadian Citizens and Permanent Residents

**TABLE C-5
 POST-M.D. TRAINEES EXITING SASKATCHEWAN TRAINING PROGRAMS IN JULY, 2008
 AT THE COMPLETION OF POST-M.D. TRAINING
 (CANADIAN CITIZENS AND PERMANENT RESIDENTS ONLY - VISA TRAINEES NOT INCLUDED)
 FIELD OF POST-M.D. TRAINING
 BY
 RANK**

Field of Post-M.D. Training	Residents		Total	
	Count	Row %	Count	Row %
Family Medicine	19	100.0%	19	100.0%
Emergency Medicine (CFPC)	3	100.0%	3	100.0%
Enhanced Skills: Other Fam. Med. Training	2	100.0%	2	100.0%
FAMILY MEDICINE SUBTOTAL	24	100.0%	24	100.0%
Anesthesiology	4	100.0%	4	100.0%
Diagnostic Radiology	4	100.0%	4	100.0%
Internal Medicine	3	100.0%	3	100.0%
Cardiology (Int.Med.)	1	100.0%	1	100.0%
Respirology (Int.Med.)	2	100.0%	2	100.0%
Neurology	1	100.0%	1	100.0%
Pediatrics	4	100.0%	4	100.0%
Physical Medicine & Rehab.	1	100.0%	1	100.0%
Psychiatry	2	100.0%	2	100.0%
MEDICAL SPECIALTIES SUBTOTAL	22	100.0%	22	100.0%
General Pathology	1	100.0%	1	100.0%
LAB MEDICINE SPECIALTIES SUBTOTAL	1	100.0%	1	100.0%
General Surgery	2	100.0%	2	100.0%
Neurosurgery	1	100.0%	1	100.0%
Obstetrics/Gynecology	2	100.0%	2	100.0%
Ophthalmology	1	100.0%	1	100.0%
Orthopedic Surgery	1	100.0%	1	100.0%
SURGICAL SPECIALTIES SUBTOTAL	7	100.0%	7	100.0%
Total	54	100.0%	54	100.0%

Section D

**Post-M.D. Trainees Exiting Saskatchewan
Training Programs in**

July, 2008

at the Completion of Post-M.D. Training

**(Canadian Citizens and Permanent Residents Only -
Visa Trainees Not Included)**

**TABLE D-1
 POST-M.D. TRAINEES EXITING SASKATCHEWAN TRAINING PROGRAMS IN JULY, 2006
 AT THE COMPLETION OF POST-M.D. TRAINING
 (CANADIAN CITIZENS AND PERMANENT RESIDENTS ONLY - VISA TRAINEES NOT INCLUDED)
 FIELD OF POST-M.D. TRAINING
 BY
 GEOGRAPHIC LOCATION, 2008 CMA MASTERFILE**

Field of Post-M.D. Training	Geographic Location, 2008						Total
	ONT	SASK	ALTA	BC	USA	NOT LOC.	
Family Medicine	1	14				1	16
Emergency Medicine (CFPC)		1		1		1	3
FAMILY MEDICINE SUBTOTAL	1	15		1		2	19
Anesthesiology		2					2
Diagnostic Radiology		1		1			2
Internal Medicine		2					2
Pediatrics	1		1				2
Physical Medicine & Rehab.	1	2					3
Psychiatry	1	2					3
MEDICAL SPECIALTIES SUBTOTAL	3	9	1	1			14
General Surgery		1			1	1	3
Neurosurgery					1		1
Obstetrics/Gynecology		1					1
Ophthalmology			1				1
SURGICAL SPECIALTIES SUBTOTAL		2	1		2	1	6
Total	4	26	2	2	2	3	39

TABLE D-1i
POST-M.D. TRAINEES EXITING CANADIAN TRAINING PROGRAMS IN JULY, 2006
AT THE COMPLETION OF POST-M.D. TRAINING
WITH PRACTICE LOCATIONS IN SASKATCHEWAN, JULY 2008 CMA MASTERFILE
(CANADIAN CITIZENS AND PERMANENT RESIDENTS ONLY - VISA TRAINEES NOT INCLUDED)
FIELD OF POST-M.D. TRAINING
BY
PROVINCE PROVIDING POST-M.D. TRAINING

Field of Post-M.D. Training	Province Providing Post-M.D. Training						
	Mari- times	Que.	Ont.	Man.	Sask.	Alta.	Total
Family Medicine				1	14	1	16
Emergency Medicine (CFPC)					1		1
FAMILY MEDICINE SUBTOTAL				1	15	1	17
Anesthesiology					2		2
Diagnostic Radiology			1	1	1		3
Internal Medicine					2		2
Cardiology (Int.Med.)			1			2	3
Nephrology (Int.Med.)			1				1
Nuclear Medicine		1					1
Physical Medicine & Rehab.					2		2
Psychiatry			2	1	2		5
Radiation Oncology	1		1				2
MEDICAL SPECIALTIES SUBTOTAL	1	1	6	2	9	2	21
General Surgery					1		1
Obstetrics/Gynecology					1		1
Orthopedic Surgery			1				1
Urology			1				1
SURGICAL SPECIALTIES SUBTOTAL			2		2		4
Total	1	1	8	3	26	3	42

**TABLE D-2
POST-M.D. TRAINEES EXITING SASKATCHEWAN TRAINING PROGRAMS IN JULY, 2006
AT THE COMPLETION OF POST-M.D. TRAINING
(CANADIAN CITIZENS AND PERMANENT RESIDENTS ONLY - VISA TRAINEES NOT INCLUDED)
LOCATION OF RECEIPT OF THE M.D. DEGREE
BY
GEOGRAPHIC LOCATION, 2008 CMA MASTERFILE**

Location of Receipt of the M.D. Degree	Geographic Location, 2008						Total
	ONT	SASK	ALTA	BC	USA	NOT LOC.	
Ontario		1				1	2
Manitoba					1		1
Saskatchewan		16	1			1	18
Alberta		1					1
British Columbia				1			1
Canadian M.D. Graduates Subtotal		18	1	1	1	2	23
International Medical Graduates	4	8	1	1	1	1	16
Total	4	26	2	2	2	3	39

**TABLE D-2i
POST-M.D. TRAINEES EXITING SASKATCHEWAN TRAINING
PROGRAMS IN JULY, 2006
AT THE COMPLETION OF POST-M.D. TRAINING
(CANADIAN CITIZENS AND PERMANENT RESIDENTS ONLY -
VISA TRAINEES NOT INCLUDED)
(M.D. DEGREE RECEIVED IN SASKATCHEWAN)
FIELD OF POST-M.D. TRAINING
BY
GEOGRAPHIC LOCATION, 2008 CMA MASTERFILE**

Field of Post-M.D. Training	Geographic Location, 2008		
	Western	Not Reported	Total
FAMILY MEDICINE	9	1	10
MEDICAL SPECIALTIES	7		7
SURGICAL SPECIALTIES	1		1
Total	17	1	18

TABLE D-2ii
POST-M.D. TRAINEES EXITING SASKATCHEWAN TRAINING PROGRAMS IN
JULY, 2006
AT THE COMPLETION OF POST-M.D. TRAINING
(CANADIAN CITIZENS AND PERMANENT RESIDENTS ONLY - VISA
TRAINEES NOT INCLUDED)
(M.D. DEGREE RECEIVED IN OTHER CANADIAN PROVINCES)
FIELD OF POST-M.D. TRAINING
BY
GEOGRAPHIC LOCATION, 2008 CMA MASTERFILE

Field of Post-M.D. Training	Geographic Location, 2008			
	Western	USA/ Other	Not Reported	Total
FAMILY MEDICINE	1			1
MEDICAL SPECIALTIES	2			2
SURGICAL SPECIALTIES		1	1	2
Total	3	1	1	5

TABLE D-2iii
POST-M.D. TRAINEES EXITING SASKATCHEWAN TRAINING PROGRAMS IN JULY, 2006
AT THE COMPLETION OF POST-M.D. TRAINING
(CANADIAN CITIZENS AND PERMANENT RESIDENTS ONLY - VISA TRAINEES NOT
INCLUDED)
(M.D. DEGREE RECEIVED OUTSIDE CANADA)
FIELD OF POST-M.D. TRAINING
BY
GEOGRAPHIC LOCATION, 2008 CMA MASTERFILE

Field of Post-M.D. Training	Geographic Location, 2008				
	Ontario	Western	USA/ Other	Not Reported	Total
FAMILY MEDICINE	1	6		1	8
MEDICAL SPECIALTIES	3	2			5
SURGICAL SPECIALTIES		2	1		3
Total	4	10	1	1	16

**TABLE D-3
NATIONAL DATA
POST-M.D. TRAINEES EXITING CANADIAN TRAINING PROGRAMS IN JULY, 2006
AT THE COMPLETION OF POST-M.D. TRAINING
(CANADIAN CITIZENS AND PERMANENT RESIDENTS ONLY - VISA TRAINEES NOT INCLUDED)
LOCATION OF RECEIPT OF THE M.D. DEGREE
BY
GEOGRAPHIC LOCATION, 2008 CMA MASTERFILE**

Location of Receipt of the M.D. Degree	Geographic Location, 2008																Total	
	NFLD	NS	PEI	NB	QUE	ONT	MAN	SASK	ALTA	BC	N.U.	N.T.	Y.T.	USA	OTH CTRY	NOT LOC.		
Newfoundland	18	3				12	1		7	2							1	44
Maritimes	2	24	4	15	2	25			10	7				1			3	93
Quebec		1	1	12	361	25		1	4	12				4			38	459
Ontario		9		4	12	394	11	2	35	44		1	1	8	1		19	541
Manitoba	1	1		1	2	16	40	1	5	7				1			1	76
Saskatchewan					1	8	1	26	12	2				1			1	52
Alberta	2	6		1	3	28	5	1	91	30		1		9			7	184
British Columbia		1	1		1	12	1		18	63			2	6			2	107
Canadian M.D. Graduates Subtotal	23	45	6	33	382	520	59	31	182	167	1	3	1	30	1		72	1556
International Medical Graduates	8	13	1	7	22	141	17	11	42	24				5			46	337
Total	31	58	7	40	404	661	76	42	224	191	1	3	1	35	1	118	1893	

**TABLE D-4
NATIONAL DATA
POST-M.D. TRAINEES EXITING CANADIAN TRAINING PROGRAMS IN JULY, 2006
AT THE COMPLETION OF POST-M.D. TRAINING
(CANADIAN CITIZENS AND PERMANENT RESIDENTS ONLY - VISA TRAINEES NOT INCLUDED)
LOCATION OF POST-M.D. TRAINING
BY
GEOGRAPHIC LOCATION, 2008 CMA MASTERFILE**

Location of Post-M.D. Training	Geographic Location, 2008																Total	
	NFLD	NS	PEI	NB	QUE	ONT	MAN	SASK	ALTA	BC	N.U.	N.T.	Y.T.	USA	OTH CTRY	NOT LOC.		
Memorial University	19	3				10	2		3	1								38
Dalhousie University	2	39	2	16		7	1	1	3	10				1			3	85
Université Laval			1	3	85	2											6	97
Université de Sherbrooke				10	71	1			1								7	90
Université de Montréal				1	156	3				2				1			19	182
McGill University	1		1	1	69	19	2	1	8	3				4			5	114
QUEBEC SUBTOTAL	1		2	15	381	25	2	1	9	5				5			37	483
University of Ottawa	2	2			1	92	1	3	4	6			1	1			3	116
Queen's University	1	2	1	1	3	47	2		7					2				66
University of Toronto		4		3	11	272	10	3	12	11				7			40	373
McMaster University	2	1			1	88		2	2								4	100
University of Western Ontario	2	1			2	73	1		2	4				1			7	93
ONTARIO SUBTOTAL	7	10	1	4	18	572	14	8	27	21			1	11			54	748
University of Manitoba	1	2			1	8	49	3	2	4				1			4	75
University of Saskatchewan						4		26	2	2				2			3	39
University of Alberta		2			1	9	2	1	96	10				6	1		1	129
University of Calgary	1	2		3		8	5	2	76	13				5			7	122
ALBERTA SUBTOTAL	1	4		3	1	17	7	3	172	23				11	1		8	251
University of British Columbia			2	2	3	18	1		6	125	1	3		4			9	174
Total	31	58	7	40	404	661	76	42	224	191	1	3	1	35	1	118	1893	

Section E

Time Series 2004-05 to 2008-09

TABLE E-1
POST-M.D. TRAINEES IN SASKATCHEWAN TRAINING PROGRAMS
FIELD OF POST-M.D. TRAINING
BY
LOCATION OF UNIVERSITY WHICH AWARDED THE M.D. DEGREE
2004/05 to 2008/09

Field of Post-M.D. Training	2004			2005			2006			2007			2008		
	Reg. Min. Funds	Other Funds	Total	Reg. Min. Funds	Other Funds	Total	Canada	Outside Canada	Total	Canada	Outside Canada	Total	Canada	Outside Canada	Total
Family Medicine	44	2	46	25	26	51	32	26	58	36	20	56	33	25	58
Row %	95.7%	4.3%	100.0%	49.0%	51.0%	100.0%	55.2%	44.8%	100.0%	64.3%	35.7%	100.0%	56.9%	43.1%	100.0%
Medical Specialties	103	10	113	90	28	118	93	34	127	94	40	134	96	48	144
Row %	91.2%	8.8%	100.0%	76.3%	23.7%	100.0%	73.2%	26.8%	100.0%	70.1%	29.9%	100.0%	66.7%	33.3%	100.0%
Lab Medicine Specialties	4	0	4	3	2	5	4	4	8	3	5	8	1	5	6
Row %	100.0%	.0%	100.0%	60.0%	40.0%	100.0%	50.0%	50.0%	100.0%	37.5%	62.5%	100.0%	16.7%	83.3%	100.0%
Surgical Specialties	52	5	57	42	14	56	50	15	65	53	15	68	56	17	73
Row %	91.2%	8.8%	100.0%	75.0%	25.0%	100.0%	76.9%	23.1%	100.0%	77.9%	22.1%	100.0%	76.7%	23.3%	100.0%
Total	203	17	220	160	70	230	179	79	258	186	80	266	186	95	281
Row %	92.3%	7.7%	100.0%	69.6%	30.4%	100.0%	69.4%	30.6%	100.0%	69.9%	30.1%	100.0%	66.2%	33.8%	100.0%

TABLE E-2
POST-M.D. TRAINEES IN SASKATCHEWAN TRAINING PROGRAMS
FIELD OF POST-M.D. TRAINING
BY
SOURCE OF FUNDING
2004/05 to 2008/09

Field of Post-M.D. Training	2004			2005			2006			2007			2008		
	Reg. Min. Funds	Other Funds	Total	Reg. Min. Funds	Other Funds	Total	Reg. Min. Funds	Other Funds	Total	Reg. Min. Funds	Other Funds	Total	Reg. Min. Funds	Other Funds	Total
Family Medicine	44	2	46	50	1	51	56	2	58	50	6	56	54	4	58
Row %	95.7%	4.3%	100.0%	98.0%	2.0%	100.0%	96.6%	3.4%	100.0%	89.3%	10.7%	100.0%	93.1%	6.9%	100.0%
Medical Specialties	103	10	113	106	12	118	108	19	127	111	23	134	112	32	144
Row %	91.2%	8.8%	100.0%	89.8%	10.2%	100.0%	85.0%	15.0%	100.0%	82.8%	17.2%	100.0%	77.8%	22.2%	100.0%
Lab Medicine Specialties	4	0	4	5	0	5	7	1	8	7	1	8	5	1	6
Row %	100.0%	.0%	100.0%	100.0%	.0%	100.0%	87.5%	12.5%	100.0%	87.5%	12.5%	100.0%	83.3%	16.7%	100.0%
Surgical Specialties	52	5	57	51	5	56	57	8	65	59	9	68	62	11	73
Row %	91.2%	8.8%	100.0%	91.1%	8.9%	100.0%	87.7%	12.3%	100.0%	86.8%	13.2%	100.0%	84.9%	15.1%	100.0%
Total	203	17	220	212	18	230	228	30	258	227	39	266	233	48	281
Row %	92.3%	7.7%	100.0%	92.2%	7.8%	100.0%	88.4%	11.6%	100.0%	85.3%	14.7%	100.0%	82.9%	17.1%	100.0%

**TABLE E-3
GRADUATES OF CANADIAN MEDICAL SCHOOLS
EXITING FROM SASKATCHEWAN TRAINING PROGRAMS AT THE COMPLETION OF TRAINING**

**FIELD OF POST-M.D. TRAINING (DURING LAST YEAR OF TRAINING)
EXITING POST-M.D. TRAINING, 2004 to 2008**

Field of Post-M.D. Training	2004			2005			2006			2007			2008		
	Count	Col %	Total	Count	Col %	Total	Count	Col %	Total	Count	Col %	Total	Count	Col %	Total
Family Medicine	12	50.0%	16	10	43.5%	13	11	47.8%	10	37.0%	16	16	41.0%	16	41.0%
Medical Specialties	9	37.5%	24	8	34.8%	23	9	39.1%	13	48.1%	16	13	41.0%	16	41.0%
Lab Medicine Specialties	3	12.5%	24	5	21.7%	23	3	13.0%	1	3.7%	1	1	2.6%	1	2.6%
Surgical Specialties	3	12.5%	24	5	21.7%	23	3	13.0%	3	11.1%	6	3	15.4%	6	15.4%
Total	24	100.0%	24	23	100.0%	23	23	100.0%	27	100.0%	39	27	100.0%	39	100.0%

**TABLE E-4
INTERNATIONAL MEDICAL GRADUATES
EXITING FROM SASKATCHEWAN TRAINING PROGRAMS AT THE COMPLETION OF TRAINING**

**BY
FIELD OF POST-M.D. TRAINING (DURING LAST YEAR OF TRAINING)**

**LEGAL STATUS
EXITING POST-M.D. TRAINING, 2004 to 2008**

Field of Post-M.D. Training	2004			2005			2006			2007			2008		
	CC/PR	Visa	Total	CC/PR	Visa	Total	CC/PR	Visa	Total	CC/PR	Visa	Total	CC/PR	Visa	Total
Family Medicine	16	0	16	12	1	13	8	8	16	14	0	14	8	0	8
	84.2%	.0%	80.0%	52.2%	100.0%	54.2%	50.0%	50.0%	54.2%	70.0%	.0%	63.6%	53.3%	.0%	50.0%
Medical Specialties	1	1	2	9	0	9	5	5	10	4	1	5	6	0	6
	5.3%	100.0%	10.0%	39.1%	.0%	37.5%	31.3%	31.3%	37.5%	20.0%	50.0%	22.7%	40.0%	.0%	37.5%
Surgical Specialties	2	0	2	2	0	2	3	3	3	2	1	3	1	1	2
	10.5%	.0%	10.0%	8.7%	.0%	8.3%	18.8%	18.8%	8.3%	10.0%	50.0%	13.6%	6.7%	100.0%	12.5%
Total	19	1	20	23	1	24	16	16	20	20	2	22	15	1	16
	100.0%	100.0%	100.0%	100.0%	100.0%	100.0%	100.0%	100.0%	100.0%	100.0%	100.0%	100.0%	100.0%	100.0%	100.0%

CC/PR: Canadian Citizens and Permanent Residents

Section F

**M.D. Graduates From the Province of
Saskatchewan Registered in
Canadian Post-M.D. Training Programs**

Section F

AFMC Data

M.D. Degrees Awarded by Canadian Universities 1982 to 2008 By University Awarding "M.D." (Calendar Year Totals)

Year	Faculty of Medicine and Province																			Total
	Nfld	NS	Québec					Ontario					Man	Sask	Alberta			BC		
	Mem	Dal	Lav	Sher	Mtl	McG	Total	Ott	Qns	Tor	McM	UWO	Total	Man	Sask	Alta	Cal	Total	UBC	
1982	58	96	141	92	199	156	588	72	72	245	98	105	592	86	54	121	71	192	90	1756
1983	55	94	155	93	194	152	594	87	75	243	100	103	608	104	61	118	68	186	92	1794
1984	48	92	152	90	197	155	594	75	80	236	94	105	590	91	57	113	71	184	117	1773
1985	57	90	163	97	197	154	611	88	78	247	106	103	622	95	58	113	69	182	120	1835
1986	52	85	138	96	192	155	581	78	70	240	100	103	591	92	58	109	69	178	121	1758
1987	49	98	129	108	174	155	566	82	71	239	97	100	589	92	61	115	72	187	124	1766
1988	55	94	137	103	186	152	578	74	73	244	105	109	605	89	57	120	65	185	118	1781
1989	54	97	125	85	173	154	537	77	70	236	102	102	587	93	57	104	70	174	123	1722
1990	56	90	121	95	162	148	526	78	71	245	99	100	593	86	54	116	74	190	113	1708
1991	58	91	119	86	158	152	515	83	73	251	98	99	604	76	54	115	68	183	123	1704
1992	59	81	145	89	170	154	558	77	72	246	98	104	597	82	55	123	73	196	121	1749
1993	51	83	112	94	158	144	508	84	72	248	102	105	611	81	64	117	72	189	115	1702
1994	55	86	112	97	158	145	512	75	74	242	90	106	587	79	64	121	70	191	112	1686
1995	63	83	129	92	178	146	545	90	71	253	100	93	607	85	55	111	70	181	120	1739
1996	54	85	128	101	158	137	524	78	71	242	100	95	586	76	62	113	67	180	118	1685
1997	55	81	132	91	161	136	520	80	73	174	89	94	510	69	55	112	57	169	118	1577
1998	57	87	133	96	154	127	510	87	78	167	107	93	532	68	54	103	71	174	122	1604
1999	60	81	148	90	148	114	500	79	73	181	97	98	528	71	50	108	72	180	125	1595
2000	60	90	108	87	160	109	464	84	75	167	103	101	530	74	58	105	74	179	123	1578
2001	59	88	106	84	142	105	437	84	75	175	93	105	532	72	56	108	76	184	109	1537
2002	59	87	117	91	137	112	457	83	70	164	101	98	516	69	55	104	77	181	119	1543
2003	62	91	123	104	152	125	504	91	81	179	113	104	568	74	54	104	92	196	114	1663
2004	61	90	130	98	168	132	528	95	78	188	129	109	599	75	53	122	112	234	117	1757
2005	63	89	139	113	174	135	561	123	90	189	135	125	662	82	57	129	101	230	131	1875
2006	56	84	151	124	187	148	610	135	100	190	142	135	702	89	56	125	110	235	126	1958
2007	58	101	178	137	201	156	672	134	97	204	135	132	702	87	64	135	104	239	123	2046
2008	59	97	158	146	218	168	690	132	97	189	153	132	703	88	59	126	105	231	195	2122

Source: AFMC, Canadian Medical Education Statistics

TABLE F-1
ALL M.D. GRADUATES OF UNIVERSITY OF SASKATCHEWAN
REGISTERED IN CANADIAN POST-M.D. TRAINING PROGRAMS IN 2008
FIELD OF POST-M.D. TRAINING
BY
YEAR OF RECEIPT OF THE M.D. DEGREE

Field of Post-M.D. Training	Year of Receipt of the M.D. Degree											Total			
	1993	1994	1996	1997	1998	1999	2001	2002	2003	2004	2005		2006	2007	2008
Family Medicine										1			23	15	40
Emergency Medicine (CFPC)												2			5
Enhanced Skills: Other Fam. Med. Training												3			2
FAMILY MEDICINE SUBTOTAL										1		7	23	15	47
Anesthesiology				1					2	4	5	7	5	4	28
Community Medicine			1			1				1					2
Dermatology															1
Diagnostic Radiology								1	2	4	1	1	3	3	15
Internal Medicine						1				1	9	3	3	10	24
Cardiology (Int.Med.)								1		2					3
Critical Care (Int.Med)								1							1
Endocrinology/Met. (Int.Med.)									1						1
Gastroenterology (Int.Med.)										1					1
Geriatric Medicine (Int.Med.)									1						1
Hematology (Int.Med.)									1						2
Medical Oncology (Int.Med.)															1
Nephrology (Int.Med.)									1						1
Respirology (Int.Med.)					1										3
Neurology													1	1	5
Neurology (Pediatrics)															1
Nuclear Medicine															3
Pediatrics			1										4	5	12
Cardiology (Ped.)															1
Critical Care (Ped.)															1
Gastroenterology (Ped.)															1
Pediatric Emergency Med. (Ped.)															2
Neonatal-Perinatal Med. (Ped.)															1
Physical Medicine & Rehab.															3
Psychiatry															19
Radiation Oncology								1	2	2	3	2	4	5	1
MEDICAL SPECIALTIES SUBTOTAL	1	1	1	1	1	2	1	5	9	14	27	22	21	28	134

(continued)

**TABLE F-1
ALL M.D. GRADUATES OF UNIVERSITY OF SASKATCHEWAN
REGISTERED IN CANADIAN POST-M.D. TRAINING PROGRAMS IN 2008
BY
FIELD OF POST-M.D. TRAINING
YEAR OF RECEIPT OF THE M.D. DEGREE**

Field of Post-M.D. Training	Year of Receipt of the M.D. Degree											Total			
	1993	1994	1996	1997	1998	1999	2001	2002	2003	2004	2005		2006	2007	2008
Anatomical Pathology							1			1		1	1		3
General Pathology															1
Hematological Pathology													1		1
Transfusion Med. (Hem.Path.)								1							1
Medical Microbiology								1							1
LAB MEDICINE SPECIALTIES SUBTOTAL						1		2	1	1		1	2		7
Cardiac Surgery								1							2
General Surgery								1	6		2	1	4	5	21
Pediatric General Surgery								1							1
Neurosurgery									1		1		3	2	8
Obstetrics/Gynecology									3	1	1	1	3	2	10
Ophthalmology									1	3	1	1	3	1	10
Otolaryngology - Head and Neck Surgery									1			2	1		5
Orthopedic Surgery									2	2	2	2	2	5	15
Plastic Surgery										1	1	1		1	4
Urology									1	1	1		1		3
SURGICAL SPECIALTIES SUBTOTAL				1			1	5	15	11	8	17	16		79
Total	1	1	1	2	1	2	3	10	17	38	38	63	59		267

TABLE F-2a
ALL M.D. GRADUATES FROM THE PROVINCE OF SASKATCHEWAN
REGISTERED IN CANADIAN POST-M.D. TRAINING PROGRAMS IN 2008
YEAR OF RECEIPT OF THE M.D. DEGREE
BY
PROVINCE PROVIDING POST-M.D. TRAINING

Year M.D. Degree Received	Newfoundland		Maritimes		Quebec		Ontario		Manitoba		Saskatchewan		Alberta		British Columbia		Total		
	Count	Row %	Count	Row %	Count	Row %	Count	Row %	Count	Row %	Count	Row %	Count	Row %	Count	Row %	Count	Row %	
1993													1	100.0%			1	100.0%	
1994									1	100.0%			1	100.0%			1	100.0%	
1996																	1	100.0%	
1997							1	50.0%								1	50.0%	2	100.0%
1998					1	100.0%												1	100.0%
1999							1	33.3%	1	50.0%	1	50.0%					2	100.0%	
2001			1	33.3%			3	30.0%			1	33.3%					3	100.0%	
2002							6	35.3%	2	11.8%	2	11.8%					10	100.0%	
2003							4	12.9%									17	100.0%	
2004							13	34.2%			15	48.4%					31	100.0%	
2005							2	5.3%			12	31.6%					38	100.0%	
2006							2	5.3%			19	50.0%					38	100.0%	
2007							8	12.7%	4	6.3%	31	49.2%					63	100.0%	
2008	1	1.7%			1	1.7%	5	8.5%	4	6.8%	34	57.6%					59	100.0%	
Total	1	.4%	9	3.4%	5	1.9%	43	16.1%	18	6.7%	115	43.1%	51	19.1%	25	9.4%	267	100.0%	

**TABLE F-2b
 ALL M.D. GRADUATES FROM THE PROVINCE OF SASKATCHEWAN
 REGISTERED IN CANADIAN POST-M.D. TRAINING PROGRAMS IN 2008
 YEAR OF RECEIPT OF THE M.D. DEGREE
 BY
 REGION OF POST-M.D. TRAINING**

Year M.D. Degree Received	Atlantic		Quebec		Ontario		Western		Total	
	Count	Row %	Count	Row %	Count	Row %	Count	Row %	Count	Row %
1993							1	100.0%	1	100.0%
1994							1	100.0%	1	100.0%
1996							1	100.0%	1	100.0%
1997					1	50.0%	1	50.0%	2	100.0%
1998			1	100.0%					1	100.0%
1999							2	100.0%	2	100.0%
2001	1	33.3%			1	33.3%	1	33.3%	3	100.0%
2002					3	30.0%	7	70.0%	10	100.0%
2003	1	5.9%			6	35.3%	10	58.8%	17	100.0%
2004					4	12.9%	27	87.1%	31	100.0%
2005	4	10.5%	2	5.3%	13	34.2%	19	50.0%	38	100.0%
2006	1	2.6%	1	2.6%	2	5.3%	34	89.5%	38	100.0%
2007	1	1.6%			8	12.7%	54	85.7%	63	100.0%
2008	2	3.4%	1	1.7%	5	8.5%	51	86.4%	59	100.0%
Total	10	3.7%	5	1.9%	43	16.1%	209	78.3%	267	100.0%

TABLE F-3a
2002 M.D. GRADUATES FROM THE PROVINCE OF SASKATCHEWAN
REGISTERED IN CANADIAN POST-M.D. TRAINING PROGRAMS IN 2002
FIELD OF POST-M.D. TRAINING
BY
PROVINCE PROVIDING POST-M.D. TRAINING (2002)

Field of Post-M.D. Training	Province Providing Post-M.D. Training							Total
	Maritimes	Quebec	Ontario	Manitoba	Sask.	Alberta	British Columbia	
Family Medicine	1	1	3		7	2		14
FAMILY MEDICINE SUBTOTAL	1	1	3		7	2		14
Anesthesiology				2	2	2	1	7
Dermatology				1				1
Diagnostic Radiology			1	1	2			4
Emergency Medicine (RCPSC)						1		1
Internal Medicine		2			3	2		7
Nuclear Medicine						1		1
Pediatrics					1	2		3
Physical Medicine & Rehab.						1		1
Psychiatry						1		1
MEDICAL SPECIALTIES SUBTOTAL		2	1	4	8	10	1	26
Cardiac Surgery						1		1
General Surgery					2			2
Obstetrics/Gynecology					2			2
Ophthalmology					1			1
Orthopedic Surgery					2			2
Plastic Surgery	1							1
SURGICAL SPECIALTIES SUBTOTAL	1				7	1		9
Total	2	3	4	4	22	13	1	49

**TABLE F-3b
 2002 M.D. GRADUATES FROM THE PROVINCE OF SASKATCHEWAN
 REGISTERED IN CANADIAN POST-M.D. TRAINING PROGRAMS IN 2003
 FIELD OF POST-M.D. TRAINING
 BY
 PROVINCE PROVIDING POST-M.D. TRAINING (2003)**

Field of Post-M.D. Training	Province Providing Post-M.D. Training							Total
	Maritimes	Quebec	Ontario	Manitoba	Sask.	Alberta	British Columbia	
Family Medicine		1	3		8	3		15
FAMILY MEDICINE SUBTOTAL		1	3		8	3		15
Anesthesiology				2	2	2	1	7
Dermatology				1				1
Diagnostic Radiology		1	1	1	2			5
Emergency Medicine (RCPSC)						1		1
Internal Medicine		1			4	2		7
Nuclear Medicine						1		1
Pediatrics					1	2		3
Physical Medicine & Rehab.						1		1
MEDICAL SPECIALTIES SUBTOTAL		2	1	4	9	9	1	26
Cardiac Surgery						1		1
General Surgery					2			2
Obstetrics/Gynecology					2			2
Ophthalmology					1			1
Otolaryngology - Head and Neck Surgery						1		1
Orthopedic Surgery					2			2
Plastic Surgery	1							1
SURGICAL SPECIALTIES SUBTOTAL	1				7	2		10
Total	1	3	4	4	24	14	1	51

TABLE F-3c
2002 M.D. GRADUATES FROM THE PROVINCE OF SASKATCHEWAN
REGISTERED IN CANADIAN POST-M.D. TRAINING PROGRAMS IN 2004
FIELD OF POST-M.D. TRAINING
BY
PROVINCE PROVIDING POST-M.D. TRAINING (2004)

Field of Post-M.D. Training	Province Providing Post-M.D. Training							Total
	Maritimes	Quebec	Ontario	Manitoba	Sask.	Alberta	British Columbia	
Family Medicine					1			1
Emergency Medicine (CFPC)			1		2	1		4
Enhanced Skills: Other Fam. Med. Training			1					1
FAMILY MEDICINE SUBTOTAL			2		3	1		6
Anesthesiology				2	2	2	1	7
Dermatology							1	1
Diagnostic Radiology		1	1	1	2			5
Emergency Medicine (RCPSC)						1		1
Internal Medicine		2			4	2		8
Neurology						1		1
Nuclear Medicine						1		1
Pediatrics					1	2		3
MEDICAL SPECIALTIES SUBTOTAL		3	1	3	9	9	2	27
Cardiac Surgery						1		1
General Surgery					2			2
Obstetrics/Gynecology					2			2
Ophthalmology					1			1
Otolaryngology - Head and Neck Surgery						1		1
Orthopedic Surgery					2			2
Plastic Surgery	1							1
SURGICAL SPECIALTIES SUBTOTAL	1				7	2		10
Total	1	3	3	3	19	12	2	43

TABLE F-3d
2002 M.D. GRADUATES FROM THE PROVINCE OF SASKATCHEWAN
REGISTERED IN CANADIAN POST-M.D. TRAINING PROGRAMS IN 2005
FIELD OF POST-M.D. TRAINING
BY
PROVINCE PROVIDING POST-M.D. TRAINING (2005)

Field of Post-M.D. Training	Province Providing Post-M.D. Training							Total
	Maritimes	Quebec	Ontario	Manitoba	Sask.	Alberta	British Columbia	
Anesthesiology				2	2	2	1	7
Dermatology							1	1
Diagnostic Radiology		1	1	1	2			5
Emergency Medicine (RCPC)						1		1
Internal Medicine					2	1		3
Cardiology (Int.Med.)		1						1
Gastroenterology (Int.Med.)						1		1
Infectious Diseases (Int.Med.)				1				1
Respirology (Int.Med.)		1			1			2
Neurology						1		1
Nuclear Medicine						1		1
Pediatrics						2		2
Pediatric Emergency Med. (Ped.)						1		1
MEDICAL SPECIALTIES SUBTOTAL		3	1	4	7	10	2	27
Cardiac Surgery						1		1
General Surgery					1			1
Obstetrics/Gynecology					2			2
Ophthalmology					1			1
Otolaryngology - Head and Neck Surgery						1		1
Orthopedic Surgery					2			2
Plastic Surgery	1							1
SURGICAL SPECIALTIES SUBTOTAL	1				6	2		9
Total	1	3	1	4	13	12	2	36

TABLE F-3e
2002 M.D. GRADUATES FROM THE PROVINCE OF SASKATCHEWAN
REGISTERED IN CANADIAN POST-M.D. TRAINING PROGRAMS IN 2006
FIELD OF POST-M.D. TRAINING
BY
PROVINCE PROVIDING POST-M.D. TRAINING (2006)

Field of Post-M.D. Training	Province Providing Post-M.D. Training							Total
	Maritimes	Quebec	Ontario	Manitoba	Sask.	Alberta	British Columbia	
Anesthesiology				2	2	2	1	7
Dermatology							1	1
Diagnostic Radiology		1	1	1	2			5
Emergency Medicine (RCPC)						1		1
Internal Medicine					1			1
Cardiology (Int.Med.)		1						1
Gastroenterology (Int.Med.)						1		1
Infectious Diseases (Int.Med.)				1				1
Respirology (Int.Med.)		1			1			2
Neurology			1			1		2
Nuclear Medicine						1		1
Critical Care (Ped.)						1		1
Pediatric Emergency Med. (Ped.)						1		1
MEDICAL SPECIALTIES SUBTOTAL		3	2	4	6	8	2	25
Cardiac Surgery						1		1
General Surgery					2			2
Obstetrics/Gynecology					2			2
Ophthalmology					1			1
Otolaryngology - Head and Neck Surgery						1		1
Orthopedic Surgery					2			2
Plastic Surgery	1							1
SURGICAL SPECIALTIES SUBTOTAL	1				7	2		10
Total	1	3	2	4	13	10	2	35

**TABLE F-3f
 2002 M.D. GRADUATES FROM THE PROVINCE OF SASKATCHEWAN
 REGISTERED IN CANADIAN POST-M.D. TRAINING PROGRAMS IN 2007
 FIELD OF POST-M.D. TRAINING
 BY
 PROVINCE PROVIDING POST-M.D. TRAINING (2007)**



Field of Post-M.D. Training	Province Providing Post-M.D. Training						Total
	Quebec	Ontario	Manitoba	Sask.	Alberta	British Columbia	
Anesthesiology			1				1
Critical Care (Anes.)					1		1
Diagnostic Radiology		1				1	2
Cardiology (Int.Med.)	1						1
Critical Care (Int.Med.)	1	1					2
Gastroenterology (Int.Med.)		1					1
Respirology (Int.Med.)					1		1
Neurology		1			1		2
Nuclear Medicine					1		1
Critical Care (Ped.)					1		1
MEDICAL SPECIALTIES SUBTOTAL	2	4	1		5	1	13
Cardiac Surgery					1		1
General Surgery				1			1
Pediatric General Surgery					1		1
Maternal-Fetal Med. (Ob.)			1				1
Otolaryngology - Head and Neck Surgery					1		1
Orthopedic Surgery				1			1
SURGICAL SPECIALTIES SUBTOTAL			1	2	3		6
Total	2	4	2	2	8	1	19

**TABLE F-3g
 2002 M.D. GRADUATES FROM THE PROVINCE OF SASKATCHEWAN
 REGISTERED IN CANADIAN POST-M.D. TRAINING PROGRAMS IN 2008
 FIELD OF POST-M.D. TRAINING
 BY
 PROVINCE PROVIDING POST-M.D. TRAINING (2008)**

Field of Post-M.D. Training	Province Providing Post-M.D. Training			
	Ontario	Alberta	British Columbia	Total
Diagnostic Radiology			1	1
Critical Care (Int.Med)	1			1
Neurology	1			1
Nuclear Medicine		1		1
Critical Care (Ped.)		1		1
MEDICAL SPECIALTIES SUBTOTAL	2	2	1	5
Cardiac Surgery		1		1
General Surgery	1			1
Pediatric General Surgery		1		1
Otolaryngology - Head and Neck Surgery		1		1
Orthopedic Surgery			1	1
SURGICAL SPECIALTIES SUBTOTAL	1	3	1	5
Total	3	5	2	10



265 Carling Ave, Suite 800
Ottawa, ON Canada K1S 2E1

 613-730-1204
 613-730-1196

caper@afmc.ca
www.caper.ca

Copyright © AFMC 2009
Droits d'auteur © AFMC 2009