

EDUCATION REGISTRY
ENREGISTREMENT D'ÉDUCATION

2 2 2 2 3 1 1 1 1 1 1
3 3 3 2 2 1 3 1 3 1 2 1
1 1 1 1 1 5 5 5
1 3 1 3 1 2 1 1 1 1 1 6 1 6
5 0 6 4 0 7 5 0 5 6 0 6 6 8 9 0
7 8 0 9 0 2 9 0 6 8 0 6 9 0 5 6
7 8 9 0 0 4 9 0 4 6 3 0 4 9 2

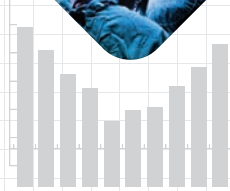
1 2 6 8 9 0 8 8 9 8 9
0 8 9 8 9 7 8 6 7 6 7 8
8 9 0 8 9 0 7 8 6 6 5 9 6 6 8 0
8 9 0 7 6 8 9 5 5 3 4 9 6 5 7
1 5 6 1 5 4 8 4 5 5 6 4 8 4 6 1 5 8
8 9 0 7 6 5 6 5 6 7 5 8 6 7 8 9 0 8
9 8 0 9 4 7 9 4 1 9 4 3 1 9 4 3 1 9
0 2 8 0 2 8 4 7 4 4 7 9 2 2 9 8 0 9 0 9
8 9 3 6 7 9 5 6 2 6 7 8 2 8 3 2 9 2 8 3 6 2
5 3 8 2 2 7 8 2 9 3 7 3 8 3 8 7 9 2 7 2 3 0 2
4 8 5 0 4 8 0 4 8 0 8 8 0 8 0 4 6 0 5 4 0

TOTAL

HEALTH SANTÉ
45 50 261
857 63 100

ÉTUDES
FORMATION
SANTÉ

EDUCATION
TRAINING
HEALTH



EDUCATION
ÉTUDES

EDUCATION REGISTRY
ENREGISTREMENT
D'ÉDUCATION

EDUCATION
TRAINING
HEALTH
ÉTUDES
FORMATION
SANTÉ

1 2 6 8 9 0 8 8 9 8
0 8 9 8 9 7 8 6 7 6 7 8
8 9 0 8 9 0 7 8 6 6 5 9 6 6 8 0
1 5 6 1 5 4 8 4 5 5 6 4 8 4 6 1 5 8
8 9 0 7 6 5 6 5 6 7 5 8 6 7 8 9 0 8
9 8 0 9 4 7 9 4 1 9 4 3 1 9 4 3 1 9
0 2 8 0 2 8 4 7 4 4 7 9 2 2 9 8 0 9 0 9
8 9 3 6 7 9 5 6 2 6 7 8 2 8 3 2 9 2 8 3 6 2
5 3 8 2 2 7 8 2 9 3 7 3 8 3 8 7 9 2 7 2 3 0 2

1 2 6 8 9 0 8 8 9 8
0 8 9 8 9 7 8 6 7 6 7 8
8 9 0 8 9 0 7 8 6 6 5 9 6 6 8 0
1 5 6 1 5 4 8 4 5 5 6 4 8 4 6 1 5 8
8 9 0 7 6 5 6 5 6 7 5 8 6 7 8 9 0 8
9 8 0 9 4 7 9 4 1 9 4 3 1 9 4 3 1 9
0 2 8 0 2 8 4 7 4 4 7 9 2 2 9 8 0 9 0 9
8 9 3 6 7 9 5 6 2 6 7 8 2 8 3 2 9 2 8 3 6 2
5 3 8 2 2 7 8 2 9 3 7 3 8 3 8 7 9 2 7 2 3 0 2
8 9 0 7 6 8 9 5 5 3 4 9 6 5 7

2012 – 2013

BRITISH COLUMBIA PROVINCIAL REPORT

Table of Contents

A.	Post-M.D. Trainees Registered in British Columbia Training Programs, November 1, 2012 (New entries to Post-M.D. Training at All Rank Levels)	6
1.	Rank by Country Where M.D. Degree Was Received and Legal Status	7
2.	(Graduates of Canadian Medical Schools) Rank by Year of Receipt of the M.D. Degree	7
B.	2012 Post-M.D. Trainees in British Columbia Training Programs	8
1a.	(Regular ministry funded trainees only) Field of post-m.d. training by rank, legal status and entry status	9
1b.	(Trainees funded by all sources other than regular ministry funds) Field of post-m.d. training by rank, legal status and entry status	13
2.	(Residents only) Field of post-m.d. training by province where M.D. degree was earned and International Medical Graduates	16
2i.	(First Year Trainees only) Field of post-m.d. training by province where M.D. degree was earned and International Medical Graduates	18
3.	(Residents Only) Field of Post-M.D. Training by Gender	19
C.	Post-M.D. Trainees Exiting British Columbia Training Programs in July, 2012 at the Completion of Post-M.D. Training	22
1.	(Graduates of Canadian Medical Schools) Field of Post-M.D. Training by Rank	23
2.	(Graduates of Canadian Medical Schools) Field of Post-M.D. Training by Gender	25
3.	(Graduates of Canadian Medical Schools) Field of Post-M.D. Training (November 1, 2011) of New Entry and Re-entry Groups	27
4.	(International Medical Graduates) Location of Receipt of M.D. Degree by Legal Status	29
4a.	(International Medical Graduates) Field of Post-M.D. Training by Legal Status	31
5.	(Canadian Citizens and Permanent Residents Only - Visa Trainees Not Included) Field of Post-M.D. Training by Rank	33
D.	Post-M.D. Trainees Exiting British Columbia Training Programs in July, 2010 at the Completion of Post-M.D. Training (Canadian Citizens and Permanent Residents Only - Visa Trainees Not Included)	35

Table of Contents

1.	Field of Post-M.D. Training by Geographic Location, 2012 CMA Masterfile	36
1i.	Post-M.D. Trainees Exiting Canadian Training Programs in July, 2010 at the Completion of Post-M.D. Training with Practice Locations in British Columbia, 2012 CMA Masterfile Field of Post-M.D. Training by Province Providing Post-M.D. Training	38
2.	Location of Receipt of the M.D. Degree by Geographic Location, 2012 CMA Masterfile	40
2i.	(M.D. Degree Received in British Columbia) Field of Post-M.D. Training Group by Geographic Location, 2012 CMA Masterfile	40
2ii.	(M.D. Degree Received in Other Canadian Provinces) Field of Post-M.D. Training Group by Geographic Location, 2012 CMA Masterfile	41
2iii.	(M.D. Degree Received Outside Canada) Field of Post-M.D. Training Group by Geographic Location, 2012 CMA Masterfile	41
3.	Location of Receipt of the M.D. Degree by Geographic Location, 2012 CMA Masterfile	42
4.	Location of Post-M.D. Training by Geographic Location, 2012 CMA Masterfile	43
E.	Time Series 2008-09 to 2012-13	44
1.	(Post-M.D. Trainees in British Columbia Training Programs) Field of Post-M.D. Training Group by Location of University Which Awarded the M.D. Degree 2008-09 to 2012-13	45
2.	(Post-M.D. Trainees in British Columbia Training Programs) Field of Post-M.D. Training Group by Source of Funding 2008-09 to 2012-13	45
3.	(Graduates of Canadian Medical Schools Exiting British Columbia Training Programs at the Completion of Post-M.D. Training) Field of Post-M.D. Training Group (During Last Year of Training) Exiting Post-M.D. Training in 2008 to 2012	46
4.	(International Medical Graduates Exiting British Columbia Training Programs at the Completion of Post-M.D. Training) Field of Post-M.D. Training Group (During Last Year of Training) by Legal Status Exiting Post-M.D. Training in 2008 to 2012	46
F.	M.D. graduates From the Province of British Columbia Registered in Canadian Post-M.D. Training Programs	47
	AFMC Data M.D. Degrees Awarded by Canadian Universities 1982 to 2012 by University Awarding "M.D." (calendar year totals)	48
1.	(All M.D. Graduates of University of British Columbia Registered in Canadian Post-M.D. Training Programs in 2012) Field of Post-M.D. Training by Year of Receipt of the M.D. Degree	49
2a.	(All M.D. Graduates from the Province of British Columbia Registered in Canadian Post-M.D. Training Programs in 2012) Year of Receipt of the M.D. Degree by Province Providing Post-M.D. Training (All M.D. Graduates from the Province of British Columbia Registered in Canadian Post-M.D.	52

Table of Contents

2b.	Training Programs in 2012) Year of Receipt of the M.D. Degree by Region of Post-M.D. Training	53
3a.	(2006 M.D. Graduates from the Province of British Columbia Registered in Canadian Post-M.D. Training Programs in 2006) Field of Post-M.D. Training by Province Providing Post-M.D. Training, (2006)	54
3b.	(2006 M.D. Graduates from the Province of British Columbia Registered in Canadian Post-M.D. Training Programs in 2007) Field of Post-M.D. Training by Province Providing Post-M.D. Training, (2007)	55
3c.	(2006 M.D. Graduates from the Province of British Columbia Registered in Canadian Post-M.D. Training Programs in 2008) Field of Post-M.D. Training by Province Providing Post-M.D. Training, (2008)	56
3d.	(2006 M.D. Graduates from the Province of British Columbia Registered in Canadian Post-M.D. Training Programs in 2009) Field of Post-M.D. Training by Province Providing Post-M.D. Training, (2009)	57
3e.	(2006 M.D. Graduates from the Province of British Columbia Registered in Canadian Post-M.D. Training Programs in 2010) Field of Post-M.D. Training by Province Providing Post-M.D. Training, (2010)	58
3f.	(2006 M.D. Graduates from the Province of British Columbia Registered in Canadian Post-M.D. Training Programs in 2011) Field of Post-M.D. Training by Province Providing Post-M.D. Training, (2011)	59
3g.	(2006 M.D. Graduates from the Province of British Columbia Registered in Canadian Post-M.D. Training Programs in 2012) Field of Post-M.D. Training by Province Providing Post-M.D. Training, (2012)	60

Explanatory Notes Concerning the Tables

Section A

New Entries to Post-M.D. Training at all Rank Levels

“New Entries” refer to physicians entering post-M.D. training. These are physicians who have never been recorded previously on the CAPER database. These data are provided to give the reader the base information on the number of new physicians entering post-M.D. training.

Section B

New Entry Trainees - Re-entry Trainees

New entry trainees are physicians who were in training for the first time, ie. they have never had a break in their training. A re-entry trainee is a physician who had previously had a break in training and has therefore already probably spent some time in practice. A re-entry trainee as designated in the tables in Section B can be at any rank level, not only the first year of re-entry to training. This distinction is made to indicate which trainees will be entering practice for the first time and those who will not be “new” physicians when they exit.

The proportion of re-entry trainees in each specialty also indicates which specialties have tended to recruit from the physicians already in practice.

Table B-2i - First Year Trainees

This table contains only the first year trainees - those physicians in training at the R-1 level for the first time. They had never been reported to CAPER in the past. The table gives the initial training field of the leading edge of the group who will become our new physicians in the next 2 - 7 years.

Section C

Post-M.D. Trainees Exiting Training Programs in July, 2012 at the Completion of Post-M.D. Training

The physicians included in this exit group consist of those who left training at a rank level consistent with completion of training. For example, those who left Family medicine training at a rank of R-2 or higher and medical specialties at a rank of R-4 or higher would be included in this group. It is assumed those who left training at lower rank levels were taking a temporary break in training and would be returning to training. The small number of trainees who exited prior to completion of training are not included in the exit group.

(con't)

Section D
Where Did Our Trainees Go (D-1)?
and
Where Did Our New Physicians come from (D-1i) ?

These two tables give two pictures of the geographic mobility of trainees between the time they exited from post M.D. training and where they were located in practice two years later.

Table D-1

This table contains the trainees who exited from training in your province at the completion of training. It shows where they were in practice (according to the CMA masterfile) two years later. It also shows the final training field of your residents.

Table D-1i

This table contains all of the (Canadian citizens/permanent residents) trainees across the country who exited from training two years ago and were subsequently located in your province in July of the current year. Thus, it gives a picture of where the new physicians, who came to work in your province, did their last year of post-M.D. training and the specialties in which they trained.

Section A

**Post-M.D. Trainees Registered in British Columbia
Training Programs**

November 1, 2012

(New Entries to Post-M.D. Training at all Rank Levels)

**TABLE A-1
 POST-M.D. TRAINEES REGISTERED IN BRITISH COLUMBIA
 TRAINING PROGRAMS, NOV 1, 2012
 (NEW ENTRIES TO POST-M.D. TRAINING AT ALL RANK LEVELS)
 RANK
 BY
 COUNTRY WHERE M.D. DEGREE WAS RECEIVED AND LEGAL
 STATUS**

Training Rank		Canada	Outside Canada		Total
		CC/PR*	CC/PR*	Visa	
Residents	R-1	235	37	11	283
	R-2		1		1
	R-3		1		1
	R-4		2		2
	Subtotal	235	41	11	287
Fellows	Fellow		9	94	103
Total		235	50	105	390

**TABLE A-2
 POST-M.D. TRAINEES REGISTERED IN BRITISH
 COLUMBIA TRAINING PROGRAMS, NOV 1, 2012
 (NEW ENTRIES TO POST-M.D. TRAINING AT ALL
 RANK LEVELS)
 (GRADUATES OF CANADIAN MEDICAL SCHOOLS)
 RANK
 BY
 YEAR OF RECEIPT OF THE M.D DEGREE**

Training Rank		M.D. Year		
		2011	2012	Total
Residents	R-1	4	231	235
Total		4	231	235

New Entries: Physicians who have not been reported previously to CAPER. The CAPER data series began in 1988, Canadian graduates who received the M.D. degree prior to 1988 were not included in these data.

CC/PR: Canadian Citizens and Permanent Residents

Section B

2012 Post-M.D. Trainees in British Columbia Training Programs

TABLE B-1a
2012 POST-M.D. TRAINEES IN BRITISH COLUMBIA TRAINING PROGRAMS
(REGULAR MINISTRY FUNDED TRAINEES ONLY)
FIELD OF POST-M.D. TRAINING
BY
RANK

University of British Columbia

Field of Post-M.D. Training	Residents							Total	Legal Status	Entry Status	
	R-1	R-2	R-3	R-4	R-5	R-6	R-7			CC/PR*	New Entry
Family Medicine	129	121						250	250	250	
Emergency Medicine (CFPC)			7					7	7	7	
Enhanced Skills: Other Fam. Med. Training			21					21	21	11	10
FAMILY MEDICINE SUBTOTAL	129	121	28					278	278	268	10
Palliative Medicine			2					2	2	1	1
TRAINING FOLLOWING FAMILY MEDICINE OR SPECIALTY SUBTOTAL			2					2	2	1	1
Anesthesiology	10	14	10	8	9			51	51	50	1
Critical Care (Anes.)	2		5	5	1		1	13	13	10	3
Public Health and Preventive Medicine	3	4	1	4	2			14	14	14	
Dermatology	7	7	7	6	8			35	35	35	
Diagnostic Radiology	6	5	6	5	3			25	25	25	
Emergency Medicine (RCPSC)								2	2	2	
Critical Care (Emergency Med.)							1	136	136	134	2
Internal Medicine	43	41	41	11				15	15	15	
Cardiology (Int.Med.)				4	6			1	1	1	
Clin. Imm./Allergy (Int.Med.)				1	2			2	2	2	
Critical Care (Int.Med)				2	4			7	7	7	
Endocrinology/Met. (Int. Med.)				2	3			5	5	4	1
Gastroenterology (Int.Med.)				6	6			13	13	13	
General Internal Medicine				3	2			5	5	5	
Geriatric Medicine (Int.Med.)				2	3			5	5	5	
Hematology (Int.Med.)				2	3			5	5	5	

(continued)

TABLE B-1a
2012 POST-M.D. TRAINEES IN BRITISH COLUMBIA TRAINING PROGRAMS
(REGULAR MINISTRY FUNDED TRAINEES ONLY)
FIELD OF POST-M.D. TRAINING
BY
RANK

University of British Columbia

Field of Post-M.D. Training	Residents							Total	Legal Status CC/PR*	Entry Status	
	R-1	R-2	R-3	R-4	R-5	R-6	R-7			New Entry	Re-Entry
Infectious Diseases (Int.Med.)				1	2				3		3
Medical Oncology (Int.Med.)				4	5				9		9
Nephrology (Int.Med.)				1	2				3		3
Respirology (Int.Med.)				3	3				6		6
Rheumatology (Int.Med.)				4	2				6		6
Medical Genetics		1		1	2				4		4
Neurology	5	4		5	4				24		24
Neurology (Pediatrics)	2	2		2	2		1		8		8
Nuclear Medicine				1				1	2		2
Pediatrics	15	15		12				1	55		54
Cardiology (Ped.)								3	3		3
Clin. Imm./Allergy (Ped.)					2				2		2
Critical Care (Ped.)								1	1		1
Endocrinology/Met. (Ped.)								2	2		2
Gastroenterology (Ped.)					1				2		2
Developmental Pediatrics					1				1		1
Pediatric Emergency Med. (Ped.)					4				4		4
Hematology/Oncology (Ped.)				2	1			1	5		5
Neonatal-Perinatal Med. (Ped.)				1				1	1		1
Nephrology (Ped.)									1		1
Rheumatology (Ped.)							1		1		1
Physical Medicine & Rehab.	2	2		2	3				11		11
Psychiatry	21	24		26	15		1		108		107
									108		107

(continued)

TABLE B-1a
2012 POST-M.D. TRAINEES IN BRITISH COLUMBIA TRAINING PROGRAMS
(REGULAR MINISTRY FUNDED TRAINEES ONLY)
FIELD OF POST-M.D. TRAINING
BY
RANK

University of British Columbia

Field of Post-M.D. Training	Residents							Total	Legal Status CC/PR*	Entry Status	
	R-1	R-2	R-3	R-4	R-5	R-6	R-7			New Entry	Re-Entry
Radiation Oncology	2	2	3	2	2			11	11	11	
MEDICAL SPECIALTIES SUBTOTAL	118	121	115	124	100	18	7	603	603	593	10
Anatomical Pathology	3	4	4	4	3			18	18	18	
General Pathology	1		2	1	1			5	5	5	
Hematological Pathology	1	1		1				3	3	3	
Medical Biochemistry			3		1			4	4	4	
Medical Microbiology	1	1	1	1				4	4	4	
Neuropathology			3					3	3	3	
LAB MEDICINE SPECIALTIES SUBTOTAL	6	6	13	7	5			37	37	37	
Cardiac Surgery	2			1				5	5	5	
General Surgery	6	9	9	4	11			43	43	43	
Critical Care (Surgery)								1	1	1	
Pediatric Surgery								1	1	1	
Thoracic Surgery							1	1	1	1	
Vascular Surgery	1			1				4	4	4	
Neurosurgery	2	2	1	1	1			8	8	8	
Obstetrics/Gynecology	8	9	9	11	8			45	45	45	
Gyn. Oncology							1	2	2	1	1
Gyn.Rep.Endocrin./Infertility								1	1	1	
Maternal-Fetal Med. (Ob.)							1	1	1	1	
Ophthalmology	3	4	3	2	3			15	15	15	
Otolaryngology - Head and Neck Surgery	2	2	2	3	4			13	13	13	
Orthopedic Surgery	5	5	6	4	6			26	26	26	

(continued)

TABLE B-1a
2012 POST-M.D. TRAINEES IN BRITISH COLUMBIA TRAINING PROGRAMS
(REGULAR MINISTRY FUNDED TRAINEES ONLY)
FIELD OF POST-M.D. TRAINING
BY
RANK

University of British Columbia

Field of Post-M.D. Training	Residents							Total	Legal Status	Entry Status	
	R-1	R-2	R-3	R-4	R-5	R-6	R-7			New Entry	Re-Entry
Plastic Surgery	2	2	2	4	2			12	12		
Urology	3	3	3	3	3			15	15		
SURGICAL SPECIALTIES SUBTOTAL	34	36	35	34	38	10	6	193	193	1	
Total	287	284	193	165	143	28	13	1113	1113	22	

* Canadian Citizens and Permanent Residents

TABLE B-1b
2012 POST-M.D. TRAINEES IN BRITISH COLUMBIA TRAINING PROGRAMS
(TRAINEES FUNDED BY ALL SOURCES OTHER THAN REGULAR MINISTRY FUNDS)
FIELD OF POST-M.D. TRAINING
BY
RANK

University of British Columbia

Field of Post-M.D. Training	Residents										Fellows	Total	Legal Status		Entry Status			
	R-1	R-2	R-3	R-4	R-5	R-6	R-7	Sub-Total	Fellow	CC/PR*			Visa	New Entry	Re-Entry			
Family Medicine		6										6	1	7				
Enhanced Skills: Other Fam. Med. Training													1	1				
FAMILY MEDICINE SUBTOTAL		6										6	2	8			8	
Palliative Medicine													3	3				
TRAINING FOLLOWING FAMILY MEDICINE OR SPECIALTY SUBTOTAL													3	3			3	
Anesthesiology													11	11	7	4	10	1
Dermatology					1								7	9	3	6	9	
Diagnostic Radiology													35	35	10	25	33	2
Neuroradiology													4	4		4	4	
Pediatric Diagnostic Radiology													3	3		3	3	
Internal Medicine	5	6											3	20	3	17	20	
Cardiology (Int.Med.)									1				6	7	1	6	7	
Critical Care (Int.Med.)													1	1		1	1	
Endocrinology/Met. (Int.Med.)													1	1		1	1	
Gastroenterology (Int.Med.)				1									3	4	1	3	3	1
Hematology (Int.Med.)				2									2	4	2	2	4	
Medical Oncology (Int.Med.)				1									8	8	1	7	8	
Nephrology (Int.Med.)													4	5	2	3	5	
Respirology (Int.Med.)													1	1	1	1	1	
Neurology	1	1	1							1			6	10	3	7	10	
Neurology (Pediatrics)	1												2	3	1	2	3	
Nuclear Medicine													1	1	1	1	1	
Pediatrics	1			1									2	3	1	2	3	
Adolescent Medicine (Ped.)													1	1		1	1	
Cardiology (Ped.)													2	2		2	2	
Endocrinology/Met. (Ped.)													1	1		1	1	
Gastroenterology (Ped.)													2	2		2	2	
Pediatric Emergency Med. (Ped.)													3	3	1	3	3	
Hematology/Oncology (Ped.)													2	2		2	2	

(continued)

**TABLE B-1b
2012 POST-M.D. TRAINEES IN BRITISH COLUMBIA TRAINING PROGRAMS
(TRAINEES FUNDED BY ALL SOURCES OTHER THAN REGULAR MINISTRY FUNDS)
FIELD OF POST-M.D. TRAINING
BY
RANK**

University of British Columbia

Field of Post-M.D. Training	Residents										Sub-Total	Fellows Fellow	Total	Legal Status		Entry Status		
	R-1	R-2	R-3	R-4	R-5	R-6	R-7	CC/PR*	Visa	New Entry				Re- Entry				
Infectious Diseases (Ped.)												4		4			4	
Neonatal-Perinatal Med. (Ped.)												3		3			3	
Nephrology (Ped.)												4		4			4	
Respirology (Ped.)												3		3			3	
Rheumatology (Ped.)					1							3		3			3	
Physical Medicine & Rehab.												1		1			1	
Psychiatry				1								3		3			3	
Child and Adolescent Psychiatry												1		1			1	
Radiation Oncology												9		9			8	1
MEDICAL SPECIALTIES SUBTOTAL	8	7	8	6	3	1	3	3	1	2	2	139	49	123	166	6	172	6
Anatomical Pathology				2								1		3			3	
Hematological Pathology	1	1		1		1						1		4			4	1
Transfusion Med. (Hem.Path.)						1						1		1			2	
Neuropathology										2		1		3			3	
LAB MEDICINE SPECIALTIES SUBTOTAL	1	1	1	3	2	2	2	2	2	2	2	4	2	11	12	1	13	1
Cardiac Surgery				1								1		2			2	
General Surgery	2											2		7			6	1
Colorectal Surgery												2		2			2	
Critical Care (Surgery)												2		2			2	
Gen. Surgical Oncology												1		1			1	
Pediatric Surgery										1		1		1			1	
Thoracic Surgery										1		1		1			1	
Neurosurgery				1								3		4			4	
Obstetrics/Gynecology												2		2			2	
Gyn. Oncology												1		1			1	
Gyn.Rep.Endocrin./Infertility												1		1			1	
Maternal-Fetal Med. (Ob.)												2		2			2	
Ophthalmology												11		11			11	
Otolaryngology - Head and Neck Surgery												4		4			4	

(continued)

**TABLE B-1b
 2012 POST-M.D. TRAINEES IN BRITISH COLUMBIA TRAINING PROGRAMS
 (TRAINEES FUNDED BY ALL SOURCES OTHER THAN REGULAR MINISTRY FUNDS)
 FIELD OF POST-M.D. TRAINING
 BY
 RANK**

University of British Columbia

Field of Post-M.D. Training	Residents										Total	Legal Status		Entry Status		
	R-1	R-2	R-3	R-4	R-5	R-6	R-7	Sub-Total	Fellow	Fellows		CC/PR*	Visa	New Entry	Re-Entry	
Orthopedic Surgery			1										11	13	23	1
Plastic Surgery													1	1	2	
Urology													1	1	2	
SURGICAL SPECIALTIES SUBTOTAL	2		1	2			3	8	61	69	25	44	67	67	2	
Total	11	14	9	11	3	3	5	56	209	265	82	183	256	183	9	

* Canadian Citizens and Permanent Residents

Note: 81 of the visa trainees were funded by foreign government contracts (e.g. Saudi Arabia)

TABLE B-2
2012 RESIDENTS IN BRITISH COLUMBIA TRAINING PROGRAMS
FIELD OF POST-M.D. TRAINING
BY
PROVINCE WHERE M.D. DEGREE WAS EARNED

Field of Post-M.D. Training	Graduates of Canadian Medical Schools									Int. Med. Grads	Total
	Nfld.	N.S.	Que.	Ont.	Man.	Sask.	Alta	B.C.	Sub-Total	IMGS*	
Family Medicine	3	6	6	48	7	6	35	96	207	49	256
Emergency Medicine (CFPC)			2	1	1		1	2	7		7
Enhanced Skills: Other Fam. Med. Training			1	5	1		6	3	16	5	21
FAMILY MEDICINE SUBTOTAL	3	6	9	54	9	6	42	101	230	54	284
Palliative Medicine				1				1	2		2
TRAINING FOLLOWING FAMILY MEDICINE OR SPECIALTY SUBTOTAL				1				1	2		2
Anesthesiology		1	1	9	2		3	34	50	1	51
Critical Care (Anes.)						1			1		1
Public Health and Preventive Medicine			2	5			4	2	13		13
Dermatology			1	2	2	1	3	7	16		16
Diagnostic Radiology	1	3		5				25	34	1	35
Emergency Medicine (RCPSC)			3	5		2	2	13	25		25
Critical Care (Emergency Med.)				1			1		2		2
Internal Medicine	2	1	11	26	3	1	10	68	122	31	153
Cardiology (Int.Med.)			1	4	1		2	6	14	2	16
Clin. Imm./Allergy (Int.Med.)										1	1
Critical Care (Int.Med)								2	2		2
Endocrinology/Met. (Int.Med.)							3	3	6	1	7
Gastroenterology (Int.Med.)				1			2	2	5	1	6
General Internal Medicine			2	3			1	7	13		13
Geriatric Medicine (Int.Med.)				1			1	3	5		5
Hematology (Int.Med.)				3			1	1	5	2	7
Infectious Diseases (Int.Med.)			1	1			1		3		3
Medical Oncology (Int.Med.)	1		2	1	3		1	1	9		9
Nephrology (Int.Med.)				1				2	3	1	4
Respirology (Int.Med.)			1	1				4	6		6
Rheumatology (Int.Med.)		1		1			1	3	6		6
Medical Genetics								4	4		4
Neurology		2		8			6	8	24	4	28
Neurology (Pediatrics)				1			4		5	4	9
Nuclear Medicine								2	2		2
Pediatrics		2	11	13	2	2	6	16	52	5	57
Cardiology (Ped.)				1		1			2	1	3
Clin. Imm./Allergy (Ped.)							1	1	2		2
Critical Care (Ped.)								1	1		1
Endocrinology/Met. (Ped.)			1						1	1	2
Gastroenterology (Ped.)				1					1	1	2
Developmental Pediatrics	1								1		1
Pediatric Emergency Med. (Ped.)			1	1			2		4		4
Hematology/Oncology (Ped.)				2	1		1		4	1	5
Neonatal-Perinatal Med. (Ped.)								1	1		1
Nephrology (Ped.)										1	1
Rheumatology (Ped.)										2	2
Physical Medicine & Rehab.	1						2	7	10	2	12
Psychiatry		3	3	14	1	1	17	55	94	14	108
Radiation Oncology			2	1			1	7	11		11
MEDICAL SPECIALTIES SUBTOTAL	6	13	43	112	15	9	76	285	559	77	636
Anatomical Pathology				6		1	1	9	17	3	20
General Pathology				1				2	3	2	5

(continued)

TABLE B-2
2012 RESIDENTS IN BRITISH COLUMBIA TRAINING PROGRAMS
FIELD OF POST-M.D. TRAINING
BY
PROVINCE WHERE M.D. DEGREE WAS EARNED

Field of Post-M.D. Training	Graduates of Canadian Medical Schools									Int. Med. Grads	Total
	Nfld.	N.S.	Que.	Ont.	Man.	Sask.	Alta	B.C.	Sub-Total	IMGS*	
Hematological Pathology				2				1	3	4	7
Transfusion Med. (Hem.Path.)										1	1
Medical Biochemistry								2	2	2	4
Medical Microbiology				1				2	3	1	4
Neuropathology										5	5
LAB MEDICINE SPECIALTIES SUBTOTAL				10		1	1	16	28	18	46
Cardiac Surgery			1	2			1	1	5	1	6
General Surgery		1	6	10			3	20	40	5	45
Critical Care (Surgery)							1		1		1
Pediatric Surgery							1		1	1	2
Thoracic Surgery					1				1	1	2
Vascular Surgery				2		1	1		4		4
Neurosurgery				5				3	8	1	9
Obstetrics/Gynecology	1	1	3	8	2	1	9	19	44	1	45
Gyn. Oncology				2					2		2
Gyn.Rep.Endocrin./Infertility										2	2
Maternal-Fetal Med. (Ob.)								1	1		1
Ophthalmology				2		1	2	10	15		15
Otolaryngology - Head and Neck Surgery			1	4			1	7	13		13
Orthopedic Surgery	1		1	4			3	16	25	2	27
Plastic Surgery				3			2	7	12		12
Urology				3			4	8	15		15
SURGICAL SPECIALTIES SUBTOTAL	2	2	12	45	3	3	28	92	187	14	201
Total	11	21	64	222	27	19	147	495	1006	163	1169

* IMGS: International Medical Graduates

TABLE B-2i
2012 RESIDENTS IN BRITISH COLUMBIA TRAINING PROGRAMS
FIRST YEAR TRAINEES ONLY
FIELD OF POST-M.D. TRAINING
BY
PROVINCE WHERE M.D. DEGREE WAS EARNED

Field of Post-M.D. Training	Graduates of Canadian Medical Schools									Int. Med. Grads	Total
	Nfld.	N.S.	Que.	Ont.	Man.	Sask.	Alta	B.C.	Sub-Total	IMGS*	
Family Medicine	2	2	3	23	2	5	8	45	90	30	120
FAMILY MEDICINE SUBTOTAL	2	2	3	23	2	5	8	45	90	30	120
Anesthesiology		1	1	1				7	10		10
Public Health and Preventive Medicine				1			1		2		2
Dermatology							2	1	3		3
Diagnostic Radiology				2				5	7		7
Emergency Medicine (RCPSC)				1		1		4	6		6
Internal Medicine			5	6	1		4	23	39	9	48
Neurology		1		2				2	5	1	6
Neurology (Pediatrics)							2		2	1	3
Pediatrics			3	3		1	2	4	13	2	15
Physical Medicine & Rehab.								2	2		2
Psychiatry		1		3			3	12	19	2	21
Radiation Oncology				1				1	2		2
MEDICAL SPECIALTIES SUBTOTAL		3	9	20	1	2	14	61	110	15	125
Anatomical Pathology				1				1	2	1	3
Hematological Pathology				1					1	1	2
Medical Microbiology										1	1
LAB MEDICINE SPECIALTIES SUBTOTAL				2				1	3	3	6
Cardiac Surgery				1					1		1
General Surgery				1				4	5	3	8
Vascular Surgery						1			1		1
Neurosurgery				2					2		2
Obstetrics/Gynecology				3	1		2	2	8		8
Ophthalmology				1				2	3		3
Otolaryngology - Head and Neck Surgery				1				1	2		2
Orthopedic Surgery				1			1	3	5		5
Plastic Surgery				1				1	2		2
Urology								3	3		3
SURGICAL SPECIALTIES SUBTOTAL				11	1	1	3	16	32	3	35
Total	2	5	12	56	4	8	25	123	235	51	286

* IMGS: International Medical Graduates

**TABLE B-3
2012 RESIDENTS IN BRITISH COLUMBIA TRAINING PROGRAMS
FIELD OF POST-M.D. TRAINING
BY
GENDER**

Field of Post-M.D. Training	Female		Male		Total	
	Count	Row %	Count	Row %	Count	Row %
Family Medicine	181	70.7%	75	29.3%	256	100.0%
Emergency Medicine (CFPC)	3	42.9%	4	57.1%	7	100.0%
Enhanced Skills: Other Fam. Med. Training	11	52.4%	10	47.6%	21	100.0%
FAMILY MEDICINE SUBTOTAL	195	68.7%	89	31.3%	284	100.0%
Palliative Medicine	1	50.0%	1	50.0%	2	100.0%
TRAINING FOLLOWING FAMILY MEDICINE OR SPECIALTY SUBTOTAL	1	50.0%	1	50.0%	2	100.0%
Anesthesiology	21	41.2%	30	58.8%	51	100.0%
Critical Care (Anes.)			1	100.0%	1	100.0%
Public Health and Preventive Medicine	8	61.5%	5	38.5%	13	100.0%
Dermatology	11	68.8%	5	31.3%	16	100.0%
Diagnostic Radiology	15	42.9%	20	57.1%	35	100.0%
Emergency Medicine (RCPSC)	14	56.0%	11	44.0%	25	100.0%
Critical Care (Emergency Med.)			2	100.0%	2	100.0%
Internal Medicine	73	47.7%	80	52.3%	153	100.0%
Cardiology (Int.Med.)	4	25.0%	12	75.0%	16	100.0%
Clin. Imm./Allergy (Int.Med.)	1	100.0%			1	100.0%
Critical Care (Int.Med.)			2	100.0%	2	100.0%
Endocrinology/Met. (Int.Med.)	5	71.4%	2	28.6%	7	100.0%
Gastroenterology (Int.Med.)	2	33.3%	4	66.7%	6	100.0%
General Internal Medicine	6	46.2%	7	53.8%	13	100.0%
Geriatric Medicine (Int.Med.)	3	60.0%	2	40.0%	5	100.0%
Hematology (Int.Med.)	4	57.1%	3	42.9%	7	100.0%
Infectious Diseases (Int.Med.)	2	66.7%	1	33.3%	3	100.0%
Medical Oncology (Int.Med.)	3	33.3%	6	66.7%	9	100.0%
Nephrology (Int.Med.)	1	25.0%	3	75.0%	4	100.0%
Respirology (Int.Med.)	3	50.0%	3	50.0%	6	100.0%
Rheumatology (Int.Med.)	4	66.7%	2	33.3%	6	100.0%
Medical Genetics	3	75.0%	1	25.0%	4	100.0%
Neurology	15	53.6%	13	46.4%	28	100.0%
Neurology (Pediatrics)	6	66.7%	3	33.3%	9	100.0%
Nuclear Medicine			2	100.0%	2	100.0%
Pediatrics	45	78.9%	12	21.1%	57	100.0%
Cardiology (Ped.)	3	100.0%			3	100.0%

(continued)

TABLE B-3
2012 RESIDENTS IN BRITISH COLUMBIA TRAINING PROGRAMS
FIELD OF POST-M.D. TRAINING
BY
GENDER

Field of Post-M.D. Training	Female		Male		Total	
	Count	Row %	Count	Row %	Count	Row %
Clin. Imm./Allergy (Ped.)	2	100.0%			2	100.0%
Critical Care (Ped.)			1	100.0%	1	100.0%
Endocrinology/Met. (Ped.)	1	50.0%	1	50.0%	2	100.0%
Gastroenterology (Ped.)	2	100.0%			2	100.0%
Developmental Pediatrics	1	100.0%			1	100.0%
Pediatric Emergency Med. (Ped.)	3	75.0%	1	25.0%	4	100.0%
Hematology/Oncology (Ped.)	4	80.0%	1	20.0%	5	100.0%
Neonatal-Perinatal Med. (Ped.)			1	100.0%	1	100.0%
Nephrology (Ped.)			1	100.0%	1	100.0%
Rheumatology (Ped.)	1	50.0%	1	50.0%	2	100.0%
Physical Medicine & Rehab.	6	50.0%	6	50.0%	12	100.0%
Psychiatry	67	62.0%	41	38.0%	108	100.0%
Radiation Oncology	8	72.7%	3	27.3%	11	100.0%
MEDICAL SPECIALTIES SUBTOTAL	347	54.6%	289	45.4%	636	100.0%
Anatomical Pathology	7	35.0%	13	65.0%	20	100.0%
General Pathology			5	100.0%	5	100.0%
Hematological Pathology	7	100.0%			7	100.0%
Transfusion Med. (Hem.Path.)	1	100.0%			1	100.0%
Medical Biochemistry	2	50.0%	2	50.0%	4	100.0%
Medical Microbiology	3	75.0%	1	25.0%	4	100.0%
Neuropathology	2	40.0%	3	60.0%	5	100.0%
LAB MEDICINE SPECIALTIES SUBTOTAL	22	47.8%	24	52.2%	46	100.0%
Cardiac Surgery	1	16.7%	5	83.3%	6	100.0%
General Surgery	29	64.4%	16	35.6%	45	100.0%
Critical Care (Surgery)			1	100.0%	1	100.0%
Pediatric Surgery	1	50.0%	1	50.0%	2	100.0%
Thoracic Surgery			2	100.0%	2	100.0%
Vascular Surgery	1	25.0%	3	75.0%	4	100.0%
Neurosurgery	1	11.1%	8	88.9%	9	100.0%
Obstetrics/Gynecology	40	88.9%	5	11.1%	45	100.0%
Gyn. Oncology	1	50.0%	1	50.0%	2	100.0%
Gyn.Rep.Endocrin./Infertility	2	100.0%			2	100.0%
Maternal-Fetal Med. (Ob.)	1	100.0%			1	100.0%
Ophthalmology	5	33.3%	10	66.7%	15	100.0%

(continued)

**TABLE B-3
 2012 RESIDENTS IN BRITISH COLUMBIA TRAINING PROGRAMS
 FIELD OF POST-M.D. TRAINING
 BY
 GENDER**

Field of Post-M.D. Training	Female		Male		Total	
	Count	Row %	Count	Row %	Count	Row %
Otolaryngology - Head and Neck Surgery	8	61.5%	5	38.5%	13	100.0%
Orthopedic Surgery	10	37.0%	17	63.0%	27	100.0%
Plastic Surgery	6	50.0%	6	50.0%	12	100.0%
Urology	3	20.0%	12	80.0%	15	100.0%
SURGICAL SPECIALTIES SUBTOTAL	109	54.2%	92	45.8%	201	100.0%
Total	674	57.7%	495	42.3%	1169	100.0%

Section C

**Post-M.D. Trainees Exiting
British Columbia Training Programs in**

July, 2012

at the Completion of Post-M.D. Training

**TABLE C-1
POST-M.D. TRAINEES EXITING BRITISH COLUMBIA TRAINING PROGRAMS IN JULY, 2012
AT THE COMPLETION OF POST-M.D. TRAINING
(GRADUATES OF CANADIAN MEDICAL SCHOOLS)
FIELD OF POST-M.D. TRAINING
BY
RANK**

Field of Post-M.D. Training	Residents							Fellows	Total
	R-2	R-3	R-4	R-5	R-6	R-7	Sub-Total	Fellow	
Family Medicine	80						80		80
Emergency Medicine (CFPC)		6					6		6
Enhanced Skills: Other Fam. Med. Training		12					12		12
FAMILY MEDICINE SUBTOTAL	80	18					98		98
Palliative Medicine		2					2		2
TRAINING FOLLOWING FAMILY MEDICINE OR SPECIALTY SUBTOTAL		2					2		2
Anesthesiology				13			13	1	14
Public Health and Preventive Medicine			1	1			2		2
Dermatology				3			3		3
Diagnostic Radiology				6		1	7	3	10
Emergency Medicine (RCPC)				2			2		2
Critical Care (Emergency Med.)						1	1		1
Internal Medicine			3				3		3
Cardiology (Int.Med.)					5	1	6	4	10
Critical Care (Int.Med.)					2		2		2
Gastroenterology (Int.Med.)				1			1		1
General Internal Medicine			1	2			3		3
Geriatric Medicine (Int.Med.)				2			2		2
Hematology (Int.Med.)				1	1		2	1	3
Infectious Diseases (Int.Med.)				3			3		3
Medical Oncology (Int.Med.)				3			3	3	6
Nephrology (Int.Med.)				2			2	2	4
Respirology (Int.Med.)				5			5	1	6
Rheumatology (Int.Med.)				1			1		1
Neurology				3	1		4	1	5
Neurology (Pediatrics)								1	1
Nuclear Medicine								1	1
Pediatrics			5	1			6		6
Cardiology (Ped.)						1	1		1
Critical Care (Ped.)					1		1		1
Developmental Pediatrics				1			1		1
Pediatric Emergency Med. (Ped.)					1		1		1
Nephrology (Ped.)								1	1
Physical Medicine & Rehab.				2			2		2
Psychiatry				8			8	4	12
Radiation Oncology				1			1	3	4
MEDICAL SPECIALTIES SUBTOTAL			10	61	11	4	86	26	112
Anatomical Pathology				1			1		1
Hematological Pathology								1	1
Transfusion Med. (Hem.Path.)						1	1		1
Medical Biochemistry				1			1		1
Medical Microbiology				1			1		1
LAB MEDICINE SPECIALTIES SUBTOTAL				3	1		4	1	5

(continued)

**TABLE C-1
 POST-M.D. TRAINEES EXITING BRITISH COLUMBIA TRAINING PROGRAMS IN JULY, 2012
 AT THE COMPLETION OF POST-M.D. TRAINING
 (GRADUATES OF CANADIAN MEDICAL SCHOOLS)
 FIELD OF POST-M.D. TRAINING
 BY
 RANK**

Field of Post-M.D. Training	Residents							Fellows	Total
	R-2	R-3	R-4	R-5	R-6	R-7	Sub-Total	Fellow	
Cardiac Surgery								1	1
Thoracic Surgery (Cardiac Surg.)						1	1		1
General Surgery					3		3	2	5
Pediatric Surgery						1	1		1
Vascular Surgery						2	2		2
Neurosurgery					1		1	1	2
Obstetrics/Gynecology				5			5	1	6
Gyn. Oncology						1	1		1
Maternal-Fetal Med. (Ob.)						1	1		1
Ophthalmology				3			3	1	4
Otolaryngology - Head and Neck Surgery				1			1		1
Orthopedic Surgery				5			5	6	11
Plastic Surgery				2			2	2	4
Urology				3			3	1	4
SURGICAL SPECIALTIES SUBTOTAL				19	4	6	29	15	44
Total	80	20	10	83	16	10	219	42	261

**TABLE C-2
POST-M.D. TRAINEES EXITING BRITISH COLUMBIA TRAINING PROGRAMS IN JULY, 2012
AT THE COMPLETION OF POST-M.D. TRAINING
(GRADUATES OF CANADIAN MEDICAL SCHOOLS)
FIELD OF POST-M.D. TRAINING
BY
GENDER**

Field of Post-M.D. Training	Female		Male		Total	
	Count	Row %	Count	Row %	Count	Row %
Family Medicine	59	73.8%	21	26.3%	80	100.0%
Emergency Medicine (CFPC)	2	33.3%	4	66.7%	6	100.0%
Enhanced Skills: Other Fam. Med. Training	6	50.0%	6	50.0%	12	100.0%
FAMILY MEDICINE SUBTOTAL	67	68.4%	31	31.6%	98	100.0%
Palliative Medicine	2	100.0%			2	100.0%
TRAINING FOLLOWING FAMILY MEDICINE OR SPECIALTY SUBTOTAL	2	100.0%			2	100.0%
Anesthesiology	6	42.9%	8	57.1%	14	100.0%
Public Health and Preventive Medicine	1	50.0%	1	50.0%	2	100.0%
Dermatology	3	100.0%			3	100.0%
Diagnostic Radiology	2	20.0%	8	80.0%	10	100.0%
Emergency Medicine (RCPSC)	1	50.0%	1	50.0%	2	100.0%
Critical Care (Emergency Med.)			1	100.0%	1	100.0%
Internal Medicine			3	100.0%	3	100.0%
Cardiology (Int.Med.)	4	40.0%	6	60.0%	10	100.0%
Critical Care (Int.Med)			2	100.0%	2	100.0%
Gastroenterology (Int.Med.)			1	100.0%	1	100.0%
General Internal Medicine	2	66.7%	1	33.3%	3	100.0%
Geriatric Medicine (Int.Med.)	1	50.0%	1	50.0%	2	100.0%
Hematology (Int.Med.)	2	66.7%	1	33.3%	3	100.0%
Infectious Diseases (Int.Med.)	3	100.0%			3	100.0%
Medical Oncology (Int.Med.)	4	66.7%	2	33.3%	6	100.0%
Nephrology (Int.Med.)	2	50.0%	2	50.0%	4	100.0%
Respirology (Int.Med.)	3	50.0%	3	50.0%	6	100.0%
Rheumatology (Int.Med.)	1	100.0%			1	100.0%
Neurology	2	40.0%	3	60.0%	5	100.0%
Neurology (Pediatrics)	1	100.0%			1	100.0%
Nuclear Medicine			1	100.0%	1	100.0%
Pediatrics	6	100.0%			6	100.0%
Cardiology (Ped.)			1	100.0%	1	100.0%
Critical Care (Ped.)	1	100.0%			1	100.0%
Developmental Pediatrics			1	100.0%	1	100.0%
Pediatric Emergency Med. (Ped.)	1	100.0%			1	100.0%
Nephrology (Ped.)	1	100.0%			1	100.0%
Physical Medicine & Rehab.			2	100.0%	2	100.0%
Psychiatry	9	75.0%	3	25.0%	12	100.0%

(continued)

**TABLE C-2
 POST-M.D. TRAINEES EXITING BRITISH COLUMBIA TRAINING PROGRAMS IN JULY, 2012
 AT THE COMPLETION OF POST-M.D. TRAINING
 (GRADUATES OF CANADIAN MEDICAL SCHOOLS)
 FIELD OF POST-M.D. TRAINING
 BY
 GENDER**

Field of Post-M.D. Training	Female		Male		Total	
	Count	Row %	Count	Row %	Count	Row %
Radiation Oncology	2	50.0%	2	50.0%	4	100.0%
MEDICAL SPECIALTIES SUBTOTAL	58	51.8%	54	48.2%	112	100.0%
Anatomical Pathology	1	100.0%			1	100.0%
Hematological Pathology			1	100.0%	1	100.0%
Transfusion Med. (Hem.Path.)			1	100.0%	1	100.0%
Medical Biochemistry			1	100.0%	1	100.0%
Medical Microbiology			1	100.0%	1	100.0%
LAB MEDICINE SPECIALTIES SUBTOTAL	1	20.0%	4	80.0%	5	100.0%
Cardiac Surgery			1	100.0%	1	100.0%
Thoracic Surgery (Cardiac Surg.)			1	100.0%	1	100.0%
General Surgery	2	40.0%	3	60.0%	5	100.0%
Pediatric Surgery	1	100.0%			1	100.0%
Vascular Surgery	1	50.0%	1	50.0%	2	100.0%
Neurosurgery			2	100.0%	2	100.0%
Obstetrics/Gynecology	5	83.3%	1	16.7%	6	100.0%
Gyn. Oncology	1	100.0%			1	100.0%
Maternal-Fetal Med. (Ob.)	1	100.0%			1	100.0%
Ophthalmology	2	50.0%	2	50.0%	4	100.0%
Otolaryngology - Head and Neck Surgery	1	100.0%			1	100.0%
Orthopedic Surgery	4	36.4%	7	63.6%	11	100.0%
Plastic Surgery	1	25.0%	3	75.0%	4	100.0%
Urology			4	100.0%	4	100.0%
SURGICAL SPECIALTIES SUBTOTAL	19	43.2%	25	56.8%	44	100.0%
Total	147	56.3%	114	43.7%	261	100.0%

**TABLE C-3
POST-M.D. TRAINEES EXITING BRITISH COLUMBIA TRAINING PROGRAMS IN JULY, 2012
AT THE COMPLETION OF POST-M.D. TRAINING
(GRADUATES OF CANADIAN MEDICAL SCHOOLS)
FIELD OF POST-M.D. TRAINING (NOV 1, 2011)
OF NEW ENTRY AND RE-ENTRY GROUPS***

Field of Post-M.D. Training	New Entry		Re-entry		Total	
	Count	Col %	Count	Col %	Count	Col %
Family Medicine	80	32.4%			80	30.7%
Emergency Medicine (CFPC)	6	2.4%			6	2.3%
Enhanced Skills: Other Fam. Med. Training	5	2.0%	7	50.0%	12	4.6%
FAMILY MEDICINE SUBTOTAL	91	36.8%	7	50.0%	98	37.5%
Palliative Medicine	2	.8%			2	.8%
TRAINING FOLLOWING FAMILY MEDICINE OR SPECIALTY SUBTOTAL	2	.8%			2	.8%
Anesthesiology	14	5.7%			14	5.4%
Public Health and Preventive Medicine	2	.8%			2	.8%
Dermatology	3	1.2%			3	1.1%
Diagnostic Radiology	10	4.0%			10	3.8%
Emergency Medicine (RCPSC)	2	.8%			2	.8%
Critical Care (Emergency Med.)			1	7.1%	1	.4%
Internal Medicine	3	1.2%			3	1.1%
Cardiology (Int.Med.)	10	4.0%			10	3.8%
Critical Care (Int.Med.)	2	.8%			2	.8%
Gastroenterology (Int.Med.)	1	.4%			1	.4%
General Internal Medicine	3	1.2%			3	1.1%
Geriatric Medicine (Int.Med.)	2	.8%			2	.8%
Hematology (Int.Med.)	3	1.2%			3	1.1%
Infectious Diseases (Int.Med.)	3	1.2%			3	1.1%
Medical Oncology (Int.Med.)	5	2.0%	1	7.1%	6	2.3%
Nephrology (Int.Med.)	4	1.6%			4	1.5%
Respirology (Int.Med.)	6	2.4%			6	2.3%
Rheumatology (Int.Med.)	1	.4%			1	.4%
Neurology	4	1.6%	1	7.1%	5	1.9%
Neurology (Pediatrics)	1	.4%			1	.4%
Nuclear Medicine			1	7.1%	1	.4%
Pediatrics	6	2.4%			6	2.3%
Cardiology (Ped.)	1	.4%			1	.4%
Critical Care (Ped.)	1	.4%			1	.4%
Developmental Pediatrics	1	.4%			1	.4%
Pediatric Emergency Med. (Ped.)	1	.4%			1	.4%
Nephrology (Ped.)	1	.4%			1	.4%
Physical Medicine & Rehab.	2	.8%			2	.8%

(continued)

**TABLE C-3
POST-M.D. TRAINEES EXITING BRITISH COLUMBIA TRAINING PROGRAMS IN JULY, 2012
AT THE COMPLETION OF POST-M.D. TRAINING
(GRADUATES OF CANADIAN MEDICAL SCHOOLS)
FIELD OF POST-M.D. TRAINING (NOV 1, 2011)
OF NEW ENTRY AND RE-ENTRY GROUPS***

Field of Post-M.D. Training	New Entry		Re-entry		Total	
	Count	Col %	Count	Col %	Count	Col %
Psychiatry	11	4.5%	1	7.1%	12	4.6%
Radiation Oncology	4	1.6%			4	1.5%
MEDICAL SPECIALTIES SUBTOTAL	107	43.3%	5	35.7%	112	42.9%
Anatomical Pathology	1	.4%			1	.4%
Hematological Pathology	1	.4%			1	.4%
Transfusion Med. (Hem.Path.)	1	.4%			1	.4%
Medical Biochemistry	1	.4%			1	.4%
Medical Microbiology	1	.4%			1	.4%
LAB MEDICINE SPECIALTIES SUBTOTAL	5	2.0%			5	1.9%
Cardiac Surgery	1	.4%			1	.4%
Thoracic Surgery (Cardiac Surg.)	1	.4%			1	.4%
General Surgery	5	2.0%			5	1.9%
Pediatric Surgery	1	.4%			1	.4%
Vascular Surgery	2	.8%			2	.8%
Neurosurgery	2	.8%			2	.8%
Obstetrics/Gynecology	5	2.0%	1	7.1%	6	2.3%
Gyn. Oncology	1	.4%			1	.4%
Maternal-Fetal Med. (Ob.)	1	.4%			1	.4%
Ophthalmology	4	1.6%			4	1.5%
Otolaryngology - Head and Neck Surgery	1	.4%			1	.4%
Orthopedic Surgery	10	4.0%	1	7.1%	11	4.2%
Plastic Surgery	4	1.6%			4	1.5%
Urology	4	1.6%			4	1.5%
SURGICAL SPECIALTIES SUBTOTAL	42	17.0%	2	14.3%	44	16.9%
Total	247	100.0%	14	100.0%	261	100.0%

* New Entry - trainees assumed to be entering practice for the first time
Re-entry - trainees assumed to be re-entering practice

**TABLE C-4
 POST-M.D. TRAINEES EXITING BRITISH COLUMBIA
 TRAINING PROGRAMS IN JULY, 2012
 AT THE COMPLETION OF POST-M.D. TRAINING
 (INTERNATIONAL MEDICAL GRADUATES)**

**LOCATION OF RECEIPT OF THE M.D. DEGREE
 BY
 LEGAL STATUS**

M.D. Country	Legal Status		
	CC/PR*	Visa	Total
Argentina	1		1
Australia	3	24	27
Austria		1	1
Bahrain		2	2
Belarus	1		1
Brazil	1	1	2
Bulgaria	2		2
Sri Lanka		1	1
China	1		1
Colombia	1		1
Costa Rica	1		1
Ecuador		1	1
France		1	1
Germany		2	2
Grenada	1		1
India	3	20	23
Iran	7		7
Ireland	4	10	14
Israel	1	3	4
Jamaica		1	1
Japan		4	4
Jordan		1	1
South Korea		2	2
Kuwait		1	1
Lebanon	1		1

(continued)

**TABLE C-4
POST-M.D. TRAINEES EXITING BRITISH COLUMBIA
TRAINING PROGRAMS IN JULY, 2012
AT THE COMPLETION OF POST-M.D. TRAINING
(INTERNATIONAL MEDICAL GRADUATES)**

**LOCATION OF RECEIPT OF THE M.D. DEGREE
BY
LEGAL STATUS**

M.D. Country	Legal Status		
	CC/PR*	Visa	Total
Malaysia		1	1
Mexico		1	1
Mongolia		1	1
Morocco		1	1
Netherlands		1	1
New Zealand		4	4
Oman		1	1
Pakistan	3	1	4
Philippines		2	2
Portugal		2	2
Russia	1		1
Saudi Arabia	1	18	19
Singapore		2	2
South Africa	1	2	3
Spain		2	2
Sweden		2	2
Switzerland		3	3
Syrian Arab Republic		1	1
Thailand	1	3	4
Ukraine	1		1
United States of America	4	2	6
Egypt	3	1	4
United Kingdom	2	22	24
Total	45	148	193

CC/PR: Canadian Citizens and Permanent Residents

**TABLE C-4A
POST-M.D. TRAINEES EXITING BRITISH COLUMBIA
TRAINING PROGRAMS IN JULY, 2012
AT THE COMPLETION OF POST-M.D. TRAINING
(INTERNATIONAL MEDICAL GRADUATES)**

**FIELD OF POST-M.D. TRAINING
BY
LEGAL STATUS**

Field of Post-M.D. Training	Legal Status		
	CC/PR*	Visa	Total
Family Medicine	14		14
Enhanced Skills: Other Fam. Med. Training	2		2
FAMILY MEDICINE SUBTOTAL	16		16
Anesthesiology	1	8	9
Critical Care (Anes.)		1	1
Public Health and Preventive Medicine	1		1
Dermatology	1	4	5
Diagnostic Radiology	1	11	12
Neuroradiology	1	3	4
Pediatric Diagnostic Radiology		1	1
Internal Medicine	2		2
Cardiology (Int.Med.)	1	19	20
Critical Care (Int.Med)		2	2
Endocrinology/Met. (Int.Med.)		2	2
Gastroenterology (Int.Med.)		2	2
Hematology (Int.Med.)		2	2
Medical Oncology (Int.Med.)		10	10
Nephrology (Int.Med.)	2	1	3
Rheumatology (Int.Med.)	1		1
Medical Genetics		1	1
Neurology	3	9	12
Neurology (Pediatrics)	1	1	2
Nuclear Medicine		1	1
Pediatrics	1	4	5
Cardiology (Ped.)		1	1

(continued)

**TABLE C-4A
POST-M.D. TRAINEES EXITING BRITISH COLUMBIA
TRAINING PROGRAMS IN JULY, 2012
AT THE COMPLETION OF POST-M.D. TRAINING
(INTERNATIONAL MEDICAL GRADUATES)**

**FIELD OF POST-M.D. TRAINING
BY
LEGAL STATUS**

Field of Post-M.D. Training	Legal Status		
	CC/PR*	Visa	Total
Critical Care (Ped.)	2	6	8
Endocrinology/Met. (Ped.)	1	2	3
Gastroenterology (Ped.)		2	2
Developmental Pediatrics		1	1
Pediatric Emergency Med. (Ped.)		1	1
Hematology/Oncology (Ped.)		3	3
Neonatal-Perinatal Med. (Ped.)		5	5
Respirology (Ped.)		2	2
Psychiatry	4	2	6
Radiation Oncology	1	3	4
MEDICAL SPECIALTIES SUBTOTAL	24	110	134
Anatomical Pathology	1	3	4
General Pathology	1		1
Hematological Pathology	2	1	3
LAB MEDICINE SPECIALTIES SUBTOTAL	4	4	8
Cardiac Surgery		2	2
General Surgery		2	2
Neurosurgery		3	3
Ophthalmology	1	8	9
Otolaryngology - Head and Neck Surgery		3	3
Orthopedic Surgery		13	13
Urology		3	3
SURGICAL SPECIALTIES SUBTOTAL	1	34	35
Total	45	148	193

CC/PR: Canadian Citizens and Permanent Residents

**TABLE C-5
POST-M.D. TRAINEES EXITING BRITISH COLUMBIA TRAINING PROGRAMS IN JULY, 2012
AT THE COMPLETION OF POST-M.D. TRAINING
(CANADIAN CITIZENS AND PERMANENT RESIDENTS ONLY - VISA TRAINEES NOT INCLUDED)
FIELD OF POST-M.D. TRAINING
BY
RANK**

Field of Post-M.D. Training	Residents		Fellows		Total	
	Count	Row %	Count	Row %	Count	Row %
Family Medicine	94	100.0%			94	100.0%
Emergency Medicine (CFPC)	6	100.0%			6	100.0%
Enhanced Skills: Other Fam. Med. Training	14	100.0%			14	100.0%
FAMILY MEDICINE SUBTOTAL	114	100.0%			114	100.0%
Palliative Medicine	2	100.0%			2	100.0%
TRAINING FOLLOWING FAMILY MEDICINE OR SPECIALTY SUBTOTAL	2	100.0%			2	100.0%
Anesthesiology	14	93.3%	1	6.7%	15	100.0%
Public Health and Preventive Medicine	3	100.0%			3	100.0%
Dermatology	3	75.0%	1	25.0%	4	100.0%
Diagnostic Radiology	7	63.6%	4	36.4%	11	100.0%
Neuroradiology			1	100.0%	1	100.0%
Emergency Medicine (RCPC)	2	100.0%			2	100.0%
Critical Care (Emergency Med.)	1	100.0%			1	100.0%
Internal Medicine	5	100.0%			5	100.0%
Cardiology (Int.Med.)	6	54.5%	5	45.5%	11	100.0%
Critical Care (Int.Med.)	2	100.0%			2	100.0%
Gastroenterology (Int.Med.)	1	100.0%			1	100.0%
General Internal Medicine	3	100.0%			3	100.0%
Geriatric Medicine (Int.Med.)	2	100.0%			2	100.0%
Hematology (Int.Med.)	2	66.7%	1	33.3%	3	100.0%
Infectious Diseases (Int.Med.)	3	100.0%			3	100.0%
Medical Oncology (Int.Med.)	3	50.0%	3	50.0%	6	100.0%
Nephrology (Int.Med.)	3	50.0%	3	50.0%	6	100.0%
Respirology (Int.Med.)	5	83.3%	1	16.7%	6	100.0%
Rheumatology (Int.Med.)	2	100.0%			2	100.0%
Neurology	4	50.0%	4	50.0%	8	100.0%
Neurology (Pediatrics)	1	50.0%	1	50.0%	2	100.0%
Nuclear Medicine			1	100.0%	1	100.0%
Pediatrics	7	100.0%			7	100.0%
Cardiology (Ped.)	1	100.0%			1	100.0%
Critical Care (Ped.)	2	66.7%	1	33.3%	3	100.0%
Endocrinology/Met. (Ped.)			1	100.0%	1	100.0%
Developmental Pediatrics	1	100.0%			1	100.0%

(continued)

**TABLE C-5
POST-M.D. TRAINEES EXITING BRITISH COLUMBIA TRAINING PROGRAMS IN JULY, 2012
AT THE COMPLETION OF POST-M.D. TRAINING
(CANADIAN CITIZENS AND PERMANENT RESIDENTS ONLY - VISA TRAINEES NOT INCLUDED)
FIELD OF POST-M.D. TRAINING
BY
RANK**

Field of Post-M.D. Training	Residents		Fellows		Total	
	Count	Row %	Count	Row %	Count	Row %
Pediatric Emergency Med. (Ped.)	1	100.0%			1	100.0%
Nephrology (Ped.)			1	100.0%	1	100.0%
Physical Medicine & Rehab.	2	100.0%			2	100.0%
Psychiatry	10	62.5%	6	37.5%	16	100.0%
Radiation Oncology	1	20.0%	4	80.0%	5	100.0%
MEDICAL SPECIALTIES SUBTOTAL	97	71.3%	39	28.7%	136	100.0%
Anatomical Pathology	2	100.0%			2	100.0%
General Pathology	1	100.0%			1	100.0%
Hematological Pathology	1	33.3%	2	66.7%	3	100.0%
Transfusion Med. (Hem.Path.)	1	100.0%			1	100.0%
Medical Biochemistry	1	100.0%			1	100.0%
Medical Microbiology	1	100.0%			1	100.0%
LAB MEDICINE SPECIALTIES SUBTOTAL	7	77.8%	2	22.2%	9	100.0%
Cardiac Surgery			1	100.0%	1	100.0%
Thoracic Surgery (Cardiac Surg.)	1	100.0%			1	100.0%
General Surgery	3	60.0%	2	40.0%	5	100.0%
Pediatric Surgery	1	100.0%			1	100.0%
Vascular Surgery	2	100.0%			2	100.0%
Neurosurgery	1	50.0%	1	50.0%	2	100.0%
Obstetrics/Gynecology	5	83.3%	1	16.7%	6	100.0%
Gyn. Oncology	1	100.0%			1	100.0%
Maternal-Fetal Med. (Ob.)	1	100.0%			1	100.0%
Ophthalmology	3	60.0%	2	40.0%	5	100.0%
Otolaryngology - Head and Neck Surgery	1	100.0%			1	100.0%
Orthopedic Surgery	5	45.5%	6	54.5%	11	100.0%
Plastic Surgery	2	50.0%	2	50.0%	4	100.0%
Urology	3	75.0%	1	25.0%	4	100.0%
SURGICAL SPECIALTIES SUBTOTAL	29	64.4%	16	35.6%	45	100.0%
Total	249	81.4%	57	18.6%	306	100.0%

Section D

**Post-M.D. Trainees Exiting British Columbia
Training Programs in**

July, 2010

at the Completion of Post-M.D. Training

**(Canadian Citizens and Permanent Residents Only -
Visa Trainees Not Included)**

**TABLE D-1
POST-M.D. TRAINEES EXITING BRITISH COLUMBIA TRAINING PROGRAMS IN JULY, 2010
AT THE COMPLETION OF POST-M.D. TRAINING
(CANADIAN CITIZENS AND PERMANENT RESIDENTS ONLY - VISA TRAINEES NOT INCLUDED)
FIELD OF POST-M.D. TRAINING
BY
GEOGRAPHIC LOCATION, 2012 CMA MASTERFILE**

Field of Post-M.D. Training	Geographic Location, 2012											Total
	NFLD	NS	PEI	QUE	ONT	MAN	SASK	ALTA	BC	USA	NOT LOC.	
Family Medicine		3	1		8	2	1	4	58		1	78
Emergency Medicine (CFPC)		1					1	1	3			6
Enhanced Skills: Other Fam. Med. Training					1				14			15
FAMILY MEDICINE SUBTOTAL		4	1		9	2	2	5	75		1	99
Palliative Medicine									4			4
TRAINING FOLLOWING FAMILY MEDICINE OR SPECIALTY SUBTOTAL									4			4
Anesthesiology				1	1	1			7		1	11
Transfusion Medicine (Anes.)									1			1
Public Health and Preventive Medicine									2			2
Dermatology								1				1
Diagnostic Radiology		1			1		1		11		1	15
Neuroradiology				1								1
Emergency Medicine (RCPSC)								1	3			4
Critical Care (Emergency Med.)									1		1	2
Internal Medicine					1				1	1	1	4
Cardiology (Int.Med.)					1	1			2		1	5
Critical Care (Int.Med.)					3							3
Endocrinology/Met. (Int.Med.)									1			1
Gastroenterology (Int.Med.)									2			2
Geriatric Medicine (Int.Med.)									1			1
Hematology (Int.Med.)									2			2
Infectious Diseases (Int.Med.)									2			2
Medical Oncology (Int.Med.)	1			1					1	1		4
Nephrology (Int.Med.)					1				1			2
Respirology (Int.Med.)									1			1
Rheumatology (Int.Med.)							1					1
Medical Genetics					1				3			4
Neurology					1						1	2
Nuclear Medicine				1								1
Pediatrics				1	1				7			9
Pediatric Emergency Med. (Ped.)					1			1	1			3
Hematology/Oncology (Ped.)				1								1
Physical Medicine & Rehab.									1			1
Psychiatry				1					9		1	11
Radiation Oncology					2				3			5
MEDICAL SPECIALTIES SUBTOTAL	1	1		7	14	2	2	3	63	2	7	102
Anatomical Pathology					1			1			1	3
General Pathology									2			2
Medical Microbiology					1				1			2
LAB MEDICINE SPECIALTIES SUBTOTAL					2			1	3		1	7
Cardiac Surgery										1		1
Critical Care (Cardiac Surg.)				1								1
General Surgery				1					3			4
Pediatric General Surgery	1											1
Thoracic Surgery								1				1
Vascular Surgery				1								1
Neurosurgery				1				1	1			3
Obstetrics/Gynecology					1				4			5
Gyn. Oncology	1							1				2
Gyn.Rep.Endocrin./Infertility									1			1

(continued)

TABLE D-1
POST-M.D. TRAINEES EXITING BRITISH COLUMBIA TRAINING PROGRAMS IN JULY, 2010
AT THE COMPLETION OF POST-M.D. TRAINING
(CANADIAN CITIZENS AND PERMANENT RESIDENTS ONLY - VISA TRAINEES NOT INCLUDED)
FIELD OF POST-M.D. TRAINING
BY
GEOGRAPHIC LOCATION, 2012 CMA MASTERFILE

Field of Post-M.D. Training	Geographic Location, 2012											Total
	NFLD	NS	PEI	QUE	ONT	MAN	SASK	ALTA	BC	USA	NOT LOC.	
Maternal-Fetal Med. (Ob.)									1		1	2
Ophthalmology									3		1	4
Otolaryngology - Head and Neck Surgery				1								1
Orthopedic Surgery				4					7		1	12
Plastic Surgery	1								2			3
Urology									2			2
SURGICAL SPECIALTIES SUBTOTAL	3			9	1			3	24	1	3	44
Total	4	5	1	16	26	4	4	12	169	3	12	256

TABLE D-1i
POST-M.D. TRAINEES EXITING CANADIAN TRAINING PROGRAMS IN JULY, 2010
AT THE COMPLETION OF POST-M.D. TRAINING
WITH PRACTICE LOCATIONS IN BRITISH COLUMBIA, JULY 2012 CMA MASTERFILE
(CANADIAN CITIZENS AND PERMANENT RESIDENTS ONLY - VISA TRAINEES NOT INCLUDED)
FIELD OF POST-M.D. TRAINING
BY
PROVINCE PROVIDING POST-M.D. TRAINING

Field of Post-M.D. Training	Province Providing Post-M.D. Training								Total
	Nfld.	Mari- times	Que.	Ont.	Man.	Sask.	Alta.	B.C.	
Family Medicine	1	1	2	4	2	1	9	58	78
Emergency Medicine (CFPC)				1	2			3	6
Care of the Elderly (CFPC)							1		1
Enhanced Skills: Other Fam. Med. Training				1			2	14	17
FAMILY MEDICINE SUBTOTAL	1	1	2	6	4	1	12	75	102
Palliative Medicine								4	4
TRAINING FOLLOWING FAMILY MEDICINE OR SPECIALTY SUBTOTAL								4	4
Anesthesiology								7	7
Transfusion Medicine (Anes.)								1	1
Public Health and Preventive Medicine								2	2
Diagnostic Radiology				1		2	1	11	15
Emergency Medicine (RCPSC)				1				3	4
Critical Care (Emergency Med.)								1	1
Internal Medicine				1			3	1	5
Cardiology (Int.Med.)				3	1		1	2	7
Endocrinology/Met. (Int.Med.)								1	1
Gastroenterology (Int.Med.)								2	2
Geriatric Medicine (Int.Med.)								1	1
Hematology (Int.Med.)				1			2	2	5
Infectious Diseases (Int.Med.)								2	2
Medical Oncology (Int.Med.)				1				1	2
Nephrology (Int.Med.)				1				1	2
Respirology (Int.Med.)							1	1	2
Rheumatology (Int.Med.)			1						1
Medical Genetics								3	3
Nuclear Medicine				1					1
Pediatrics								7	7
Pediatric Emergency Med. (Ped.)								1	1
Respirology (Ped.)				1					1
Physical Medicine & Rehab.							1	1	2
Psychiatry				3		1	1	9	14
Radiation Oncology								3	3
MEDICAL SPECIALTIES SUBTOTAL			1	14	1	3	10	63	92
General Pathology								2	2
Medical Microbiology								1	1
LAB MEDICINE SPECIALTIES SUBTOTAL								3	3
General Surgery							3	3	6
Neurosurgery								1	1
Obstetrics/Gynecology							1	4	5

(continued)

**TABLE D-1i
 POST-M.D. TRAINEES EXITING CANADIAN TRAINING PROGRAMS IN JULY, 2010
 AT THE COMPLETION OF POST-M.D. TRAINING
 WITH PRACTICE LOCATIONS IN BRITISH COLUMBIA, JULY 2012 CMA MASTERFILE
 (CANADIAN CITIZENS AND PERMANENT RESIDENTS ONLY - VISA TRAINEES NOT INCLUDED)
 FIELD OF POST-M.D. TRAINING
 BY
 PROVINCE PROVIDING POST-M.D. TRAINING**

Field of Post-M.D. Training	Province Providing Post-M.D. Training								Total
	Nfld.	Mari- times	Que.	Ont.	Man.	Sask.	Alta.	B.C.	
Gyn.Rep.Endocrin./Infertility								1	1
Maternal-Fetal Med. (Ob.)				1				1	2
Ophthalmology				1				3	4
Otolaryngology - Head and Neck Surgery				1					1
Orthopedic Surgery				1	2		1	7	11
Plastic Surgery		1		1				2	4
Urology				3				2	5
SURGICAL SPECIALTIES SUBTOTAL		1		8	2		5	24	40
Total	1	2	3	28	7	4	27	169	241

TABLE D-2
POST-M.D. TRAINEES EXITING BRITISH COLUMBIA TRAINING PROGRAMS IN JULY, 2010
AT THE COMPLETION OF POST-M.D. TRAINING
(CANADIAN CITIZENS AND PERMANENT RESIDENTS ONLY - VISA TRAINEES NOT INCLUDED)
LOCATION OF RECEIPT OF THE M.D. DEGREE
BY
GEOGRAPHIC LOCATION, 2012 CMA MASTERFILE

Location of Receipt of the M.D. Degree	Geographic Location, 2012											Total	
	NFLD	NS	PEI	QUE	ONT	MAN	SASK	ALTA	BC	USA	NOT LOC.		
Newfoundland	3									4			7
Maritimes		3	1		2			1	6				13
Quebec				13	3			1	3			1	21
Ontario		1		1	14			2	33			3	54
Manitoba				1	1	3		1	7				13
Saskatchewan							1		2				3
Alberta		1			3		1	4	24			1	34
British Columbia	1			1	1			2	67	2		3	77
Canadian M.D. Graduates Subtotal	4	5	1	16	24	3	2	11	146	2		8	222
International Medical Graduates					2	1	2	1	23	1		4	34
Total	4	5	1	16	26	4	4	12	169	3		12	256

TABLE D-2i
POST-M.D. TRAINEES EXITING BRITISH COLUMBIA TRAINING PROGRAMS IN JULY, 2010
AT THE COMPLETION OF POST-M.D. TRAINING
(CANADIAN CITIZENS AND PERMANENT RESIDENTS ONLY - VISA TRAINEES NOT INCLUDED)
(M.D. DEGREE RECEIVED IN BRITISH COLUMBIA)
FIELD OF POST-M.D. TRAINING
BY
GEOGRAPHIC LOCATION, 2012 CMA MASTERFILE

Field of Post-M.D. Training	Geographic Location, 2012						Total
	Atlantic	Quebec	Ontario	Western	USA/ Other	Not Reported	
FAMILY MEDICINE				27		1	28
TRAINING FOLLOWING F.M. OR SPEC.				2			2
MEDICAL SPECIALTIES			1	26	1	1	29
LAB MEDICINE SPECIALTIES				2		1	3
SURGICAL SPECIALTIES	1	1		12	1		15
Total	1	1	1	69	2	3	77

TABLE D-2ii
POST-M.D. TRAINEES EXITING BRITISH COLUMBIA TRAINING PROGRAMS IN JULY, 2010
AT THE COMPLETION OF POST-M.D. TRAINING
(CANADIAN CITIZENS AND PERMANENT RESIDENTS ONLY - VISA TRAINEES NOT INCLUDED)
(M.D. DEGREE RECEIVED IN OTHER CANADIAN PROVINCES)
FIELD OF POST-M.D. TRAINING
BY
GEOGRAPHIC LOCATION, 2012 CMA MASTERFILE

Field of Post-M.D. Training	Geographic Location, 2012					Total
	Atlantic	Quebec	Ontario	Western	Not Reported	
FAMILY MEDICINE TRAINING FOLLOWING F.M. OR SPEC.	5		8	40		53
MEDICAL SPECIALTIES	2	7	13	37	3	62
LAB MEDICINE SPECIALTIES			2	1		3
SURGICAL SPECIALTIES	2	8		14	2	26
Total	9	15	23	93	5	145

TABLE D-2iii
POST-M.D. TRAINEES EXITING BRITISH COLUMBIA TRAINING PROGRAMS IN JULY, 2010
AT THE COMPLETION OF POST-M.D. TRAINING
(CANADIAN CITIZENS AND PERMANENT RESIDENTS ONLY - VISA TRAINEES NOT INCLUDED)
(M.D. DEGREE RECEIVED OUTSIDE CANADA)
FIELD OF POST-M.D. TRAINING
BY
GEOGRAPHIC LOCATION, 2012 CMA MASTERFILE

Field of Post-M.D. Training	Geographic Location, 2012				Total
	Ontario	Western	USA/ Other	Not Reported	
FAMILY MEDICINE TRAINING FOLLOWING F.M. OR SPEC.	1	17			18
MEDICAL SPECIALTIES		7	1	3	11
LAB MEDICINE SPECIALTIES		1			1
SURGICAL SPECIALTIES	1	1		1	3
Total	2	27	1	4	34

**TABLE D-3
NATIONAL DATA
POST-M.D. TRAINEES EXITING CANADIAN TRAINING PROGRAMS IN JULY, 2010
AT THE COMPLETION OF POST-M.D. TRAINING
(CANADIAN CITIZENS AND PERMANENT RESIDENTS ONLY - VISA TRAINEES NOT INCLUDED)
LOCATION OF RECEIPT OF THE M.D. DEGREE
BY
GEOGRAPHIC LOCATION, 2012 CMA MASTERFILE**

Location of Receipt of the M.D. Degree	Geographic Location, 2012													Total
	NFLD	NS	PEI	NB	QUE	ONT	MAN	SASK	ALTA	BC	N.T.	USA	NOT LOC.	
Newfoundland	26	4		6	1	10	1		4	6		3	1	62
Maritimes		25	2	6	1	21			6	9		4	1	75
Quebec		1		23	429	38	1	1	8	6		4	57	568
Ontario	7	12	1	4	16	508	8	6	29	41		13	22	667
Manitoba	1	1			1	14	46	1	8	10	1		1	84
Saskatchewan		1	1		1	11	3	27	9	4		1	4	62
Alberta	1	5		1	3	36	3	7	139	38		1	8	242
British Columbia	2	2		1	2	14	1		16	85		2	5	130
Canadian M.D. Graduates Subtotal	37	51	4	41	454	652	63	42	219	199	1	28	99	1890
International Medical Graduates	10	9		17	24	196	20	20	58	42		5	91	492
Total	47	60	4	58	478	848	83	62	277	241	1	33	190	2382

**TABLE D-4
NATIONAL DATA
POST-M.D. TRAINEES EXITING CANADIAN TRAINING PROGRAMS IN JULY, 2010
AT THE COMPLETION OF POST-M.D. TRAINING
(CANADIAN CITIZENS AND PERMANENT RESIDENTS ONLY - VISA TRAINEES NOT INCLUDED)
LOCATION OF POST-M.D. TRAINING
BY**

GEOGRAPHIC LOCATION, 2012 CMA MASTERFILE

Location of Post-M.D. Training	Geographic Location, 2012													Total
	NFLD	NS	PEI	NB	QUE	ONT	MAN	SASK	ALTA	BC	N.T.	USA	NOT LOC.	
Memorial University	31	1		1	1	3	1		1	1		2		42
Dalhousie University		40	3	19		10	1	1	5	2		4	4	90
Université Laval				3	99	2						1	17	122
Université de Sherbrooke		1		20	73					1			12	107
Université de Montréal		1			172	6		1				1	31	212
McGill University		1		1	91	12	3	2	4	2		1	11	128
QUEBEC SUBTOTAL		3		24	435	20	3	3	4	3		3	71	569
University of Ottawa	3	1		2	4	120	3	3	7	6		3	8	160
Queen's University		1			1	65	1	1	1	2		3	4	79
University of Toronto	2	2		4	17	333	7	6	12	13		8	43	447
McMaster University		4		4	2	116		2	2	2		2	14	146
University of Western Ontario	2			1		94		2	2	5		2	5	113
Northern Ontario School of Medicine					32			1					1	34
ONTARIO SUBTOTAL	7	8		11	24	760	11	15	22	28		18	75	979
University of Manitoba	1					7	61	3	7	7		2	4	92
University of Saskatchewan						8		32	7	4			1	52
University of Alberta	4	1				6	1	3	123	12			14	164
University of Calgary		2		3	2	8	1	1	96	15		1	9	138
ALBERTA SUBTOTAL	4	3		3	2	14	2	4	219	27		1	23	302
University of British Columbia	4	5	1		16	26	4	4	12	169		3	12	256
Total	47	60	4	58	478	848	83	62	277	241	1	33	190	2382

Section E

Time Series 2008-09 to 2012-13

**TABLE E-1
POST-M.D. TRAINEES IN BRITISH COLUMBIA TRAINING PROGRAMS
BY
FIELD OF POST-M.D. TRAINING
LOCATION OF UNIVERSITY WHICH AWARDED THE M.D. DEGREE
2008/09 to 2012/13**

Field of Post-M.D. Training	2008			2009			2010			2011			2012		
	Canada	Outside Canada	Total	Canada	Outside Canada	Total	Canada	Outside Canada	Total	Canada	Outside Canada	Total	Canada	Outside Canada	Total
Family Medicine	195	29	224	204	36	240	218	34	252	237	35	272	230	56	286
Row %	87.1%	12.9%	100.0%	85.0%	15.0%	100.0%	86.5%	13.5%	100.0%	87.1%	12.9%	100.0%	80.4%	19.6%	100.0%
Medical Specialties	487	229	716	514	267	781	540	255	795	571	240	811	594	186	780
Row %	68.0%	32.0%	100.0%	65.8%	34.2%	100.0%	67.9%	32.1%	100.0%	70.4%	29.6%	100.0%	76.2%	23.8%	100.0%
Lab Medicine Specialties	25	19	44	31	20	51	26	20	46	28	22	50	28	22	50
Row %	56.8%	43.2%	100.0%	60.8%	39.2%	100.0%	56.5%	43.5%	100.0%	56.0%	44.0%	100.0%	56.0%	44.0%	100.0%
Surgical Specialties	199	53	252	206	52	258	204	62	266	209	53	262	204	58	262
Row %	79.0%	21.0%	100.0%	79.8%	20.2%	100.0%	76.7%	23.3%	100.0%	79.8%	20.2%	100.0%	77.9%	22.1%	100.0%
Total	906	330	1236	955	375	1330	988	371	1359	1045	350	1395	1056	322	1378
Row %	73.3%	26.7%	100.0%	71.8%	28.2%	100.0%	72.7%	27.3%	100.0%	74.9%	25.1%	100.0%	76.6%	23.4%	100.0%

**TABLE E-2
POST-M.D. TRAINEES IN BRITISH COLUMBIA TRAINING PROGRAMS
BY
FIELD OF POST-M.D. TRAINING
SOURCE OF FUNDING
2008/09 to 2012/13**

Field of Post-M.D. Training	2008			2009			2010			2011			2012		
	Reg. Min. Funds	Other Funds	Total	Reg. Min. Funds	Other Funds	Total	Reg. Min. Funds	Other Funds	Total	Reg. Min. Funds	Other Funds	Total	Reg. Min. Funds	Other Funds	Total
Family Medicine	217	7	224	236	4	240	248	4	252	263	9	272	278	8	286
Row %	96.9%	3.1%	100.0%	98.3%	1.7%	100.0%	98.4%	1.6%	100.0%	96.7%	3.3%	100.0%	97.2%	2.8%	100.0%
Medical Specialties	489	227	716	541	240	781	564	231	795	589	222	811	605	175	780
Row %	68.3%	31.7%	100.0%	69.3%	30.7%	100.0%	70.9%	29.1%	100.0%	72.6%	27.4%	100.0%	77.6%	22.4%	100.0%
Lab Medicine Specialties	28	16	44	39	12	51	36	10	46	37	13	50	37	13	50
Row %	63.6%	36.4%	100.0%	76.5%	23.5%	100.0%	78.3%	21.7%	100.0%	74.0%	26.0%	100.0%	74.0%	26.0%	100.0%
Surgical Specialties	192	60	252	193	65	258	191	75	266	195	67	262	193	69	262
Row %	76.2%	23.8%	100.0%	74.8%	25.2%	100.0%	71.8%	28.2%	100.0%	74.4%	25.6%	100.0%	73.7%	26.3%	100.0%
Total	926	310	1236	1009	321	1330	1039	320	1359	1084	311	1395	1113	265	1378
Row %	74.9%	25.1%	100.0%	75.9%	24.1%	100.0%	76.5%	23.5%	100.0%	77.7%	22.3%	100.0%	80.8%	19.2%	100.0%

TABLE E-3
GRADUATES OF CANADIAN MEDICAL SCHOOLS
EXITING FROM BRITISH COLUMBIA TRAINING PROGRAMS AT THE COMPLETION OF TRAINING
FIELD OF POST-M.D. TRAINING (DURING LAST YEAR OF TRAINING)
EXITING POST-M.D. TRAINING, 2008 to 2012

Field of Post-M.D. Training	2008		2009		2010		2011		2012	
	Count	Col %	Count	Col %	Count	Col %	Count	Col %	Count	Col %
Family Medicine	72	40.4%	82	40.6%	81	36.5%	87	37.8%	98	37.5%
Medical Specialties	69	38.8%	83	41.1%	94	42.3%	98	42.6%	114	43.7%
Lab Medicine Specialties	2	1.1%	4	2.0%	6	2.7%	3	1.3%	5	1.9%
Surgical Specialties	35	19.7%	33	16.3%	41	18.5%	42	18.3%	44	16.9%
Total	178	100.0%	202	100.0%	222	100.0%	230	100.0%	261	100.0%

TABLE E-4
INTERNATIONAL MEDICAL GRADUATES
EXITING FROM BRITISH COLUMBIA TRAINING PROGRAMS AT THE COMPLETION OF TRAINING
FIELD OF POST-M.D. TRAINING (DURING LAST YEAR OF TRAINING)
BY
LEGAL STATUS
EXITING POST-M.D. TRAINING, 2008 to 2012

Field of Post-M.D. Training	2008			2009			2010			2011			2012		
	CC/PR	Visa	Total	CC/PR	Visa	Total	CC/PR	Visa	Total	CC/PR	Visa	Total	CC/PR	Visa	Total
Family Medicine	14	0	14	12	1	13	18	0	18	18	1	19	16	0	16
Col %	53.8%	.0%	9.2%	54.5%	.9%	9.4%	52.9%	.0%	11.0%	46.2%	.7%	10.2%	35.6%	.0%	8.3%
Medical Specialties	11	90	101	6	82	88	12	100	112	15	102	117	24	110	134
Col %	42.3%	70.9%	66.0%	27.3%	70.1%	63.3%	35.3%	76.9%	68.3%	38.5%	69.4%	62.9%	53.3%	74.3%	69.4%
Lab Medicine Specialties	0	2	2	2	2	4	1	4	5	0	6	6	4	4	8
Col %	.0%	1.6%	1.3%	9.1%	1.7%	2.9%	2.9%	3.1%	3.0%	.0%	4.1%	3.2%	8.9%	2.7%	4.1%
Surgical Specialties	1	35	36	2	32	34	3	26	29	6	38	44	1	34	35
Col %	3.8%	27.6%	23.5%	9.1%	27.4%	24.5%	8.8%	20.0%	17.7%	15.4%	25.9%	23.7%	2.2%	23.0%	18.1%
Total	26	127	153	22	117	139	34	130	164	39	147	186	45	148	193
Col %	100.0%	100.0%	100.0%	100.0%	100.0%	100.0%	100.0%	100.0%	100.0%	100.0%	100.0%	100.0%	100.0%	100.0%	100.0%

CC/PR: Canadian Citizens and Permanent Residents

Section F

**M.D. Graduates From the Province of British Columbia
Registered in Canadian Post-M.D. Training Programs**

Section F

AFMC Data

**M.D. Degrees Awarded by Canadian Universities 1982 to 2012
By University Awarding M.D.
(Calendar Year Totals)**

Year Année	University and Province / Université et Province																			Total	
	NL	NS	Québec					Ontario					Man	Sask	Alberta		BC				
	Mem	Dal	Lav	Sher	Mtl	McG	Total	Ott	Qns	Tor	McM	UWO	NOS	Total	Man	Sask	Alta	Cal	Total		UBC
1982	58	96	141	92	199	156	588	72	72	245	98	105	..	592	86	54	121	71	192	90	1756
1983	55	94	155	93	194	152	594	87	75	243	100	103	..	608	104	61	118	68	186	92	1794
1984	48	92	152	90	197	155	594	75	80	236	94	105	..	590	91	57	113	71	184	117	1773
1985	57	90	163	97	197	154	611	88	78	247	106	103	..	622	95	58	113	69	182	120	1835
1986	52	85	138	96	192	155	581	78	70	240	100	103	..	591	92	58	109	69	178	121	1758
1987	49	98	129	108	174	155	566	82	71	239	97	100	..	589	92	61	115	72	187	124	1766
1988	55	94	137	103	186	152	578	74	73	244	105	109	..	605	89	57	120	65	185	118	1781
1989	54	97	125	85	173	154	537	77	70	236	102	102	..	587	93	57	104	70	174	123	1722
1990	56	90	121	95	162	148	526	78	71	245	99	100	..	593	86	54	116	74	190	113	1708
1991	58	91	119	86	158	152	515	83	73	251	98	99	..	604	76	54	115	68	183	123	1704
1992	59	81	145	89	170	154	558	77	72	246	98	104	..	597	82	55	123	73	196	121	1749
1993	51	83	112	94	158	144	508	84	72	248	102	105	..	611	81	64	117	72	189	115	1702
1994	55	86	112	97	158	145	512	75	74	242	90	106	..	587	79	64	121	70	191	112	1686
1995	63	83	129	92	178	146	545	90	71	253	100	93	..	607	85	55	111	70	181	120	1739
1996	54	85	128	101	158	137	524	78	71	242	100	95	..	586	76	62	113	67	180	118	1685
1997	55	81	132	91	161	136	520	80	73	174	89	94	..	510	69	55	112	57	169	118	1577
1998	57	87	133	96	154	127	510	87	78	167	107	93	..	532	68	54	103	71	174	122	1604
1999	59	81	148	90	148	114	500	79	73	181	97	98	..	528	71	50	108	72	180	125	1594
2000	60	90	108	87	160	109	464	84	75	167	103	101	..	530	74	58	105	74	179	123	1578
2001	59	88	106	84	142	105	437	84	75	175	93	105	..	532	72	56	108	76	184	109	1537
2002	59	87	117	91	137	112	457	83	70	164	101	98	..	516	69	55	104	77	181	119	1543
2003	62	91	120	104	149	125	498	91	81	179	114	104	..	569	74	54	104	93	197	114	1659
2004	61	90	130	98	168	132	528	95	79	188	129	109	..	600	75	53	122	112	234	116	1757
2005	63	89	140	113	175	135	563	123	90	189	135	126	..	663	82	57	129	101	230	131	1878
2006	56	84	151	124	186	148	609	135	100	190	142	135	..	702	89	56	125	110	235	126	1957
2007	58	101	178	137	201	156	672	134	97	204	135	132	..	702	87	64	135	105	240	123	2047
2008	59	96	158	146	220	168	692	132	97	189	153	132	..	703	88	59	125	105	230	195	2122
2009	63	93	186	152	253	171	762	153	102	206	149	133	55	798	90	60	126	127	253	220	2339
2010	61	105	202	189	236	179	806	147	99	223	156	139	52	816	105	57	140	143	283	216	2449
2011	65	95	195	183	258	164	800	152	97	223	181	144	59	856	95	72	143	154	297	248	2528
2012	59	104	214	183	261	174	832	156	101	225	191	148	54	875	106	82	152	174	326	263	2647

Source: AFMC, Canadian Medical Education Statistics

**TABLE F-1
ALL M.D. GRADUATES OF UNIVERSITY OF BRITISH COLUMBIA
REGISTERED IN CANADIAN POST-M.D. TRAINING PROGRAMS IN 2012
BY
FIELD OF POST-M.D. TRAINING
YEAR OF RECEIPT OF THE M.D. DEGREE**

Field of Post-M.D. Training	Year of Receipt of the M.D. Degree											Total	
	1992	2002	2003	2004	2005	2006	2007	2008	2009	2010	2011		2012
Family Medicine								1	1	10	89	100	201
Emergency Medicine (CFPC)								1	1	8	1		11
Care of the Elderly (CFPC)								1	2	1			1
Enhanced Skills: Other Fam. Med. Training								1	4	4			7
FAMILY MEDICINE SUBTOTAL								3	4	23	90	100	220
Palliative Medicine										1			1
TRAINING FOLLOWING FAMILY MEDICINE OR SPECIALTY SUBTOTAL										1			1
Anesthesiology							1	10	21	19	18	16	85
Public Health and Preventive Medicine						1	1	1		1	2		5
Dermatology							2	2	3	2	1	2	10
Diagnostic Radiology				2			9	9	13	9	9	10	53
Emergency Medicine (RCPSC)							2	2	4	6	6	6	24
Critical Care (Emergency Med.)				1									1
Internal Medicine								1	6	40	43	37	128
Cardiology (Int.Med.)					1			3	4				14
Clin. Imm./Allergy (Int.Med.)								2	1				3
Clin. Pharmacology and Toxicology (Int.Med.)					1			3					1
Critical Care (Int.Med)								1					4
Endocrinology/Met. (Int.Med.)								2	1				3
Gastroenterology (Int.Med.)	1							2	1				4
General Internal Medicine					1			2	5				10
Geriatric Medicine (Int.Med.)								1					3
Hematology (Int.Med.)							1	1					2
Infectious Diseases (Int.Med.)								3	1				4
Medical Oncology (Int.Med.)								1	2				3
Nephrology (Int.Med.)								1	2				3

(continued)

**TABLE F-1
ALL M.D. GRADUATES OF UNIVERSITY OF BRITISH COLUMBIA
REGISTERED IN CANADIAN POST-M.D. TRAINING PROGRAMS IN 2012
FIELD OF POST-M.D. TRAINING
BY
YEAR OF RECEIPT OF THE M.D. DEGREE**

Field of Post-M.D. Training	Year of Receipt of the M.D. Degree												Total
	1992	2002	2003	2004	2005	2006	2007	2008	2009	2010	2011	2012	
Respirology (Int.Med.)							1	3	2				6
Rheumatology (Int.Med.)						1		1	2				4
Medical Genetics						1	1	1	1		1		4
Neurology						2	4	1	1	3	4	5	19
Neurology (Pediatrics)			1		1							1	3
Nuclear Medicine					1	2			1				4
Pediatrics							6	8	9	11		12	46
Clin. Imm./Allergy (Ped.)						1	1						2
Critical Care (Ped.)				1									1
Hematology/Oncology (Ped.)							1						1
Neonatal-Perinatal Med. (Ped.)						1							1
Respirology (Ped.)						1							1
Physical Medicine & Rehab.						3	3	2	4			4	13
Psychiatry				1	1	3	3	12	16	14	9	19	78
Forensic Psychiatry						1		1	8	3	5	1	18
Radiation Oncology								1					1
MEDICAL SPECIALTIES SUBTOTAL	1		1	5	6	14	19	79	105	110	109	113	562
Anatomical Pathology				1			1	4	2	2	3	2	15
General Pathology									2	1	1	1	5
Hematological Pathology									1				1
Medical Biochemistry										2			2
Medical Microbiology								2	1		1		4
LAB MEDICINE SPECIALTIES SUBTOTAL				1			1	6	6	5	5	3	27
Cardiac Surgery											1		1
General Surgery						1	2	11	6	6	8	11	45
Gen. Surgical Oncology					1								1

(continued)

**TABLE F-1
ALL M.D. GRADUATES OF UNIVERSITY OF BRITISH COLUMBIA
REGISTERED IN CANADIAN POST-M.D. TRAINING PROGRAMS IN 2012
FIELD OF POST-M.D. TRAINING
BY
YEAR OF RECEIPT OF THE M.D. DEGREE**

Field of Post-M.D. Training	Year of Receipt of the M.D. Degree											Total	
	1992	2002	2003	2004	2005	2006	2007	2008	2009	2010	2011		2012
Thoracic Surgery				1									1
Vascular Surgery											1		1
Neurosurgery			1				1		3		3		8
Obstetrics/Gynecology						1	6	8		8	7	7	38
Maternal-Fetal Med. (Ob.)					1								1
Ophthalmology							1	5	3	5	5	3	17
Otolaryngology - Head and Neck Surgery							1	3	2	4	4	1	11
Orthopedic Surgery		1				2	4	5	5	7	7	4	34
Plastic Surgery							2	5	5	3	3	3	13
Urology							2	5	2	2	2	5	17
SURGICAL SPECIALTIES SUBTOTAL		1	1	1	2	4	11	27	40	26	41	34	188
Total	1	1	2	7	8	18	31	115	155	165	245	250	998

TABLE F-2a
ALL M.D. GRADUATES FROM THE PROVINCE OF BRITISH COLUMBIA
REGISTERED IN CANADIAN POST-M.D. TRAINING PROGRAMS IN 2012
BY
YEAR OF RECEIPT OF THE M.D. DEGREE
PROVINCE PROVIDING POST-M.D. TRAINING

Year M.D. Degree Received	Newfoundland		Maritimes		Quebec		Ontario		Manitoba		Saskatchewan		Alberta		British Columbia		Total	
	Count	Row %	Count	Row %	Count	Row %	Count	Row %	Count	Row %	Count	Row %	Count	Row %	Count	Row %	Count	Row %
1992															1	100.0%	1	100.0%
2002							1	100.0%									1	100.0%
2003							1	50.0%									1	50.0%
2004							1	14.3%									6	85.7%
2005			1	12.5%	1	12.5%	3	37.5%									1	12.5%
2006			1	5.6%	1	5.6%	3	16.7%	1	5.6%							10	55.6%
2007			1	3.2%	1	3.2%	13	41.9%									13	41.9%
2008	1	.9%	3	2.6%	2	1.7%	28	24.3%									71	61.7%
2009	4	2.6%	9	5.8%	2	1.3%	26	16.8%	3	1.9%	10	6.5%	20	12.9%	81	52.3%	155	100.0%
2010	1	.6%	8	4.8%	4	2.4%	31	18.8%	6	3.6%	6	3.6%	36	21.8%	73	44.2%	165	100.0%
2011	2	.8%	10	4.1%	5	2.0%	44	18.0%	6	2.4%	11	4.5%	41	16.7%	126	51.4%	245	100.0%
2012	2	.8%	9	3.6%	4	1.6%	51	20.4%	1	.4%	7	2.8%	56	22.4%	120	48.0%	250	100.0%
Total	10	1.0%	42	4.2%	20	2.0%	202	20.2%	17	1.7%	36	3.6%	168	16.8%	503	50.4%	998	100.0%

**TABLE F-2b
 ALL M.D. GRADUATES FROM THE PROVINCE OF BRITISH COLUMBIA
 REGISTERED IN CANADIAN POST-M.D. TRAINING PROGRAMS IN 2012
 YEAR OF RECEIPT OF THE M.D. DEGREE
 BY
 REGION OF POST-M.D. TRAINING**

Year M.D. Degree Received	Atlantic		Quebec		Ontario		Western		Total	
	Count	Row %	Count	Row %	Count	Row %	Count	Row %	Count	Row %
1992							1	100.0%	1	100.0%
2002					1	100.0%			1	100.0%
2003					1	50.0%	1	50.0%	2	100.0%
2004					1	14.3%	6	85.7%	7	100.0%
2005	1	12.5%	1	12.5%	3	37.5%	3	37.5%	8	100.0%
2006	1	5.6%	1	5.6%	3	16.7%	13	72.2%	18	100.0%
2007	1	3.2%	1	3.2%	13	41.9%	16	51.6%	31	100.0%
2008	4	3.5%	2	1.7%	28	24.3%	81	70.4%	115	100.0%
2009	13	8.4%	2	1.3%	26	16.8%	114	73.5%	155	100.0%
2010	9	5.5%	4	2.4%	31	18.8%	121	73.3%	165	100.0%
2011	12	4.9%	5	2.0%	44	18.0%	184	75.1%	245	100.0%
2012	11	4.4%	4	1.6%	51	20.4%	184	73.6%	250	100.0%
Total	52	5.2%	20	2.0%	202	20.2%	724	72.5%	998	100.0%

TABLE F-3a
2006 M.D. GRADUATES FROM THE PROVINCE OF BRITISH COLUMBIA
REGISTERED IN CANADIAN POST-M.D. TRAINING PROGRAMS IN 2006
FIELD OF POST-M.D. TRAINING
BY
PROVINCE PROVIDING POST-M.D. TRAINING (2006)

Field of Post-M.D. Training	Province Providing Post-M.D. Training								
	Nfld.	Maritimes	Quebec	Ontario	Manitoba	Sask.	Alberta	British Columbia	Total
Family Medicine	2	2	1	6			7	28	46
FAMILY MEDICINE SUBTOTAL	2	2	1	6			7	28	46
Anesthesiology				2	1			5	8
Public Health and Preventive Medicine								1	1
Diagnostic Radiology		1		1				4	6
Emergency Medicine (RCPC)				1	1		1	1	4
Internal Medicine			1	2			1	10	14
Medical Genetics								1	1
Neurology							1	2	3
Pediatrics		1		1				3	5
Psychiatry								8	8
Radiation Oncology				1				1	2
MEDICAL SPECIALTIES SUBTOTAL		2	1	8	2		3	36	52
General Pathology								2	2
LAB MEDICINE SPECIALTIES SUBTOTAL								2	2
General Surgery				1				3	4
Neurosurgery								1	1
Obstetrics/Gynecology						1		4	5
Ophthalmology								2	2
Otolaryngology - Head and Neck Surgery		1							1
Orthopedic Surgery								3	3
Plastic Surgery		1						1	2
Urology		1						2	3
SURGICAL SPECIALTIES SUBTOTAL		3		1		1		16	21
Total	2	7	2	15	2	1	10	82	121

TABLE F-3b
2006 M.D. GRADUATES FROM THE PROVINCE OF BRITISH COLUMBIA
REGISTERED IN CANADIAN POST-M.D. TRAINING PROGRAMS IN 2007
FIELD OF POST-M.D. TRAINING
BY
PROVINCE PROVIDING POST-M.D. TRAINING (2007)

Field of Post-M.D. Training	Province Providing Post-M.D. Training								
	Nfld.	Maritimes	Quebec	Ontario	Manitoba	Sask.	Alberta	British Columbia	Total
Family Medicine	2	2	1	6			8	27	46
FAMILY MEDICINE SUBTOTAL	2	2	1	6			8	27	46
Anesthesiology				2	1			5	8
Public Health and Preventive Medicine								1	1
Diagnostic Radiology		1		1				4	6
Emergency Medicine (RCPSC)				1	1		1	1	4
Internal Medicine				2			2	10	14
Medical Genetics								1	1
Neurology	1		1				1	2	5
Pediatrics		1		1				3	5
Physical Medicine & Rehab.								1	1
Psychiatry								8	8
Radiation Oncology				1				1	2
MEDICAL SPECIALTIES SUBTOTAL	1	2	1	8	2		4	37	55
General Pathology								2	2
Medical Biochemistry								1	1
LAB MEDICINE SPECIALTIES SUBTOTAL								3	3
General Surgery				1				3	4
Neurosurgery								1	1
Obstetrics/Gynecology						1		4	5
Ophthalmology								2	2
Otolaryngology - Head and Neck Surgery		1							1
Orthopedic Surgery								3	3
Plastic Surgery		1						1	2
Urology		1						2	3
SURGICAL SPECIALTIES SUBTOTAL		3		1		1		16	21
Total	3	7	2	15	2	1	12	83	125

TABLE F-3c
2006 M.D. GRADUATES FROM THE PROVINCE OF BRITISH COLUMBIA
REGISTERED IN CANADIAN POST-M.D. TRAINING PROGRAMS IN 2008
FIELD OF POST-M.D. TRAINING
BY
PROVINCE PROVIDING POST-M.D. TRAINING (2008)

Field of Post-M.D. Training	Province Providing Post-M.D. Training								
	Nfld.	Maritimes	Quebec	Ontario	Manitoba	Sask.	Alberta	British Columbia	Total
Family Medicine							1	5	6
Emergency Medicine (CFPC)			2				3	1	6
Enhanced Skills: Other Fam. Med. Training								1	1
FAMILY MEDICINE SUBTOTAL			2				4	7	13
Anesthesiology				2	1			5	8
Public Health and Preventive Medicine								1	1
Diagnostic Radiology		1		1				4	6
Emergency Medicine (RCPSC)				1	1		1	1	4
Internal Medicine				2			2	10	14
Medical Genetics								1	1
Neurology	1		1				1	2	5
Pediatrics		1		1				3	5
Physical Medicine & Rehab.								1	1
Psychiatry								8	8
Radiation Oncology				1					1
MEDICAL SPECIALTIES SUBTOTAL	1	2	1	8	2		4	36	54
Hematological Pathology								1	1
Medical Biochemistry								1	1
LAB MEDICINE SPECIALTIES SUBTOTAL								2	2
General Surgery				1				3	4
Neurosurgery								1	1
Obstetrics/Gynecology						1		4	5
Ophthalmology								2	2
Otolaryngology - Head and Neck Surgery		1							1
Orthopedic Surgery								3	3
Plastic Surgery		1						1	2
Urology		1						2	3
SURGICAL SPECIALTIES SUBTOTAL		3		1		1		16	21
Total	1	5	3	9	2	1	8	61	90

TABLE F-3d
2006 M.D. GRADUATES FROM THE PROVINCE OF BRITISH COLUMBIA
REGISTERED IN CANADIAN POST-M.D. TRAINING PROGRAMS IN 2009
FIELD OF POST-M.D. TRAINING
BY
PROVINCE PROVIDING POST-M.D. TRAINING (2009)

Field of Post-M.D. Training	Province Providing Post-M.D. Training								
	Nfld.	Maritimes	Quebec	Ontario	Manitoba	Sask.	Alberta	British Columbia	Total
Family Medicine								1	1
Emergency Medicine (CFPC)								1	1
FAMILY MEDICINE SUBTOTAL								2	2
Anesthesiology				2	1			5	8
Public Health and Preventive Medicine								1	1
Diagnostic Radiology		1		1				4	6
Emergency Medicine (RCPSC)				1	1		1	1	4
Internal Medicine				2			4	2	8
Cardiology (Int.Med.)				1			1	2	4
Geriatric Medicine (Int.Med.)								1	1
Nephrology (Int.Med.)								1	1
Respirology (Int.Med.)								1	1
Medical Genetics								1	1
Neurology	1		1				1	2	5
Pediatrics		1		1				1	3
Nephrology (Ped.)								1	1
Rheumatology (Ped.)								1	1
Physical Medicine & Rehab.								1	1
Psychiatry								8	8
Radiation Oncology				1					1
MEDICAL SPECIALTIES SUBTOTAL	1	2	1	9	2		7	33	55
Hematological Pathology								1	1
Medical Biochemistry								1	1
LAB MEDICINE SPECIALTIES SUBTOTAL								2	2
General Surgery				1				3	4
Neurosurgery								1	1
Obstetrics/Gynecology						1		4	5
Ophthalmology								2	2
Otolaryngology - Head and Neck Surgery		1							1
Orthopedic Surgery								3	3
Plastic Surgery		1						1	2
Urology		1						2	3
SURGICAL SPECIALTIES SUBTOTAL		3		1		1		16	21
Total	1	5	1	10	2	1	7	53	80

TABLE F-3e
2006 M.D. GRADUATES FROM THE PROVINCE OF BRITISH COLUMBIA
REGISTERED IN CANADIAN POST-M.D. TRAINING PROGRAMS IN 2010
FIELD OF POST-M.D. TRAINING
BY
PROVINCE PROVIDING POST-M.D. TRAINING (2010)

Field of Post-M.D. Training	Province Providing Post-M.D. Training								
	Nfld.	Maritimes	Quebec	Ontario	Manitoba	Sask.	Alberta	British Columbia	Total
Family Medicine								1	1
Emergency Medicine (CFPC)								1	1
FAMILY MEDICINE SUBTOTAL								2	2
Anesthesiology				2	1			5	8
Public Health and Preventive Medicine								1	1
Diagnostic Radiology				1				4	5
Emergency Medicine (RCPSC)				1	1		1	1	4
Internal Medicine							1	3	4
Cardiology (Int.Med.)				1			1	2	4
Critical Care (Int.Med.)								1	1
Geriatric Medicine (Int.Med.)								1	1
Nephrology (Int.Med.)								2	2
Respirology (Int.Med.)								1	1
Medical Genetics								1	1
Neurology	1		1				1	2	5
Nuclear Medicine		1							1
Hematology/Oncology (Ped.)		1							1
Nephrology (Ped.)								1	1
Rheumatology (Ped.)				1				1	2
Physical Medicine & Rehab.								1	1
Psychiatry								8	8
Radiation Oncology				1					1
MEDICAL SPECIALTIES SUBTOTAL	1	2	1	7	2		4	35	52
Hematological Pathology								1	1
Medical Biochemistry								1	1
LAB MEDICINE SPECIALTIES SUBTOTAL								2	2
General Surgery				1				3	4
Neurosurgery								1	1
Obstetrics/Gynecology						1		4	5
Ophthalmology								2	2
Otolaryngology - Head and Neck Surgery		1							1
Orthopedic Surgery								3	3
Plastic Surgery		1						1	2
Urology		1						2	3
SURGICAL SPECIALTIES SUBTOTAL		3		1		1		16	21
Total	1	5	1	8	2	1	4	55	77

TABLE F-3f
2006 M.D. GRADUATES FROM THE PROVINCE OF BRITISH COLUMBIA
REGISTERED IN CANADIAN POST-M.D. TRAINING PROGRAMS IN 2011
FIELD OF POST-M.D. TRAINING
BY
PROVINCE PROVIDING POST-M.D. TRAINING (2011)



Field of Post-M.D. Training	Province Providing Post-M.D. Training							Total
	Nfld.	Maritimes	Ontario	Manitoba	Sask.	Alberta	British Columbia	
Family Medicine							1	1
Emergency Medicine (CFPC)							1	1
FAMILY MEDICINE SUBTOTAL							2	2
Palliative Medicine							1	1
TRAINING FOLLOWING FAMILY MEDICINE OR SPECIALTY SUBTOTAL							1	1
Anesthesiology			1	1			4	6
Diagnostic Radiology							2	2
Critical Care (Emergency Med.)			1					1
Internal Medicine						1	1	2
Cardiology (Int.Med.)			1			1	2	4
Critical Care (Int.Med)							1	1
Nephrology (Int.Med.)							1	1
Medical Genetics							1	1
Neurology	1					1	1	3
Nuclear Medicine		1					1	2
Nephrology (Ped.)							1	1
Rheumatology (Ped.)			1					1
Psychiatry							3	3
Radiation Oncology			1					1
MEDICAL SPECIALTIES SUBTOTAL	1	1	5	1		3	18	29
Hematological Pathology							1	1
Medical Biochemistry							1	1
LAB MEDICINE SPECIALTIES SUBTOTAL							2	2
General Surgery							3	3
Gen. Surgical Oncology			1					1
Neurosurgery							1	1
Obstetrics/Gynecology					1		2	3
Ophthalmology							1	1
Orthopedic Surgery							1	1
Urology			1					1
SURGICAL SPECIALTIES SUBTOTAL			2		1		8	11
Total	1	1	7	1	1	3	31	45

TABLE F-3g
2006 M.D. GRADUATES FROM THE PROVINCE OF BRITISH COLUMBIA
REGISTERED IN CANADIAN POST-M.D. TRAINING PROGRAMS IN 2012
FIELD OF POST-M.D. TRAINING
BY
PROVINCE PROVIDING POST-M.D. TRAINING (2012)

Field of Post-M.D. Training	Province Providing Post-M.D. Training							Total
	Maritimes	Quebec	Ontario	Manitoba	Sask.	Alberta	British Columbia	
Diagnostic Radiology							1	1
Critical Care (Emergency Med.)			1					1
Cardiology (Int.Med.)			1			1		2
General Internal Medicine							1	1
Rheumatology (Int.Med.)		1						1
Medical Genetics							1	1
Neurology							2	2
Nuclear Medicine	1						1	2
Psychiatry							3	3
MEDICAL SPECIALTIES SUBTOTAL	1	1	2			1	9	14
General Surgery							1	1
Obstetrics/Gynecology					1			1
Orthopedic Surgery			1	1				2
SURGICAL SPECIALTIES SUBTOTAL			1	1	1		1	4
Total	1	1	3	1	1	1	10	18



265 Carling Ave, Suite 800
Ottawa, ON Canada K1S 2E1

 613-730-1204
 613-730-1196

caper@afmc.ca
www.caper.ca

Copyright © AFMC2013
Droits d'auteur © AFMC 2013