

EDUCATION REGISTRY
ENREGISTREMENT D'ÉDUCATION

2 2 2 2 3 1 1 1 1 1 1
 3 3 3 2 2 1 3 1 3 1 2 1
 1 1 1 1 1 5 5 5
 1 3 1 3 1 2 1 1 1 1 1 6 1 6
 5 0 6 4 0 7 5 0 5 6 0 6 6 8 9 0
 7 8 0 9 0 2 9 0 6 8 0 6 9 0 5 6
 7 8 9 0 0 4 9 0 4 6 3 0 4 9 2

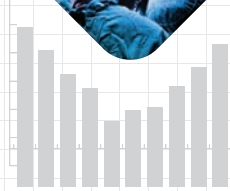
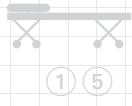
1 2 6 8 9 0 8 8 9 8 9
 0 8 9 8 9 7 8 6 7 6 7 8
 8 9 0 8 9 0 7 8 6 6 5 9 6 6 8 0
 8 9 0 7 6 8 9 5 5 3 4 9 6 5 7
 1 5 6 1 5 4 8 4 5 5 6 4 8 4 6 1 5 8
 8 9 0 7 6 5 6 5 6 7 5 8 6 7 8 9 0 8
 9 0 0 9 4 7 9 4 1 9 4 3 1 9 4 3 1 9
 0 2 8 0 2 8 4 7 4 4 7 9 2 2 9 8 0 9 0 9
 8 9 3 6 7 9 5 6 2 6 7 8 2 8 3 2 9 2 8 3 6 2
 5 3 8 2 2 7 8 2 9 3 7 3 8 3 8 7 9 2 7 2 3 0 2
 4 8 5 0 4 8 0 4 9 8 0 8 9 0 4 6 0 5 4 0

TOTAL

HEALTH SANTÉ
 45 50 261
 857 63 100

ÉTUDES
FORMATION
SANTÉ

EDUCATION
TRAINING
HEALTH



7 4 3 151
 03 107 59 41 35 3 1 349 3
 03 107 59 41 35 3 1 349 3
 11 111 61 61 60 1 7

1 5

EDUCATION
ÉTUDES

EDUCATION
TRAINING
HEALTH

ÉTUDES
FORMATION
SANTÉ

1 2 6 8 9 0 8 8 9 8 9
 0 8 9 8 9 7 8 6 7 6 7 8
 8 9 0 8 9 0 7 8 6 6 5 9 6 6 8 0
 8 9 0 7 6 8 9 5 5 3 4 9 6 5 7
 1 5 6 1 5 4 8 4 5 5 6 4 8 4 6 1 5 8
 8 9 0 7 6 5 6 5 6 7 5 8 6 7 8 9 0 8
 9 0 0 9 4 7 9 4 1 9 4 3 1 9 4 3 1 9
 0 2 8 0 2 8 4 7 4 4 7 9 2 2 9 8 0 9 0 9
 8 9 3 6 7 9 5 6 2 6 7 8 2 8 3 2 9 2 8 3 6 2
 5 3 8 2 2 7 8 2 9 3 7 3 8 3 8 7 9 2 7 2 3 0 2

EDUCATION REGISTRY
ENREGISTREMENT
D'ÉDUCATION

1103
1078
4 5 2

1 2 6 8 9 0 8 8 9 8 9
 0 8 9 8 9 7 8 6 7 6 7 8
 8 9 0 8 9 0 7 8 6 6 5 9 6 6 8 0
 8 9 0 7 6 8 9 5 5 3 4 9 6 5 7
 1 5 6 1 5 4 8 4 5 5 6 4 8 4 6 1 5 8
 8 9 0 7 6 5 6 5 6 7 5 8 6 7 8 9 0 8
 9 0 0 9 4 7 9 4 1 9 4 3 1 9 4 3 1 9
 0 2 8 0 2 8 4 7 4 4 7 9 2 2 9 8 0 9 0 9
 8 9 3 6 7 9 5 6 2 6 7 8 2 8 3 2 9 2 8 3 6 2
 5 3 8 2 2 7 8 2 9 3 7 3 8 3 8 7 9 2 7 2 3 0 2
 8 9 0 7 6 8 9 5 5 3 4 9 6 5 7
 0 2 8 0 2 8 4 7 4 4 7 9 2 2 9 8 0 9 0 9
 8 9 0 7 6 8 9 5 5 3 4 9 6 5 1 2 8 8 9 0 8 8 9 8 9
 0 8 9 8 9 7 8 6 7 6 7 8
 8 9 0 8 9 0 7 8 6 6 5 9 6 6 8 0
 8 9 0 7 6 8 9 5 5 3 4 9 6 5 7
 1 5 6 1 5 4 8 4 5 5 6 4 8 4 6 1 5 8
 8 9 0 7 6 5 6 5 6 7 5 8 6 7 8 9 0 8

2012 – 2013

QUEBEC PROVINCIAL REPORT

Table of Contents

A.	Post-M.D. Trainees Registered in Quebec Training Programs, November 1, 2012 (New Entries to Post-M.D. Training at All Rank Levels)	6
1.	Rank by Country Where M.D. Degree Was Received and Legal Status	7
2.	(Graduates of Canadian Medical Schools) Rank by Year of Receipt of the M.D. Degree	7
B.	2012 Post-M.D. Trainees in Quebec Training Programs	8
1a.	(Regular Ministry Funded Trainees Only) Field of Post-M.D. Training by Rank, Legal Status and Entry Status Université Laval Université de Sherbrooke Université de Montréal McGill University Total	9
1b.	(Trainees Funded by All Sources other than Regular Ministry Funds) Field of Post-M.D. Training by Rank, Legal Status and Entry Status Université Laval Université de Sherbrooke Université de Montréal McGill University Total	22
2.	(Residents Only) Field of Post-M.D. Training by Province Where M.D. Degree Was Earned and International Medical Graduates	31
2i.	(First Year Trainees Only) Field of Post-M.D. Training by Province Where M.D. Degree Was Earned and International Medical Graduates	33
3.	(Residents Only) Field of Post-M.D. Training by Gender	34
C.	Post-M.D. Trainees Exiting Quebec Training Programs in July, 2012 at the Completion of Post-M.D. Training	37
1.	(Graduates of Canadian Medical Schools) Field of Post-M.D. Training by Rank	38
2.	(Graduates of Canadian Medical Schools) Field of Post-M.D. Training by Gender	40
3.	(Graduates of Canadian Medical Schools) Field of Post-M.D. Training (November 1, 2011) of New Entry and Re-entry Groups	42
4.	(International Medical Graduates) Location of Receipt of M.D. Degree by Legal Status	44
4a.	(International Medical Graduates) Field of Post-M.D. Training by Legal Status	46

Table of Contents

5.	(Canadian Citizens and Permanent Residents Only - Visa Trainees not Included) Field of Post-M.D. Training by Rank	49
D.	Post-M.D. Trainees Exiting Quebec Training Programs in July, 2010 at the Completion of Post-M.D. Training (Canadian Citizens and Permanent Residents Only - Visa Trainees Not Included)	51
1.	Field of Post-M.D. Training by Geographic Location, 2012 CMA Masterfile	52
1i.	Post-M.D. Trainees Exiting Canadian Training Programs in July, 2010 at the Completion of Post-M.D. Training with Practice Locations in Quebec, 2012 CMA Masterfile Field of Post-M.D. Training by Province Providing Post-M.D. Training	54
2.	Location of Receipt of the M.D. Degree by Geographic Location, 2012 CMA Masterfile	56
2i.	(M.D. Degree Received in Quebec) Field of Post-M.D. Training Group by Geographic Location, 2012 CMA Masterfile	56
2ii.	(M.D. Degree Received in Other Canadian Provinces) Field of Post-M.D. Training Group by Geographic Location, 2012 CMA Masterfile	57
2iii.	(M.D. Degree Received Outside Canada) Field of Post-M.D. Training Group by Geographic Location, 2012 CMA Masterfile	57
3.	Location of Receipt of the M.D. Degree by Geographic Location, 2012 CMA Masterfile	58
4.	Location of Post-M.D. Training by Geographic Location, 2012 CMA Masterfile	59
E.	Time Series 2008-09 to 2012-13	60
1.	(Post-M.D. Trainees in Quebec Training Programs) Field of Post-M.D. Training Group by Location of University Which Awarded the M.D. Degree 2008-09 to 2012-13	61
2.	(Post-M.D. Trainees in Quebec Training Programs) Field of Post-M.D. Training Group by Source of Funding 2008-09 to 2012-13	61
3.	(Graduates of Canadian Medical Schools Exiting Quebec Training Programs at the Completion of Post-M.D. Training) Field of Post-M.D. Training Group (During Last Year of Training) Exiting Post-M.D. Training in 2008 to 2012	62
4.	(International Medical Graduates Exiting Quebec Training Programs at the Completion of Post-M.D. Training) Field of Post-M.D. Training Group (During Last Year of Training) by Legal Status Exiting Post-M.D. Training in 2008 to 2012	62
F.	M.D. Graduates From the Province of Quebec Registered in Canadian Post-M.D. Training Programs	63
	AFMC Data	64
	M.D. Degrees Awarded by Canadian Universities 1982 to 2012 by University Awarding "M.D." (calendar year totals)	

Table of Contents

1a.	(All M.D. Graduates of Université Laval Registered in Canadian Post-M.D. Training Programs in 2012) Field of Post-M.D. Training by Year of Receipt of the M.D. Degree	65
1b.	(All M.D. Graduates of Université de Sherbrooke Registered in Canadian Post-M.D. Training Programs in 2012) Field of Post-M.D. Training by Year of Receipt of the M.D. Degree	68
1c.	(All M.D. Graduates of Université de Montréal Registered in Canadian Post-M.D. Training Programs in 2012) Field of Post-M.D. Training by Year of Receipt of the M.D. Degree	70
1d.	(All M.D. Graduates of McGill University Registered in Canadian Post-M.D. Training Programs in 2012) Field of Post-M.D. Training by Year of Receipt of the M.D. Degree	73
2a.	(All M.D. Graduates from the Province of Quebec Registered in Canadian Post-M.D. Training Programs in 2012) Year of Receipt of the M.D. Degree by Province Providing Post-M.D. Training	76
2b.	(All M.D. Graduates from the Province of Quebec Registered in Canadian Post-M.D. Training Programs in 2012) Year of Receipt of the M.D. Degree by Region of Post-M.D. Training	77
3a.	(2006 M.D. Graduates from the Province of Quebec Registered in Canadian Post-M.D. Training Programs in 2006) Field of Post-M.D. Training by Province Providing Post-M.D. Training, (2006)	78
3b.	(2006 M.D. Graduates from the Province of Quebec Registered in Canadian Post-M.D. Training Programs in 2007) Field of Post-M.D. Training by Province Providing Post-M.D. Training, (2007)	79
3c.	(2006 M.D. Graduates from the Province of Quebec Registered in Canadian Post-M.D. Training Programs in 2008) Field of Post-M.D. Training by Province Providing Post-M.D. Training, (2008)	80
3d.	(2006 M.D. Graduates from the Province of Quebec Registered in Canadian Post-M.D. Training Programs in 2009) Field of Post-M.D. Training by Province Providing Post-M.D. Training, (2009)	81
3e.	(2006 M.D. Graduates from the Province of Quebec Registered in Canadian Post-M.D. Training Programs in 2010) Field of Post-M.D. Training by Province Providing Post-M.D. Training, (2010)	83
3f.	(2006 M.D. Graduates from the Province of Quebec Registered in Canadian Post-M.D. Training Programs in 2011) Field of Post-M.D. Training by Province Providing Post-M.D. Training, (2011)	85
3g.	(2006 M.D. Graduates from the Province of Quebec Registered in Canadian Post-M.D. Training Programs in 2012) Field of Post-M.D. Training by Province Providing Post-M.D. Training, (2012)	87

Explanatory Notes Concerning the Tables

Section A

New Entries to Post-M.D. Training at all Rank Levels

“New Entries” refer to physicians entering post-M.D. training. These are physicians who have never been recorded previously on the CAPER database. These data are provided to give the reader the base information on the number of new physicians entering post-M.D. training.

Section B

New Entry Trainees - Re-entry Trainees

New entry trainees are physicians who were in training for the first time, ie. they have never had a break in their training. A re-entry trainee is a physician who had previously had a break in training and has therefore already probably spent some time in practice. A re-entry trainee as designated in the tables in Section B can be at any rank level, not only the first year of re-entry to training. This distinction is made to indicate which trainees will be entering practice for the first time and those who will not be “new” physicians when they exit.

The proportion of re-entry trainees in each specialty also indicates which specialties have tended to recruit from the physicians already in practice.

Table B-2i - First Year Trainees

This table contains only the first year trainees - those physicians in training at the R-1 level for the first time. They had never been reported to CAPER in the past. The table gives the initial training field of the leading edge of the group who will become our new physicians in the next 2 - 7 years.

Section C

Post-M.D. Trainees Exiting Training Programs in July, 2012 at the Completion of Post-M.D. Training

The physicians included in this exit group consist of those who left training at a rank level consistent with completion of training. For example, those who left Family medicine training at a rank of R-2 or higher and medical specialties at a rank of R-4 or higher would be included in this group. It is assumed those who left training at lower rank levels were taking a temporary break in training and would be returning to training. The small number of trainees who exited prior to completion of training are not included in the exit group.

(con't)

Section D
Where Did Our Trainees Go (D-1)?
and
Where Did Our New Physicians come from (D-1i) ?

These two tables give two pictures of the geographic mobility of trainees between the time they exited from post M.D. training and where they were located in practice two years later.

Table D-1

This table contains the trainees who exited from training in your province at the completion of training. It shows where they were in practice (according to the CMA masterfile) two years later. It also shows the final training field of your residents.

Table D-1i

This table contains all of the (Canadian citizens/permanent residents) trainees across the country who exited from training two years ago and were subsequently located in your province in July of the current year. Thus, it gives a picture of where the new physicians, who came to work in your province, did their last year of post-M.D. training and the specialties in which they trained.

Section A

Post-M.D. Trainees Registered in Quebec Training Programs

November 1, 2012

(New Entries to Post-M.D. Training at all Rank Levels)

**TABLE A-1
POST-M.D. TRAINEES REGISTERED IN QUEBEC TRAINING PROGRAMS, NOV 1, 2012
(NEW ENTRIES TO POST-M.D. TRAINING AT ALL RANK LEVELS)
RANK
BY
COUNTRY WHERE M.D. DEGREE WAS RECEIVED AND LEGAL STATUS**

Training Rank		Canada		Outside Canada		Total
		CC/PR*	Visa	CC/PR*	Visa	
Residents	R-1	754	2	55	40	851
	R-2	4		3	1	8
	R-3				2	2
	R-4	2		2	6	10
	R-5				2	2
	R-6	1			6	7
	R-7		1			1
	Subtotal	761	3	60	57	881
Fellows	Fellow	2		33	57	92
Total		763	3	93	114	973

**TABLE A-2
POST-M.D. TRAINEES REGISTERED IN QUEBEC TRAINING PROGRAMS, NOV 1, 2012
(NEW ENTRIES TO POST-M.D. TRAINING AT ALL RANK LEVELS)
(GRADUATES OF CANADIAN MEDICAL SCHOOLS)
RANK
BY
YEAR OF RECEIPT OF THE M.D DEGREE**

Training Rank		M.D. Year								Total
		2003	2005	2006	2007	2009	2010	2011	2012	
Residents	R-1				1		1	22	732	756
	R-2							4		4
	R-4				1	1				2
	R-6		1							1
	R-7	1								1
		Subtotal	1	1		2	1	1	26	732
Fellows	Fellow			1					1	2
Total		1	1	1	2	1	1	26	733	766

New Entries: Physicians who have not been reported previously to CAPER.
The CAPER data series began in 1988, Canadian graduates who received the M.D. degree prior to 1988 were not included in these data.

CC/PR: Canadian Citizens and Permanent Residents

Section B

2012 Post-M.D. Trainees in Quebec Training Programs

**TABLE B-1a
2012 POST-M.D. TRAINEES IN QUEBEC TRAINING PROGRAMS
(REGULAR MINISTRY FUNDED TRAINEES ONLY)
FIELD OF POST-M.D. TRAINING
BY
RANK**

Université Laval

Field of Post-M.D. Training	Residents							Total	Legal Status		Entry Status	
	R-1	R-2	R-3	R-4	R-5	R-6	CC/ PR*		Visa	New Entry	Re-Entry	
Family Medicine	106	95						201	199	2	200	1
Emergency Medicine (CFPC)			8					8	8		7	1
Care of the Elderly (CFPC)			3					3	3		3	
Enhanced Skills: Other Fam. Med. Training			6					6	6		6	
FAMILY MEDICINE SUBTOTAL	106	95	17					218	216	2	216	2
Palliative Medicine			1					1	1		1	
TRAINING FOLLOWING FAMILY MEDICINE OR SPECIALTY SUBTOTAL			1					1	1		1	
Anesthesiology	7	9	10	9	9	1		45	45		44	1
Public Health and Preventive Medicine	3	1		2	3			9	9		9	
Dermatology	3	2	4	2	4			15	15		15	
Diagnostic Radiology	8	10	8	7	8			41	41		41	
Emergency Medicine (RCPSC)	5	4	4	5	2			20	20		20	
Critical Care (Emergency Med.)						1		1	1		1	
Internal Medicine	20	33	26					79	79		79	
Cardiology (Int.Med.)				6	5	7		18	18		18	
Gastroenterology (Int.Med.)				4				4	4		4	
General Internal Medicine				11	6			17	17		17	
Geriatric Medicine (Int.Med.)				3	1			4	4		4	
Hematology (Int.Med.)				3	3			6	6		6	
Medical Oncology (Int.Med.)				2		1		3	3		3	
Nephrology (Int.Med.)					1			1	1		1	
Respirology (Int.Med.)				4	1	1		6	6		6	
Rheumatology (Int.Med.)				1	2			3	3		3	
Neurology	2	3	1	2	1			9	9		9	

(continued)

TABLE B-1a
2012 POST-M.D. TRAINEES IN QUEBEC TRAINING PROGRAMS
(REGULAR MINISTRY FUNDED TRAINEES ONLY)
FIELD OF POST-M.D. TRAINING
BY
RANK

Université Laval

Field of Post-M.D. Training	Residents						Total	Legal Status		Entry Status	
	R-1	R-2	R-3	R-4	R-5	R-6		CC/ PR*	Visa	New Entry	Re-Entry
Pediatrics	11	11	9	3	4		38			38	
Neonatal/Perinatal Med. (Ped.)				1	1		2			2	
Physical Medicine & Rehab.	2	2	2	2	2		10			10	
Psychiatry	13	12	8	10	8		51			51	
Radiation Oncology		1	2	2	2		7			7	
MEDICAL SPECIALTIES SUBTOTAL	74	88	74	79	63	11	389			388	1
Anatomical Pathology	4	3	5	4	1		17		1	17	
Medical Biochemistry		1	1	1		1	4			4	
Medical Microbiology	2	2	3	1	3	1	12			12	
LAB MEDICINE SPECIALTIES SUBTOTAL	6	6	9	6	4	2	33			33	
Cardiac Surgery		1	1				2			2	
General Surgery	6	7	12	2	6	1	34		1	34	
Vascular Surgery	1		1				2			2	
Neurosurgery	1	1	1	1	1		5			5	
Obstetrics/Gynecology	6	8	11	3	4		32			32	
Ophthalmology	3	3	3	3	3		15			15	
Otolaryngology - Head and Neck Surgery	2	2	2	3	1		10		1	10	
Orthopedic Surgery	5	5	6	8	2	1	27			27	
Plastic Surgery	1	2					3			3	
Urology	2	2	2	2	2		10			10	
SURGICAL SPECIALTIES SUBTOTAL	27	31	39	22	19	2	140		2	140	
Total	213	220	140	107	86	15	781		5	778	3

* Canadian Citizens and Permanent Residents

TABLE B-1a
2012 POST-M.D. TRAINEES IN QUEBEC TRAINING PROGRAMS
(REGULAR MINISTRY FUNDED TRAINEES ONLY)
FIELD OF POST-M.D. TRAINING
BY
RANK

Université de Sherbrooke

Field of Post-M.D. Training	Residents						Total	Legal Status CC/ PR*	Entry Status	
	R-1	R-2	R-3	R-4	R-5	R-6			New Entry	Re-Entry
Family Medicine	67	72					139	139	139	
Emergency Medicine (CFPC)			12				12	12	12	
Care of the Elderly (CFPC)			1				1	1	1	
FAMILY MEDICINE SUBTOTAL	67	72	13				152	152	152	
Anesthesiology	5	5	10	6	4		30	30	30	
Public Health and Preventive Medicine	2	1	6	2	1		12	12	12	
Dermatology	3						3	3	3	
Diagnostic Radiology	4	4	5	6	3	1	23	23	23	
Internal Medicine	30	28	25				83	83	83	
Cardiology (Int.Med.)				1	4	5	10	10	10	
Endocrinology/Met. (Int.Med.)				2			2	2	2	
Gastroenterology (Int.Med.)				2	3		5	5	5	
General Internal Medicine				8	6		14	14	14	
Geriatric Medicine (Int.Med.)				2			2	2	2	
Hematology (Int.Med.)				2	1		3	3	3	
Medical Oncology (Int.Med.)				1	1	2	4	4	4	
Nephrology (Int.Med.)				1	5		6	6	6	
Respirology (Int.Med.)				2	1		3	3	3	
Rheumatology (Int.Med.)				1	3		4	4	4	
Neurology	4	3	2	4	1		14	14	14	
Nuclear Medicine	2		2	2			6	6	6	
Pediatrics	8	8	8	4			28	28	28	
Psychiatry	11	7	8	9	9		44	44	43	1
MEDICAL SPECIALTIES SUBTOTAL	69	56	66	55	42	8	296	296	295	1

(continued)

TABLE B-1a
2012 POST-M.D. TRAINEES IN QUEBEC TRAINING PROGRAMS
(REGULAR MINISTRY FUNDED TRAINEES ONLY)
FIELD OF POST-M.D. TRAINING
BY
RANK

Université de Sherbrooke

Field of Post-M.D. Training	Residents						Total	Legal Status CC/ PR*	Entry Status	
	R-1	R-2	R-3	R-4	R-5	R-6			New Entry	Re-Entry
Anatomical Pathology	2	2	1	2	3		10	10	9	1
Medical Biochemistry	1			2			3	3	3	
Medical Microbiology	1	2	2	3	2		10	10	10	
LAB MEDICINE SPECIALTIES SUBTOTAL	4	4	3	7	5		23	23	22	1
General Surgery	6	7	6	5	7		31	31	31	
Neurosurgery		2	1	1		1	5	5	5	
Obstetrics/Gynecology	4	7	5	3	6		25	25	25	
Ophthalmology	2	2	2	2	2		10	10	10	
Otolaryngology - Head and Neck Surgery	2	3	1	1	2		9	9	9	
Orthopedic Surgery	5	3	4	5	5		22	22	22	
Plastic Surgery	1	1					2	2	2	
Urology	2	2	2				6	6	6	
SURGICAL SPECIALTIES SUBTOTAL	22	27	21	17	22	1	110	110	110	
Total	162	159	103	79	69	9	581	581	579	2

* Canadian Citizens and Permanent Residents

TABLE B-1a
2012 POST-M.D. TRAINEES IN QUÉBEC TRAINING PROGRAMS
(REGULAR MINISTRY FUNDED TRAINEES ONLY)
FIELD OF POST-M.D. TRAINING
BY
RANK

Université de Montréal

Field of Post-M.D. Training	Residents							Sub-Total	Fellows Fellow	Total	Legal Status		Entry Status	
	R-1	R-2	R-3	R-4	R-5	R-6	R-7				CC/PR*	Visa	New Entry	Re- Entry
Family Medicine	141	106						247		247	245	2	245	2
Emergency Medicine (CFPC)			10					10		10	10		10	
Care of the Elderly (CFPC)			1					1		1	1		1	
Enhanced Skills: Other Fam. Med. Training			1					1		1	1		1	
FAMILY MEDICINE SUBTOTAL	141	106	12					259		259	257	2	257	2
Palliative Medicine						1		1		1	1			1
TRAINING FOLLOWING FAMILY MEDICINE OR SPECIALTY SUBTOTAL						1		1		1	1			1
Anesthesiology	9	8	11	5	11	1		45		45	45		45	
Critical Care (Anes.)						1		1		1	1		1	
Public Health and Preventive Medicine	1	4		1	3			9		9	9		9	
Dermatology	3	4	2	4	4			17		17	17		17	
Diagnostic Radiology	8	10	10	10	12		1	57		57	56	1	56	1
Neuroradiology							2	2		2	1	1	1	
Emergency Medicine (RCPSC)	4	4	5	3	3		1	19		19	19		19	
Pediatric Emergency Medicine								1		1	1		1	
Internal Medicine	33	42	38	9	11	2	4	135		135	134	1	134	1
Cardiology (Int.Med.)				7	4	10		25		26	25	1	26	
Clin. Imm./Allergy (Int.Med.)				2	2			4		4	4		4	
Critical Care (Int.Med)					1	3		4		4	4		4	
Endocrinology/Met. (Int.Med.)				2	4			6		6	6		6	
Gastroenterology (Int.Med.)				4	4			9		9	9		9	
Geriatric Medicine (Int.Med.)				1	4			1		1	1		1	
Hematology (Int.Med.)				5	7	2	1	15		15	14	1	15	
Medical Oncology (Int.Med.)				1	1	4		5		5	5		5	
Nephrology (Int.Med.)				3	1	1		5		5	5		5	
Respirology (Int.Med.)				3	3			6		6	6		6	
Rheumatology (Int.Med.)				3	4			7	1	8	8		8	
Medical Genetics		1		1	1			3		3	3		3	
Neurology	3	4	6	5	6	3		27		27	27		27	
Neurology (Pediatrics)	1	1	1	1	1			5		5	5		5	
Nuclear Medicine	2	1	1	3	2			9		9	9		8	1

(continued)

TABLE B-1a
2012 POST-M.D. TRAINEES IN QUEBEC TRAINING PROGRAMS
(REGULAR MINISTRY FUNDED TRAINEES ONLY)
FIELD OF POST-M.D. TRAINING
BY
RANK

Université de Montréal

Field of Post-M.D. Training	Residents							Fellows Fellow	Total	Legal Status		Entry Status	
	R-1	R-2	R-3	R-4	R-5	R-6	R-7			Sub- Total	CC/PR*	Visa	New Entry
Pediatrics	11	14	11	7	2			45	45			45	
Cardiology (Ped.)					1			1	4			4	
Clin. Imm./Allergy (Ped.)				2				2	3			3	
Critical Care (Ped.)				1	3			4	4			4	
Endocrinology/Met. (Ped.)					2			2	2			2	
Gastroenterology (Ped.)								2	2			2	
Developmental Pediatrics				1	1			2	2			2	
Pediatric Emergency Med. (Ped.)				1	2			3	3			3	
Hematology/Oncology (Ped.)							1	1	2			2	
Infectious Diseases (Ped.)				1				1	1			1	
Neonatal-Perinatal Med. (Ped.)					1			1	1			1	
Physical Medicine & Rehab.	2	2		2	2		1	11	11			11	
Psychiatry	14	10	15	9	15		3	66	66			66	1
Radiation Oncology	1	1	2	2	1			7	7			7	
MEDICAL SPECIALTIES SUBTOTAL	92	106	104	99	114	39	9	563	572	6	568	4	4
Anatomical Pathology	4	1	4	2				11	11			11	
Medical Biochemistry			1		1			2	2			2	
Medical Microbiology	3	2	2	3	4			14	14			14	
Neuropathology				1				1	1			1	
LAB MEDICINE SPECIALTIES SUBTOTAL	7	3	7	6	5			28	28		28		
Cardiac Surgery	1	1		1	1			5	5			5	
General Surgery	7	11	12	10	9		1	49	49			49	
Pediatric Surgery							1	2	2			2	
Vascular Surgery	1		1				1	3	3			3	
Neurosurgery	1	1	1	2	1		1	7	7			7	
Obstetrics/Gynecology	7	9	9	8	8			41	41			41	
Gyn. Oncology								2	2			2	
Gyn.Rep.Endocrin./Infertility							2	5	6			6	
Ophthalmology	6	6	4	5	6		3	30	30			29	1
Otolaryngology - Head and Neck Surgery	3	3	2	3	2			13	13			13	
Orthopedic Surgery	7	7	7	8	5		1	35	35			35	
Plastic Surgery	3	1	4	5	2		1	16	16			15	1

(continued)

TABLE B-1a
2012 POST-M.D. TRAINEES IN QUEBEC TRAINING PROGRAMS
(REGULAR MINISTRY FUNDED TRAINEES ONLY)
FIELD OF POST-M.D. TRAINING
BY
RANK

Université de Montréal

Field of Post-M.D. Training	Residents										Fellows	Total	Legal Status		Entry Status	
	R-1	R-2	R-3	R-4	R-5	R-6	R-7	Sub-Total	Fellow	CC/ PR*			Visa	New Entry	Re-Entry	
Urology	3	2	3	2	2			12					12			
SURGICAL SPECIALTIES SUBTOTAL	39	41	43	44	36	11	4	218	3				219	2		
Total	279	256	166	149	155	51	13	1069	12	1071	10	1072	9			

* Canadian Citizens and Permanent Residents

**TABLE B-1a
2012 POST-M.D. TRAINEES IN QUEBEC TRAINING PROGRAMS
(REGULAR MINISTRY FUNDED TRAINEES ONLY)
FIELD OF POST-M.D. TRAINING
BY
RANK**

McGill University

Field of Post-M.D. Training	Residents						Total	Legal Status		Entry Status	
	R-1	R-2	R-3	R-4	R-5	R-6		CC/ PR*	Visa	New Entry	Re-Entry
Family Medicine	87	84					171	169	2	171	
Emergency Medicine (CFPC)			13				13	13		13	
Care of the Elderly (CFPC)			1				1	1		1	
Enhanced Skills: Other Fam. Med. Training			4				4	3	1	4	
FAMILY MEDICINE SUBTOTAL	87	84	18				189	186	3	189	
Palliative Medicine			1				1	1		1	
TRAINING FOLLOWING FAMILY MEDICINE OR SPECIALTY SUBTOTAL			1				1	1		1	
Anesthesiology	8	7	8	8	6	1	37	37		37	
Critical Care (Anes.)	1	1		1	1		4	4		4	
Public Health and Preventive Medicine	4	3	3	2	4		16	15	1	15	1
Dermatology	8	9	8	7	5	1	38	38		36	2
Diagnostic Radiology	4	4	6	5	1		20	19	1	19	1
Emergency Medicine (RCPSC)							1	1		1	
Critical Care (Emergency Med.)	37	34	30				101	98	3	101	
Internal Medicine				5	5	6	16	16		16	
Cardiology (Int.Med.)				1			1	1		1	
Clin. Imm./Allergy (Int.Med.)					3	1	4	4		4	
Critical Care (Int.Med)				1	5	2	8	8		8	
Endocrinology/Met. (Int.Med.)				7	3	1	11	11		11	
Gastroenterology (Int.Med.)				11	2	5	18	18		18	
General Internal Medicine				1			1	1		1	
Geriatric Medicine (Int.Med.)				4	3		7	7		7	
Hematology (Int.Med.)				1			5	5		5	
Infectious Diseases (Int.Med.)											

(continued)

TABLE B-1a
2012 POST-M.D. TRAINEES IN QUEBEC TRAINING PROGRAMS
(REGULAR MINISTRY FUNDED TRAINEES ONLY)
FIELD OF POST-M.D. TRAINING
BY
RANK

Field of Post-M.D. Training	McGill University										Total	Legal Status		Entry Status	
	Residents											CC/ PR*	Visa	New Entry	Re-Entry
	R-1	R-2	R-3	R-4	R-5	R-6									
Medical Oncology (Int.Med.)				2	3							4	1	5	
Nephrology (Int.Med.)					3							3		3	
Respirology (Int.Med.)				3	1					2		6		6	
Rheumatology (Int.Med.)				2	2							4		4	
Medical Genetics	1		1		1							4		4	
Neurology	2	2	6	2	2					2		16		16	
Neurology (Pediatrics)	1	1	1	2	1							6		6	
Nuclear Medicine	1	1		1	1							4		4	
Pediatrics	10	10	10	2	1							33		32	1
Adolescent Medicine (Ped.)				1								1		1	
Cardiology (Ped.)				1								1		1	
Clin. Imm./Allergy (Ped.)				1	1							2		2	
Critical Care (Ped.)				1	1							2		2	
Endocrinology/Met. (Ped.)					1					1		2		2	
Gastroenterology (Ped.)												1		1	
Pediatric Emergency Med. (Ped.)				1	1							2		2	
Hematology/Oncology (Ped.)				1								1		1	
Infectious Diseases (Ped.)				1								1		1	1
Rheumatology (Ped.)	11	6	10	10	14					1		52		52	
Psychiatry	1	1	3	2	3							10		10	
Radiation Oncology															
MEDICAL SPECIALTIES SUBTOTAL	89	79	86	88	74	30						440	6	439	7
Anatomical Pathology	5	5	3	4	2	1						20		20	
Medical Biochemistry	1	2		2	1							6		6	
LAB MEDICINE SPECIALTIES SUBTOTAL	6	7	3	6	3	1						26		26	

(continued)

TABLE B-1a
2012 POST-M.D. TRAINEES IN QUEBEC TRAINING PROGRAMS
(REGULAR MINISTRY FUNDED TRAINEES ONLY)
FIELD OF POST-M.D. TRAINING
BY
RANK

McGill University

Field of Post-M.D. Training	Residents						Total	Legal Status		Entry Status	
	R-1	R-2	R-3	R-4	R-5	R-6		CC/ PR*	Visa	New Entry	Re-Entry
Cardiac Surgery	1		1	1	1		4			4	
General Surgery	5	8	8	3	6		29	1	30		
Gen. Surgical Oncology						2	1	1	2		
Pediatric Surgery						1	1			1	
Vascular Surgery	1		1	1	1		1	1	1		
Neurosurgery						2	7		7		
Obstetrics/Gynecology	5	7	6	4	5		27		27		
Gyn. Oncology						1	1		1		
Gyn.Rep.Endocrin./Infertility						1	1		1		
Maternal-Fetal Med. (Ob.)						2	2		2		
Ophthalmology	5	3	3	3	4	1	18	1	19		
Otolaryngology - Head and Neck Surgery	3	2	2	3	2	1	13		13		
Orthopedic Surgery	6	7	6	4	4		24	3	27		
Plastic Surgery	1	1	2	2	2		7	1	8		
Urology	2	3	1	4	3		13		13		
SURGICAL SPECIALTIES SUBTOTAL	29	32	30	25	28	12	149	7	155	1	
Total	211	202	138	119	105	43	802	16	810	8	

* Canadian Citizens and Permanent Residents

**TABLE B-1a
2012 POST-M.D. TRAINEES IN QUEBEC TRAINING PROGRAMS
(REGULAR MINISTRY FUNDED TRAINEES ONLY)
FIELD OF POST-M.D. TRAINING
BY
RANK**

Field of Post-M.D. Training	Residents										Fellows	Total	Legal Status		Entry Status		
	R-1	R-2	R-3	R-4	R-5	R-6	R-7	Sub-Total	Fellow	CC/PR*			Visa	New Entry	Re-Entry		
	Total																
Family Medicine	401	357											758	752	6	755	3
Emergency Medicine (CFPC)			43										43	43		42	1
Care of the Elderly (CFPC)			6										6	6		6	
Enhanced Skills: Other Fam. Med. Training			11										11	10	1	11	
FAMILY MEDICINE SUBTOTAL	401	357	60			1							818	811	7	814	4
Palliative Medicine			2										3	3		2	1
TRAINING FOLLOWING FAMILY MEDICINE OR SPECIALTY SUBTOTAL			2	1									3	3		2	1
Anesthesiology	29	29	39	28	30	2							157	157		156	1
Critical Care (Anes.)			6	6	8	2							2	2		2	
Public Health and Preventive Medicine	7	7	6	6	8								34	34		34	
Dermatology	13	9	9	8	12								51	50	1	50	1
Diagnostic Radiology	28	33	31	30	28	8					1		159	158	1	156	3
Neuroradiology											2		2	1	1	2	
Emergency Medicine (RCPSC)	13	12	15	13	6								59	58	1	58	1
Critical Care (Emergency Med.)						2							2	2		1	1
Pediatric Emergency Medicine						1							1	1		1	
Internal Medicine	120	137	119	9	11	2							398	394	4	397	1
Cardiology (Int.Med.)				19	18	28	4						69	69	1	70	
Clin. Imm./Allergy (Int.Med.)				3	2								5	5		5	
Critical Care (Int.Med.)					4	4							8	8		8	
Endocrinology/Met. (Int.Med.)				5	9	2							16	16		16	
Gastroenterology (Int.Med.)				17	10	2							29	29		29	
General Internal Medicine				30	14	5							49	49		49	
Geriatric Medicine (Int.Med.)				7	1								8	8		8	
Hematology (Int.Med.)				14	14	2					1		31	30	1	31	
Infectious Diseases (Int.Med.)				1		4							5	5		5	
Medical Oncology (Int.Med.)				6	4	7							17	16	1	17	
Nephrology (Int.Med.)				4	10	1							15	15		15	
Respirology (Int.Med.)				12	6	3							21	21		21	
Rheumatology (Int.Med.)				7	11						1		19	19		19	
Medical Genetics	1	1	1	1	2	1							7	7		7	

(continued)

TABLE B-1a
2012 POST-M.D. TRAINEES IN QUEBEC TRAINING PROGRAMS
(REGULAR MINISTRY FUNDED TRAINEES ONLY)
FIELD OF POST-M.D. TRAINING
BY RANK

Field of Post-M.D. Training	Residents											Fellows	Total	Legal Status		Entry Status	
	Total													CC/PR*	Visa	New Entry	Re-Entry
	R-1	R-2	R-3	R-4	R-5	R-6	R-7	Sub-Total	Fellow								
Neurology	11	12	15	13	10	5						66			66		
Neurology (Pediatrics)	2	2	2	3	2							11			11		
Nuclear Medicine	5	2	3	6	3							19			18		1
Pediatrics	40	43	38	16	7							144			143		1
Adolescent Medicine (Ped.)				1								1			1		
Cardiology (Ped.)				1	1							2		3	5		5
Clin. Imm./Allergy (Ped.)				3	1							4		1	5		5
Critical Care (Ped.)				2	4							6			6		6
Endocrinology/Met. (Ped.)					3	1						4			4		4
Gastroenterology (Ped.)												3		2	3		3
Developmental Pediatrics				1	1							2			2		2
Pediatric Emergency Med. (Ped.)				2	3							5			5		5
Hematology/Oncology (Ped.)				1						1		2			3		3
Infectious Diseases (Ped.)				2								2			2		2
Neonatal-Perinatal Med. (Ped.)				1								1			1		1
Rheumatology (Ped.)				1								3			3		3
Physical Medicine & Rehab.	4	4	4	4	4	1						21			21		1
Psychiatry	49	35	41	38	46	4						213			213		2
Radiation Oncology	2	3	7	6	6							24			24		24
MEDICAL SPECIALTIES SUBTOTAL	324	329	330	321	293	88	9	1694	9	1703	12	1691	13	1690	13	1	1
Anatomical Pathology	15	11	13	12	6	1						58			57		1
Medical Biochemistry	2	3	2	5	2							15			15		15
Medical Microbiology	6	6	7	7	9	1						36			36		36
Neuropathology				1								1			1		1
LAB MEDICINE SPECIALTIES SUBTOTAL	23	20	22	25	17	3	3	110	1	110	1	109	1	109	1	1	1
Cardiac Surgery	2	2	2	2	2	1						11			11		11
General Surgery	24	33	38	20	28	1						144			142		144
Gen. Surgical Oncology						2						2			1		2
Pediatric Surgery						2						3			3		3
Vascular Surgery	2		2			1						6			6		6
Neurosurgery	3	5	4	5	3	4						24			24		24
Obstetrics/Gynecology	22	31	31	18	23							125			124		125

(continued)

TABLE B-1a
2012 POST-M.D. TRAINEES IN QUEBEC TRAINING PROGRAMS
(REGULAR MINISTRY FUNDED TRAINEES ONLY)
FIELD OF POST-M.D. TRAINING
BY RANK

Field of Post-M.D. Training	Residents											Total	Legal Status		Entry Status		
	Total												CC/PR*	Visa	New Entry	Re-Entry	
	R-1	R-2	R-3	R-4	R-5	R-6	R-7	Sub-Total	Fellow	Fellow							
Gyn. Oncology						1						2	3	2	1	3	
Gyn.Rep.Endocrin./Infertility						4						1	7	7		7	
Maternal-Fetal Med. (Ob.)						2						2	2	2		2	
Ophthalmology	16	14	12	13	15	4						74	74	73	1	73	1
Otolaryngology - Head and Neck Surgery	10	10	7	10	7	1						45	45	44	1	45	
Orthopedic Surgery	23	22	23	25	16	2						111	111	108	3	111	
Plastic Surgery	6	5	6	7	4	1						29	29	28	1	28	1
Urology	9	9	8	8	7							41	41	41		41	
SURGICAL SPECIALTIES SUBTOTAL	117	131	133	108	105	26	4	624	3	627	616	11	624	624	3	624	3
Total	865	837	547	454	415	118	13	3249	12	3261	3230	31	3239	3239	22	3239	22

* Canadian Citizens and Permanent Residents

**TABLE B-1b
2012 POST-M.D. TRAINEES IN QUEBEC TRAINING PROGRAMS
(TRAINEES FUNDED BY ALL SOURCES OTHER THAN REGULAR MINISTRY FUNDS)
FIELD OF POST-M.D. TRAINING
BY
RANK**

Université Laval

Field of Post-M.D. Training	Residents		Sub-Total	Fellows	Total	Legal Status		Entry Status	
	R-1	R-2				CC/ PR*	Visa	New Entry	Re-Entry
Family Medicine	2	4	6		6			6	
FAMILY MEDICINE SUBTOTAL	2	4	6		6			6	
Anesthesiology				1	1		1	1	
Cardiology (Int.Med.)				14	14	4	10	14	
Hematology (Int.Med.)				1	1		1	1	
Pediatrics				1	1		1	1	
MEDICAL SPECIALTIES SUBTOTAL				17	17	4	13	17	
Cardiac Surgery				5	5	1	4	5	
General Surgery				3	3		3	3	
Vascular Surgery				1	1		1	1	
Obstetrics/Gynecology				1	1	1			1
Gyn. Oncology				2	2		2	2	
Urology				1	1		1	1	
SURGICAL SPECIALTIES SUBTOTAL				13	13	2	11	12	1
Total	2	4	6	30	36	12	24	35	1

* Canadian Citizens and Permanent Residents

**TABLE B-1b
2012 POST-M.D. TRAINEES IN QUEBEC TRAINING PROGRAMS
(TRAINEES FUNDED BY ALL SOURCES OTHER THAN REGULAR MINISTRY FUNDS)
FIELD OF POST-M.D. TRAINING
BY
RANK**

Université de Sherbrooke

Field of Post-M.D. Training	Residents		Fellows	Total	Legal Status		Entry Status
	R-1	R-2			Sub-Total	CC/ PR*	
Family Medicine	18	19	3	40	40		40
FAMILY MEDICINE SUBTOTAL	18	19	3	40	40		40
Cardiology (Int.Med.)			1	1		1	1
Gastroenterology (Int.Med.)			1	1		1	1
MEDICAL SPECIALTIES SUBTOTAL			2	2		2	2
Plastic Surgery			1	1		1	1
SURGICAL SPECIALTIES SUBTOTAL			1	1		1	1
Total	18	19	6	43	40	3	43

* Canadian Citizens and Permanent Residents

Note: Only one of the visa trainees were funded by foreign government contracts (e.g. Saudi Arabia)

**TABLE B-1b
2012 POST-M.D. TRAINEES IN QUEBEC TRAINING PROGRAMS
(TRAINEES FUNDED BY ALL SOURCES OTHER THAN REGULAR MINISTRY FUNDS)
FIELD OF POST-M.D. TRAINING
BY
RANK**

Université de Montréal

Field of Post-M.D. Training	Residents		Fellows	Total	Legal Status		Entry Status
	R-1	Sub-Total			CC/ PR*	Visa	
Family Medicine	2	2	2	4	4		4
FAMILY MEDICINE SUBTOTAL	2	2	2	4	4		4
Anesthesiology			2	2	1	1	2
Dermatology			1	1	1		1
Diagnostic Radiology			2	2	1	1	2
Neuroradiology			1	1		1	1
Cardiology (Int.Med.)			11	11	5	6	11
Endocrinology/Met. (Int.Med.)			1	1	1		1
Rheumatology (Int.Med.)			1	1	1		1
Medical Genetics	1	1		1	1		1
Neurology			1	1	1		1
Critical Care (Ped.)			1	1		1	1
Endocrinology/Met. (Ped.)			1	1		1	1
Gastroenterology (Ped.)			2	2		2	2
Hematology/Oncology (Ped.)			2	2		2	2
Infectious Diseases (Ped.)			2	2		2	2

(continued)

**TABLE B-1b
2012 POST-M.D. TRAINEES IN QUEBEC TRAINING PROGRAMS
(TRAINEES FUNDED BY ALL SOURCES OTHER THAN REGULAR MINISTRY FUNDS)
FIELD OF POST-M.D. TRAINING
BY
RANK**

Université de Montréal

Field of Post-M.D. Training	Residents		Fellows	Total	Legal Status		Entry Status
	R-1	Sub-Total			CC/ PR*	Visa	
Neonatal-Perinatal Med. (Ped.)			5	5	2	3	5
Radiation Oncology			1	1	1		1
MEDICAL SPECIALTIES SUBTOTAL	1	1	34	35	15	20	35
Cardiac Surgery			5	5	2	3	5
General Surgery			2	2	1	1	2
Thoracic Surgery			1	1	1		1
Neurosurgery			4	4	1	3	4
Gyn. Oncology			1	1		1	1
Gyn.Rep.Endocrin./Infertility			2	2		2	2
Maternal-Fetal Med. (Ob.)			2	2		2	2
Ophthalmology			1	1		1	1
Otolaryngology - Head and Neck Surgery			2	2	2		2
Orthopedic Surgery			5	5	5		5
Plastic Surgery			1	1		1	1
Urology			1	1	1		1

(continued)

TABLE B-1b
2012 POST-M.D. TRAINEES IN QUEBEC TRAINING PROGRAMS
(TRAINEES FUNDED BY ALL SOURCES OTHER THAN REGULAR MINISTRY FUNDS)
FIELD OF POST-M.D. TRAINING
BY
RANK

Université de Montréal

Field of Post-M.D. Training	Residents		Fellows	Total	Legal Status		Entry Status
	R-1	Sub-Total			CC/ PR*	Visa	
SURGICAL SPECIALTIES SUBTOTAL			27	27	13	14	27
Total	3	3	63	66	32	34	66

* Canadian Citizens and Permanent Residents

Note: 5 of the visa trainees were funded by foreign government contracts (e.g. Saudi Arabia)

**TABLE B-1b
2012 POST-M.D. TRAINEES IN QUEBEC TRAINING PROGRAMS
(TRAINEES FUNDED BY ALL SOURCES OTHER THAN REGULAR MINISTRY FUNDS)
FIELD OF POST-M.D. TRAINING
BY
RANK**

McGill University

Field of Post-M.D. Training	Residents						Sub-Total	Fellows Fellow	Total	Legal Status		Entry Status	
	R-1	R-2	R-3	R-4	R-5	R-6				CC/PR*	Visa	New Entry	Re-Entry
Family Medicine	1	6					7		7				7
Enhanced Skills: Other Fam. Med. Training			1				1	1	2	1			2
FAMILY MEDICINE SUBTOTAL	1	6	1				8	1	9	8			9
Anesthesiology								13	13	1			13
Dermatology	2	2	3	2	1		10		10	1			10
Diagnostic Radiology	3		3	3			9	20	29	1			29
Neuroradiology								1	1				1
Pediatric Diagnostic Radiology					1		1		1				1
Emergency Medicine (RCPSC)	3	3	2	1	2	1	12	1	13	13			13
Internal Medicine	2	2	3				7		7	7			7
Cardiology (Int.Med.)				1	3		4	6	10	1			9
Clin. Imm./Allergy (Int.Med.)				1			1		1				1
Critical Care (Int.Med)					1		2		2	2			2
Endocrinology/Met. (Int.Med.)				1			1		1				1
Gastroenterology (Int.Med.)								3	3	3			3
Hematology (Int.Med.)				1			1		1				1
Medical Oncology (Int.Med.)					1		1		1				1
Nephrology (Int.Med.)				2	1		3		3	3			3
Respirology (Int.Med.)					1		1		1				1
Rheumatology (Int.Med.)				1			1	3	4	4			4
Medical Genetics	1						1		1				1
Neurology	2	2	1	1	2		8	1	9	9			9
Neurology (Pediatrics)	1	1			1		3	1	4	1			4
Nuclear Medicine	1		1				2		2	2			2
Pediatrics	4	2	2	1			9		9	9			9
Cardiology (Ped.)					1		1		2	2			2
Clin. Imm./Allergy (Ped.)					2		2		2	2			2
Critical Care (Ped.)					2		2		2	2			2
Endocrinology/Met. (Ped.)				1			1	1	2	2			2
Pediatric Emergency Med. (Ped.)				2	1		3		3	3			3
Hematology/Oncology (Ped.)							1		1	1			1

(continued)

**TABLE B-1b
2012 POST-M.D. TRAINEES IN QUEBEC TRAINING PROGRAMS
(TRAINEES FUNDED BY ALL SOURCES OTHER THAN REGULAR MINISTRY FUNDS)
FIELD OF POST-M.D. TRAINING
BY
RANK**

McGill University

Field of Post-M.D. Training	Residents						Sub-Total	Fellows Fellow	Total	Legal Status		Entry Status	
	R-1	R-2	R-3	R-4	R-5	R-6				CC/PR*	Visa	New Entry	Re-Entry
Infectious Diseases (Ped.)				1			1		1			1	
Neonatal-Perinatal Med. (Ped.)					1		1		2			2	
Nephrology (Ped.)				2	1		3		3			3	
Respirology (Ped.)					2		3		4			4	
Psychiatry	2	1			1		4		5			5	
Radiation Oncology	5	1			1		8		8			8	
MEDICAL SPECIALTIES SUBTOTAL	26	14	15	21	25	9	110	54	164	7	157	162	2
Anatomical Pathology	1			1			2		2	1		2	
Medical Biochemistry		1					1		1			1	
LAB MEDICINE SPECIALTIES SUBTOTAL	1	1		1			3		3	1	2	3	
Cardiac Surgery	1	1	2	2	1	1	8	1	9	1	8	9	
General Surgery	4	4	12	5	2	1	28	3	31	9	22	31	
Pediatric Surgery						1	1		1			1	
Vascular Surgery	1	1				1	3	1	4	1	3	4	
Neurosurgery	3	2	1	4	2	3	15	1	16		16	16	
Obstetrics/Gynecology	2	5	2	4	8		21	1	22	22	22	22	
Gyn. Oncology						2	2		2		2	2	
Gyn.Rep.Endocrin./Infertility						6	6		6		6	6	
Maternal-Fetal Med. (Ob.)						2	2		2		2	2	
Ophthalmology	1	1	2	2	3		9	3	12	1	11	12	
Otolaryngology - Head and Neck Surgery	1	3	1	2	3		10	2	12	1	11	12	
Orthopedic Surgery	3	4	2	4	2	1	16	5	21	3	18	21	
Plastic Surgery	1	1	2	1	2		5	1	6		6	6	
Urology	1	1	1	1	2		6	1	7		7	7	
SURGICAL SPECIALTIES SUBTOTAL	18	23	25	25	23	18	132	19	151	16	135	151	2
Total	46	44	41	47	48	27	253	74	327	32	295	325	2

* Canadian Citizens and Permanent Residents

Note: 166 of the visa trainees were funded by foreign government contracts (e.g. Saudi Arabia)

**TABLE B-1b
2012 POST-M.D. TRAINEES IN QUEBEC TRAINING PROGRAMS
(TRAINEES FUNDED BY ALL SOURCES OTHER THAN REGULAR MINISTRY FUNDS)
FIELD OF POST-M.D. TRAINING
BY
RANK**

Field of Post-M.D. Training	Residents						Sub- Total	Fellows Fellow	Total	Legal Status		Entry Status	
	R-1	R-2	R-3	R-4	R-5	R-6				CC/ PR*	Visa	New Entry	Re- Entry
Family Medicine	23	29					52	5	57			57	
Enhanced Skills: Other Fam. Med. Training			1				1	1	2			2	
FAMILY MEDICINE SUBTOTAL	23	29	1				53	6	58	1		59	
Anesthesiology							10	16	2	14		16	
Dermatology	2	2	3	2	1		9	1	2	9		11	
Diagnostic Radiology	3	3	3	3			9	22	2	29		31	
Neuroradiology							1	2	2	2		2	
Pediatric Diagnostic Radiology					1		1		1	1		1	
Emergency Medicine (RCPSC)	3	3	2	1	2	1	12	1	13	13		13	
Internal Medicine	2	2	3				7		7	7		7	
Cardiology (Int.Med.)				1	3		4	32	36	10		35	1
Clin. Imm./Allergy (Int.Med.)				1			1		1	1		1	
Critical Care (Int.Med.)				1	1		2		2	2		2	
Endocrinology/Met. (Int.Med.)				1		1	1	1	2	1		2	
Gastroenterology (Int.Med.)				1			1	4	4	4		4	
Hematology (Int.Med.)				1			1	1	2	2		2	
Medical Oncology (Int.Med.)				2	1		3	1	3	3		3	1
Nephrology (Int.Med.)				1			1	3	4	1		4	
Respirology (Int.Med.)				1			1	1	2	1		2	
Rheumatology (Int.Med.)				1			1	1	2	1		2	
Medical Genetics	2						2	2	2	1		2	
Neurology	2	2	1	1	2		8	2	10	9		10	
Neurology (Pediatrics)	1	1			1		3	1	4	3		4	
Nuclear Medicine	1		1				2	2	2	2		2	
Pediatrics	4	2	2	1			9	1	10	10		10	
Cardiology (Ped.)					1		2		2	2		2	
Clin. Imm./Allergy (Ped.)					2		2		2	2		2	
Critical Care (Ped.)					2		2	1	3	3		3	
Endocrinology/Met. (Ped.)				1			1	2	3	3		3	
Gastroenterology (Ped.)							1	2	2	2		2	
Pediatric Emergency Med. (Ped.)				2	1		3	2	3	3		3	

(continued)

**TABLE B-1b
2012 POST-M.D. TRAINEES IN QUEBEC TRAINING PROGRAMS
(TRAINEES FUNDED BY ALL SOURCES OTHER THAN REGULAR MINISTRY FUNDS)
FIELD OF POST-M.D. TRAINING
BY
RANK**

Total

Field of Post-M.D. Training	Residents						Sub- Total	Fellows Fellow	Total	Legal Status		Entry Status	
	R-1	R-2	R-3	R-4	R-5	R-6				CC/ PR*	Visa	New Entry	Re- Entry
Hematology/Oncology (Ped.)						1	1	2	3			3	
Infectious Diseases (Ped.)				1			1	2	3			3	
Neonatal-Perinatal Med. (Ped.)				2	1		1	6	7	2		5	7
Nephrology (Ped.)					1		3	1	3			3	3
Respirology (Ped.)					2		3	1	4			4	4
Psychiatry	2	1			1		4	1	5			5	5
Radiation Oncology	5	1			1		8	1	9	2		7	9
MEDICAL SPECIALTIES SUBTOTAL	27	14	15	21	25	9	111	107	218	26	192	216	2
Anatomical Pathology	1			1			2		2	1		2	
Medical Biochemistry		1					1		1			1	
LAB MEDICINE SPECIALTIES SUBTOTAL	1	1		1			3		3	1	2	3	
Cardiac Surgery	1	1	2	2	1		8	11	19	4	15	19	
General Surgery	4	4	12	5	2		28	8	36	10	26	36	
Pediatric Surgery						1	1		1		1	1	
Thoracic Surgery								1	1	1		1	
Vascular Surgery	1	1					3	2	5	1	4	5	
Neurosurgery	3	2	1	4	2		15	5	20	1	19	20	
Obstetrics/Gynecology	2	5	2	4	8		21	2	23	1	22	22	1
Gyn. Oncology							2	3	5		5	5	
Gyn.Rep.Endocrin./Infertility							6	2	8		8	8	
Maternal-Fetal Med. (Ob.)							2	2	4		4	4	
Ophthalmology	1	1	2	2	3		9	4	13	1	12	13	
Otolaryngology - Head and Neck Surgery	1	3	1	2	3		10	4	14	3	11	14	
Orthopedic Surgery	3	4	2	4	2		16	10	26	8	18	26	
Plastic Surgery	1	1	2	1			5	3	8		8	8	
Urology	1	1	1	1	2		6	3	9	1	8	9	
SURGICAL SPECIALTIES SUBTOTAL	18	23	25	25	23	18	132	60	192	31	161	191	1
Total	69	67	41	47	48	27	299	173	472	116	356	469	3

* Canadian Citizens and Permanent Residents

Note: 172 of the visa trainees were funded by foreign government contracts (e.g. Saudi Arabia)

TABLE B-2
2012 RESIDENTS IN QUEBEC TRAINING PROGRAMS
FIELD OF POST-M.D. TRAINING
BY
PROVINCE WHERE M.D. DEGREE WAS EARNED

Field of Post-M.D. Training	Graduates of Canadian Medical Schools									Int. Med. Grads	Total
	Nfld.	N.S.	Que.	Ont.	Man.	Sask.	Alta	B.C.	Sub-Total	IMGS*	
Family Medicine	1	1	715	15			4	4	740	70	810
Emergency Medicine (CFPC)			40	3					43		43
Care of the Elderly (CFPC)			6						6		6
Enhanced Skills: Other Fam. Med. Training			9	1					10	2	12
FAMILY MEDICINE SUBTOTAL	1	1	770	19			4	4	799	72	871
Palliative Medicine			3						3		3
TRAINING FOLLOWING FAMILY MEDICINE OR SPECIALTY SUBTOTAL			3						3		3
Anesthesiology		1	138	7	1	1		3	151	6	157
Critical Care (Anes.)			2						2		2
Public Health and Preventive Medicine			19					1	20	14	34
Dermatology		1	46	2					49	12	61
Diagnostic Radiology	1		147	8					156	12	168
Neuroradiology			2						2		2
Pediatric Diagnostic Radiology										1	1
Emergency Medicine (RCPSC)			51	6			1	1	59	12	71
Critical Care (Emergency Med.)			2						2		2
Pediatric Emergency Medicine			1						1		1
Internal Medicine		2	360	7	1		7	3	380	25	405
Cardiology (Int.Med.)			61	4				1	66	7	73
Clin. Imm./Allergy (Int.Med.)			3		1				4	2	6
Critical Care (Int.Med.)			6						6	4	10
Endocrinology/Met. (Int.Med.)			14				1		15	2	17
Gastroenterology (Int.Med.)		1	23	3		1			28	1	29
General Internal Medicine			46	1				2	49		49
Geriatric Medicine (Int.Med.)			6	1					7	1	8
Hematology (Int.Med.)			26	1			2		29	3	32
Infectious Diseases (Int.Med.)			5						5		5
Medical Oncology (Int.Med.)			14	1					15	5	20
Nephrology (Int.Med.)			15						15	3	18
Respirology (Int.Med.)			18	1				1	20	2	22
Rheumatology (Int.Med.)			14					1	15	4	19
Medical Genetics			5	1					6	3	9
Neurology	1		56	1	1		2	1	62	12	74
Neurology (Pediatrics)			10						10	4	14
Nuclear Medicine			18						18	3	21
Pediatrics	1	1	135		1				138	15	153
Adolescent Medicine (Ped.)				1					1		1
Cardiology (Ped.)			2						2	2	4
Clin. Imm./Allergy (Ped.)	1		2					1	4	2	6
Critical Care (Ped.)			5		1				6	2	8
Endocrinology/Met. (Ped.)			4						4	1	5
Gastroenterology (Ped.)			1						1		1
Developmental Pediatrics			2						2		2
Pediatric Emergency Med. (Ped.)			5						5	3	8
Hematology/Oncology (Ped.)			1						1	2	3
Infectious Diseases (Ped.)			2						2	1	3
Neonatal-Perinatal Med. (Ped.)			3						3	1	4
Nephrology (Ped.)										3	3

(continued)

TABLE B-2
2012 RESIDENTS IN QUEBEC TRAINING PROGRAMS
FIELD OF POST-M.D. TRAINING
BY
PROVINCE WHERE M.D. DEGREE WAS EARNED

Field of Post-M.D. Training	Graduates of Canadian Medical Schools									Int. Med. Grads	Total
	Nfld.	N.S.	Que.	Ont.	Man.	Sask.	Alta	B.C.	Sub-Total	IMGS*	
Respirology (Ped.)										3	3
Rheumatology (Ped.)			1						1		1
Physical Medicine & Rehab.			19						19	2	21
Psychiatry			186	6			1		193	24	217
Radiation Oncology			22	2					24	8	32
MEDICAL SPECIALTIES SUBTOTAL	4	6	1498	53	6	2	14	15	1598	207	1805
Anatomical Pathology			35	2					37	23	60
Medical Biochemistry			8						8	8	16
Medical Microbiology			35						35	1	36
Neuropathology			1						1		1
LAB MEDICINE SPECIALTIES SUBTOTAL			79	2					81	32	113
Cardiac Surgery			10	1					11	8	19
General Surgery			135	6					141	31	172
Gen. Surgical Oncology			1						1	1	2
Pediatric Surgery			3						3	1	4
Vascular Surgery			5				1		6	3	9
Neurosurgery	1		20	1					22	17	39
Obstetrics/Gynecology		1	118	3	1				123	23	146
Gyn. Oncology			1						1	2	3
Gyn.Rep.Endocrin./Infertility			3	1					4	8	12
Maternal-Fetal Med. (Ob.)			1						1	3	4
Ophthalmology			66	6		1			73	10	83
Otolaryngology - Head and Neck Surgery			41	2			1		44	11	55
Orthopedic Surgery			94	4			2	1	101	26	127
Plastic Surgery			24	2		1	1		28	6	34
Urology			36	2			1		39	8	47
SURGICAL SPECIALTIES SUBTOTAL	1	1	558	28	1	2	6	1	598	158	756
Total	6	8	2908	102	7	4	24	20	3079	469	3548

* IMGS: International Medical Graduates

TABLE B-2i
2012 RESIDENTS IN QUEBEC TRAINING PROGRAMS
FIRST YEAR TRAINEES ONLY
FIELD OF POST-M.D. TRAINING
BY
PROVINCE WHERE M.D. DEGREE WAS EARNED

Field of Post-M.D. Training	Graduates of Canadian Medical Schools						Int. Med. Grads	Total
	N.S.	Que.	Ont.	Alta	B.C.	Sub-Total	IMGS*	
Family Medicine		340	3	3	2	348	30	378
FAMILY MEDICINE SUBTOTAL		340	3	3	2	348	30	378
Anesthesiology		24			1	25	1	26
Public Health and Preventive Medicine		2				2	3	5
Dermatology		11	1			12	3	15
Diagnostic Radiology		26	1			27	2	29
Emergency Medicine (RCPSC)		11			1	12	3	15
Internal Medicine	1	102	2	3		108	8	116
Medical Genetics		1				1	2	3
Neurology		8	1			9	3	12
Neurology (Pediatrics)		2				2	1	3
Nuclear Medicine		4				4	2	6
Pediatrics		38				38	3	41
Physical Medicine & Rehab.		4				4		4
Psychiatry		36	2			38	5	43
Radiation Oncology		2				2	3	5
MEDICAL SPECIALTIES SUBTOTAL	1	271	7	3	2	284	39	323
Anatomical Pathology		7	1			8	6	14
Medical Biochemistry		1				1	1	2
Medical Microbiology		5				5	1	6
LAB MEDICINE SPECIALTIES SUBTOTAL		13	1			14	8	22
Cardiac Surgery		2				2	1	3
General Surgery		23	1			24	4	28
Vascular Surgery		2				2	1	3
Neurosurgery		3				3	3	6
Obstetrics/Gynecology		20	1			21	3	24
Ophthalmology		12	2			14	1	15
Otolaryngology - Head and Neck Surgery		10				10	1	11
Orthopedic Surgery		19	1			20	5	25
Plastic Surgery		4	1			5	1	6
Urology		8	1			9	1	10
SURGICAL SPECIALTIES SUBTOTAL		103	7			110	21	131
Total	1	727	18	6	4	756	98	854

* IMGS: International Medical Graduates

**TABLE B-3
2012 RESIDENTS IN QUEBEC TRAINING PROGRAMS
FIELD OF POST-M.D. TRAINING
BY
GENDER**

Field of Post-M.D. Training	Female		Male		Total	
	Count	Row %	Count	Row %	Count	Row %
Family Medicine	567	70.0%	243	30.0%	810	100.0%
Emergency Medicine (CFPC)	32	74.4%	11	25.6%	43	100.0%
Care of the Elderly (CFPC)	5	83.3%	1	16.7%	6	100.0%
Enhanced Skills: Other Fam. Med. Training	11	91.7%	1	8.3%	12	100.0%
FAMILY MEDICINE SUBTOTAL	615	70.6%	256	29.4%	871	100.0%
Palliative Medicine	3	100.0%			3	100.0%
TRAINING FOLLOWING FAMILY MEDICINE OR SPECIALTY SUBTOTAL	3	100.0%			3	100.0%
Anesthesiology	75	47.8%	82	52.2%	157	100.0%
Critical Care (Anes.)			2	100.0%	2	100.0%
Public Health and Preventive Medicine	24	70.6%	10	29.4%	34	100.0%
Dermatology	44	72.1%	17	27.9%	61	100.0%
Diagnostic Radiology	73	43.5%	95	56.5%	168	100.0%
Neuroradiology			2	100.0%	2	100.0%
Pediatric Diagnostic Radiology			1	100.0%	1	100.0%
Emergency Medicine (RCPSC)	28	39.4%	43	60.6%	71	100.0%
Critical Care (Emergency Med.)			2	100.0%	2	100.0%
Pediatric Emergency Medicine			1	100.0%	1	100.0%
Internal Medicine	211	52.1%	194	47.9%	405	100.0%
Cardiology (Int.Med.)	33	45.2%	40	54.8%	73	100.0%
Clin. Imm./Allergy (Int.Med.)	3	50.0%	3	50.0%	6	100.0%
Critical Care (Int.Med.)	4	40.0%	6	60.0%	10	100.0%
Endocrinology/Met. (Int.Med.)	11	64.7%	6	35.3%	17	100.0%
Gastroenterology (Int.Med.)	16	55.2%	13	44.8%	29	100.0%
General Internal Medicine	32	65.3%	17	34.7%	49	100.0%
Geriatric Medicine (Int.Med.)	7	87.5%	1	12.5%	8	100.0%
Hematology (Int.Med.)	19	59.4%	13	40.6%	32	100.0%
Infectious Diseases (Int.Med.)	4	80.0%	1	20.0%	5	100.0%
Medical Oncology (Int.Med.)	13	65.0%	7	35.0%	20	100.0%
Nephrology (Int.Med.)	10	55.6%	8	44.4%	18	100.0%
Respirology (Int.Med.)	13	59.1%	9	40.9%	22	100.0%
Rheumatology (Int.Med.)	16	84.2%	3	15.8%	19	100.0%
Medical Genetics	5	55.6%	4	44.4%	9	100.0%
Neurology	42	56.8%	32	43.2%	74	100.0%

(continued)

**TABLE B-3
2012 RESIDENTS IN QUEBEC TRAINING PROGRAMS
FIELD OF POST-M.D. TRAINING
BY
GENDER**

Field of Post-M.D. Training	Female		Male		Total	
	Count	Row %	Count	Row %	Count	Row %
Neurology (Pediatrics)	8	57.1%	6	42.9%	14	100.0%
Nuclear Medicine	7	33.3%	14	66.7%	21	100.0%
Pediatrics	122	79.7%	31	20.3%	153	100.0%
Adolescent Medicine (Ped.)	1	100.0%			1	100.0%
Cardiology (Ped.)	2	50.0%	2	50.0%	4	100.0%
Clin. Imm./Allergy (Ped.)	3	50.0%	3	50.0%	6	100.0%
Critical Care (Ped.)	5	62.5%	3	37.5%	8	100.0%
Endocrinology/Met. (Ped.)	5	100.0%			5	100.0%
Gastroenterology (Ped.)	1	100.0%			1	100.0%
Developmental Pediatrics	2	100.0%			2	100.0%
Pediatric Emergency Med. (Ped.)	5	62.5%	3	37.5%	8	100.0%
Hematology/Oncology (Ped.)	1	33.3%	2	66.7%	3	100.0%
Infectious Diseases (Ped.)	3	100.0%			3	100.0%
Neonatal-Perinatal Med. (Ped.)	3	75.0%	1	25.0%	4	100.0%
Nephrology (Ped.)	3	100.0%			3	100.0%
Respirology (Ped.)	3	100.0%			3	100.0%
Rheumatology (Ped.)			1	100.0%	1	100.0%
Physical Medicine & Rehab.	16	76.2%	5	23.8%	21	100.0%
Psychiatry	148	68.2%	69	31.8%	217	100.0%
Radiation Oncology	22	68.8%	10	31.3%	32	100.0%
MEDICAL SPECIALTIES SUBTOTAL	1043	57.8%	762	42.2%	1805	100.0%
Anatomical Pathology	34	56.7%	26	43.3%	60	100.0%
Medical Biochemistry	8	50.0%	8	50.0%	16	100.0%
Medical Microbiology	17	47.2%	19	52.8%	36	100.0%
Neuropathology			1	100.0%	1	100.0%
LAB MEDICINE SPECIALTIES SUBTOTAL	59	52.2%	54	47.8%	113	100.0%
Cardiac Surgery	6	31.6%	13	68.4%	19	100.0%
General Surgery	84	48.8%	88	51.2%	172	100.0%
Gen. Surgical Oncology	1	50.0%	1	50.0%	2	100.0%
Pediatric Surgery	3	75.0%	1	25.0%	4	100.0%
Vascular Surgery	5	55.6%	4	44.4%	9	100.0%
Neurosurgery	8	20.5%	31	79.5%	39	100.0%
Obstetrics/Gynecology	122	83.6%	24	16.4%	146	100.0%
Gyn. Oncology	1	33.3%	2	66.7%	3	100.0%

(continued)

**TABLE B-3
 2012 RESIDENTS IN QUEBEC TRAINING PROGRAMS
 FIELD OF POST-M.D. TRAINING
 BY
 GENDER**

Field of Post-M.D. Training	Female		Male		Total	
	Count	Row %	Count	Row %	Count	Row %
Gyn.Rep.Endocrin./Infertility	8	66.7%	4	33.3%	12	100.0%
Maternal-Fetal Med. (Ob.)	3	75.0%	1	25.0%	4	100.0%
Ophthalmology	48	57.8%	35	42.2%	83	100.0%
Otolaryngology - Head and Neck Surgery	28	50.9%	27	49.1%	55	100.0%
Orthopedic Surgery	30	23.6%	97	76.4%	127	100.0%
Plastic Surgery	15	44.1%	19	55.9%	34	100.0%
Urology	16	34.0%	31	66.0%	47	100.0%
SURGICAL SPECIALTIES SUBTOTAL	378	50.0%	378	50.0%	756	100.0%
Total	2098	59.1%	1450	40.9%	3548	100.0%

Section C

**Post-M.D. Trainees Exiting
Quebec Training Programs in**

July, 2012

at the Completion of Post-M.D. Training

**TABLE C-1
POST-M.D. TRAINEES EXITING QUEBEC TRAINING PROGRAMS IN JULY, 2012
AT THE COMPLETION OF POST-M.D. TRAINING
(GRADUATES OF CANADIAN MEDICAL SCHOOLS)
FIELD OF POST-M.D. TRAINING
BY
RANK**

Field of Post-M.D. Training	Residents						Sub-Total	Fellows	Total
	R-2	R-3	R-4	R-5	R-6	R-7		Fellow	
Family Medicine	259						259	1	260
Emergency Medicine (CFPC)		38					38		38
Care of the Elderly (CFPC)		3					3		3
Enhanced Skills: Other Fam. Med. Training		17					17	1	18
FAMILY MEDICINE SUBTOTAL	259	58					317	2	319
Anesthesiology				28	3		31		31
Critical Care (Anes.)					1		1		1
Public Health and Preventive Medicine				2			2		2
Dermatology				6	1		7		7
Diagnostic Radiology				15	4		19		19
Emergency Medicine (RCPC)				5			5		5
Internal Medicine				9	1		10		10
Cardiology (Int.Med.)						9	12	3	12
Clin. Imm./Allergy (Int.Med.)				2			2		2
Critical Care (Int.Med.)						5	5		5
Endocrinology/Met. (Int.Med.)				5			5		5
Gastroenterology (Int.Med.)				8	2		10		10
General Internal Medicine			1	14			15		15
Geriatric Medicine (Int.Med.)				1			1		1
Hematology (Int.Med.)				4			4		4
Infectious Diseases (Int.Med.)						1	1		1
Medical Oncology (Int.Med.)						2	2		2
Nephrology (Int.Med.)				5			5		5
Respirology (Int.Med.)				8			8		8
Rheumatology (Int.Med.)				3			3		3
Medical Genetics				1			1		1
Neurology			1	5	1		7		7
Nuclear Medicine				3			3		3
Pediatrics			6	4			10		10
Adolescent Medicine (Ped.)				2			2		2
Cardiology (Ped.)						1	2	1	2
Clin. Imm./Allergy (Ped.)			1	1			2		2
Critical Care (Ped.)				2			2		2
Gastroenterology (Ped.)				1			1		1
Developmental Pediatrics				1			1		1
Pediatric Emergency Med. (Ped.)				2			2		2
Infectious Diseases (Ped.)				1			1		1
Neonatal-Perinatal Med. (Ped.)			1	3	1		5		5
Physical Medicine & Rehab.				4			4		4
Psychiatry				32	7		39		39
Radiation Oncology			1	6			7		7

(continued)

**TABLE C-1
POST-M.D. TRAINEES EXITING QUEBEC TRAINING PROGRAMS IN JULY, 2012
AT THE COMPLETION OF POST-M.D. TRAINING
(GRADUATES OF CANADIAN MEDICAL SCHOOLS)
FIELD OF POST-M.D. TRAINING
BY
RANK**

Field of Post-M.D. Training	Residents						Sub-Total	Fellows	Total
	R-2	R-3	R-4	R-5	R-6	R-7		Fellow	
MEDICAL SPECIALTIES SUBTOTAL			11	183	39	4	237		237
Anatomical Pathology				3			3		3
Medical Biochemistry					1		1		1
Medical Microbiology				7			7		7
LAB MEDICINE SPECIALTIES SUBTOTAL				10	1		11		11
Cardiac Surgery				2	2		4		4
General Surgery				17			17		17
Pediatric Surgery						1	1		1
Vascular Surgery					1		1		1
Neurosurgery					2		2		2
Obstetrics/Gynecology			1	14	2		17		17
Gyn. Oncology						1	1		1
Maternal-Fetal Med. (Ob.)					1		1		1
Ophthalmology				8	1		9		9
Otolaryngology - Head and Neck Surgery				7			7		7
Orthopedic Surgery				8	2		10	1	11
Plastic Surgery				7			7		7
Urology				8		1	9		9
SURGICAL SPECIALTIES SUBTOTAL			1	71	11	3	86	1	87
Total	259	58	12	264	51	7	651	3	654

**TABLE C-2
POST-M.D. TRAINEES EXITING QUEBEC TRAINING PROGRAMS IN JULY, 2012
AT THE COMPLETION OF POST-M.D. TRAINING
(GRADUATES OF CANADIAN MEDICAL SCHOOLS)
FIELD OF POST-M.D. TRAINING
BY
GENDER**

Field of Post-M.D. Training	Female		Male		Total	
	Count	Row %	Count	Row %	Count	Row %
Family Medicine	189	72.7%	71	27.3%	260	100.0%
Emergency Medicine (CFPC)	24	63.2%	14	36.8%	38	100.0%
Care of the Elderly (CFPC)	2	66.7%	1	33.3%	3	100.0%
Enhanced Skills: Other Fam. Med. Training	17	94.4%	1	5.6%	18	100.0%
FAMILY MEDICINE SUBTOTAL	232	72.7%	87	27.3%	319	100.0%
Anesthesiology	18	58.1%	13	41.9%	31	100.0%
Critical Care (Anes.)			1	100.0%	1	100.0%
Public Health and Preventive Medicine	1	50.0%	1	50.0%	2	100.0%
Dermatology	7	100.0%			7	100.0%
Diagnostic Radiology	7	36.8%	12	63.2%	19	100.0%
Emergency Medicine (RCPSC)	4	80.0%	1	20.0%	5	100.0%
Internal Medicine	3	30.0%	7	70.0%	10	100.0%
Cardiology (Int.Med.)	5	41.7%	7	58.3%	12	100.0%
Clin. Imm./Allergy (Int.Med.)			2	100.0%	2	100.0%
Critical Care (Int.Med.)			5	100.0%	5	100.0%
Endocrinology/Met. (Int.Med.)	5	100.0%			5	100.0%
Gastroenterology (Int.Med.)	8	80.0%	2	20.0%	10	100.0%
General Internal Medicine	9	60.0%	6	40.0%	15	100.0%
Geriatric Medicine (Int.Med.)	1	100.0%			1	100.0%
Hematology (Int.Med.)	1	25.0%	3	75.0%	4	100.0%
Infectious Diseases (Int.Med.)			1	100.0%	1	100.0%
Medical Oncology (Int.Med.)	2	100.0%			2	100.0%
Nephrology (Int.Med.)	3	60.0%	2	40.0%	5	100.0%
Respirology (Int.Med.)	5	62.5%	3	37.5%	8	100.0%
Rheumatology (Int.Med.)	3	100.0%			3	100.0%
Medical Genetics	1	100.0%			1	100.0%
Neurology	6	85.7%	1	14.3%	7	100.0%
Nuclear Medicine			3	100.0%	3	100.0%
Pediatrics	8	80.0%	2	20.0%	10	100.0%
Adolescent Medicine (Ped.)	1	50.0%	1	50.0%	2	100.0%
Cardiology (Ped.)	1	50.0%	1	50.0%	2	100.0%
Clin. Imm./Allergy (Ped.)	2	100.0%			2	100.0%

(continued)

**TABLE C-2
POST-M.D. TRAINEES EXITING QUEBEC TRAINING PROGRAMS IN JULY, 2012
AT THE COMPLETION OF POST-M.D. TRAINING
(GRADUATES OF CANADIAN MEDICAL SCHOOLS)
FIELD OF POST-M.D. TRAINING
BY
GENDER**

Field of Post-M.D. Training	Female		Male		Total	
	Count	Row %	Count	Row %	Count	Row %
Critical Care (Ped.)	2	100.0%			2	100.0%
Gastroenterology (Ped.)	1	100.0%			1	100.0%
Developmental Pediatrics	1	100.0%			1	100.0%
Pediatric Emergency Med. (Ped.)	2	100.0%			2	100.0%
Infectious Diseases (Ped.)	1	100.0%			1	100.0%
Neonatal-Perinatal Med. (Ped.)	4	80.0%	1	20.0%	5	100.0%
Physical Medicine & Rehab.	2	50.0%	2	50.0%	4	100.0%
Psychiatry	28	71.8%	11	28.2%	39	100.0%
Radiation Oncology	1	14.3%	6	85.7%	7	100.0%
MEDICAL SPECIALTIES SUBTOTAL	143	60.3%	94	39.7%	237	100.0%
Anatomical Pathology	2	66.7%	1	33.3%	3	100.0%
Medical Biochemistry			1	100.0%	1	100.0%
Medical Microbiology	5	71.4%	2	28.6%	7	100.0%
LAB MEDICINE SPECIALTIES SUBTOTAL	7	63.6%	4	36.4%	11	100.0%
Cardiac Surgery			4	100.0%	4	100.0%
General Surgery	10	58.8%	7	41.2%	17	100.0%
Pediatric Surgery			1	100.0%	1	100.0%
Vascular Surgery			1	100.0%	1	100.0%
Neurosurgery			2	100.0%	2	100.0%
Obstetrics/Gynecology	17	100.0%			17	100.0%
Gyn. Oncology	1	100.0%			1	100.0%
Maternal-Fetal Med. (Ob.)	1	100.0%			1	100.0%
Ophthalmology	5	55.6%	4	44.4%	9	100.0%
Otolaryngology - Head and Neck Surgery	3	42.9%	4	57.1%	7	100.0%
Orthopedic Surgery	5	45.5%	6	54.5%	11	100.0%
Plastic Surgery	2	28.6%	5	71.4%	7	100.0%
Urology	4	44.4%	5	55.6%	9	100.0%
SURGICAL SPECIALTIES SUBTOTAL	48	55.2%	39	44.8%	87	100.0%
Total	430	65.7%	224	34.3%	654	100.0%

**TABLE C-3
POST-M.D. TRAINEES EXITING QUEBEC TRAINING PROGRAMS IN JULY, 2012
AT THE COMPLETION OF POST-M.D. TRAINING
(GRADUATES OF CANADIAN MEDICAL SCHOOLS)
FIELD OF POST-M.D. TRAINING (NOV 1, 2011)
OF NEW ENTRY AND RE-ENTRY GROUPS***

Field of Post-M.D. Training	New Entry		Re-entry		Total	
	Count	Col %	Count	Col %	Count	Col %
Family Medicine	259	39.8%	1	33.3%	260	39.8%
Emergency Medicine (CFPC)	38	5.8%			38	5.8%
Care of the Elderly (CFPC)	3	.5%			3	.5%
Enhanced Skills: Other Fam. Med. Training	18	2.8%			18	2.8%
FAMILY MEDICINE SUBTOTAL	318	48.8%	1	33.3%	319	48.8%
Anesthesiology	30	4.6%	1	33.3%	31	4.7%
Critical Care (Anes.)	1	.2%			1	.2%
Public Health and Preventive Medicine	2	.3%			2	.3%
Dermatology	7	1.1%			7	1.1%
Diagnostic Radiology	19	2.9%			19	2.9%
Emergency Medicine (RCPSC)	5	.8%			5	.8%
Internal Medicine	10	1.5%			10	1.5%
Cardiology (Int.Med.)	12	1.8%			12	1.8%
Clin. Imm./Allergy (Int.Med.)	2	.3%			2	.3%
Critical Care (Int.Med.)	5	.8%			5	.8%
Endocrinology/Met. (Int.Med.)	5	.8%			5	.8%
Gastroenterology (Int.Med.)	10	1.5%			10	1.5%
General Internal Medicine	15	2.3%			15	2.3%
Geriatric Medicine (Int.Med.)	1	.2%			1	.2%
Hematology (Int.Med.)	4	.6%			4	.6%
Infectious Diseases (Int.Med.)	1	.2%			1	.2%
Medical Oncology (Int.Med.)	2	.3%			2	.3%
Nephrology (Int.Med.)	5	.8%			5	.8%
Respirology (Int.Med.)	8	1.2%			8	1.2%
Rheumatology (Int.Med.)	3	.5%			3	.5%
Medical Genetics	1	.2%			1	.2%
Neurology	7	1.1%			7	1.1%
Nuclear Medicine	3	.5%			3	.5%
Pediatrics	10	1.5%			10	1.5%
Adolescent Medicine (Ped.)	2	.3%			2	.3%
Cardiology (Ped.)	2	.3%			2	.3%
Clin. Imm./Allergy (Ped.)	2	.3%			2	.3%
Critical Care (Ped.)	2	.3%			2	.3%

(continued)

**TABLE C-3
POST-M.D. TRAINEES EXITING QUEBEC TRAINING PROGRAMS IN JULY, 2012
AT THE COMPLETION OF POST-M.D. TRAINING
(GRADUATES OF CANADIAN MEDICAL SCHOOLS)
FIELD OF POST-M.D. TRAINING (NOV 1, 2011)
OF NEW ENTRY AND RE-ENTRY GROUPS***

Field of Post-M.D. Training	New Entry		Re-entry		Total	
	Count	Col %	Count	Col %	Count	Col %
Gastroenterology (Ped.)	1	.2%			1	.2%
Developmental Pediatrics	1	.2%			1	.2%
Pediatric Emergency Med. (Ped.)	2	.3%			2	.3%
Infectious Diseases (Ped.)	1	.2%			1	.2%
Neonatal-Perinatal Med. (Ped.)	5	.8%			5	.8%
Physical Medicine & Rehab.	4	.6%			4	.6%
Psychiatry	39	6.0%			39	6.0%
Radiation Oncology	7	1.1%			7	1.1%
MEDICAL SPECIALTIES SUBTOTAL	236	36.3%	1	33.3%	237	36.2%
Anatomical Pathology	3	.5%			3	.5%
Medical Biochemistry	1	.2%			1	.2%
Medical Microbiology	7	1.1%			7	1.1%
LAB MEDICINE SPECIALTIES SUBTOTAL	11	1.7%			11	1.7%
Cardiac Surgery	4	.6%			4	.6%
General Surgery	17	2.6%			17	2.6%
Pediatric Surgery	1	.2%			1	.2%
Vascular Surgery	1	.2%			1	.2%
Neurosurgery	2	.3%			2	.3%
Obstetrics/Gynecology	16	2.5%	1	33.3%	17	2.6%
Gyn. Oncology	1	.2%			1	.2%
Maternal-Fetal Med. (Ob.)	1	.2%			1	.2%
Ophthalmology	9	1.4%			9	1.4%
Otolaryngology - Head and Neck Surgery	7	1.1%			7	1.1%
Orthopedic Surgery	11	1.7%			11	1.7%
Plastic Surgery	7	1.1%			7	1.1%
Urology	9	1.4%			9	1.4%
SURGICAL SPECIALTIES SUBTOTAL	86	13.2%	1	33.3%	87	13.3%
Total	651	100.0%	3	100.0%	654	100.0%

* New Entry - trainees assumed to be entering practice for the first time
Re-entry - trainees assumed to be re-entering practice

**TABLE C-4
 POST-M.D. TRAINEES EXITING QUEBEC
 TRAINING PROGRAMS IN JULY, 2012
 AT THE COMPLETION OF POST-M.D. TRAINING
 (INTERNATIONAL MEDICAL GRADUATES)**

**LOCATION OF RECEIPT OF THE M.D. DEGREE
 BY
 LEGAL STATUS**

M.D. Country	Legal Status		
	CC/PR*	Visa	Total
Algeria	11	3	14
Argentina	1	3	4
Austria		1	1
Belgium		6	6
China	1		1
Colombia	3	1	4
Democratic Republic Congo	2		2
Czech Republic	1		1
France	1	18	19
Germany	1		1
Georgia		1	1
Greece		2	2
Guinea	1		1
Haiti	2		2
Hungary		1	1
India		5	5
Iran	3		3
Ireland		1	1
Israel		2	2
Italy		6	6
Côte d'Ivoire	1		1
Jordan		1	1
Kuwait		1	1
Lebanon		1	1

(continued)

**TABLE C-4
 POST-M.D. TRAINEES EXITING QUEBEC
 TRAINING PROGRAMS IN JULY, 2012
 AT THE COMPLETION OF POST-M.D. TRAINING
 (INTERNATIONAL MEDICAL GRADUATES)**

**LOCATION OF RECEIPT OF THE M.D. DEGREE
 BY
 LEGAL STATUS**

M.D. Country	Legal Status		
	CC/PR*	Visa	Total
Madagascar		1	1
Mexico		3	3
Morocco	4	1	5
Oman		4	4
Peru	1	1	2
Romania	5		5
Russia	2		2
Saudi Arabia	1	23	24
Spain		3	3
Switzerland	1	7	8
Syrian Arab Republic		1	1
Thailand		1	1
Tunisia	8	3	11
United States of America	4	4	8
Egypt	2	4	6
United Kingdom		4	4
Uruguay	1		1
Venezuela	1		1
United Arab Emirates		2	2
Total	58	115	173

CC/PR: Canadian Citizens and Permanent Residents

**TABLE C-4A
POST-M.D. TRAINEES EXITING QUEBEC
TRAINING PROGRAMS IN JULY, 2012
AT THE COMPLETION OF POST-M.D. TRAINING
(INTERNATIONAL MEDICAL GRADUATES)**

**FIELD OF POST-M.D. TRAINING
BY
LEGAL STATUS**

Field of Post-M.D. Training	Legal Status		
	CC/PR*	Visa	Total
Family Medicine	23	2	25
Enhanced Skills: Other Fam. Med. Training	3	1	4
FAMILY MEDICINE SUBTOTAL	26	3	29
Palliative Medicine	2		2
TRAINING FOLLOWING FAMILY MEDICINE OR SPECIALTY SUBTOTAL	2		2
Anesthesiology		8	8
Public Health and Preventive Medicine	1		1
Diagnostic Radiology	1	10	11
Neuroradiology		2	2
Critical Care (Emergency Med.)		2	2
Internal Medicine		1	1
Cardiology (Int.Med.)	1	21	22
Critical Care (Int.Med)		1	1
Endocrinology/Met. (Int.Med.)		3	3
Gastroenterology (Int.Med.)	1	1	2
Hematology (Int.Med.)		3	3
Medical Oncology (Int.Med.)		1	1
Nephrology (Int.Med.)	2		2
Respirology (Int.Med.)		2	2
Medical Genetics	2	2	4
Neurology	1		1
Adolescent Medicine (Ped.)		2	2
Cardiology (Ped.)		1	1
Critical Care (Ped.)	2	1	3

(continued)

**TABLE C-4A
 POST-M.D. TRAINEES EXITING QUEBEC
 TRAINING PROGRAMS IN JULY, 2012
 AT THE COMPLETION OF POST-M.D. TRAINING
 (INTERNATIONAL MEDICAL GRADUATES)**

**FIELD OF POST-M.D. TRAINING
 BY
 LEGAL STATUS**

Field of Post-M.D. Training	Legal Status		
	CC/PR*	Visa	Total
Gastroenterology (Ped.)		1	1
Pediatric Emergency Med. (Ped.)		1	1
Hematology/Oncology (Ped.)		1	1
Neonatal-Perinatal Med. (Ped.)	1		1
Nephrology (Ped.)		1	1
Psychiatry	3	2	5
Radiation Oncology	2		2
MEDICAL SPECIALTIES SUBTOTAL	17	67	84
Anatomical Pathology	3		3
Medical Biochemistry	5		5
Medical Microbiology		1	1
LAB MEDICINE SPECIALTIES SUBTOTAL	8	1	9
Cardiac Surgery	2	6	8
Thoracic Surgery (Cardiac Surg.)		1	1
General Surgery		4	4
Gen. Surgical Oncology		2	2
Pediatric Surgery		2	2
Thoracic Surgery		1	1
Vascular Surgery		1	1
Neurosurgery		1	1
Gyn. Oncology		5	5
Gyn.Rep.Endocrin./Infertility		2	2
Maternal-Fetal Med. (Ob.)		1	1
Ophthalmology	1	2	3

(continued)

**TABLE C-4A
 POST-M.D. TRAINEES EXITING QUEBEC
 TRAINING PROGRAMS IN JULY, 2012
 AT THE COMPLETION OF POST-M.D. TRAINING
 (INTERNATIONAL MEDICAL GRADUATES)**

**FIELD OF POST-M.D. TRAINING
 BY
 LEGAL STATUS**

Field of Post-M.D. Training	Legal Status		
	CC/PR*	Visa	Total
Otolaryngology - Head and Neck Surgery		2	2
Orthopedic Surgery	1	11	12
Plastic Surgery	1		1
Urology		3	3
SURGICAL SPECIALTIES SUBTOTAL	5	44	49
Total	58	115	173

CC/PR: Canadian Citizens and Permanent Residents

**TABLE C-5
POST-M.D. TRAINEES EXITING QUEBEC TRAINING PROGRAMS IN JULY, 2012
AT THE COMPLETION OF POST-M.D. TRAINING
(CANADIAN CITIZENS AND PERMANENT RESIDENTS ONLY - VISA TRAINEES NOT INCLUDED)
FIELD OF POST-M.D. TRAINING
BY
RANK**

Field of Post-M.D. Training	Residents		Fellows		Total	
	Count	Row %	Count	Row %	Count	Row %
Family Medicine	281	99.6%	1	.4%	282	100.0%
Emergency Medicine (CFPC)	38	100.0%			38	100.0%
Care of the Elderly (CFPC)	3	100.0%			3	100.0%
Enhanced Skills: Other Fam. Med. Training	20	95.2%	1	4.8%	21	100.0%
FAMILY MEDICINE SUBTOTAL	342	99.4%	2	.6%	344	100.0%
Palliative Medicine	2	100.0%			2	100.0%
TRAINING FOLLOWING FAMILY MEDICINE OR SPECIALTY SUBTOTAL	2	100.0%			2	100.0%
Anesthesiology	31	100.0%			31	100.0%
Critical Care (Anes.)	1	100.0%			1	100.0%
Public Health and Preventive Medicine	3	100.0%			3	100.0%
Dermatology	7	100.0%			7	100.0%
Diagnostic Radiology	20	100.0%			20	100.0%
Emergency Medicine (RCPSC)	5	100.0%			5	100.0%
Internal Medicine	10	100.0%			10	100.0%
Cardiology (Int.Med.)	13	100.0%			13	100.0%
Clin. Imm./Allergy (Int.Med.)	2	100.0%			2	100.0%
Critical Care (Int.Med.)	5	100.0%			5	100.0%
Endocrinology/Met. (Int.Med.)	5	100.0%			5	100.0%
Gastroenterology (Int.Med.)	11	100.0%			11	100.0%
General Internal Medicine	15	100.0%			15	100.0%
Geriatric Medicine (Int.Med.)	1	100.0%			1	100.0%
Hematology (Int.Med.)	4	100.0%			4	100.0%
Infectious Diseases (Int.Med.)	1	100.0%			1	100.0%
Medical Oncology (Int.Med.)	2	100.0%			2	100.0%
Nephrology (Int.Med.)	6	85.7%	1	14.3%	7	100.0%
Respirology (Int.Med.)	8	100.0%			8	100.0%
Rheumatology (Int.Med.)	3	100.0%			3	100.0%
Medical Genetics	2	66.7%	1	33.3%	3	100.0%
Neurology	8	100.0%			8	100.0%
Nuclear Medicine	3	100.0%			3	100.0%
Pediatrics	10	100.0%			10	100.0%

(continued)

**TABLE C-5
POST-M.D. TRAINEES EXITING QUEBEC TRAINING PROGRAMS IN JULY, 2012
AT THE COMPLETION OF POST-M.D. TRAINING
(CANADIAN CITIZENS AND PERMANENT RESIDENTS ONLY - VISA TRAINEES NOT INCLUDED)
FIELD OF POST-M.D. TRAINING
BY
RANK**

Field of Post-M.D. Training	Residents		Fellows		Total	
	Count	Row %	Count	Row %	Count	Row %
Adolescent Medicine (Ped.)	2	100.0%			2	100.0%
Cardiology (Ped.)	2	100.0%			2	100.0%
Clin. Imm./Allergy (Ped.)	2	100.0%			2	100.0%
Critical Care (Ped.)	3	75.0%	1	25.0%	4	100.0%
Gastroenterology (Ped.)	1	100.0%			1	100.0%
Developmental Pediatrics	1	100.0%			1	100.0%
Pediatric Emergency Med. (Ped.)	2	100.0%			2	100.0%
Infectious Diseases (Ped.)	1	100.0%			1	100.0%
Neonatal-Perinatal Med. (Ped.)	5	83.3%	1	16.7%	6	100.0%
Physical Medicine & Rehab.	4	100.0%			4	100.0%
Psychiatry	42	100.0%			42	100.0%
Radiation Oncology	9	100.0%			9	100.0%
MEDICAL SPECIALTIES SUBTOTAL	250	98.4%	4	1.6%	254	100.0%
Anatomical Pathology	6	100.0%			6	100.0%
Medical Biochemistry	6	100.0%			6	100.0%
Medical Microbiology	7	100.0%			7	100.0%
LAB MEDICINE SPECIALTIES SUBTOTAL	19	100.0%			19	100.0%
Cardiac Surgery	4	66.7%	2	33.3%	6	100.0%
General Surgery	17	100.0%			17	100.0%
Pediatric Surgery	1	100.0%			1	100.0%
Vascular Surgery	1	100.0%			1	100.0%
Neurosurgery	2	100.0%			2	100.0%
Obstetrics/Gynecology	17	100.0%			17	100.0%
Gyn. Oncology	1	100.0%			1	100.0%
Maternal-Fetal Med. (Ob.)	1	100.0%			1	100.0%
Ophthalmology	9	90.0%	1	10.0%	10	100.0%
Otolaryngology - Head and Neck Surgery	7	100.0%			7	100.0%
Orthopedic Surgery	11	91.7%	1	8.3%	12	100.0%
Plastic Surgery	7	87.5%	1	12.5%	8	100.0%
Urology	9	100.0%			9	100.0%
SURGICAL SPECIALTIES SUBTOTAL	87	94.6%	5	5.4%	92	100.0%
Total	700	98.5%	11	1.5%	711	100.0%

Section D

**Post-M.D. Trainees Exiting Quebec
Training Programs in**

July, 2010

at the Completion of Post-M.D. Training

**(Canadian Citizens and Permanent Residents Only -
Visa Trainees Not Included)**

**TABLE D-1
POST-M.D. TRAINEES EXITING QUEBEC TRAINING PROGRAMS IN JULY, 2010
AT THE COMPLETION OF POST-M.D. TRAINING
(CANADIAN CITIZENS AND PERMANENT RESIDENTS ONLY - VISA TRAINEES NOT INCLUDED)
FIELD OF POST-M.D. TRAINING
BY
GEOGRAPHIC LOCATION, 2012 CMA MASTERFILE**

Field of Post-M.D. Training	Geographic Location, 2012										Total
	NS	NB	QUE	ONT	MAN	SASK	ALTA	BC	USA	NOT LOC.	
Family Medicine	1	18	172	6	1	1	1	2		31	233
Emergency Medicine (CFPC)	1		26	4						1	32
Enhanced Skills: Other Fam. Med. Training			2								2
FAMILY MEDICINE SUBTOTAL	2	18	200	10	1	1	1	2		32	267
Palliative Medicine			1								1
TRAINING FOLLOWING FAMILY MEDICINE OR SPECIALTY SUBTOTAL			1								1
Anesthesiology		1	20			1				2	24
Critical Care (Anes.)			1								1
Public Health and Preventive Medicine			5								5
Dermatology				2							4
Diagnostic Radiology			17							3	20
Emergency Medicine (RCPSC)			4							2	6
Internal Medicine		1	17							2	20
Cardiology (Int.Med.)			12			1			1	2	16
Clin. Imm./Allergy (Int.Med.)			1								1
Critical Care (Int.Med.)			4								4
Endocrinology/Met. (Int.Med.)			5							2	7
Gastroenterology (Int.Med.)			3								3
Geriatric Medicine (Int.Med.)			5							1	6
Hematology (Int.Med.)			1								1
Infectious Diseases (Int.Med.)			1								1
Medical Oncology (Int.Med.)			4							1	5
Nephrology (Int.Med.)			2								2
Respirology (Int.Med.)		1	7								8
Rheumatology (Int.Med.)			1					1			2
Medical Genetics			2								2
Neurology			6							2	8
Neurology (Pediatrics)									1		1
Nuclear Medicine			1		1						2
Pediatrics		1	5	1						2	9
Clin. Imm./Allergy (Ped.)			3	1							4
Critical Care (Ped.)										2	2
Endocrinology/Met. (Ped.)			1		1						2
Developmental Pediatrics			1								1
Pediatric Emergency Med. (Ped.)			2								2
Hematology/Oncology (Ped.)			1								1
Respirology (Ped.)			1								1
Psychiatry		2	22	1			1			3	29
Radiation Oncology			8							1	9
MEDICAL SPECIALTIES SUBTOTAL		6	165	5	2	2	1	1	2	25	209
Anatomical Pathology			4						1	1	6
Medical Biochemistry			1								1
Medical Microbiology			8							2	10
LAB MEDICINE SPECIALTIES SUBTOTAL			13						1	3	17
Cardiac Surgery										1	1
Critical Care (Cardiac Surg.)			1								1
General Surgery			9							2	11

(continued)

**TABLE D-1
 POST-M.D. TRAINEES EXITING QUEBEC TRAINING PROGRAMS IN JULY, 2010
 AT THE COMPLETION OF POST-M.D. TRAINING
 (CANADIAN CITIZENS AND PERMANENT RESIDENTS ONLY - VISA TRAINEES NOT INCLUDED)
 FIELD OF POST-M.D. TRAINING
 BY
 GEOGRAPHIC LOCATION, 2012 CMA MASTERFILE**

Field of Post-M.D. Training	Geographic Location, 2012										Total	
	NS	NB	QUE	ONT	MAN	SASK	ALTA	BC	USA	NOT LOC.		
Critical Care (Surgery)			1									1
Pediatric General Surgery			2									2
Vascular Surgery							1					1
Neurosurgery			1									1
Obstetrics/Gynecology			13	1			1					15
Gyn. Oncology			2									2
Maternal-Fetal Med. (Ob.)			1									1
Ophthalmology	1		7							2		10
Otolaryngology - Head and Neck Surgery			5							1		6
Orthopedic Surgery			6	1								7
Plastic Surgery			5	2						1		8
Urology			3	1						4		8
SURGICAL SPECIALTIES SUBTOTAL	1		56	5			2			11		75
Total	3	24	435	20	3	3	4	3	3	71		569

TABLE D-1i
POST-M.D. TRAINEES EXITING CANADIAN TRAINING PROGRAMS IN JULY, 2010
AT THE COMPLETION OF POST-M.D. TRAINING
WITH PRACTICE LOCATIONS IN QUEBEC, JULY 2012 CMA MASTERFILE
(CANADIAN CITIZENS AND PERMANENT RESIDENTS ONLY - VISA TRAINEES NOT INCLUDED)
FIELD OF POST-M.D. TRAINING
BY
PROVINCE PROVIDING POST-M.D. TRAINING

Field of Post-M.D. Training	Province Providing Post-M.D. Training					Total
	Nfld.	Que.	Ont.	Alta.	B.C.	
Family Medicine		172	4			176
Emergency Medicine (CFPC)	1	26		1		28
Enhanced Skills: Other Fam. Med. Training		2				2
FAMILY MEDICINE SUBTOTAL	1	200	4	1		206
Palliative Medicine		1				1
TRAINING FOLLOWING FAMILY MEDICINE OR SPECIALTY SUBTOTAL		1				1
Anesthesiology		20	2		1	23
Critical Care (Anes.)		1				1
Public Health and Preventive Medicine		5				5
Dermatology		2				2
Diagnostic Radiology		17	1			18
Neuroradiology					1	1
Emergency Medicine (RCPSC)		4				4
Internal Medicine		17				17
Cardiology (Int.Med.)		12				12
Clin. Imm./Allergy (Int.Med.)		1				1
Critical Care (Int.Med.)		4				4
Endocrinology/Met. (Int.Med.)		5				5
Gastroenterology (Int.Med.)		3	2			5
Geriatric Medicine (Int.Med.)		5				5
Hematology (Int.Med.)		1				1
Infectious Diseases (Int.Med.)		1				1
Medical Oncology (Int.Med.)		4			1	5
Nephrology (Int.Med.)		2	2			4
Respirology (Int.Med.)		7				7
Rheumatology (Int.Med.)		1				1
Medical Genetics		2				2
Neurology		6	1			7
Nuclear Medicine		1			1	2
Pediatrics		5			1	6
Cardiology (Ped.)			1			1
Clin. Imm./Allergy (Ped.)		3				3

(continued)

TABLE D-1i
POST-M.D. TRAINEES EXITING CANADIAN TRAINING PROGRAMS IN JULY, 2010
AT THE COMPLETION OF POST-M.D. TRAINING
WITH PRACTICE LOCATIONS IN QUEBEC, JULY 2012 CMA MASTERFILE
(CANADIAN CITIZENS AND PERMANENT RESIDENTS ONLY - VISA TRAINEES NOT INCLUDED)
FIELD OF POST-M.D. TRAINING
BY
PROVINCE PROVIDING POST-M.D. TRAINING

Field of Post-M.D. Training	Province Providing Post-M.D. Training					
	Nfld.	Que.	Ont.	Alta.	B.C.	Total
Endocrinology/Met. (Ped.)		1				1
Developmental Pediatrics		1				1
Pediatric Emergency Med. (Ped.)		2				2
Hematology/Oncology (Ped.)		1			1	2
Infectious Diseases (Ped.)			1			1
Neonatal-Perinatal Med. (Ped.)			1			1
Respirology (Ped.)		1				1
Physical Medicine & Rehab.			1			1
Psychiatry		22	1		1	24
Radiation Oncology		8	1			9
MEDICAL SPECIALTIES SUBTOTAL		165	14		7	186
Anatomical Pathology		4	1			5
Medical Biochemistry		1				1
Medical Microbiology		8	1			9
LAB MEDICINE SPECIALTIES SUBTOTAL		13	2			15
Critical Care (Cardiac Surg.)		1			1	2
General Surgery		9			1	10
Critical Care (Surgery)		1				1
Pediatric General Surgery		2				2
Vascular Surgery					1	1
Neurosurgery		1			1	2
Obstetrics/Gynecology		13				13
Gyn. Oncology		2				2
Maternal-Fetal Med. (Ob.)		1				1
Ophthalmology		7	1			8
Otolaryngology - Head and Neck Surgery		5			1	6
Orthopedic Surgery		6		1	4	11
Plastic Surgery		5	1			6
Urology		3	2			5
SURGICAL SPECIALTIES SUBTOTAL		56	4	1	9	70
Total	1	435	24	2	16	478

TABLE D-2
POST-M.D. TRAINEES EXITING QUEBEC TRAINING PROGRAMS IN JULY, 2010
AT THE COMPLETION OF POST-M.D. TRAINING
(CANADIAN CITIZENS AND PERMANENT RESIDENTS ONLY - VISA TRAINEES NOT INCLUDED)
LOCATION OF RECEIPT OF THE M.D. DEGREE
BY
GEOGRAPHIC LOCATION, 2012 CMA MASTERFILE

Location of Receipt of the M.D. Degree	Geographic Location, 2012										Total
	NS	NB	QUE	ONT	MAN	SASK	ALTA	BC	USA	NOT LOC.	
Newfoundland			1								1
Maritimes	1		1	2							4
Quebec	1	20	395	8	1		1	2	3	50	481
Ontario	1		11	9						1	22
Manitoba					2		1				3
Saskatchewan			1	1		1					3
Alberta			2				2	1			5
British Columbia			1								1
Canadian M.D. Graduates Subtotal	3	20	412	20	3	1	4	3	3	51	520
International Medical Graduates		4	23			2				20	49
Total	3	24	435	20	3	3	4	3	3	71	569

TABLE D-2i
POST-M.D. TRAINEES EXITING QUEBEC TRAINING PROGRAMS IN JULY, 2010
AT THE COMPLETION OF POST-M.D. TRAINING
(CANADIAN CITIZENS AND PERMANENT RESIDENTS ONLY - VISA TRAINEES NOT INCLUDED)
(M.D. DEGREE RECEIVED IN QUEBEC)
FIELD OF POST-M.D. TRAINING
BY
GEOGRAPHIC LOCATION, 2012 CMA MASTERFILE

Field of Post-M.D. Training	Geographic Location, 2012						Total
	Atlantic	Quebec	Ontario	Western	USA/ Other	Not Reported	
FAMILY MEDICINE	16	186	4	1		22	229
TRAINING FOLLOWING F.M. OR SPEC.		1					1
MEDICAL SPECIALTIES	5	145	2	2	2	21	177
LAB MEDICINE SPECIALTIES		12			1	3	16
SURGICAL SPECIALTIES		51	2	1		4	58
Total	21	395	8	4	3	50	481

**TABLE D-2ii
POST-M.D. TRAINEES EXITING QUEBEC TRAINING PROGRAMS IN JULY, 2010
AT THE COMPLETION OF POST-M.D. TRAINING
(CANADIAN CITIZENS AND PERMANENT RESIDENTS ONLY - VISA TRAINEES NOT INCLUDED
(M.D. DEGREE RECEIVED IN OTHER CANADIAN PROVINCES)
FIELD OF POST-M.D. TRAINING
BY
GEOGRAPHIC LOCATION, 2012 CMA MASTERFILE**

Field of Post-M.D. Training	Geographic Location, 2012					Total
	Atlantic	Quebec	Ontario	Western	Not Reported	
FAMILY MEDICINE	1	4	6	3		14
MEDICAL SPECIALTIES		11	3	3		17
SURGICAL SPECIALTIES	1	2	3	1	1	8
Total	2	17	12	7	1	39

**TABLE D-2iii
POST-M.D. TRAINEES EXITING QUEBEC TRAINING PROGRAMS IN JULY, 2010
AT THE COMPLETION OF POST-M.D. TRAINING
(CANADIAN CITIZENS AND PERMANENT RESIDENTS ONLY - VISA TRAINEES NOT
INCLUDED)
(M.D. DEGREE RECEIVED OUTSIDE CANADA)
FIELD OF POST-M.D. TRAINING
BY
GEOGRAPHIC LOCATION, 2012 CMA MASTERFILE**

Field of Post-M.D. Training	Geographic Location, 2012				Total
	Atlantic	Quebec	Western	Not Reported	
FAMILY MEDICINE	3	10	1	10	24
MEDICAL SPECIALTIES	1	9	1	4	15
LAB MEDICINE SPECIALTIES		1			1
SURGICAL SPECIALTIES		3		6	9
Total	4	23	2	20	49

**TABLE D-3
NATIONAL DATA
POST-M.D. TRAINEES EXITING CANADIAN TRAINING PROGRAMS IN JULY, 2010
AT THE COMPLETION OF POST-M.D. TRAINING
(CANADIAN CITIZENS AND PERMANENT RESIDENTS ONLY - VISA TRAINEES NOT INCLUDED)
LOCATION OF RECEIPT OF THE M.D. DEGREE
BY
GEOGRAPHIC LOCATION, 2012 CMA MASTERFILE**

Location of Receipt of the M.D. Degree	Geographic Location, 2012													Total
	NFLD	NS	PEI	NB	QUE	ONT	MAN	SASK	ALTA	BC	N.T.	USA	NOT LOC.	
Newfoundland	26	4		6	1	10	1		4	6		3	1	62
Maritimes		25	2	6	1	21			6	9		4	1	75
Quebec		1		23	429	38	1	1	8	6		4	57	568
Ontario	7	12	1	4	16	508	8	6	29	41		13	22	667
Manitoba	1	1			1	14	46	1	8	10	1		1	84
Saskatchewan		1	1		1	11	3	27	9	4		1	4	62
Alberta	1	5		1	3	36	3	7	139	38		1	8	242
British Columbia	2	2		1	2	14	1		16	85		2	5	130
Canadian M.D. Graduates Subtotal	37	51	4	41	454	652	63	42	219	199	1	28	99	1890
International Medical Graduates	10	9		17	24	196	20	20	58	42		5	91	492
Total	47	60	4	58	478	848	83	62	277	241	1	33	190	2382

**TABLE D-4
NATIONAL DATA
POST-M.D. TRAINEES EXITING CANADIAN TRAINING PROGRAMS IN JULY, 2010
AT THE COMPLETION OF POST-M.D. TRAINING
(CANADIAN CITIZENS AND PERMANENT RESIDENTS ONLY - VISA TRAINEES NOT INCLUDED)
LOCATION OF POST-M.D. TRAINING
BY**

GEOGRAPHIC LOCATION, 2012 CMA MASTERFILE

Location of Post-M.D. Training	Geographic Location, 2012													Total
	NFLD	NS	PEI	NB	QUE	ONT	MAN	SASK	ALTA	BC	N.T.	USA	NOT LOC.	
Memorial University	31	1		1	1	3	1		1	1		2		42
Dalhousie University		40	3	19		10	1	1	5	2		4	4	90
Université Laval				3	99	2						1	17	122
Université de Sherbrooke		1		20	73					1			12	107
Université de Montréal		1			172	6		1				1	31	212
McGill University		1		1	91	12	3	2	4	2		1	11	128
QUEBEC SUBTOTAL		3		24	435	20	3	3	4	3		3	71	569
University of Ottawa	3	1		2	4	120	3	3	7	6		3	8	160
Queen's University		1			1	65	1	1	1	2		3	4	79
University of Toronto	2	2		4	17	333	7	6	12	13		8	43	447
McMaster University		4		4	2	116		2	2	2		2	14	146
University of Western Ontario	2			1		94		2	2	5		2	5	113
Northern Ontario School of Medicine					32			1					1	34
ONTARIO SUBTOTAL	7	8		11	24	760	11	15	22	28		18	75	979
University of Manitoba	1					7	61	3	7	7		2	4	92
University of Saskatchewan						8		32	7	4			1	52
University of Alberta	4	1				6	1	3	123	12			14	164
University of Calgary		2		3	2	8	1	1	96	15		1	9	138
ALBERTA SUBTOTAL	4	3		3	2	14	2	4	219	27		1	23	302
University of British Columbia	4	5	1		16	26	4	4	12	169		3	12	256
Total	47	60	4	58	478	848	83	62	277	241	1	33	190	2382

Section E

Time Series 2008-09 to 2012-13

**TABLE E-1
POST-M.D. TRAINEES IN QUEBEC TRAINING PROGRAMS
FIELD OF POST-M.D. TRAINING
BY
LOCATION OF UNIVERSITY WHICH AWARDED THE M.D. DEGREE
2008/09 to 2012/13**

Field of Post-M.D. Training	2008			2009			2010			2011			2012		
	Canada	Outside Canada	Total	Canada	Outside Canada	Total	Canada	Outside Canada	Total	Canada	Outside Canada	Total	Canada	Outside Canada	Total
Family Medicine	580	83	663	619	89	708	711	88	799	772	69	841	805	72	877
Row %	87.5%	12.5%	100.0%	87.4%	12.6%	100.0%	89.0%	11.0%	100.0%	91.8%	8.2%	100.0%	91.8%	8.2%	100.0%
Medical Specialties	1310	309	1619	1392	331	1723	1492	311	1803	1562	305	1867	1607	317	1924
Row %	80.9%	19.1%	100.0%	80.8%	19.2%	100.0%	82.8%	17.2%	100.0%	83.7%	16.3%	100.0%	83.5%	16.5%	100.0%
Lab Medicine Specialties	73	31	104	80	23	103	80	29	109	80	31	111	81	32	113
Row %	70.2%	29.8%	100.0%	77.7%	22.3%	100.0%	73.4%	26.6%	100.0%	72.1%	27.9%	100.0%	71.7%	28.3%	100.0%
Surgical Specialties	488	191	679	516	193	709	558	208	766	603	210	813	605	214	819
Row %	71.9%	28.1%	100.0%	72.8%	27.2%	100.0%	72.8%	27.2%	100.0%	74.2%	25.8%	100.0%	73.9%	26.1%	100.0%
Total	2451	614	3065	2607	636	3243	2841	636	3477	3017	615	3632	3098	635	3733
Row %	80.0%	20.0%	100.0%	80.4%	19.6%	100.0%	81.7%	18.3%	100.0%	83.1%	16.9%	100.0%	83.0%	17.0%	100.0%

**TABLE E-2
POST-M.D. TRAINEES IN QUEBEC TRAINING PROGRAMS
FIELD OF POST-M.D. TRAINING
BY
SOURCE OF FUNDING
2008/09 to 2012/13**

Field of Post-M.D. Training	2008			2009			2010			2011			2012		
	Reg. Min. Funds	Other Funds	Total	Reg. Min. Funds	Other Funds	Total	Reg. Min. Funds	Other Funds	Total	Reg. Min. Funds	Other Funds	Total	Reg. Min. Funds	Other Funds	Total
Family Medicine	637	26	663	671	37	708	757	42	799	788	53	841	818	59	877
Row %	96.1%	3.9%	100.0%	94.8%	5.2%	100.0%	94.7%	5.3%	100.0%	93.7%	6.3%	100.0%	93.3%	6.7%	100.0%
Medical Specialties	1384	235	1619	1484	239	1723	1577	226	1803	1657	210	1867	1706	218	1924
Row %	85.5%	14.5%	100.0%	86.1%	13.9%	100.0%	87.5%	12.5%	100.0%	88.8%	11.2%	100.0%	88.7%	11.3%	100.0%
Lab Medicine Specialties	98	6	104	100	3	103	107	2	109	109	2	111	110	3	113
Row %	94.2%	5.8%	100.0%	97.1%	2.9%	100.0%	98.2%	1.8%	100.0%	98.2%	1.8%	100.0%	97.3%	2.7%	100.0%
Surgical Specialties	517	162	679	541	168	709	583	183	766	623	190	813	627	192	819
Row %	76.1%	23.9%	100.0%	76.3%	23.7%	100.0%	76.1%	23.9%	100.0%	76.6%	23.4%	100.0%	76.6%	23.4%	100.0%
Total	2636	429	3065	2796	447	3243	3024	453	3477	3177	455	3632	3261	472	3733
Row %	86.0%	14.0%	100.0%	86.2%	13.8%	100.0%	87.0%	13.0%	100.0%	87.5%	12.5%	100.0%	87.4%	12.6%	100.0%

**TABLE E-3
GRADUATES OF CANADIAN MEDICAL SCHOOLS
EXITING FROM QUEBEC TRAINING PROGRAMS AT THE COMPLETION OF TRAINING
FIELD OF POST-M.D. TRAINING (DURING LAST YEAR OF TRAINING)
EXITING POST-M.D. TRAINING, 2008 to 2012**

Field of Post-M.D. Training	2008		2009		2010		2011		2012	
	Count	Col %	Count	Col %	Count	Col %	Count	Col %	Count	Col %
Family Medicine	234	47.2%	242	45.8%	243	46.6%	276	48.3%	319	48.8%
Medical Specialties	180	36.3%	193	36.6%	196	37.5%	220	38.5%	237	36.2%
Lab Medicine Specialties	16	3.2%	15	2.8%	17	3.3%	9	1.6%	11	1.7%
Surgical Specialties	66	13.3%	78	14.8%	66	12.6%	66	11.6%	87	13.3%
Total	496	100.0%	528	100.0%	522	100.0%	571	100.0%	654	100.0%

**TABLE E-4
INTERNATIONAL MEDICAL GRADUATES
EXITING FROM QUEBEC TRAINING PROGRAMS AT THE COMPLETION OF TRAINING
BY
FIELD OF POST-M.D. TRAINING (DURING LAST YEAR OF TRAINING)
LEGAL STATUS
EXITING POST-M.D. TRAINING, 2008 to 2012**

Field of Post-M.D. Training	2008			2009			2010			2011			2012		
	CC/PR	Visa	Total	CC/PR	Visa	Total	CC/PR	Visa	Total	CC/PR	Visa	Total	CC/PR	Visa	Total
Family Medicine	27	0	27	27	2	29	24	1	25	36	5	41	26	3	29
Col %	79.4%	.0%	18.2%	19.5%	1.8%	15.8%	49.0%	.9%	15.8%	56.3%	4.1%	21.9%	44.8%	2.6%	16.8%
Medical Specialties	5	74	79	66	62	128	15	75	90	19	72	91	19	67	86
Col %	14.7%	64.9%	53.4%	44.3%	56.9%	44.3%	30.6%	68.8%	57.0%	29.7%	58.5%	48.7%	32.8%	58.3%	49.7%
Lab Medicine Specialties	0	2	2	5	2	7	1	1	2	3	1	4	8	1	9
Col %	.0%	1.8%	1.4%	3.4%	1.8%	3.4%	2.0%	.9%	1.3%	4.7%	.8%	2.1%	13.8%	.9%	5.2%
Surgical Specialties	2	38	40	49	43	92	9	32	41	6	45	51	5	44	49
Col %	5.9%	33.3%	27.0%	32.9%	39.4%	25.9%	18.4%	29.4%	25.9%	9.4%	36.6%	27.3%	8.6%	38.3%	28.3%
Total	34	114	148	149	109	158	49	109	158	64	123	187	58	115	173
Col %	100.0%	100.0%	100.0%	100.0%	100.0%	100.0%	100.0%	100.0%	100.0%	100.0%	100.0%	100.0%	100.0%	100.0%	100.0%

CC/PR: Canadian Citizens and Permanent Residents

Section F

**M.D. Graduates From the
Province of Quebec Registered in
Canadian Post-M.D. Training Programs**

Section F

AFMC Data

**M.D. Degrees Awarded by Canadian Universities 1982 to 2012
By University Awarding M.D.
(Calendar Year Totals)**

Year Année	University and Province / Université et Province																			Total	
	NL	NS	Québec					Ontario					Man	Sask	Alberta		BC				
	Mem	Dal	Lav	Sher	Mtl	McG	Total	Ott	Qns	Tor	McM	UWO	NOS	Total	Man	Sask	Alta	Cal	Total		UBC
1982	58	96	141	92	199	156	588	72	72	245	98	105	..	592	86	54	121	71	192	90	1756
1983	55	94	155	93	194	152	594	87	75	243	100	103	..	608	104	61	118	68	186	92	1794
1984	48	92	152	90	197	155	594	75	80	236	94	105	..	590	91	57	113	71	184	117	1773
1985	57	90	163	97	197	154	611	88	78	247	106	103	..	622	95	58	113	69	182	120	1835
1986	52	85	138	96	192	155	581	78	70	240	100	103	..	591	92	58	109	69	178	121	1758
1987	49	98	129	108	174	155	566	82	71	239	97	100	..	589	92	61	115	72	187	124	1766
1988	55	94	137	103	186	152	578	74	73	244	105	109	..	605	89	57	120	65	185	118	1781
1989	54	97	125	85	173	154	537	77	70	236	102	102	..	587	93	57	104	70	174	123	1722
1990	56	90	121	95	162	148	526	78	71	245	99	100	..	593	86	54	116	74	190	113	1708
1991	58	91	119	86	158	152	515	83	73	251	98	99	..	604	76	54	115	68	183	123	1704
1992	59	81	145	89	170	154	558	77	72	246	98	104	..	597	82	55	123	73	196	121	1749
1993	51	83	112	94	158	144	508	84	72	248	102	105	..	611	81	64	117	72	189	115	1702
1994	55	86	112	97	158	145	512	75	74	242	90	106	..	587	79	64	121	70	191	112	1686
1995	63	83	129	92	178	146	545	90	71	253	100	93	..	607	85	55	111	70	181	120	1739
1996	54	85	128	101	158	137	524	78	71	242	100	95	..	586	76	62	113	67	180	118	1685
1997	55	81	132	91	161	136	520	80	73	174	89	94	..	510	69	55	112	57	169	118	1577
1998	57	87	133	96	154	127	510	87	78	167	107	93	..	532	68	54	103	71	174	122	1604
1999	59	81	148	90	148	114	500	79	73	181	97	98	..	528	71	50	108	72	180	125	1594
2000	60	90	108	87	160	109	464	84	75	167	103	101	..	530	74	58	105	74	179	123	1578
2001	59	88	106	84	142	105	437	84	75	175	93	105	..	532	72	56	108	76	184	109	1537
2002	59	87	117	91	137	112	457	83	70	164	101	98	..	516	69	55	104	77	181	119	1543
2003	62	91	120	104	149	125	498	91	81	179	114	104	..	569	74	54	104	93	197	114	1659
2004	61	90	130	98	168	132	528	95	79	188	129	109	..	600	75	53	122	112	234	116	1757
2005	63	89	140	113	175	135	563	123	90	189	135	126	..	663	82	57	129	101	230	131	1878
2006	56	84	151	124	186	148	609	135	100	190	142	135	..	702	89	56	125	110	235	126	1957
2007	58	101	178	137	201	156	672	134	97	204	135	132	..	702	87	64	135	105	240	123	2047
2008	59	96	158	146	220	168	692	132	97	189	153	132	..	703	88	59	125	105	230	195	2122
2009	63	93	186	152	253	171	762	153	102	206	149	133	55	798	90	60	126	127	253	220	2339
2010	61	105	202	189	236	179	806	147	99	223	156	139	52	816	105	57	140	143	283	216	2449
2011	65	95	195	183	258	164	800	152	97	223	181	144	59	856	95	72	143	154	297	248	2528
2012	59	104	214	183	261	174	832	156	101	225	191	148	54	875	106	82	152	174	326	263	2647

Source: AFMC, Canadian Medical Education Statistics

**TABLE F-1a
ALL M.D. GRADUATES OF UNIVERSITÉ LAVAL
REGISTERED IN CANADIAN POST-M.D. TRAINING PROGRAMS IN 2012
FIELD OF POST-M.D. TRAINING
BY
YEAR OF RECEIPT OF THE M.D. DEGREE**

Field of Post-M.D. Training	Year of Receipt of the M.D. Degree										Total
	2004	2005	2006	2007	2008	2009	2010	2011	2012		
Family Medicine		1		1	3	1	16	79	98		199
Emergency Medicine (CFPC)							8				8
Care of the Elderly (CFPC)							2				2
Enhanced Skills: Other Fam. Med. Training							3				3
FAMILY MEDICINE SUBTOTAL		1		1	3	1	29	79	98		212
Palliative Medicine							1				1
TRAINING FOLLOWING FAMILY MEDICINE OR SPECIALTY SUBTOTAL							1				1
Anesthesiology		1	3	4	8	9	8	5	8		46
Public Health and Preventive Medicine						1		1	1		3
Dermatology			3	2	2	2	3		2		14
Diagnostic Radiology	1		1	6	6	7	8	7	7		43
Emergency Medicine (RCPSC)			1	2	2	6	5	3	4		23
Critical Care (Emergency Med.)				1							1
Pediatric Emergency Medicine				1							1
Internal Medicine		1									94
Cardiology (Int.Med.)		1	3	4	2	4	28	35	24		15
Clin. Imm./Allergy (Int.Med.)					3	1					1
Endocrinology/Met. (Int.Med.)						1					5
Gastroenterology (Int.Med.)			1								1
General Internal Medicine			1	1	6	7					15
Geriatric Medicine (Int.Med.)					2	2					4

(continued)

TABLE F-1a
ALL M.D. GRADUATES OF UNIVERSITÉ LAVAL
REGISTERED IN CANADIAN POST-M.D. TRAINING PROGRAMS IN 2012
FIELD OF POST-M.D. TRAINING
BY
YEAR OF RECEIPT OF THE M.D. DEGREE

Field of Post-M.D. Training	Year of Receipt of the M.D. Degree										Total				
	2004	2005	2006	2007	2008	2009	2010	2011	2012						
Hematology (Int.Med.)			2		3	3									6
Medical Oncology (Int.Med.)						1									3
Nephrology (Int.Med.)					1										1
Respirology (Int.Med.)			1	1		3									5
Rheumatology (Int.Med.)			1	1	2	3									7
Medical Genetics								1							1
Neurology		1	1	2	2	3		4		3				5	21
Neurology (Pediatrics)					1	1				1			1		4
Nuclear Medicine					1	1		1					2		4
Pediatrics					2	2		9		12			11		36
Cardiology (Ped.)										1					1
Critical Care (Ped.)				1											1
Endocrinology/Met. (Ped.)			1		1										2
Developmental Pediatrics										1					1
Pediatric Emergency Med. (Ped.)				1											1
Hematology/Oncology (Ped.)	1														1
Neonatal-Perinatal Med. (Ped.)					1										1
Physical Medicine & Rehab.			1	1	1	1		1		1		1	2		7
Psychiatry			3	2	11	13		12		14		10			66
Child and Adolescent Psychiatry				1											1
Radiation Oncology			1	1	1	4		1		1		1			10
MEDICAL SPECIALTIES SUBTOTAL	3	4	24	34	59	80	81	83	78	446					

(continued)

**TABLE F-1a
ALL M.D. GRADUATES OF UNIVERSITÉ LAVAL
REGISTERED IN CANADIAN POST-M.D. TRAINING PROGRAMS IN 2012
FIELD OF POST-M.D. TRAINING
BY
YEAR OF RECEIPT OF THE M.D. DEGREE**

Field of Post-M.D. Training	Year of Receipt of the M.D. Degree										Total
	2004	2005	2006	2007	2008	2009	2010	2011	2012		
Anatomical Pathology		1	1			4	2	1	5	14	
Medical Biochemistry			1	1		1		1		3	
Medical Microbiology			1	1	3	2	2	1	1	11	
Neuropathology						1				1	
LAB MEDICINE SPECIALTIES SUBTOTAL		1	2	2	3	8	4	3	6	29	
Cardiac Surgery							1			1	
General Surgery				2	7	5	5	5	4	28	
Gen. Surgical Oncology			1							1	
Vascular Surgery			1	1		1			1	4	
Neurosurgery				2	1	2	2	1		8	
Obstetrics/Gynecology	1				6	3	13	7	7	37	
Maternal-Fetal Med. (Ob.)				1						1	
Ophthalmology			1	1	3	1	5	5	2	18	
Otolaryngology - Head and Neck Surgery	1				1	1	6	1	1	11	
Orthopedic Surgery			1	3	5	4	3	7	4	27	
Plastic Surgery			1	1	1	1	1	2	1	7	
Urology			1		3	3	3	2	2	14	
SURGICAL SPECIALTIES SUBTOTAL	2		5	11	27	21	39	30	22	157	
Total	5	6	31	48	92	110	154	195	204	845	

TABLE F-1b
ALL M.D. GRADUATES OF UNIVERSITÉ DE SHERBROOKE
REGISTERED IN CANADIAN POST-M.D. TRAINING PROGRAMS IN 2012
BY
FIELD OF POST-M.D. TRAINING
YEAR OF RECEIPT OF THE M.D. DEGREE

Field of Post-M.D. Training	Year of Receipt of the M.D. Degree												Total		
	1988	1999	2001	2002	2003	2004	2005	2006	2007	2008	2009	2010		2011	2012
Family Medicine									2	2		18	85	74	184
Emergency Medicine (CFPC)									1			10			12
Care of the Elderly (CFPC)												1			1
Enhanced Skills: Other Fam. Med. Training												4			4
FAMILY MEDICINE SUBTOTAL									3	2	4	33	85	74	201
Anesthesiology			1					1	2	4	6	6	3	6	29
Critical Care (Anes.)							1		1						2
Public Health and Preventive Medicine										1	2	2		1	6
Dermatology									1	1	1	2	3	3	10
Diagnostic Radiology										5	7	5	5	4	26
Neuroradiology							1								1
Emergency Medicine (RCPSC)													1	2	3
Critical Care (Emergency Med.)			1												1
Internal Medicine										1	2	28	30	32	93
Cardiology (Int.Med.)								1	5	6					14
Critical Care (Int.Med.)								1	1						2
Gastroenterology (Int.Med.)									2	1	2				5
General Internal Medicine										6	6				12
Geriatric Medicine (Int.Med.)											2				2
Hematology (Int.Med.)										3	1				4
Infectious Diseases (Int.Med.)								1							1
Medical Oncology (Int.Med.)	1							1	1	4	2				5
Nephrology (Int.Med.)									2						6
Respirology (Int.Med.)									3	3	2				5
Rheumatology (Int.Med.)									2	2	1				3
Medical Genetics														1	1
Neurology								1		1	4	3	4	2	15
Neurology (Pediatrics)											1	1			2
Nuclear Medicine											1	1			3
Pediatrics												5	7	9	25
Endocrinology/Met. (Ped.)									1						1
Gastroenterology (Ped.)							1								1

(continued)

**TABLE F-1b
ALL M.D. GRADUATES OF UNIVERSITÉ DE SHERBROOKE
REGISTERED IN CANADIAN POST-M.D. TRAINING PROGRAMS IN 2012
BY
FIELD OF POST-M.D. TRAINING
YEAR OF RECEIPT OF THE M.D. DEGREE**

Field of Post-M.D. Training	Year of Receipt of the M.D. Degree												Total		
	1988	1999	2001	2002	2003	2004	2005	2006	2007	2008	2009	2010		2011	2012
Pediatric Emergency Med. (Ped.)										1					2
Hematology/Oncology (Ped.)										1					1
Physical Medicine & Rehab.			1					1	5	2		1		1	4
Psychiatry									10	12		8		12	59
Forensic Psychiatry								1							1
Radiation Oncology								2		2			1		3
MEDICAL SPECIALTIES SUBTOTAL	1	3	1	2	8	21	54	59	64	62	73	62	26	178	348
Anatomical Pathology		1					1		1			1	2		7
Medical Biochemistry										1					1
Medical Microbiology									2	2		2	3	2	11
LAB MEDICINE SPECIALTIES SUBTOTAL	1	1	1	2	8	21	3	4	3	5	2	5	5	2	19
Cardiac Surgery									1				1	1	3
General Surgery									1	7		6	6	6	33
Pediatric Surgery							1								1
Vascular Surgery															1
Neurosurgery												1			1
Obstetrics/Gynecology									1	2		2	1	1	7
Gyn. Oncology									4	5		4	5	4	28
Gyn.Rep.Endocrin./Infertility															1
Maternal-Fetal Med. (Ob.)									1						1
Ophthalmology															2
Otolaryngology - Head and Neck Surgery												2	1	1	8
Orthopedic Surgery									1	2		3	3	3	11
Plastic Surgery									3	6		7	6	7	29
Urology										1		2	2	2	2
SURGICAL SPECIALTIES SUBTOTAL	1	3	1	1	1	3	10	25	22	26	24	26	24	173	700
Total	1	1	3	1	1	3	35	92	122	178	173	122	178	173	700

TABLE F-1c
ALL M.D. GRADUATES OF UNIVERSITÉ DE MONTRÉAL
REGISTERED IN CANADIAN POST-M.D. TRAINING PROGRAMS IN 2012
FIELD OF POST-M.D. TRAINING
By
YEAR OF RECEIPT OF THE M.D. DEGREE

Field of Post-M.D. Training	Year of Receipt of the M.D. Degree											Total	
	1999	2000	2003	2004	2005	2006	2007	2008	2009	2010	2011		2012
Family Medicine		1			2			1	7	16	118	133	278
Emergency Medicine (CFPC)										13			13
Care of the Elderly (CFPC)									1	1			2
Enhanced Skills: Other Fam. Med. Training						1				1			2
FAMILY MEDICINE SUBTOTAL		1			2	1	1	1	8	31	118	133	295
Palliative Medicine		1				1							2
TRAINING FOLLOWING FAMILY MEDICINE OR SPECIALTY SUBTOTAL		1			1	1							2
Anesthesiology								9	8	9	12	8	49
Critical Care (Anes.)						2							2
Public Health and Preventive Medicine								1	1	1	4		7
Dermatology								3	1	2	2	4	10
Diagnostic Radiology			1	1				8	6	8	12	8	50
Emergency Medicine (RCPSC)						2		2	3	2	4	4	15
Critical Care (Emergency Med.)					1								1
Internal Medicine								6	9	33	35	26	109
Cardiology (Int.Med.)				1		2		5	6				20
Clin. Imm./Allergy (Int.Med.)								1	1				2
Critical Care (Int.Med)						2		1	1				3
Endocrinology/Met. (Int.Med.)								4	1				5
Gastroenterology (Int.Med.)						1		6	7				14
General Internal Medicine								3	5				8
Geriatric Medicine (Int.Med.)								1	1				1
Hematology (Int.Med.)					1			5	5				12
Infectious Diseases (Int.Med.)						1							1
Medical Oncology (Int.Med.)						4		1					5
Nephrology (Int.Med.)						2		1	3				6

(continued)

TABLE F-1c
ALL M.D. GRADUATES OF UNIVERSITÉ DE MONTRÉAL
REGISTERED IN CANADIAN POST-M.D. TRAINING PROGRAMS IN 2012
FIELD OF POST-M.D. TRAINING
By
YEAR OF RECEIPT OF THE M.D. DEGREE

Field of Post-M.D. Training	Year of Receipt of the M.D. Degree											Total	
	1999	2000	2003	2004	2005	2006	2007	2008	2009	2010	2011		2012
Respirology (Int.Med.)							1	2	4				6
Rheumatology (Int.Med.)							1	1	1				3
Medical Genetics							1	3	3				1
Neurology							3	3	3	4			16
Neurology (Pediatrics)										1			1
Nuclear Medicine							1	1	3	1	3	1	10
Pediatrics								6	7	11	14	9	47
Cardiology (Ped.)							1	1					1
Clin. Imm./Allergy (Ped.)									2				2
Critical Care (Ped.)							2						2
Endocrinology/Met. (Ped.)							1	1					2
Developmental Pediatrics													1
Neonatal-Perinatal Med. (Ped.)				1			1	1	1				2
Rheumatology (Ped.)				1					1				2
Physical Medicine & Rehab.									3	2	1		6
Psychiatry	1						5	10	6	7	9	11	55
Radiation Oncology							3	1	3	3		2	14
MEDICAL SPECIALTIES SUBTOTAL	1	1	1	3	1	15	40	85	91	81	100	73	491
Anatomical Pathology							2	2	4	3	1	1	13
Medical Biochemistry										1			1
Medical Microbiology					1		1	3	1	4	2	2	14
LAB MEDICINE SPECIALTIES SUBTOTAL					1		3	5	5	8	3	3	28
Cardiac Surgery								6	2	15	13	1	3
General Surgery							1	4	10	15	13	8	57
Gen. Surgical Oncology							2						2
Pediatric Surgery													1

(continued)

**TABLE F-1c
ALL M.D. GRADUATES OF UNIVERSITÉ DE MONTRÉAL
REGISTERED IN CANADIAN POST-M.D. TRAINING PROGRAMS IN 2012
FIELD OF POST-M.D. TRAINING
BY
YEAR OF RECEIPT OF THE M.D. DEGREE**

Field of Post-M.D. Training	Year of Receipt of the M.D. Degree												Total	
	1999	2000	2003	2004	2005	2006	2007	2008	2009	2010	2011	2012		
Vascular Surgery							1		1					1
Neurosurgery					1		1					1	4	6
Obstetrics/Gynecology			1					3	8	9			5	37
Gyn.Rep.Endocrin./Infertility					2									1
Maternal-Fetal Med. (Ob.)						1		2	4	2				2
Ophthalmology						1		1	4	1				20
Otolaryngology - Head and Neck Surgery						1		1	4	1			2	13
Orthopedic Surgery						2		8	4	7			5	30
Plastic Surgery								2	1	1				4
Urology								2	2	3			4	13
SURGICAL SPECIALTIES SUBTOTAL			1		3	5	11	24	36	38	38	34	243	190
Total	1	2	2	3	7	21	55	115	140	158	259	243	1006	

**TABLE F-1d
ALL M.D. GRADUATES OF MCGILL UNIVERSITY
REGISTERED IN CANADIAN POST-M.D. TRAINING PROGRAMS IN 2012
BY
FIELD OF POST-M.D. TRAINING**

YEAR OF RECEIPT OF THE M.D. DEGREE

Field of Post-M.D. Training	Year of Receipt of the M.D. Degree												Total	
	1992	1999	2002	2003	2004	2005	2006	2007	2008	2009	2010	2011		2012
Family Medicine									1	2	7	50	50	110
Emergency Medicine (CFPC)									1	1	9			11
Care of the Elderly (CFPC)										1				1
Enhanced Skills: Other Fam. Med. Training											6			6
FAMILY MEDICINE SUBTOTAL									2	4	22	50	50	128
Anesthesiology							1	1	5	4	9	8	4	32
Public Health and Preventive Medicine			1		1			1	2	2	2	1		10
Dermatology			1				2	2	2	3	3	3	2	16
Diagnostic Radiology						2	3	10	4	4	8	3	5	35
Neuroradiology				1		2			2	5	4	3		3
Emergency Medicine (RCPSC)			1				2	2	3	5	32	26	33	102
Internal Medicine		1				4	1	4	4	6				17
Cardiology (Int.Med.)									4					5
Critical Care (Int.Med.)									4					6
Endocrinology/Met. (Int.Med.)						1	3	2	2	1				6
Gastroenterology (Int.Med.)							1	3	3	3				7
General Internal Medicine						1	3	2	2	8				15
Geriatric Medicine (Int.Med.)								1	1					1
Hematology (Int.Med.)				1		1	1	3	3	5				11
Infectious Diseases (Int.Med.)						1	1	3	3	1				6
Medical Oncology (Int.Med.)								3	1	1				4
Nephrology (Int.Med.)						1	1	3	3	1				6
Respirology (Int.Med.)						1	4	1	1	2				8
Rheumatology (Int.Med.)								1	1	1				2
Medical Genetics						1		2	2					2
Neurology								2	2	4				15
Neurology (Pediatrics)	1						1	1	1	1		4	1	4
Nuclear Medicine								1	1	1			3	5

(continued)

**TABLE F-1d
ALL M.D. GRADUATES OF MCGILL UNIVERSITY
REGISTERED IN CANADIAN POST-M.D. TRAINING PROGRAMS IN 2012
FIELD OF POST-M.D. TRAINING
BY
YEAR OF RECEIPT OF THE M.D. DEGREE**

Field of Post-M.D. Training	Year of Receipt of the M.D. Degree												Total
	1992	1999	2002	2003	2004	2005	2006	2007	2008	2009	2010	2011	
Pediatrics							2	3	7	18	13	16	59
Cardiology (Ped.)				1			2		1				4
Critical Care (Ped.)						3	2	1	1				5
Gastroenterology (Ped.)							1						1
Pediatric Emergency Med. (Ped.)					1		1	2	1				4
Hematology/Oncology (Ped.)							2	1					2
Infectious Diseases (Ped.)							2	1					3
Neonatal-Perinatal Med. (Ped.)							1	2					3
Physical Medicine & Rehab.									1		1	1	3
Psychiatry							3	2	7	11	6	3	32
Radiation Oncology					1	2	5	5	3	3	3	1	15
MEDICAL SPECIALTIES SUBTOTAL	1	1	3	3	2	18	39	80	77	92	72	69	463
Laboratory Med. (Undifferentiated)												1	1
Anatomical Pathology								1	5	2	1		9
Hematological Pathology					1								1
Medical Biochemistry				1							1	1	3
LAB MEDICINE SPECIALTIES SUBTOTAL				1				1	5	2	2	2	14
Cardiac Surgery						1		2	2	1	1		7
General Surgery						3	5	6	8	10	6	10	51
Gen. Surgical Oncology			1										1
Pediatric Surgery					1								1
Thoracic Surgery													1
Vascular Surgery								1				1	1
Neurosurgery													1
Obstetrics/Gynecology				1	1	3	3	5	8	6	2	1	10
Gyn. Oncology						2	1						4
Gyn. Rep.Endocrin./Infertility					1	1	1						1
Ophthalmology					1	2	1	4	4	4	5	4	25

(continued)

**TABLE F-1d
 ALL M.D. GRADUATES OF MCGILL UNIVERSITY
 REGISTERED IN CANADIAN POST-M.D. TRAINING PROGRAMS IN 2012
 FIELD OF POST-M.D. TRAINING
 BY
 YEAR OF RECEIPT OF THE M.D. DEGREE**

Field of Post-M.D. Training	Year of Receipt of the M.D. Degree												Total	
	1992	1999	2002	2003	2004	2005	2006	2007	2008	2009	2010	2011		2012
Otolaryngology - Head and Neck Surgery							1	2	2	3	3	2	2	14
Orthopedic Surgery					1			5	6	3	4	6	5	30
Plastic Surgery									4	3	3	4	1	16
Urology								1	4	3	1	1	1	11
SURGICAL SPECIALTIES SUBTOTAL			1	1	4	5	14	17	34	34	33	36	33	212
Total	1	1	4	5	6	12	32	56	117	120	149	160	154	817

TABLE F-2a
ALL M.D. GRADUATES FROM THE PROVINCE OF QUEBEC
REGISTERED IN CANADIAN POST-M.D. TRAINING PROGRAMS IN 2012
YEAR OF RECEIPT OF THE M.D. DEGREE
BY

PROVINCE PROVIDING POST-M.D. TRAINING

Year M.D. Degree Received	Newfoundland		Maritimes		Quebec		Ontario		Manitoba		Saskatchewan		Alberta		British Columbia		Total	
	Count	Row %	Count	Row %	Count	Row %	Count	Row %	Count	Row %	Count	Row %	Count	Row %	Count	Row %	Count	Row %
1988							1	100.0%									1	100.0%
1992							1	100.0%									1	100.0%
1999					3	100.0%											3	100.0%
2000					2	100.0%											2	100.0%
2001					3	100.0%											3	100.0%
2002			1	20.0%	2	40.0%											5	100.0%
2003					6	75.0%											8	100.0%
2004					7	46.7%											15	100.0%
2005					17	60.7%								1	6.7%		15	100.0%
2006					56	59.6%								1	3.6%		28	100.0%
2007					138	71.1%						1	.5%	4	4.3%		94	100.0%
2008					343	85.1%						2	.5%	4	2.1%		194	100.0%
2009					407	88.1%			1	.2%		1	.2%	6	1.5%		403	100.0%
2010					522	89.5%			1	.2%		1	.2%	6	1.3%		462	100.0%
2011					711	89.8%			1	.1%		1	.1%	5	.9%		583	100.0%
2012					705	91.1%			6	.8%		1	.1%	3	.4%		792	100.0%
Total	7	.2%	16	.5%	2922	86.8%	294	8.7%	10	.3%	7	.2%	33	1.0%	79	2.3%	3368	100.0%

**TABLE F-2b
ALL M.D. GRADUATES FROM THE PROVINCE OF QUEBEC
REGISTERED IN CANADIAN POST-M.D. TRAINING PROGRAMS IN 2012
YEAR OF RECEIPT OF THE M.D. DEGREE
BY
REGION OF POST-M.D. TRAINING**

Year M.D. Degree Received	Atlantic		Quebec		Ontario		Western		Total	
	Count	Row %	Count	Row %	Count	Row %	Count	Row %	Count	Row %
1988					1	100.0%			1	100.0%
1992					1	100.0%			1	100.0%
1999			3	100.0%					3	100.0%
2000			2	100.0%					2	100.0%
2001			3	100.0%					3	100.0%
2002	1	20.0%	2	40.0%	2	40.0%			5	100.0%
2003			6	75.0%	2	25.0%			8	100.0%
2004			7	46.7%	6	40.0%	2	13.3%	15	100.0%
2005			17	60.7%	9	32.1%	2	7.1%	28	100.0%
2006			56	59.6%	24	25.5%	14	14.9%	94	100.0%
2007	3	1.5%	138	71.1%	38	19.6%	15	7.7%	194	100.0%
2008	5	1.2%	343	85.1%	36	8.9%	19	4.7%	403	100.0%
2009	2	.4%	407	88.1%	37	8.0%	16	3.5%	462	100.0%
2010	2	.3%	522	89.5%	40	6.9%	19	3.3%	583	100.0%
2011	5	.6%	711	89.8%	52	6.6%	24	3.0%	792	100.0%
2012	5	.6%	705	91.1%	46	5.9%	18	2.3%	774	100.0%
Total	23	.7%	2922	86.8%	294	8.7%	129	3.8%	3368	100.0%

TABLE F-3a
2006 M.D. GRADUATES FROM THE PROVINCE OF QUEBEC
REGISTERED IN CANADIAN POST-M.D. TRAINING PROGRAMS IN 2006
FIELD OF POST-M.D. TRAINING
BY
PROVINCE PROVIDING POST-M.D. TRAINING (2006)

Field of Post-M.D. Training	Province Providing Post-M.D. Training						Total
	Nfld.	Maritimes	Quebec	Ontario	Alberta	British Columbia	
Family Medicine	2		215	10	1	2	230
FAMILY MEDICINE SUBTOTAL	2		215	10	1	2	230
Anesthesiology			26				26
Public Health and Preventive Medicine			4				4
Dermatology			4				4
Diagnostic Radiology			18				18
Emergency Medicine (RCPSC)			5		1		6
Internal Medicine		1	94	1			96
Medical Genetics			1				1
Neurology			7				7
Nuclear Medicine			2				2
Pediatrics			18	3	1	1	23
Physical Medicine & Rehab.			4				4
Psychiatry			29	3			32
Radiation Oncology			5	1			6
MEDICAL SPECIALTIES SUBTOTAL		1	217	8	2	1	229
Anatomical Pathology			3				3
General Pathology			1			1	2
Hematological Pathology				1			1
Medical Biochemistry			1				1
Medical Microbiology			5				5
LAB MEDICINE SPECIALTIES SUBTOTAL			10	1		1	12
Cardiac Surgery			1	1		1	3
General Surgery			26	3			29
Neurosurgery			1	2			3
Obstetrics/Gynecology			16				16
Ophthalmology			9	1			10
Otolaryngology - Head and Neck Surgery			6				6
Orthopedic Surgery			10	1			11
Plastic Surgery			3				3
Urology			5				5
SURGICAL SPECIALTIES SUBTOTAL			77	8		1	86
Total	2	1	519	27	3	5	557

TABLE F-3b
2006 M.D. GRADUATES FROM THE PROVINCE OF QUEBEC
REGISTERED IN CANADIAN POST-M.D. TRAINING PROGRAMS IN 2007
FIELD OF POST-M.D. TRAINING
BY
PROVINCE PROVIDING POST-M.D. TRAINING (2007)

Field of Post-M.D. Training	Province Providing Post-M.D. Training						Total
	Nfld.	Maritimes	Quebec	Ontario	Alberta	British Columbia	
Family Medicine	2		220	10	1	3	236
FAMILY MEDICINE SUBTOTAL	2		220	10	1	3	236
Anesthesiology			27				27
Public Health and Preventive Medicine			6				6
Dermatology			6				6
Diagnostic Radiology			23				23
Emergency Medicine (RCPSC)			5		1		6
Internal Medicine		1	84	1			86
Medical Genetics			1				1
Neurology			7				7
Neurology (Pediatrics)			2				2
Nuclear Medicine			3				3
Pediatrics			16	3	1	1	21
Physical Medicine & Rehab.			5				5
Psychiatry			33	2			35
Radiation Oncology			8	1			9
MEDICAL SPECIALTIES SUBTOTAL		1	226	7	2	1	237
Anatomical Pathology			3			1	4
Hematological Pathology				1			1
Medical Biochemistry			1				1
Medical Microbiology			5				5
Neuropathology			1				1
LAB MEDICINE SPECIALTIES SUBTOTAL			10	1		1	12
Cardiac Surgery			1	1		1	3
General Surgery			24	3			27
Neurosurgery			1	2			3
Obstetrics/Gynecology			15				15
Ophthalmology			10	1			11
Otolaryngology - Head and Neck Surgery			7				7
Orthopedic Surgery			10	1			11
Plastic Surgery			4				4
Urology			4				4
SURGICAL SPECIALTIES SUBTOTAL			76	8		1	85
Total	2	1	532	26	3	6	570

TABLE F-3c
2006 M.D. GRADUATES FROM THE PROVINCE OF QUEBEC
REGISTERED IN CANADIAN POST-M.D. TRAINING PROGRAMS IN 2008
FIELD OF POST-M.D. TRAINING
BY
PROVINCE PROVIDING POST-M.D. TRAINING (2008)

Field of Post-M.D. Training	Province Providing Post-M.D. Training						Total
	Nfld.	Maritimes	Quebec	Ontario	Alberta	British Columbia	
Family Medicine			40			1	41
Emergency Medicine (CFPC)	1		31	2	1		35
Care of the Elderly (CFPC)			1				1
Enhanced Skills: Other Fam. Med. Training			5	2			7
FAMILY MEDICINE SUBTOTAL	1		77	4	1	1	84
Palliative Medicine			3				3
TRAINING FOLLOWING FAMILY MEDICINE OR SPECIALTY SUBTOTAL			3				3
Anesthesiology			26				26
Public Health and Preventive Medicine			6				6
Dermatology			7				7
Diagnostic Radiology			23				23
Emergency Medicine (RCPSC)			5		1		6
Internal Medicine		1	77	1			79
Neurology			7				7
Neurology (Pediatrics)			2				2
Nuclear Medicine			3				3
Pediatrics			18	3		1	22
Physical Medicine & Rehab.			4				4
Psychiatry			34	2			36
Radiation Oncology			9	1			10
MEDICAL SPECIALTIES SUBTOTAL		1	221	7	1	1	231
Anatomical Pathology			3			1	4
Hematological Pathology				1			1
Medical Biochemistry			1				1
Medical Microbiology			6				6
Neuropathology			1				1
LAB MEDICINE SPECIALTIES SUBTOTAL			11	1		1	13
Cardiac Surgery			1	1		1	3
General Surgery			18	3			21
Neurosurgery			1	2			3
Obstetrics/Gynecology			16		1		17
Ophthalmology			10	1			11
Otolaryngology - Head and Neck Surgery			7				7
Orthopedic Surgery			10	1			11
Plastic Surgery			5				5
Urology			6				6
SURGICAL SPECIALTIES SUBTOTAL			74	8	1	1	84
Total	1	1	386	20	3	4	415

TABLE F-3d
2006 M.D. GRADUATES FROM THE PROVINCE OF QUEBEC
REGISTERED IN CANADIAN POST-M.D. TRAINING PROGRAMS IN 2009
FIELD OF POST-M.D. TRAINING
BY
PROVINCE PROVIDING POST-M.D. TRAINING (2009)

Field of Post-M.D. Training	Province Providing Post-M.D. Training					Total
	Maritimes	Quebec	Ontario	Alberta	British Columbia	
Family Medicine		12				12
Emergency Medicine (CFPC)		2				2
FAMILY MEDICINE SUBTOTAL		14				14
Palliative Medicine		1				1
TRAINING FOLLOWING FAMILY MEDICINE OR SPECIALTY SUBTOTAL		1				1
Anesthesiology		24				24
Public Health and Preventive Medicine		6				6
Dermatology		8				8
Diagnostic Radiology		22				22
Emergency Medicine (RCPSC)		5			1	6
Internal Medicine		26				26
Cardiology (Int.Med.)	1	13	1			15
Clin. Imm./Allergy (Int.Med.)		1				1
Endocrinology/Met. (Int.Med.)		2				2
Gastroenterology (Int.Med.)		7				7
Geriatric Medicine (Int.Med.)	1	2				3
Hematology (Int.Med.)		8	1			9
Nephrology (Int.Med.)		5				5
Respirology (Int.Med.)		6				6
Rheumatology (Int.Med.)		1				1
Neurology		7				7
Neurology (Pediatrics)		2				2
Nuclear Medicine		3				3
Pediatrics		8	3		1	12
Cardiology (Ped.)		1				1
Critical Care (Ped.)		2				2
Endocrinology/Met. (Ped.)		1				1
Gastroenterology (Ped.)		1				1
Pediatric Emergency Med. (Ped.)		1	2			3
Infectious Diseases (Ped.)		1	1			2
Neonatal-Perinatal Med. (Ped.)		1				1
Physical Medicine & Rehab.		4				4
Psychiatry		34	2			36
Radiation Oncology		8	1			9

(continued)

**TABLE F-3d
 2006 M.D. GRADUATES FROM THE PROVINCE OF QUEBEC
 REGISTERED IN CANADIAN POST-M.D. TRAINING PROGRAMS IN 2009
 FIELD OF POST-M.D. TRAINING
 BY
 PROVINCE PROVIDING POST-M.D. TRAINING (2009)**

Field of Post-M.D. Training	Province Providing Post-M.D. Training					Total
	Maritimes	Quebec	Ontario	Alberta	British Columbia	
MEDICAL SPECIALTIES SUBTOTAL	2	210	11	1	1	225
Anatomical Pathology		5			1	6
Hematological Pathology			1			1
Medical Biochemistry		1				1
Medical Microbiology		8				8
LAB MEDICINE SPECIALTIES SUBTOTAL		14	1		1	16
Cardiac Surgery		1	1		1	3
General Surgery		18	5			23
Neurosurgery		1	1			2
Obstetrics/Gynecology		16		1		17
Ophthalmology		10	1			11
Otolaryngology - Head and Neck Surgery		6				6
Orthopedic Surgery		10				10
Plastic Surgery		6				6
Urology		6				6
SURGICAL SPECIALTIES SUBTOTAL		74	8	1	1	84
Total	2	313	20	2	3	340

TABLE F-3e
2006 M.D. GRADUATES FROM THE PROVINCE OF QUEBEC
REGISTERED IN CANADIAN POST-M.D. TRAINING PROGRAMS IN 2010
FIELD OF POST-M.D. TRAINING
BY
PROVINCE PROVIDING POST-M.D. TRAINING (2010)

Field of Post-M.D. Training	Province Providing Post-M.D. Training					Total
	Maritimes	Quebec	Ontario	Alberta	British Columbia	
Family Medicine		9				9
FAMILY MEDICINE SUBTOTAL		9				9
Anesthesiology		25				25
Public Health and Preventive Medicine		6				6
Dermatology		7				7
Diagnostic Radiology		23				23
Emergency Medicine (RCPSC)		5		1		6
Internal Medicine		18				18
Cardiology (Int.Med.)	1	15	1			17
Clin. Imm./Allergy (Int.Med.)		1				1
Critical Care (Int.Med.)		1				1
Endocrinology/Met. (Int.Med.)		3				3
Gastroenterology (Int.Med.)		8				8
Geriatric Medicine (Int.Med.)	1	1				2
Hematology (Int.Med.)		8	1			9
Infectious Diseases (Int.Med.)					1	1
Nephrology (Int.Med.)		5				5
Respirology (Int.Med.)		6				6
Rheumatology (Int.Med.)		4				4
Neurology		7				7
Neurology (Pediatrics)		2				2
Nuclear Medicine		3				3
Pediatrics		7	1			8
Cardiology (Ped.)		1				1
Critical Care (Ped.)		2	1			3
Endocrinology/Met. (Ped.)		1				1
Gastroenterology (Ped.)		1				1
Developmental Pediatrics		1				1
Pediatric Emergency Med. (Ped.)		2	2			4
Infectious Diseases (Ped.)		1	1			2
Neonatal-Perinatal Med. (Ped.)		1				1
Physical Medicine & Rehab.		4				4
Psychiatry		34	2			36
Radiation Oncology		8	1			9
MEDICAL SPECIALTIES SUBTOTAL	2	211	10	1	1	225

(continued)

TABLE F-3e
2006 M.D. GRADUATES FROM THE PROVINCE OF QUEBEC
REGISTERED IN CANADIAN POST-M.D. TRAINING PROGRAMS IN 2010
FIELD OF POST-M.D. TRAINING
BY
PROVINCE PROVIDING POST-M.D. TRAINING (2010)

Field of Post-M.D. Training	Province Providing Post-M.D. Training					Total
	Maritimes	Quebec	Ontario	Alberta	British Columbia	
Anatomical Pathology		3			1	4
Medical Biochemistry		1				1
Medical Microbiology		8				8
LAB MEDICINE SPECIALTIES SUBTOTAL		12			1	13
Cardiac Surgery		1	1		1	3
General Surgery		16	3			19
Neurosurgery		1	2			3
Obstetrics/Gynecology		16		1		17
Ophthalmology		10	1			11
Otolaryngology - Head and Neck Surgery		6				6
Orthopedic Surgery		10	1			11
Plastic Surgery		6				6
Urology		6				6
SURGICAL SPECIALTIES SUBTOTAL		72	8	1	1	82
Total	2	304	18	2	3	329

TABLE F-3f
2006 M.D. GRADUATES FROM THE PROVINCE OF QUEBEC
REGISTERED IN CANADIAN POST-M.D. TRAINING PROGRAMS IN 2011
FIELD OF POST-M.D. TRAINING
BY
PROVINCE PROVIDING POST-M.D. TRAINING (2011)

Field of Post-M.D. Training	Province Providing Post-M.D. Training					
	Maritimes	Quebec	Ontario	Alberta	British Columbia	Total
Family Medicine		6				6
Enhanced Skills: Other Fam. Med. Training			1			1
FAMILY MEDICINE SUBTOTAL		6	1			7
Anesthesiology		11	1			12
Critical Care (Anes.)		1	1			2
Public Health and Preventive Medicine		1				1
Dermatology		5				5
Diagnostic Radiology		8				8
Neuroradiology			2			2
Emergency Medicine (RCPSC)		2				2
Critical Care (Emergency Med.)			1			1
Internal Medicine		4				4
Cardiology (Int.Med.)	1	15	1			17
Critical Care (Int.Med)		3				3
Endocrinology/Met. (Int.Med.)		2				2
Gastroenterology (Int.Med.)		2		1		3
General Internal Medicine		2				2
Geriatric Medicine (Int.Med.)		1				1
Hematology (Int.Med.)		2	2			4
Infectious Diseases (Int.Med.)		2			1	3
Medical Oncology (Int.Med.)		2				2
Nephrology (Int.Med.)		2				2
Respirology (Int.Med.)		1			1	2
Rheumatology (Int.Med.)		3				3
Neurology		2				2
Nuclear Medicine				1		1
Pediatrics		4	1			5
Cardiology (Ped.)		1				1
Critical Care (Ped.)		1	3			4
Endocrinology/Met. (Ped.)		1				1
Developmental Pediatrics		2				2
Pediatric Emergency Med. (Ped.)		1				1
Infectious Diseases (Ped.)		1				1
Neonatal-Perinatal Med. (Ped.)		1				1
Physical Medicine & Rehab.		3				3

(continued)

**TABLE F-3f
2006 M.D. GRADUATES FROM THE PROVINCE OF QUEBEC
REGISTERED IN CANADIAN POST-M.D. TRAINING PROGRAMS IN 2011
FIELD OF POST-M.D. TRAINING
BY
PROVINCE PROVIDING POST-M.D. TRAINING (2011)**

Field of Post-M.D. Training	Province Providing Post-M.D. Training					Total
	Maritimes	Quebec	Ontario	Alberta	British Columbia	
Psychiatry		17	3		1	21
Radiation Oncology		3	2		1	6
MEDICAL SPECIALTIES SUBTOTAL	1	106	17	2	4	130
Anatomical Pathology		1				1
Medical Biochemistry		1				1
Medical Microbiology		3				3
LAB MEDICINE SPECIALTIES SUBTOTAL		5				5
Cardiac Surgery		1	1		1	3
General Surgery		7	2			9
Gen. Surgical Oncology		1				1
Vascular Surgery		1				1
Neurosurgery		1	1			2
Obstetrics/Gynecology		8		1		9
Gyn.Rep.Endocrin./Infertility		2				2
Ophthalmology		3	2	1	1	7
Otolaryngology - Head and Neck Surgery		1				1
Orthopedic Surgery		4	2		1	7
Plastic Surgery		3	1			4
Urology		1			1	2
SURGICAL SPECIALTIES SUBTOTAL		33	9	2	4	48
Total	1	150	27	4	8	190

TABLE F-3g
2006 M.D. GRADUATES FROM THE PROVINCE OF QUEBEC
REGISTERED IN CANADIAN POST-M.D. TRAINING PROGRAMS IN 2012
FIELD OF POST-M.D. TRAINING
BY
PROVINCE PROVIDING POST-M.D. TRAINING (2012)

Field of Post-M.D. Training	Province Providing Post-M.D. Training				Total
	Quebec	Ontario	Alberta	British Columbia	
Palliative Medicine	1				1
TRAINING FOLLOWING FAMILY MEDICINE OR SPECIALTY SUBTOTAL	1				1
Anesthesiology	1	2		2	5
Critical Care (Anes.)		1			1
Dermatology	2			1	3
Diagnostic Radiology	5				5
Neuroradiology		2			2
Emergency Medicine (RCPSC)	1				1
Critical Care (Emergency Med.)		1			1
Cardiology (Int.Med.)	10				10
Critical Care (Int.Med)		1			1
Gastroenterology (Int.Med.)			1		1
General Internal Medicine	2				2
Hematology (Int.Med.)		2			2
Infectious Diseases (Int.Med.)	2				2
Medical Oncology (Int.Med.)	3				3
Nephrology (Int.Med.)	1				1
Respirology (Int.Med.)		1			1
Rheumatology (Int.Med.)	1				1
Neurology	1		1		2
Critical Care (Ped.)	1	2			3
Endocrinology/Met. (Ped.)	1				1
Developmental Pediatrics	1				1
Physical Medicine & Rehab.	1				1
Psychiatry	9				9
Radiation Oncology	1	2		3	6
MEDICAL SPECIALTIES SUBTOTAL	43	14	2	6	65
Anatomical Pathology	1				1
Medical Microbiology	1				1
LAB MEDICINE SPECIALTIES SUBTOTAL	2				2



(continued)

TABLE F-3g
2006 M.D. GRADUATES FROM THE PROVINCE OF QUEBEC
REGISTERED IN CANADIAN POST-M.D. TRAINING PROGRAMS IN 2012
FIELD OF POST-M.D. TRAINING
BY
PROVINCE PROVIDING POST-M.D. TRAINING (2012)

Field of Post-M.D. Training	Province Providing Post-M.D. Training				Total
	Quebec	Ontario	Alberta	British Columbia	
Cardiac Surgery				1	1
General Surgery	2	2			4
Gen. Surgical Oncology	1	1		1	3
Vascular Surgery	1				1
Neurosurgery		3			3
Obstetrics/Gynecology	1	1	1		3
Gyn. Oncology	1				1
Gyn.Rep.Endocrin./Infertility	2				2
Maternal-Fetal Med. (Ob.)		1			1
Ophthalmology	2		1	1	4
Orthopedic Surgery		1		1	2
Urology		1			1
SURGICAL SPECIALTIES SUBTOTAL	10	10	2	4	26
Total	56	24	4	10	94



265 Carling Ave, Suite 800
Ottawa, ON Canada K1S 2E1

 613-730-1204
 613-730-1196

caper@afmc.ca
www.caper.ca

Copyright © AFMC2013
Droits d'auteur © AFMC 2013