

EDUCATION REGISTRY  
ENREGISTREMENT D'ÉDUCATION

2 2 2 2 3 1 1 1 1 1 1  
3 3 3 2 2 1 3 1 3 1 2 1  
1 1 1 1 1 5 5 5  
1 3 1 3 1 2 1 1 1 1 1 6 1 6  
5 0 6 4 0 7 5 0 5 6 0 6 6 8 9 0  
7 8 0 9 0 2 9 0 6 8 0 6 9 0 5 6  
7 8 9 0 0 4 9 0 4 6 3 0 4 9 2

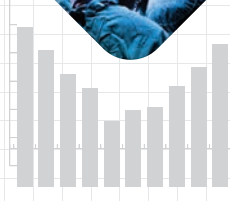
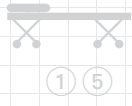
1 2 6 8 9 0 8 8 9 8 9  
0 8 9 8 9 7 8 6 7 6 7 8  
8 9 0 8 9 0 7 8 6 6 5 9 6 6 8 0  
8 9 0 7 6 8 9 5 5 3 4 9 6 5 7  
1 5 6 1 5 4 8 4 5 5 6 4 8 4 6 1 5 8  
8 9 0 7 6 5 6 5 6 7 5 8 6 7 8 9 0 8  
9 8 0 9 4 7 9 4 1 9 4 3 1 9 4 3 1 9  
0 2 8 0 2 8 4 7 4 4 7 9 2 2 9 8 0 9 0 9  
8 9 3 6 7 9 5 6 2 6 7 8 2 8 3 2 9 2 8 3 6 2  
5 3 8 2 2 7 8 2 9 3 7 3 8 3 8 7 9 2 7 2 3 0 2  
4 8 5 0 4 8 0 4 9 8 0 3 9 0 4 6 0 5 4 0

TOTAL

HEALTH SANTÉ  
45 50 261  
857 63 100

ÉTUDES  
FORMATION  
SANTÉ

EDUCATION  
TRAINING  
HEALTH



7 4 3 151  
03 107 59 41 35 3 1 349 3  
03 107 59 41 35 3 1 349 3  
11 111 61 61 60 1 7

3 3 3  
2 3 3 8 8 8  
1 1 1 1 1  
3 3 3 3 1 2 1 2 1 2  
4 4 3 3 2 1 6 1 6 1 6  
1 1 2 2 2  
3 3 3 3 2 1 4 1 4 1 4  
2 2 2 2 3 1 1 1 1 1 1  
1 1 1 1 1 5 5 5  
1 3 1 3 1 2 1 1 1 1 1 1 1 1 1 1  
1 0 3 1 0 7 5 9 4 1 3 5 3 1 3 4 9 3 4 8 1 3 4 6 3

EDUCATION  
ÉTUDES

1 2 6 8 9 0 8 8 9 8 9  
0 8 9 8 9 7 8 6 7 6 7 8  
8 9 0 8 9 0 7 8 6 6 5 9 6 6 8 0  
8 9 0 7 6 8 9 5 5 3 4 9 6 5 7  
1 5 6 1 5 4 8 4 5 5 6 4 8 4 6 1 5 8  
8 9 0 7 6 5 6 5 6 7 5 8 6 7 8 9 0 8  
9 8 0 9 4 7 9 4 1 9 4 3 1 9 4 3 1 9  
0 2 8 0 2 8 4 7 4 4 7 9 2 2 9 8 0 9 0 9  
8 9 3 6 7 9 5 6 2 6 7 8 2 8 3 2 9 2 8 3 6 2  
5 3 8 2 2 7 8 2 9 3 7 3 8 3 8 7 9 2 7 2 3 0 2

EDUCATION REGISTRY  
ENREGISTREMENT  
D'ÉDUCATION

1103  
1078  
4 5 2

1 2 6 8 9 0 8 8 9 8 9  
0 8 9 8 9 7 8 6 7 6 7 8  
8 9 0 8 9 0 7 8 6 6 5 9 6 6 8 0  
8 9 0 7 6 8 9 5 5 3 4 9 6 5 7  
1 5 6 1 5 4 8 4 5 5 6 4 8 4 6 1 5 8  
8 9 0 7 6 5 6 5 6 7 5 8 6 7 8 9 0 8  
9 8 0 9 4 7 9 4 1 9 4 3 1 9 4 3 1 9  
0 2 8 0 2 8 4 7 4 4 7 9 2 2 9 8 0 9 0 9  
8 9 3 6 7 9 5 6 2 6 7 8 2 8 3 2 9 2 8 3 6 2  
5 3 8 2 2 7 8 2 9 3 7 3 8 3 8 7 9 2 7 2 3 0 2  
8 9 0 7 6 8 9 5 5 3 4 9 6 5 7  
0 2 8 0 2 8 4 7 4 4 7 9 2 2 9 8 0 9 0 9  
8 9 0 7 6 8 9 5 5 3 4 9 6 5 1 2 8 8 9 0 8 8 9 8 9  
0 8 9 8 9 7 8 6 7 6 7 8  
8 9 0 8 9 0 7 8 6 6 5 9 6 6 8 0  
8 9 0 7 6 8 9 5 5 3 4 9 6 5 7  
1 5 6 1 5 4 8 4 5 5 6 4 8 4 6 1 5 8  
8 9 0 7 6 5 6 5 6 7 5 8 6 7 8 9 0 8

EDUCATION  
TRAINING  
HEALTH

ÉTUDES  
FORMATION  
SANTÉ

3 3 3  
2 3 3 8 8 8  
1 1 1 1 1  
3 3 3 3 1 2 1 2 1 2  
4 4 3 3 2 1 6 1 6 1 6  
1 1 2 2 2  
3 3 3 3 2 1 4 1 4 1 4  
2 2 2 2 3 1 1 1 1 1 1  
1 1 1 1 1 5 5 5  
1 3 1 3 1 2 1 1 1 1 1 1 1 1 1 1  
1 0 3 1 0 7 5 9 4 1 3 5 3 1 3 4 9 3 4 8 1 3 4 6 3

# 2012 – 2013

## SASKATCHEWAN PROVINCIAL REPORT



## Table of Contents

---

<b>A.</b>	<b>Post-M.D. Trainees Registered in Saskatchewan Training Programs, November 1, 2012 (New entries to Post-M.D. Training at All Rank Levels)</b>	6
1.	Rank by Country Where M.D. Degree Was Received and Legal Status	7
2.	(Graduates of Canadian Medical Schools) Rank by Year of Receipt of the M.D. Degree	7
<b>B.</b>	<b>2012 Post-M.D. Trainees in Saskatchewan Training Programs</b>	8
1a.	(Regular Ministry Funded Trainees Only) Field of Post-M.D. Training by Rank, Legal Status and Entry Status	9
1b.	(Trainees Funded by All Sources other than Regular Ministry Funds) Field of Post-M.D. Training by Rank, Legal Status and Entry Status	11
2.	(Residents Only) Field of Post-M.D. Training by Province Where M.D. Degree Was Earned and International Medical Graduates	12
2i.	(First Year Trainees Only) Field of Post-M.D. Training by Province Where M.D. Degree Was Earned and International Medical Graduates	13
3.	(Residents Only) Field of Post-M.D. Training by Gender	14
<b>C.</b>	<b>Post-M.D. Trainees Exiting Saskatchewan Training Programs in July, 2012 at the Completion of Post-M.D. Training</b>	15
1.	(Graduates of Canadian Medical Schools) Field of Post-M.D. Training by Rank	16
2.	(Graduates of Canadian Medical Schools) Field of Post-M.D. Training by Gender	17
3.	(Graduates of Canadian Medical Schools) Field of Post-M.D. Training (November 1, 2011) of New Entry and Re-entry Groups	18
4.	(International Medical Graduates) Location of Receipt of M.D. Degree by Legal Status	19
4a.	(International Medical Graduates) Field of Post-M.D. Training by Legal Status	20
5.	(Canadian Citizens and Permanent Residents Only - Visa Trainees not Included) Field of Post-M.D. Training by Rank	21
<b>D.</b>	<b>Post-M.D. Trainees Exiting Saskatchewan Training Programs in July, 2010 at the Completion of Post-M.D. Training (Canadian Citizens and Permanent Residents Only - Visa Trainees Not Included)</b>	22

## Table of Contents

---

1.	Field of Post-M.D. Training by Geographic Location, 2012 CMA Masterfile	23
1i.	Post-M.D. Trainees Exiting Canadian Training Programs in July, 2010 at the Completion of Post-M.D. Training with Practice Locations in Saskatchewan, 2012 CMA Masterfile Field of Post-M.D. Training by Province Providing Post-M.D. Training	24
2.	Location of Receipt of the M.D. Degree by Geographic Location, 2012 CMA Masterfile	25
2i.	(M.D. Degree Received in Saskatchewan) Field of Post-M.D. Training Group by Geographic Location, 2012 CMA Masterfile	25
2ii.	(M.D. Degree Received in Other Canadian Provinces) Field of Post-M.D. Training Group by Geographic Location, 2012 CMA Masterfile	26
2iii.	(M.D. Degree Received Outside Canada) Field of Post-M.D. Training Group by Geographic Location, 2012 CMA Masterfile	26
3.	Location of Receipt of the M.D. Degree by Geographic Location, 2012 CMA Masterfile	27
4.	Location of Post-M.D. Training by Geographic Location, 2012 CMA Masterfile	28
<b>E.</b>	<b>Time Series 2008-09 to 2012-13</b>	<b>29</b>
1.	(Post-M.D. Trainees in Saskatchewan Training Programs) Field of Post-M.D. Training Group by Location of University Which Awarded the M.D. Degree 2008-09 to 2012-13	30
2.	(Post-M.D. Trainees in Saskatchewan Training Programs) Field of Post-M.D. Training Group by Source of Funding 2008-09 to 2012-13	30
3.	(Graduates of Canadian Medical Schools Exiting Saskatchewan Training Programs at the Completion of Post-M.D. Training) Field of Post-M.D. Training Group (During Last Year of Training) Exiting Post-M.D. Training in 2008 to 2012	31
4.	(International Medical Graduates Exiting Saskatchewan Training Programs at the Completion of Post-M.D. Training) Field of Post-M.D. Training Group (During Last Year of Training) by Legal Status Exiting Post-M.D. Training in 2008 to 2012	31
<b>F.</b>	<b>M.D. Graduates From the Province of Saskatchewan Registered in Canadian Post-M.D. Training Programs</b>	<b>32</b>
	AFMC Data M.D. Degrees Awarded by Canadian Universities 1982 to 2012 by University Awarding "M.D." (Calendar Year Totals)	33
1.	(All M.D. Graduates of University of Saskatchewan Registered in Canadian Post-M.D. Training Programs in 2012) Field of Post-M.D. Training by Year of Receipt of the M.D. Degree	34
2a.	(All M.D. Graduates from the Province of Saskatchewan Registered in Canadian Post-M.D. Training Programs in 2012) Year of Receipt of the M.D. Degree by Province Providing Post-M.D. Training	36
2b.	(All M.D. Graduates from the Province of Saskatchewan Registered in Canadian Post-M.D. Training Programs in 2012)	37

## Table of Contents

---

---

	Year of Receipt of the M.D. Degree by Region of Post-M.D. Training	
3a.	(2006 M.D. Graduates from the Province of Saskatchewan Registered in Canadian Post-M.D. Training Programs in 2006) Field of Post-M.D. Training by Province Providing Post-M.D. Training, (2006)	38
3b.	(2006 M.D. Graduates from the Province of Saskatchewan Registered in Canadian Post-M.D. Training Programs in 2007) Field of Post-M.D. Training by Province Providing Post-M.D. Training, (2007)	39
3c.	(2006 M.D. Graduates from the Province of Saskatchewan Registered in Canadian Post-M.D. Training Programs in 2008) Field of Post-M.D. Training by Province Providing Post-M.D. Training, (2008)	40
3d.	(2006 M.D. Graduates from the Province of Saskatchewan Registered in Canadian Post-M.D. Training Programs in 2009) Field of Post-M.D. Training by Province Providing Post-M.D. Training, (2009)	41
3e.	(2006 M.D. Graduates from the Province of Saskatchewan Registered in Canadian Post-M.D. Training Programs in 2010) Field of Post-M.D. Training by Province Providing Post-M.D. Training, (2010)	42
3f.	(2006 M.D. Graduates from the Province of Saskatchewan Registered in Canadian Post-M.D. Training Programs in 2011) Field of Post-M.D. Training by Province Providing Post-M.D. Training, (2011)	43
3g.	(2006 M.D. Graduates from the Province of Saskatchewan Registered in Canadian Post-M.D. Training Programs in 2012) Field of Post-M.D. Training by Province Providing Post-M.D. Training, (2012)	44

# Explanatory Notes Concerning the Tables

## Section A

### New Entries to Post-M.D. Training at all Rank Levels

“New Entries” refer to physicians entering post-M.D. training. These are physicians who have never been recorded previously on the CAPER database. These data are provided to give the reader the base information on the number of new physicians entering post-M.D. training.

## Section B

### New Entry Trainees - Re-entry Trainees

New entry trainees are physicians who were in training for the first time, ie. they have never had a break in their training. A re-entry trainee is a physician who had previously had a break in training and has therefore already probably spent some time in practice. A re-entry trainee as designated in the tables in Section B can be at any rank level, not only the first year of re-entry to training. This distinction is made to indicate which trainees will be entering practice for the first time and those who will not be “new” physicians when they exit.

The proportion of re-entry trainees in each specialty also indicates which specialties have tended to recruit from the physicians already in practice.

### **Table B-2i - First Year Trainees**

This table contains only the first year trainees - those physicians in training at the R-1 level for the first time. They had never been reported to CAPER in the past. The table gives the initial training field of the leading edge of the group who will become our new physicians in the next 2 - 7 years.

## Section C

### Post-M.D. Trainees Exiting Training Programs in July, 2012 at the Completion of Post-M.D. Training

The physicians included in this exit group consist of those who left training at a rank level consistent with completion of training. For example, those who left Family medicine training at a rank of R-2 or higher and medical specialties at a rank of R-4 or higher would be included in this group. It is assumed those who left training at lower rank levels were taking a temporary break in training and would be returning to training. The small number of trainees who exited prior to completion of training are not included in the exit group.

(con't)

**Section D**  
**Where Did Our Trainees Go (D-1)?**  
**and**  
**Where Did Our New Physicians come from (D-1i) ?**

These two tables give two pictures of the geographic mobility of trainees between the time they exited from post M.D. training and where they were located in practice two years later.

***Table D-1***

This table contains the trainees who exited from training in your province at the completion of training. It shows where they were in practice (according to the CMA masterfile) two years later. It also shows the final training field of your residents.

***Table D-1i***

This table contains all of the (Canadian citizens/permanent residents) trainees across the country who exited from training two years ago and were subsequently located in your province in July of the current year. Thus, it gives a picture of where the new physicians, who came to work in your province, did their last year of post-M.D. training and the specialties in which they trained.

# **Section A**

**Post-M.D. Trainees Registered in Saskatchewan  
Training Programs**

**November 1, 2012**

**(New Entries to Post-M.D. Training at all Rank Levels)**

**TABLE A-1  
 POST-M.D. TRAINEES REGISTERED IN  
 SASKATCHEWAN TRAINING PROGRAMS, NOV 1, 2012  
 (NEW ENTRIES TO POST-M.D. TRAINING AT ALL RANK  
 LEVELS)  
 RANK  
 BY  
 COUNTRY WHERE M.D. DEGREE WAS RECEIVED AND  
 LEGAL STATUS**

Training Rank		Canada	Outside Canada	<b>Total</b>
		CC/PR*	CC/PR*	
Residents	R-1	85	25	<b>110</b>
	R-4		1	<b>1</b>
	R-5		1	<b>1</b>
<b>Total</b>		<b>85</b>	<b>27</b>	<b>112</b>

**TABLE A-2  
 POST-M.D. TRAINEES REGISTERED IN  
 SASKATCHEWAN TRAINING PROGRAMS, NOV 1, 2012  
 (NEW ENTRIES TO POST-M.D. TRAINING AT ALL RANK  
 LEVELS)  
 (GRADUATES OF CANADIAN MEDICAL SCHOOLS)  
 RANK  
 BY  
 YEAR OF RECEIPT OF THE M.D DEGREE**

Training Rank		M.D. Year		
		2011	2012	<b>Total</b>
Residents	R-1	1	84	<b>85</b>
<b>Total</b>		<b>1</b>	<b>84</b>	<b>85</b>

New Entries: Physicians who have not been reported previously to CAPER. The CAPER data series began in 1988, Canadian graduates who received the M.D. degree prior to 1988 were not included in these data.

CC/PR: Canadian Citizens and Permanent Residents



# **Section B**

## **2012 Post-M.D. Trainees in Saskatchewan Training Programs**

**TABLE B-1a**  
**2012 POST-M.D. TRAINEES IN SASKATCHEWAN TRAINING PROGRAMS**  
**(REGULAR MINISTRY FUNDED TRAINEES ONLY)**  
**FIELD OF POST-M.D. TRAINING**  
**BY**  
**RANK**

**University of Saskatchewan**

Field of Post-M.D. Training	Residents						Total	Legal Status CC/ PR*	Entry Status	
	R-1	R-2	R-3	R-4	R-5	R-6			New Entry	Re-Entry
Family Medicine	36	39					75	75	75	2
Emergency Medicine (CFPC)			8				8	8	6	2
Enhanced Skills: Other Fam. Med. Training			4				4	4	2	2
<b>FAMILY MEDICINE SUBTOTAL</b>	<b>36</b>	<b>39</b>	<b>12</b>				<b>87</b>	<b>87</b>	<b>83</b>	<b>4</b>
Anesthesiology	6	6	5	8	4		29	29	28	1
Public Health and Preventive Medicine	2		1				3	3	3	
Diagnostic Radiology	4	4	4	5	3		20	20	20	
Emergency Medicine (RCPSC)	2	2	2				6	6	6	
Internal Medicine	25	24	21	3			73	73	71	2
Cardiology (Int.Med.)				3	1		6	6	6	
General Internal Medicine				3			3	3	3	
Nephrology (Int.Med.)				1			1	1	1	
Respirology (Int.Med.)				2	1		3	3	3	
Neurology	2	2	4	1			9	9	9	
Pediatrics	5	5	5	5			20	20	20	
Physical Medicine & Rehab.	2	1	2	2	2		9	9	9	
Psychiatry	5	5	6	6	5		27	27	26	1
<b>MEDICAL SPECIALTIES SUBTOTAL</b>	<b>53</b>	<b>49</b>	<b>50</b>	<b>39</b>	<b>16</b>	<b>2</b>	<b>209</b>	<b>209</b>	<b>205</b>	<b>4</b>
General Pathology	3	3		1	1		8	8	7	1
<b>LAB MEDICINE SPECIALTIES SUBTOTAL</b>	<b>3</b>	<b>3</b>		<b>1</b>	<b>1</b>		<b>8</b>	<b>8</b>	<b>7</b>	<b>1</b>

(continued)

**TABLE B-1a  
2012 POST-M.D. TRAINEES IN SASKATCHEWAN TRAINING PROGRAMS  
(REGULAR MINISTRY FUNDED TRAINEES ONLY)  
FIELD OF POST-M.D. TRAINING  
BY  
RANK**

**University of Saskatchewan**

Field of Post-M.D. Training	Residents						Total	Legal Status	Entry Status	
	R-1	R-2	R-3	R-4	R-5	R-6			New Entry	Re-Entry
General Surgery	5	8	2	4	6		25	25	25	
Neurosurgery	1	1	1	1	1	1	6	6	6	
Obstetrics/Gynecology	6	5	5	5	4		25	25	25	
Ophthalmology	1		1	1	1		4	4	4	
Orthopedic Surgery	3	4	3	4	3		17	17	17	
<b>SURGICAL SPECIALTIES SUBTOTAL</b>	<b>16</b>	<b>18</b>	<b>12</b>	<b>15</b>	<b>15</b>	<b>1</b>	<b>77</b>	<b>77</b>	<b>77</b>	
<b>Total</b>	<b>108</b>	<b>109</b>	<b>74</b>	<b>55</b>	<b>32</b>	<b>3</b>	<b>381</b>	<b>381</b>	<b>372</b>	<b>9</b>

\* Canadian Citizens and Permanent Residents

**TABLE B-1b**  
**2012 POST-M.D. TRAINEES IN SASKATCHEWAN TRAINING PROGRAMS**  
**(TRAINEES FUNDED BY ALL SOURCES OTHER THAN REGULAR MINISTRY FUNDS)**  
**FIELD OF POST-M.D. TRAINING**  
**BY**  
**RANK**

**University of Saskatchewan**

Field of Post-M.D. Training	Residents					Total	Legal Status CC/ PR*	Entry Status	
	R-1	R-2	R-3	R-4	R-5			New Entry	Re-Entry
Family Medicine	3	3				6	6	6	
<b>FAMILY MEDICINE SUBTOTAL</b>	<b>3</b>	<b>3</b>				<b>6</b>	<b>6</b>	<b>6</b>	
Anesthesiology		1		2	3	6	6	5	1
General Internal Medicine					1	1	1	1	
Pediatrics	1	1				2	2	2	
<b>MEDICAL SPECIALTIES SUBTOTAL</b>	<b>1</b>	<b>2</b>		<b>2</b>	<b>4</b>	<b>9</b>	<b>9</b>	<b>8</b>	<b>1</b>
General Surgery	1	1	1		1	4	4	4	
Obstetrics/Gynecology					2	2	2	2	
<b>SURGICAL SPECIALTIES SUBTOTAL</b>	<b>1</b>	<b>1</b>	<b>1</b>		<b>3</b>	<b>6</b>	<b>6</b>	<b>6</b>	
<b>Total</b>	<b>5</b>	<b>6</b>	<b>1</b>	<b>2</b>	<b>7</b>	<b>21</b>	<b>21</b>	<b>20</b>	<b>1</b>

\* Canadian Citizens and Permanent Residents

**TABLE B-2**  
**2012 RESIDENTS IN SASKATCHEWAN TRAINING PROGRAMS**  
**FIELD OF POST-M.D. TRAINING**  
**BY**  
**PROVINCE WHERE M.D. DEGREE WAS EARNED**

Field of Post-M.D. Training	Graduates of Canadian Medical Schools								Int. Med. Grads	Total
	N.S.	Que.	Ont.	Man.	Sask.	Alta	B.C.	Sub-Total	IMGS*	
Family Medicine	1		4	2	31	8	7	53	28	81
Emergency Medicine (CFPC)			3	1		3		7	1	8
Enhanced Skills: Other Fam. Med. Training					1	2		3	1	4
<b>FAMILY MEDICINE SUBTOTAL</b>	<b>1</b>		<b>7</b>	<b>3</b>	<b>32</b>	<b>13</b>	<b>7</b>	<b>63</b>	<b>30</b>	<b>93</b>
Anesthesiology	1		1	4	16	3	4	29	6	35
Public Health and Preventive Medicine					1			1	2	3
Diagnostic Radiology			3	1	8	5	3	20		20
Emergency Medicine (RCPC)					4	1	1	6		6
Internal Medicine	2	1	4	5	22	15	8	57	16	73
Cardiology (Int.Med.)			2			1		3	3	6
General Internal Medicine							1	1	3	4
Nephrology (Int.Med.)					1			1		1
Respirology (Int.Med.)			1		1			2	1	3
Neurology					3	2		5	4	9
Pediatrics		3	2	2	4	3	4	18	4	22
Physical Medicine & Rehab.			2		4			6	3	9
Psychiatry			1	1	11	2	1	16	11	27
<b>MEDICAL SPECIALTIES SUBTOTAL</b>	<b>3</b>	<b>4</b>	<b>16</b>	<b>13</b>	<b>75</b>	<b>32</b>	<b>22</b>	<b>165</b>	<b>53</b>	<b>218</b>
General Pathology									8	8
<b>LAB MEDICINE SPECIALTIES SUBTOTAL</b>									<b>8</b>	<b>8</b>
General Surgery			2	1	17		1	21	8	29
Neurosurgery		1	1		2		1	5	1	6
Obstetrics/Gynecology		2	6		11		4	23	4	27
Ophthalmology					3	1		4		4
Orthopedic Surgery	1			2	10	3	1	17		17
<b>SURGICAL SPECIALTIES SUBTOTAL</b>	<b>1</b>	<b>3</b>	<b>9</b>	<b>3</b>	<b>43</b>	<b>4</b>	<b>7</b>	<b>70</b>	<b>13</b>	<b>83</b>
<b>Total</b>	<b>5</b>	<b>7</b>	<b>32</b>	<b>19</b>	<b>150</b>	<b>49</b>	<b>36</b>	<b>298</b>	<b>104</b>	<b>402</b>

\* IMGS: International Medical Graduates

**TABLE B-2i**  
**2012 RESIDENTS IN SASKATCHEWAN TRAINING PROGRAMS**  
**FIRST YEAR TRAINEES ONLY**  
**FIELD OF POST-M.D. TRAINING**  
**BY**  
**PROVINCE WHERE M.D. DEGREE WAS EARNED**

Field of Post-M.D. Training	Graduates of Canadian Medical Schools								Int. Med. Grads	Total
	N.S.	Que.	Ont.	Man.	Sask.	Alta	B.C.	Sub-Total	IMGS*	
Family Medicine				2	15	5	3	25	13	38
<b>FAMILY MEDICINE SUBTOTAL</b>				2	15	5	3	25	13	38
Anesthesiology					3	1	2	6		6
Public Health and Preventive Medicine					1			1	1	2
Diagnostic Radiology					3	1		4		4
Emergency Medicine (RCPSC)					2			2		2
Internal Medicine	1	1	3	3	9	6		23	2	25
Neurology					1			1	1	2
Pediatrics					1	2	2	5	1	6
Physical Medicine & Rehab.					2			2		2
Psychiatry							1	1	3	4
<b>MEDICAL SPECIALTIES SUBTOTAL</b>	1	1	3	3	22	10	5	45	8	53
General Pathology									2	2
<b>LAB MEDICINE SPECIALTIES SUBTOTAL</b>									2	2
General Surgery			1		3			4	2	6
Neurosurgery					1			1		1
Obstetrics/Gynecology			3		3			6		6
Ophthalmology					1			1		1
Orthopedic Surgery				1		2		3		3
<b>SURGICAL SPECIALTIES SUBTOTAL</b>			4	1	8	2		15	2	17
<b>Total</b>	1	1	7	6	45	17	8	85	25	110

\* IMGS: International Medical Graduates

**TABLE B-3  
2012 RESIDENTS IN SASKATCHEWAN TRAINING PROGRAMS  
FIELD OF POST-M.D. TRAINING  
BY  
GENDER**

Field of Post-M.D. Training	Female		Male		Total	
	Count	Row %	Count	Row %	Count	Row %
Family Medicine	49	60.5%	32	39.5%	<b>81</b>	<b>100.0%</b>
Emergency Medicine (CFPC)	1	12.5%	7	87.5%	<b>8</b>	<b>100.0%</b>
Enhanced Skills: Other Fam. Med. Training			4	100.0%	<b>4</b>	<b>100.0%</b>
<b>FAMILY MEDICINE SUBTOTAL</b>	<b>50</b>	<b>53.8%</b>	<b>43</b>	<b>46.2%</b>	<b>93</b>	<b>100.0%</b>
Anesthesiology	6	17.1%	29	82.9%	<b>35</b>	<b>100.0%</b>
Public Health and Preventive Medicine	2	66.7%	1	33.3%	<b>3</b>	<b>100.0%</b>
Diagnostic Radiology	7	35.0%	13	65.0%	<b>20</b>	<b>100.0%</b>
Emergency Medicine (RCPSC)	2	33.3%	4	66.7%	<b>6</b>	<b>100.0%</b>
Internal Medicine	35	47.9%	38	52.1%	<b>73</b>	<b>100.0%</b>
Cardiology (Int.Med.)	2	33.3%	4	66.7%	<b>6</b>	<b>100.0%</b>
General Internal Medicine	3	75.0%	1	25.0%	<b>4</b>	<b>100.0%</b>
Nephrology (Int.Med.)			1	100.0%	<b>1</b>	<b>100.0%</b>
Respirology (Int.Med.)			3	100.0%	<b>3</b>	<b>100.0%</b>
Neurology	1	11.1%	8	88.9%	<b>9</b>	<b>100.0%</b>
Pediatrics	12	54.5%	10	45.5%	<b>22</b>	<b>100.0%</b>
Physical Medicine & Rehab.	3	33.3%	6	66.7%	<b>9</b>	<b>100.0%</b>
Psychiatry	15	55.6%	12	44.4%	<b>27</b>	<b>100.0%</b>
<b>MEDICAL SPECIALTIES SUBTOTAL</b>	<b>88</b>	<b>40.4%</b>	<b>130</b>	<b>59.6%</b>	<b>218</b>	<b>100.0%</b>
General Pathology	4	50.0%	4	50.0%	<b>8</b>	<b>100.0%</b>
<b>LAB MEDICINE SPECIALTIES SUBTOTAL</b>	<b>4</b>	<b>50.0%</b>	<b>4</b>	<b>50.0%</b>	<b>8</b>	<b>100.0%</b>
General Surgery	12	41.4%	17	58.6%	<b>29</b>	<b>100.0%</b>
Neurosurgery	2	33.3%	4	66.7%	<b>6</b>	<b>100.0%</b>
Obstetrics/Gynecology	25	92.6%	2	7.4%	<b>27</b>	<b>100.0%</b>
Ophthalmology	1	25.0%	3	75.0%	<b>4</b>	<b>100.0%</b>
Orthopedic Surgery	7	41.2%	10	58.8%	<b>17</b>	<b>100.0%</b>
<b>SURGICAL SPECIALTIES SUBTOTAL</b>	<b>47</b>	<b>56.6%</b>	<b>36</b>	<b>43.4%</b>	<b>83</b>	<b>100.0%</b>
<b>Total</b>	<b>189</b>	<b>47.0%</b>	<b>213</b>	<b>53.0%</b>	<b>402</b>	<b>100.0%</b>

# **Section C**

**Post-M.D. Trainees Exiting  
Saskatchewan Training Programs in**

**July, 2012**

**at the Completion of Post-M.D. Training**



**TABLE C-1  
 POST-M.D. TRAINEES EXITING SASKATCHEWAN TRAINING PROGRAMS IN JULY, 2012  
 AT THE COMPLETION OF POST-M.D. TRAINING  
 (GRADUATES OF CANADIAN MEDICAL SCHOOLS)  
 FIELD OF POST-M.D. TRAINING  
 BY  
 RANK**

Field of Post-M.D. Training	Residents				Total
	R-2	R-3	R-4	R-5	
Family Medicine	17				17
Emergency Medicine (CFPC)		4			4
Enhanced Skills: Other Fam. Med. Training		5			5
<b>FAMILY MEDICINE SUBTOTAL</b>	<b>17</b>	<b>9</b>			<b>26</b>
Anesthesiology			1	3	4
Diagnostic Radiology				3	3
Respirology (Int.Med.)				1	1
Neurology				1	1
Pediatrics			3		3
Physical Medicine & Rehab.				1	1
Psychiatry				1	1
<b>MEDICAL SPECIALTIES SUBTOTAL</b>			<b>4</b>	<b>10</b>	<b>14</b>
Obstetrics/Gynecology				3	3
Ophthalmology				1	1
<b>SURGICAL SPECIALTIES SUBTOTAL</b>				<b>4</b>	<b>4</b>
<b>Total</b>	<b>17</b>	<b>9</b>	<b>4</b>	<b>14</b>	<b>44</b>

**TABLE C-2  
POST-M.D. TRAINEES EXITING SASKATCHEWAN TRAINING PROGRAMS IN JULY, 2012  
AT THE COMPLETION OF POST-M.D. TRAINING  
(GRADUATES OF CANADIAN MEDICAL SCHOOLS)  
FIELD OF POST-M.D. TRAINING  
BY  
GENDER**

Field of Post-M.D. Training	Female		Male		Total	
	Count	Row %	Count	Row %	Count	Row %
Family Medicine	11	64.7%	6	35.3%	<b>17</b>	<b>100.0%</b>
Emergency Medicine (CFPC)			4	100.0%	<b>4</b>	<b>100.0%</b>
Enhanced Skills: Other Fam. Med. Training	3	60.0%	2	40.0%	<b>5</b>	<b>100.0%</b>
<b>FAMILY MEDICINE SUBTOTAL</b>	<b>14</b>	<b>53.8%</b>	<b>12</b>	<b>46.2%</b>	<b>26</b>	<b>100.0%</b>
Anesthesiology	1	25.0%	3	75.0%	<b>4</b>	<b>100.0%</b>
Diagnostic Radiology	1	33.3%	2	66.7%	<b>3</b>	<b>100.0%</b>
Respirology (Int.Med.)			1	100.0%	<b>1</b>	<b>100.0%</b>
Neurology	1	100.0%			<b>1</b>	<b>100.0%</b>
Pediatrics	3	100.0%			<b>3</b>	<b>100.0%</b>
Physical Medicine & Rehab.	1	100.0%			<b>1</b>	<b>100.0%</b>
Psychiatry	1	100.0%			<b>1</b>	<b>100.0%</b>
<b>MEDICAL SPECIALTIES SUBTOTAL</b>	<b>8</b>	<b>57.1%</b>	<b>6</b>	<b>42.9%</b>	<b>14</b>	<b>100.0%</b>
Obstetrics/Gynecology	3	100.0%			<b>3</b>	<b>100.0%</b>
Ophthalmology			1	100.0%	<b>1</b>	<b>100.0%</b>
<b>SURGICAL SPECIALTIES SUBTOTAL</b>	<b>3</b>	<b>75.0%</b>	<b>1</b>	<b>25.0%</b>	<b>4</b>	<b>100.0%</b>
<b>Total</b>	<b>25</b>	<b>56.8%</b>	<b>19</b>	<b>43.2%</b>	<b>44</b>	<b>100.0%</b>

**TABLE C-3  
POST-M.D. TRAINEES EXITING SASKATCHEWAN TRAINING PROGRAMS IN JULY, 2012  
AT THE COMPLETION OF POST-M.D. TRAINING  
(GRADUATES OF CANADIAN MEDICAL SCHOOLS)  
FIELD OF POST-M.D. TRAINING (NOV 1, 2011)  
OF NEW ENTRY AND RE-ENTRY GROUPS\***

Field of Post-M.D. Training	New Entry		Re-entry		Total	
	Count	Col %	Count	Col %	Count	Col %
Family Medicine	17	41.5%			<b>17</b>	<b>38.6%</b>
Emergency Medicine (CFPC)	4	9.8%			<b>4</b>	<b>9.1%</b>
Enhanced Skills: Other Fam. Med. Training	3	7.3%	2	66.7%	<b>5</b>	<b>11.4%</b>
<b>FAMILY MEDICINE SUBTOTAL</b>	<b>24</b>	<b>58.5%</b>	<b>2</b>	<b>66.7%</b>	<b>26</b>	<b>59.1%</b>
Anesthesiology	4	9.8%			<b>4</b>	<b>9.1%</b>
Diagnostic Radiology	3	7.3%			<b>3</b>	<b>6.8%</b>
Respirology (Int.Med.)			1	33.3%	<b>1</b>	<b>2.3%</b>
Neurology	1	2.4%			<b>1</b>	<b>2.3%</b>
Pediatrics	3	7.3%			<b>3</b>	<b>6.8%</b>
Physical Medicine & Rehab.	1	2.4%			<b>1</b>	<b>2.3%</b>
Psychiatry	1	2.4%			<b>1</b>	<b>2.3%</b>
<b>MEDICAL SPECIALTIES SUBTOTAL</b>	<b>13</b>	<b>31.7%</b>	<b>1</b>	<b>33.3%</b>	<b>14</b>	<b>31.8%</b>
Obstetrics/Gynecology	3	7.3%			<b>3</b>	<b>6.8%</b>
Ophthalmology	1	2.4%			<b>1</b>	<b>2.3%</b>
<b>SURGICAL SPECIALTIES SUBTOTAL</b>	<b>4</b>	<b>9.8%</b>			<b>4</b>	<b>9.1%</b>
<b>Total</b>	<b>41</b>	<b>100.0%</b>	<b>3</b>	<b>100.0%</b>	<b>44</b>	<b>100.0%</b>

\* New Entry - trainees assumed to be entering practice for the first time  
Re-entry - trainees assumed to be re-entering practice

**TABLE C-4  
 POST-M.D. TRAINEES EXITING SASKATCHEWAN  
 TRAINING PROGRAMS IN JULY, 2012  
 AT THE COMPLETION OF POST-M.D. TRAINING  
 (INTERNATIONAL MEDICAL GRADUATES)**

**LOCATION OF RECEIPT OF THE M.D. DEGREE  
 BY  
 LEGAL STATUS**

M.D. Country	Legal Status		
	CC/PR*	Visa	Total
Australia	2		<b>2</b>
Bosnia-Herzegovina	1		<b>1</b>
Saint Lucia	1		<b>1</b>
Dominican Republic	1		<b>1</b>
Grenada	2		<b>2</b>
India	1		<b>1</b>
Iran	2		<b>2</b>
Ireland	6		<b>6</b>
Sint Eustatius	1		<b>1</b>
Pakistan	3		<b>3</b>
Philippines	1		<b>1</b>
Poland	2		<b>2</b>
South Africa	1	1	<b>2</b>
Uganda	1		<b>1</b>
United Kingdom	1		<b>1</b>
<b>Total</b>	<b>26</b>	<b>1</b>	<b>27</b>

CC/PR: Canadian Citizens and Permanent Residents

**TABLE C-4A  
 POST-M.D. TRAINEES EXITING SASKATCHEWAN  
 TRAINING PROGRAMS IN JULY, 2012  
 AT THE COMPLETION OF POST-M.D. TRAINING  
 (INTERNATIONAL MEDICAL GRADUATES)**

**FIELD OF POST-M.D. TRAINING  
 BY  
 LEGAL STATUS**

Field of Post-M.D. Training	Legal Status		
	CC/PR*	Visa	Total
Family Medicine	14		14
Emergency Medicine (CFPC)	4		4
Enhanced Skills: Other Fam. Med. Training		1	1
<b>FAMILY MEDICINE SUBTOTAL</b>	<b>18</b>	<b>1</b>	<b>19</b>
Diagnostic Radiology	1		1
Internal Medicine	1		1
Cardiology (Int.Med.)	1		1
General Internal Medicine	2		2
Respirology (Int.Med.)	1		1
Pediatrics	1		1
<b>MEDICAL SPECIALTIES SUBTOTAL</b>	<b>7</b>		<b>7</b>
General Pathology	1		1
<b>LAB MEDICINE SPECIALTIES SUBTOTAL</b>	<b>1</b>		<b>1</b>
<b>Total</b>	<b>26</b>	<b>1</b>	<b>27</b>

CC/PR: Canadian Citizens and Permanent Residents

**TABLE C-5  
 POST-M.D. TRAINEES EXITING SASKATCHEWAN TRAINING PROGRAMS IN JULY, 2012  
 AT THE COMPLETION OF POST-M.D. TRAINING  
 (CANADIAN CITIZENS AND PERMANENT RESIDENTS ONLY - VISA TRAINEES NOT  
 INCLUDED)  
 FIELD OF POST-M.D. TRAINING  
 BY  
 RANK**

Field of Post-M.D. Training	Residents		Total	
	Count	Row %	Count	Row %
Family Medicine	31	100.0%	<b>31</b>	<b>100.0%</b>
Emergency Medicine (CFPC)	8	100.0%	<b>8</b>	<b>100.0%</b>
Enhanced Skills: Other Fam. Med. Training	5	100.0%	<b>5</b>	<b>100.0%</b>
<b>FAMILY MEDICINE SUBTOTAL</b>	<b>44</b>	<b>100.0%</b>	<b>44</b>	<b>100.0%</b>
Anesthesiology	4	100.0%	<b>4</b>	<b>100.0%</b>
Diagnostic Radiology	4	100.0%	<b>4</b>	<b>100.0%</b>
Internal Medicine	1	100.0%	<b>1</b>	<b>100.0%</b>
Cardiology (Int.Med.)	1	100.0%	<b>1</b>	<b>100.0%</b>
General Internal Medicine	2	100.0%	<b>2</b>	<b>100.0%</b>
Respirology (Int.Med.)	2	100.0%	<b>2</b>	<b>100.0%</b>
Neurology	1	100.0%	<b>1</b>	<b>100.0%</b>
Pediatrics	4	100.0%	<b>4</b>	<b>100.0%</b>
Physical Medicine & Rehab.	1	100.0%	<b>1</b>	<b>100.0%</b>
Psychiatry	1	100.0%	<b>1</b>	<b>100.0%</b>
<b>MEDICAL SPECIALTIES SUBTOTAL</b>	<b>21</b>	<b>100.0%</b>	<b>21</b>	<b>100.0%</b>
General Pathology	1	100.0%	<b>1</b>	<b>100.0%</b>
<b>LAB MEDICINE SPECIALTIES SUBTOTAL</b>	<b>1</b>	<b>100.0%</b>	<b>1</b>	<b>100.0%</b>
Obstetrics/Gynecology	3	100.0%	<b>3</b>	<b>100.0%</b>
Ophthalmology	1	100.0%	<b>1</b>	<b>100.0%</b>
<b>SURGICAL SPECIALTIES SUBTOTAL</b>	<b>4</b>	<b>100.0%</b>	<b>4</b>	<b>100.0%</b>
<b>Total</b>	<b>70</b>	<b>100.0%</b>	<b>70</b>	<b>100.0%</b>

## **Section D**

**Post-M.D. Trainees Exiting Saskatchewan  
Training Programs in**

**July, 2012**

**at the Completion of Post-M.D. Training**

**(Canadian Citizens and Permanent Residents Only -  
Visa Trainees Not Included)**

**TABLE D-1  
POST-M.D. TRAINEES EXITING SASKATCHEWAN TRAINING PROGRAMS IN JULY, 2010  
AT THE COMPLETION OF POST-M.D. TRAINING  
(CANADIAN CITIZENS AND PERMANENT RESIDENTS ONLY - VISA TRAINEES NOT INCLUDED)  
FIELD OF POST-M.D. TRAINING  
BY  
GEOGRAPHIC LOCATION, 2012 CMA MASTERFILE**

Field of Post-M.D. Training	Geographic Location, 2012					Total
	ONT	SASK	ALTA	BC	NOT LOC.	
Family Medicine	5	11	2	1		19
Emergency Medicine (CFPC)		6				6
Enhanced Skills: Other Fam. Med. Training		1				1
<b>FAMILY MEDICINE SUBTOTAL</b>	<b>5</b>	<b>18</b>	<b>2</b>	<b>1</b>		<b>26</b>
Anesthesiology		5			1	6
Diagnostic Radiology			1	2		3
Internal Medicine		1	1			2
Respirology (Int.Med.)			1			1
Neurology		1				1
Pediatrics	1					1
Physical Medicine & Rehab.		1				1
Psychiatry		2		1		3
<b>MEDICAL SPECIALTIES SUBTOTAL</b>	<b>1</b>	<b>10</b>	<b>3</b>	<b>3</b>	<b>1</b>	<b>18</b>
General Pathology		1				1
<b>LAB MEDICINE SPECIALTIES SUBTOTAL</b>		<b>1</b>				<b>1</b>
Neurosurgery		1				1
Obstetrics/Gynecology		1	2			3
Ophthalmology	1					1
Orthopedic Surgery	1	1				2
<b>SURGICAL SPECIALTIES SUBTOTAL</b>	<b>2</b>	<b>3</b>	<b>2</b>			<b>7</b>
<b>Total</b>	<b>8</b>	<b>32</b>	<b>7</b>	<b>4</b>	<b>1</b>	<b>52</b>



**TABLE D-1i  
POST-M.D. TRAINEES EXITING CANADIAN TRAINING PROGRAMS IN JULY, 2010  
AT THE COMPLETION OF POST-M.D. TRAINING  
WITH PRACTICE LOCATIONS IN SASKATCHEWAN, JULY 2012 CMA MASTERFILE  
(CANADIAN CITIZENS AND PERMANENT RESIDENTS ONLY - VISA TRAINEES NOT INCLUDED)  
FIELD OF POST-M.D. TRAINING  
BY  
PROVINCE PROVIDING POST-M.D. TRAINING**

Field of Post-M.D. Training	Province Providing Post-M.D. Training							Total
	Mari- times	Que.	Ont.	Man.	Sask.	Alta.	B.C.	
Family Medicine	1	1	2		11	2	1	<b>18</b>
Emergency Medicine (CFPC)			1		6		1	<b>8</b>
Enhanced Skills: Other Fam. Med. Training					1			<b>1</b>
<b>FAMILY MEDICINE SUBTOTAL</b>	<b>1</b>	<b>1</b>	<b>3</b>		<b>18</b>	<b>2</b>	<b>2</b>	<b>27</b>
Anesthesiology		1			5			<b>6</b>
Diagnostic Radiology							1	<b>1</b>
Internal Medicine					1			<b>1</b>
Cardiology (Int.Med.)		1						<b>1</b>
Gastroenterology (Int.Med.)			1	1		1		<b>3</b>
Infectious Diseases (Int.Med.)						1		<b>1</b>
Rheumatology (Int.Med.)							1	<b>1</b>
Neurology			1		1			<b>2</b>
Nuclear Medicine			1					<b>1</b>
Pediatrics			1					<b>1</b>
Nephrology (Ped.)				1				<b>1</b>
Physical Medicine & Rehab.					1			<b>1</b>
Psychiatry					2			<b>2</b>
<b>MEDICAL SPECIALTIES SUBTOTAL</b>		<b>2</b>	<b>4</b>	<b>2</b>	<b>10</b>	<b>2</b>	<b>2</b>	<b>22</b>
General Pathology					1			<b>1</b>
Hematological Pathology			1					<b>1</b>
Medical Microbiology			1					<b>1</b>
<b>LAB MEDICINE SPECIALTIES SUBTOTAL</b>			<b>2</b>		<b>1</b>			<b>3</b>
General Surgery			1					<b>1</b>
Gen. Surgical Oncology			1					<b>1</b>
Vascular Surgery			1					<b>1</b>
Neurosurgery				1	1			<b>2</b>
Obstetrics/Gynecology					1			<b>1</b>
Orthopedic Surgery			2		1			<b>3</b>
Plastic Surgery			1					<b>1</b>
<b>SURGICAL SPECIALTIES SUBTOTAL</b>			<b>6</b>	<b>1</b>	<b>3</b>			<b>10</b>
<b>Total</b>	<b>1</b>	<b>3</b>	<b>15</b>	<b>3</b>	<b>32</b>	<b>4</b>	<b>4</b>	<b>62</b>

**TABLE D-2  
POST-M.D. TRAINEES EXITING SASKATCHEWAN TRAINING PROGRAMS IN JULY, 2010  
AT THE COMPLETION OF POST-M.D. TRAINING  
(CANADIAN CITIZENS AND PERMANENT RESIDENTS ONLY - VISA TRAINEES NOT  
INCLUDED)  
LOCATION OF RECEIPT OF THE M.D. DEGREE  
BY  
GEOGRAPHIC LOCATION, 2012 CMA MASTERFILE**

Location of Receipt of the M.D. Degree	Geographic Location, 2012					
	ONT	SASK	ALTA	BC	NOT LOC.	Total
Newfoundland	1					1
Ontario	1	1				2
Manitoba		1				1
Saskatchewan		17	2	1	1	21
Alberta		2	3	1		6
<b>Canadian M.D. Graduates Subtotal</b>	<b>2</b>	<b>21</b>	<b>5</b>	<b>2</b>	<b>1</b>	<b>31</b>
International Medical Graduates	6	11	2	2		21
<b>Total</b>	<b>8</b>	<b>32</b>	<b>7</b>	<b>4</b>	<b>1</b>	<b>52</b>

**TABLE D-2i  
POST-M.D. TRAINEES EXITING SASKATCHEWAN TRAINING  
PROGRAMS IN JULY, 2010  
AT THE COMPLETION OF POST-M.D. TRAINING  
(CANADIAN CITIZENS AND PERMANENT RESIDENTS ONLY - VISA  
TRAINEES NOT INCLUDED)  
(M.D. DEGREE RECEIVED IN SASKATCHEWAN)  
FIELD OF POST-M.D. TRAINING  
BY  
GEOGRAPHIC LOCATION, 2012 CMA MASTERFILE**

Field of Post-M.D. Training	Geographic Location, 2012		
	Western	Not Reported	Total
FAMILY MEDICINE	12		12
MEDICAL SPECIALTIES	7	1	8
SURGICAL SPECIALTIES	1		1
<b>Total</b>	<b>20</b>	<b>1</b>	<b>21</b>

**TABLE D-2ii  
 POST-M.D. TRAINEES EXITING SASKATCHEWAN TRAINING  
 PROGRAMS IN JULY, 2010  
 AT THE COMPLETION OF POST-M.D. TRAINING  
 (CANADIAN CITIZENS AND PERMANENT RESIDENTS ONLY - VISA  
 TRAINEES NOT INCLUDED)  
 (M.D. DEGREE RECEIVED IN OTHER CANADIAN PROVINCES)  
 FIELD OF POST-M.D. TRAINING  
 BY  
 GEOGRAPHIC LOCATION, 2012 CMA MASTERFILE**

Field of Post-M.D. Training	Geographic Location, 2012		
	Ontario	Western	Total
FAMILY MEDICINE		3	3
MEDICAL SPECIALTIES		4	4
SURGICAL SPECIALTIES	2	1	3
<b>Total</b>	<b>2</b>	<b>8</b>	<b>10</b>

**TABLE D-2iii  
 POST-M.D. TRAINEES EXITING SASKATCHEWAN TRAINING  
 PROGRAMS IN JULY, 2010  
 AT THE COMPLETION OF POST-M.D. TRAINING  
 (CANADIAN CITIZENS AND PERMANENT RESIDENTS ONLY - VISA  
 TRAINEES NOT INCLUDED)  
 (M.D. DEGREE RECEIVED OUTSIDE CANADA)  
 FIELD OF POST-M.D. TRAINING  
 BY  
 GEOGRAPHIC LOCATION, 2012 CMA MASTERFILE**

Field of Post-M.D. Training	Geographic Location, 2012		
	Ontario	Western	Total
FAMILY MEDICINE	5	6	11
MEDICAL SPECIALTIES	1	5	6
LAB MEDICINE SPECIALTIES		1	1
SURGICAL SPECIALTIES		3	3
<b>Total</b>	<b>6</b>	<b>15</b>	<b>21</b>

**TABLE D-3  
NATIONAL DATA  
POST-M.D. TRAINEES EXITING CANADIAN TRAINING PROGRAMS IN JULY, 2010  
AT THE COMPLETION OF POST-M.D. TRAINING  
(CANADIAN CITIZENS AND PERMANENT RESIDENTS ONLY - VISA TRAINEES NOT INCLUDED)  
LOCATION OF RECEIPT OF THE M.D. DEGREE  
BY  
GEOGRAPHIC LOCATION, 2012 CMA MASTERFILE**

Location of Receipt of the M.D. Degree	Geographic Location, 2012													Total
	NFLD	NS	PEI	NB	QUE	ONT	MAN	SASK	ALTA	BC	N.T.	USA	NOT LOC.	
Newfoundland	26	4		6	1	10	1		4	6		3	1	<b>62</b>
Maritimes		25	2	6	1	21			6	9		4	1	<b>75</b>
Quebec		1		23	429	38	1	1	8	6		4	57	<b>568</b>
Ontario	7	12	1	4	16	508	8	6	29	41		13	22	<b>667</b>
Manitoba	1	1			1	14	46	1	8	10	1		1	<b>84</b>
Saskatchewan		1	1		1	11	3	27	9	4		1	4	<b>62</b>
Alberta	1	5		1	3	36	3	7	139	38		1	8	<b>242</b>
British Columbia	2	2		1	2	14	1		16	85		2	5	<b>130</b>
<b>Canadian M.D. Graduates Subtotal</b>	<b>37</b>	<b>51</b>	<b>4</b>	<b>41</b>	<b>454</b>	<b>652</b>	<b>63</b>	<b>42</b>	<b>219</b>	<b>199</b>	<b>1</b>	<b>28</b>	<b>99</b>	<b>1890</b>
International Medical Graduates	10	9		17	24	196	20	20	58	42		5	91	<b>492</b>
<b>Total</b>	<b>47</b>	<b>60</b>	<b>4</b>	<b>58</b>	<b>478</b>	<b>848</b>	<b>83</b>	<b>62</b>	<b>277</b>	<b>241</b>	<b>1</b>	<b>33</b>	<b>190</b>	<b>2382</b>

**TABLE D-4  
NATIONAL DATA  
POST-M.D. TRAINEES EXITING CANADIAN TRAINING PROGRAMS IN JULY, 2010  
AT THE COMPLETION OF POST-M.D. TRAINING  
(CANADIAN CITIZENS AND PERMANENT RESIDENTS ONLY - VISA TRAINEES NOT INCLUDED)  
LOCATION OF POST-M.D. TRAINING  
BY**

**GEOGRAPHIC LOCATION, 2012 CMA MASTERFILE**

Location of Post-M.D. Training	Geographic Location, 2012													Total
	NFLD	NS	PEI	NB	QUE	ONT	MAN	SASK	ALTA	BC	N.T.	USA	NOT LOC.	
Memorial University	31	1		1	1	3	1		1	1		2		42
Dalhousie University		40	3	19		10	1	1	5	2	1	4	4	90
Université Laval				3	99	2						1	17	122
Université de Sherbrooke		1		20	73	6				1		1	12	107
Université de Montréal		1		1	172	6		1				1	31	212
McGill University		1		1	91	12	3	2	4	2		1	11	128
<b>QUEBEC SUBTOTAL</b>		<b>3</b>		<b>24</b>	<b>435</b>	<b>20</b>	<b>3</b>	<b>3</b>	<b>4</b>	<b>3</b>		<b>3</b>	<b>71</b>	<b>569</b>
University of Ottawa	3	1		2	4	120	3	3	7	6		3	8	160
Queen's University		1			1	65	1	1	1	2		3	4	79
University of Toronto	2	2		4	17	333	7	6	12	13		8	43	447
McMaster University		4		4	2	116		2	2	2		2	14	146
University of Western Ontario	2			1		94		2	2	5		2	5	113
Northern Ontario School of Medicine					32			1					1	34
<b>ONTARIO SUBTOTAL</b>	<b>7</b>	<b>8</b>		<b>11</b>	<b>24</b>	<b>760</b>	<b>11</b>	<b>15</b>	<b>22</b>	<b>28</b>		<b>18</b>	<b>75</b>	<b>979</b>
University of Manitoba	1					7	61	3	7	7		2	4	92
University of Saskatchewan						8		32	7	4			1	52
University of Alberta	4	1				6	1	3	123	12			14	164
University of Calgary		2		3	2	8	1	1	96	15		1	9	138
<b>ALBERTA SUBTOTAL</b>	<b>4</b>	<b>3</b>		<b>3</b>	<b>2</b>	<b>14</b>	<b>2</b>	<b>4</b>	<b>219</b>	<b>27</b>		<b>1</b>	<b>23</b>	<b>302</b>
University of British Columbia	4	5	1		16	26	4	4	12	169		3	12	256
<b>Total</b>	<b>47</b>	<b>60</b>	<b>4</b>	<b>58</b>	<b>478</b>	<b>848</b>	<b>83</b>	<b>62</b>	<b>277</b>	<b>241</b>	<b>1</b>	<b>33</b>	<b>190</b>	<b>2382</b>

# **Section E**

**Time Series 2008-09 to 2012-13**

**TABLE E-1  
POST-M.D. TRAINEES IN SASKATCHEWAN TRAINING PROGRAMS  
BY  
FIELD OF POST-M.D. TRAINING  
LOCATION OF UNIVERSITY WHICH AWARDED THE M.D. DEGREE  
2008/09 to 2012/13**

Field of Post-M.D. Training	2008			2009			2010			2011			2012		
	Canada	Outside Canada	Total	Canada	Outside Canada	Total	Canada	Outside Canada	Total	Canada	Outside Canada	Total	Canada	Outside Canada	Total
Family Medicine	33	25	58	39	26	65	44	29	73	53	37	90	63	30	93
Row %	56.9%	43.1%	100.0%	60.0%	40.0%	100.0%	60.3%	39.7%	100.0%	58.9%	41.1%	100.0%	67.7%	32.3%	100.0%
Medical Specialties	96	48	144	108	55	163	119	55	174	145	55	200	165	53	218
Row %	66.7%	33.3%	100.0%	66.3%	33.7%	100.0%	68.4%	31.6%	100.0%	72.5%	27.5%	100.0%	75.7%	24.3%	100.0%
Lab Medicine Specialties	1	5	6	0	6	6	0	4	4	0	6	6	0	8	8
Row %	16.7%	83.3%	100.0%	.0%	100.0%	100.0%	.0%	100.0%	100.0%	.0%	100.0%	100.0%	.0%	100.0%	100.0%
Surgical Specialties	56	17	73	64	16	80	68	16	84	71	13	84	70	13	83
Row %	76.7%	23.3%	100.0%	80.0%	20.0%	100.0%	81.0%	19.0%	100.0%	84.5%	15.5%	100.0%	84.3%	15.7%	100.0%
<b>Total</b>	<b>186</b>	<b>95</b>	<b>281</b>	<b>211</b>	<b>103</b>	<b>314</b>	<b>231</b>	<b>104</b>	<b>335</b>	<b>269</b>	<b>111</b>	<b>380</b>	<b>298</b>	<b>104</b>	<b>402</b>
<b>Row %</b>	<b>66.2%</b>	<b>33.8%</b>	<b>100.0%</b>	<b>67.2%</b>	<b>32.8%</b>	<b>100.0%</b>	<b>69.0%</b>	<b>31.0%</b>	<b>100.0%</b>	<b>70.8%</b>	<b>29.2%</b>	<b>100.0%</b>	<b>74.1%</b>	<b>25.9%</b>	<b>100.0%</b>

**TABLE E-2  
POST-M.D. TRAINEES IN SASKATCHEWAN TRAINING PROGRAMS  
BY  
FIELD OF POST-M.D. TRAINING  
SOURCE OF FUNDING  
2008/09 to 2012/13**

Field of Post-M.D. Training	2008			2009			2010			2011			2012		
	Reg. Min. Funds	Other Funds	Total	Reg. Min. Funds	Other Funds	Total	Reg. Min. Funds	Other Funds	Total	Reg. Min. Funds	Other Funds	Total	Reg. Min. Funds	Other Funds	Total
Family Medicine	54	4	58	63	2	65	70	3	73	85	5	90	87	6	93
Row %	93.1%	6.9%	100.0%	96.9%	3.1%	100.0%	95.9%	4.1%	100.0%	94.4%	5.6%	100.0%	93.5%	6.5%	100.0%
Medical Specialties	112	32	144	128	35	163	146	28	174	178	22	200	209	9	218
Row %	77.8%	22.2%	100.0%	78.5%	21.5%	100.0%	83.9%	16.1%	100.0%	89.0%	11.0%	100.0%	95.9%	4.1%	100.0%
Lab Medicine Specialties	5	1	6	5	1	6	4	0	4	6	0	6	8	0	8
Row %	83.3%	16.7%	100.0%	83.3%	16.7%	100.0%	100.0%	.0%	100.0%	100.0%	.0%	100.0%	100.0%	.0%	100.0%
Surgical Specialties	62	11	73	70	10	80	75	9	84	78	6	84	77	6	83
Row %	84.9%	15.1%	100.0%	87.5%	12.5%	100.0%	89.3%	10.7%	100.0%	92.9%	7.1%	100.0%	92.8%	7.2%	100.0%
<b>Total</b>	<b>233</b>	<b>48</b>	<b>281</b>	<b>266</b>	<b>48</b>	<b>314</b>	<b>295</b>	<b>40</b>	<b>335</b>	<b>347</b>	<b>33</b>	<b>380</b>	<b>381</b>	<b>21</b>	<b>402</b>
<b>Row %</b>	<b>82.9%</b>	<b>17.1%</b>	<b>100.0%</b>	<b>84.7%</b>	<b>15.3%</b>	<b>100.0%</b>	<b>88.1%</b>	<b>11.9%</b>	<b>100.0%</b>	<b>91.3%</b>	<b>8.7%</b>	<b>100.0%</b>	<b>94.8%</b>	<b>5.2%</b>	<b>100.0%</b>

**TABLE E-3**  
**GRADUATES OF CANADIAN MEDICAL SCHOOLS**  
**EXITING FROM SASKATCHEWAN TRAINING PROGRAMS AT THE COMPLETION OF TRAINING**  
**FIELD OF POST-M.D. TRAINING (DURING LAST YEAR OF TRAINING)**  
**EXITING POST-M.D. TRAINING, 2008 to 2012**

Field of Post-M.D. Training	2008		2009		2010		2011		2012	
	Count	Col %	Count	Col %	Count	Col %	Count	Col %	Count	Col %
Family Medicine	16	41.0%	16	48.5%	15	48.4%	20	62.5%	26	59.1%
Medical Specialties	16	41.0%	12	36.4%	12	38.7%	6	18.8%	14	31.8%
Lab Medicine Specialties	1	2.6%	1	3.0%						
Surgical Specialties	6	15.4%	4	12.1%	4	12.9%	6	18.8%	4	9.1%
<b>Total</b>	<b>39</b>	<b>100.0%</b>	<b>33</b>	<b>100.0%</b>	<b>31</b>	<b>100.0%</b>	<b>32</b>	<b>100.0%</b>	<b>44</b>	<b>100.0%</b>

**TABLE E-4**  
**INTERNATIONAL MEDICAL GRADUATES**  
**EXITING FROM SASKATCHEWAN TRAINING PROGRAMS AT THE COMPLETION OF TRAINING**  
**FIELD OF POST-M.D. TRAINING (DURING LAST YEAR OF TRAINING)**  
**By**  
**LEGAL STATUS**  
**EXITING POST-M.D. TRAINING, 2008 to 2012**

Field of Post-M.D. Training	2008			2009			2010			2011			2012		
	CC/PR	Visa	Total	CC/PR	Visa	Total	CC/PR	Visa	Total	CC/PR	Visa	Total	CC/PR	Visa	Total
Family Medicine	8	0	8	11	0	11	11	0	11	9	0	9	18	1	19
Col %	53.3%	.0%	50.0%	61.1%	.0%	61.1%	52.4%	.0%	47.8%	56.3%	.0%	52.9%	69.2%	100.0%	70.4%
Medical Specialties	6	0	6	5	1	6	6	1	7	4	0	4	7	0	7
Col %	40.0%	.0%	37.5%	27.8%	100.0%	28.6%	28.6%	50.0%	30.4%	25.0%	.0%	23.5%	26.9%	.0%	25.9%
Lab Medicine Specialties	0	0	0	0	0	0	1	1	2	0	0	0	1	0	1
Col %	.0%	.0%	.0%	.0%	.0%	.0%	4.8%	50.0%	8.7%	.0%	.0%	.0%	3.8%	.0%	3.7%
Surgical Specialties	1	1	2	2	0	3	3	0	3	3	1	4	0	0	0
Col %	6.7%	100.0%	12.5%	11.1%	.0%	14.3%	14.3%	.0%	13.0%	18.8%	100.0%	23.5%	.0%	.0%	.0%
<b>Total</b>	<b>15</b>	<b>1</b>	<b>16</b>	<b>18</b>	<b>1</b>	<b>19</b>	<b>21</b>	<b>2</b>	<b>23</b>	<b>16</b>	<b>1</b>	<b>17</b>	<b>26</b>	<b>1</b>	<b>27</b>
<b>Col %</b>	<b>100.0%</b>	<b>100.0%</b>	<b>100.0%</b>	<b>100.0%</b>	<b>100.0%</b>	<b>100.0%</b>	<b>100.0%</b>	<b>100.0%</b>	<b>100.0%</b>	<b>100.0%</b>	<b>100.0%</b>	<b>100.0%</b>	<b>100.0%</b>	<b>100.0%</b>	<b>100.0%</b>

CC/PR: Canadian Citizens and Permanent Residents



## **Section F**

**M.D. Graduates From the Province of  
Saskatchewan Registered in  
Canadian Post-M.D. Training Programs**

**Section F**

**AFMC Data**

**M.D. Degrees Awarded by Canadian Universities 1982 to 2012  
By University Awarding M.D.  
(Calendar Year Totals)**

Year Année	University and Province / Université et Province																			Total	
	NL	NS	Québec					Ontario					Man	Sask	Alberta		BC				
	Mem	Dal	Lav	Sher	Mtl	McG	Total	Ott	Qns	Tor	McM	UWO	NOS	Total	Man	Sask	Alta	Cal	Total		UBC
1982	58	96	141	92	199	156	588	72	72	245	98	105	..	592	86	54	121	71	192	90	1756
1983	55	94	155	93	194	152	594	87	75	243	100	103	..	608	104	61	118	68	186	92	1794
1984	48	92	152	90	197	155	594	75	80	236	94	105	..	590	91	57	113	71	184	117	1773
1985	57	90	163	97	197	154	611	88	78	247	106	103	..	622	95	58	113	69	182	120	1835
1986	52	85	138	96	192	155	581	78	70	240	100	103	..	591	92	58	109	69	178	121	1758
1987	49	98	129	108	174	155	566	82	71	239	97	100	..	589	92	61	115	72	187	124	1766
1988	55	94	137	103	186	152	578	74	73	244	105	109	..	605	89	57	120	65	185	118	1781
1989	54	97	125	85	173	154	537	77	70	236	102	102	..	587	93	57	104	70	174	123	1722
1990	56	90	121	95	162	148	526	78	71	245	99	100	..	593	86	54	116	74	190	113	1708
1991	58	91	119	86	158	152	515	83	73	251	98	99	..	604	76	54	115	68	183	123	1704
1992	59	81	145	89	170	154	558	77	72	246	98	104	..	597	82	55	123	73	196	121	1749
1993	51	83	112	94	158	144	508	84	72	248	102	105	..	611	81	64	117	72	189	115	1702
1994	55	86	112	97	158	145	512	75	74	242	90	106	..	587	79	64	121	70	191	112	1686
1995	63	83	129	92	178	146	545	90	71	253	100	93	..	607	85	55	111	70	181	120	1739
1996	54	85	128	101	158	137	524	78	71	242	100	95	..	586	76	62	113	67	180	118	1685
1997	55	81	132	91	161	136	520	80	73	174	89	94	..	510	69	55	112	57	169	118	1577
1998	57	87	133	96	154	127	510	87	78	167	107	93	..	532	68	54	103	71	174	122	1604
1999	59	81	148	90	148	114	500	79	73	181	97	98	..	528	71	50	108	72	180	125	1594
2000	60	90	108	87	160	109	464	84	75	167	103	101	..	530	74	58	105	74	179	123	1578
2001	59	88	106	84	142	105	437	84	75	175	93	105	..	532	72	56	108	76	184	109	1537
2002	59	87	117	91	137	112	457	83	70	164	101	98	..	516	69	55	104	77	181	119	1543
2003	62	91	120	104	149	125	498	91	81	179	114	104	..	569	74	54	104	93	197	114	1659
2004	61	90	130	98	168	132	528	95	79	188	129	109	..	600	75	53	122	112	234	116	1757
2005	63	89	140	113	175	135	563	123	90	189	135	126	..	663	82	57	129	101	230	131	1878
2006	56	84	151	124	186	148	609	135	100	190	142	135	..	702	89	56	125	110	235	126	1957
2007	58	101	178	137	201	156	672	134	97	204	135	132	..	702	87	64	135	105	240	123	2047
2008	59	96	158	146	220	168	692	132	97	189	153	132	..	703	88	59	125	105	230	195	2122
2009	63	93	186	152	253	171	762	153	102	206	149	133	55	798	90	60	126	127	253	220	2339
2010	61	105	202	189	236	179	806	147	99	223	156	139	52	816	105	57	140	143	283	216	2449
2011	65	95	195	183	258	164	800	152	97	223	181	144	59	856	95	72	143	154	297	248	2528
2012	59	104	214	183	261	174	832	156	101	225	191	148	54	875	106	82	152	174	326	263	2647

Source: AFMC, Canadian Medical Education Statistics

**TABLE F-1  
ALL M.D. GRADUATES OF UNIVERSITY OF SASKATCHEWAN  
REGISTERED IN CANADIAN POST-M.D. TRAINING PROGRAMS IN 2012  
FIELD OF POST-M.D. TRAINING  
By  
YEAR OF RECEIPT OF THE M.D. DEGREE**

Field of Post-M.D. Training	Year of Receipt of the M.D. Degree											Total	
	1997	1999	2002	2004	2005	2006	2007	2008	2009	2010	2011		2012
Family Medicine										3	20	26	49
Enhanced Skills: Other Fam. Med. Training										1			1
<b>FAMILY MEDICINE SUBTOTAL</b>										<b>4</b>	<b>20</b>	<b>26</b>	<b>50</b>
Anesthesiology	1					4	1	3	2	6	7	7	31
Critical Care (Anes.)						1							1
Pain Medicine (Anes.)							1						1
Public Health and Preventive Medicine												1	1
Dermatology									1	1		1	3
Diagnostic Radiology								3	4	3	3	4	17
Emergency Medicine (RCPSC)										3	1	3	7
Internal Medicine							1	1	2	12	10	11	37
Cardiology (Int.Med.)					1			1					3
Clin. Imm./Allergy (Int.Med.)		1											1
Gastroenterology (Int.Med.)						1	1	2	1				5
General Internal Medicine								1	1				2
Geriatric Medicine (Int.Med.)								1					1
Hematology (Int.Med.)			1				1		2				4
Nephrology (Int.Med.)								2	1				3
Respirology (Int.Med.)								1	1				2
Neurology							1	1				1	5
Nuclear Medicine										1			2
Pediatrics									1	2	3	3	9
Cardiology (Ped.)							1						1
Clin. Imm./Allergy (Ped.)								1					1
Critical Care (Ped.)												1	1
Developmental Pediatrics						1							1

(continued)

**TABLE F-1  
ALL M.D. GRADUATES OF UNIVERSITY OF SASKATCHEWAN  
REGISTERED IN CANADIAN POST-M.D. TRAINING PROGRAMS IN 2012  
FIELD OF POST-M.D. TRAINING  
By  
YEAR OF RECEIPT OF THE M.D. DEGREE**

Field of Post-M.D. Training	Year of Receipt of the M.D. Degree											Total		
	1997	1999	2002	2004	2005	2006	2007	2008	2009	2010	2011		2012	
Infectious Diseases (Ped.)							1	1						1
Neonatal-Perinatal Med. (Ped.)														1
Physical Medicine & Rehab.					1	1	3	5	1	2	2	3	1	6
Psychiatry									3	2	1			18
Radiation Oncology							1			1				2
<b>MEDICAL SPECIALTIES SUBTOTAL</b>	<b>1</b>	<b>1</b>	<b>1</b>		<b>2</b>	<b>10</b>	<b>12</b>	<b>24</b>	<b>20</b>	<b>32</b>	<b>29</b>	<b>35</b>		<b>167</b>
Anatomical Pathology							1		1	1				3
<b>LAB MEDICINE SPECIALTIES SUBTOTAL</b>							<b>1</b>		<b>1</b>	<b>1</b>				<b>3</b>
General Surgery							2	5	4	2	6	3		22
Gen. Surgical Oncology							1							1
Vascular Surgery												1		1
Neurosurgery							2	2		2	1	1		8
Obstetrics/Gynecology							2	2	3	1	2	3		13
Gyn. Oncology				1										1
Ophthalmology					1		1	2	1	2		2		9
Otolaryngology - Head and Neck Surgery							1	1	1	1	2	5		10
Orthopedic Surgery				1			3	4	3	1	3	1		16
Plastic Surgery					1			2	1	1	2			8
Urology									2					2
<b>SURGICAL SPECIALTIES SUBTOTAL</b>				<b>2</b>	<b>2</b>	<b>1</b>	<b>12</b>	<b>17</b>	<b>15</b>	<b>10</b>	<b>16</b>	<b>16</b>		<b>91</b>
<b>Total</b>	<b>1</b>	<b>1</b>	<b>1</b>	<b>2</b>	<b>4</b>	<b>11</b>	<b>25</b>	<b>41</b>	<b>36</b>	<b>47</b>	<b>65</b>	<b>77</b>		<b>311</b>

**TABLE F-2a**  
**ALL M.D. GRADUATES FROM THE PROVINCE OF SASKATCHEWAN**  
**REGISTERED IN CANADIAN POST-M.D. TRAINING PROGRAMS IN 2012**  
**YEAR OF RECEIPT OF THE M.D. DEGREE**  
**BY**

**PROVINCE PROVIDING POST-M.D. TRAINING**

Year M.D. Degree Received	Newfoundland		Maritimes		Quebec		Ontario		Manitoba		Saskatchewan		Alberta		British Columbia		Total	
	Count	Row %	Count	Row %	Count	Row %	Count	Row %	Count	Row %	Count	Row %	Count	Row %	Count	Row %	Count	Row %
1997											1	100.0%					1	100.0%
1999							1	100.0%	1	100.0%							1	100.0%
2002							1	50.0%									1	100.0%
2004							1	25.0%					1	50.0%			2	100.0%
2005							1	25.0%	1	25.0%			2	50.0%			4	100.0%
2006							3	27.3%	3	27.3%			3	27.3%			11	100.0%
2007							6	24.0%	4	16.0%	1	9.1%	4	16.0%			25	100.0%
2008	1	2.4%			2	4.9%	7	17.1%	5	12.2%	17	41.5%	9	22.0%			41	100.0%
2009	1	2.8%					8	22.2%	3	8.3%	17	47.2%	4	11.1%			36	100.0%
2010							6	12.8%	1	1.5%	21	44.7%	13	27.7%			47	100.0%
2011					2	3.1%	3	4.6%	1	1.3%	43	66.2%	12	18.5%			65	100.0%
2012					3	3.9%	9	11.7%	1	1.3%	45	58.4%	12	15.6%			77	100.0%
<b>Total</b>	<b>2</b>	<b>.6%</b>	<b>9</b>	<b>2.9%</b>	<b>4</b>	<b>1.3%</b>	<b>45</b>	<b>14.5%</b>	<b>19</b>	<b>6.1%</b>	<b>150</b>	<b>48.2%</b>	<b>60</b>	<b>19.3%</b>	<b>22</b>	<b>7.1%</b>	<b>311</b>	<b>100.0%</b>

**TABLE F-2b  
 ALL M.D. GRADUATES FROM THE PROVINCE OF SASKATCHEWAN  
 REGISTERED IN CANADIAN POST-M.D. TRAINING PROGRAMS IN 2012  
 YEAR OF RECEIPT OF THE M.D. DEGREE  
 BY  
 REGION OF POST-M.D. TRAINING**

Year M.D. Degree Received	Atlantic		Quebec		Ontario		Western		Total	
	Count	Row %	Count	Row %	Count	Row %	Count	Row %	Count	Row %
1997							1	100.0%	1	100.0%
1999							1	100.0%	1	100.0%
2002					1	100.0%			1	100.0%
2004					1	50.0%	1	50.0%	2	100.0%
2005					1	25.0%	3	75.0%	4	100.0%
2006					3	27.3%	8	72.7%	11	100.0%
2007					6	24.0%	19	76.0%	25	100.0%
2008	1	2.4%	2	4.9%	7	17.1%	31	75.6%	41	100.0%
2009	2	5.6%			8	22.2%	26	72.2%	36	100.0%
2010	3	6.4%			6	12.8%	38	80.9%	47	100.0%
2011	2	3.1%	2	3.1%	3	4.6%	58	89.2%	65	100.0%
2012	3	3.9%			9	11.7%	65	84.4%	77	100.0%
<b>Total</b>	<b>11</b>	<b>3.5%</b>	<b>4</b>	<b>1.3%</b>	<b>45</b>	<b>14.5%</b>	<b>251</b>	<b>80.7%</b>	<b>311</b>	<b>100.0%</b>

**TABLE F-3a**  
**2006 M.D. GRADUATES FROM THE PROVINCE OF SASKATCHEWAN**  
**REGISTERED IN CANADIAN POST-M.D. TRAINING PROGRAMS IN 2006**  
**FIELD OF POST-M.D. TRAINING**  
**BY**  
**PROVINCE PROVIDING POST-M.D. TRAINING (2006)**

Field of Post-M.D. Training	Province Providing Post-M.D. Training							Total
	Maritimes	Quebec	Ontario	Manitoba	Sask.	Alberta	British Columbia	
Family Medicine		1	3		16	2	1	<b>23</b>
<b>FAMILY MEDICINE SUBTOTAL</b>		<b>1</b>	<b>3</b>		<b>16</b>	<b>2</b>	<b>1</b>	<b>23</b>
Anesthesiology				2	3		2	<b>7</b>
Diagnostic Radiology					1			<b>1</b>
Internal Medicine			1		5	1	1	<b>8</b>
Neurology (Pediatrics)							1	<b>1</b>
Pediatrics				1	1			<b>2</b>
Psychiatry					1	1		<b>2</b>
<b>MEDICAL SPECIALTIES SUBTOTAL</b>			<b>1</b>	<b>3</b>	<b>11</b>	<b>2</b>	<b>4</b>	<b>21</b>
Anatomical Pathology	1							<b>1</b>
<b>LAB MEDICINE SPECIALTIES SUBTOTAL</b>	<b>1</b>							<b>1</b>
General Surgery					1			<b>1</b>
Obstetrics/Gynecology					1			<b>1</b>
Ophthalmology					1			<b>1</b>
Otolaryngology - Head and Neck Surgery						1		<b>1</b>
Orthopedic Surgery				1	2			<b>3</b>
Plastic Surgery						1		<b>1</b>
<b>SURGICAL SPECIALTIES SUBTOTAL</b>				<b>1</b>	<b>5</b>	<b>2</b>		<b>8</b>
<b>Total</b>	<b>1</b>	<b>1</b>	<b>4</b>	<b>4</b>	<b>32</b>	<b>6</b>	<b>5</b>	<b>53</b>

**TABLE F-3b**  
**2006 M.D. GRADUATES FROM THE PROVINCE OF SASKATCHEWAN**  
**REGISTERED IN CANADIAN POST-M.D. TRAINING PROGRAMS IN 2007**  
**FIELD OF POST-M.D. TRAINING**  
**BY**  
**PROVINCE PROVIDING POST-M.D. TRAINING (2007)**

Field of Post-M.D. Training	Province Providing Post-M.D. Training							Total
	Maritimes	Quebec	Ontario	Manitoba	Sask.	Alberta	British Columbia	
Family Medicine		1	3		16	2	1	23
<b>FAMILY MEDICINE SUBTOTAL</b>		1	3		16	2	1	23
Anesthesiology				2	3		2	7
Diagnostic Radiology					1			1
Internal Medicine			1	1	5	1	1	9
Neurology (Pediatrics)							1	1
Nuclear Medicine				1				1
Pediatrics				1	1			2
Psychiatry					1	1		2
<b>MEDICAL SPECIALTIES SUBTOTAL</b>			1	5	11	2	4	23
Anatomical Pathology	1							1
<b>LAB MEDICINE SPECIALTIES SUBTOTAL</b>	1							1
General Surgery		1			1			2
Obstetrics/Gynecology					1			1
Ophthalmology					1			1
Otolaryngology - Head and Neck Surgery						1		1
Orthopedic Surgery				1	2			3
Plastic Surgery						1		1
<b>SURGICAL SPECIALTIES SUBTOTAL</b>		1		1	5	2		9
<b>Total</b>	1	2	4	6	32	6	5	56



**TABLE F-3c**  
**2006 M.D. GRADUATES FROM THE PROVINCE OF SASKATCHEWAN**  
**REGISTERED IN CANADIAN POST-M.D. TRAINING PROGRAMS IN 2008**  
**FIELD OF POST-M.D. TRAINING**  
**BY**  
**PROVINCE PROVIDING POST-M.D. TRAINING (2008)**

Field of Post-M.D. Training	Province Providing Post-M.D. Training							Total
	Maritimes	Quebec	Ontario	Manitoba	Sask.	Alberta	British Columbia	
Family Medicine					2			2
Emergency Medicine (CFPC)					3			3
Enhanced Skills: Other Fam. Med. Training			1			1		2
<b>FAMILY MEDICINE SUBTOTAL</b>			1		5	1		7
Anesthesiology				2	3		2	7
Diagnostic Radiology					1			1
Internal Medicine			1	1	5	1	1	9
Neurology (Pediatrics)							1	1
Nuclear Medicine				1				1
Pediatrics				1				1
Psychiatry					1	1		2
<b>MEDICAL SPECIALTIES SUBTOTAL</b>			1	5	10	2	4	22
Anatomical Pathology	1							1
<b>LAB MEDICINE SPECIALTIES SUBTOTAL</b>	1							1
General Surgery					1			1
Obstetrics/Gynecology					1			1
Ophthalmology					1			1
Otolaryngology - Head and Neck Surgery		1				1		2
Orthopedic Surgery				1	1			2
Plastic Surgery						1		1
<b>SURGICAL SPECIALTIES SUBTOTAL</b>		1		1	4	2		8
<b>Total</b>	<b>1</b>	<b>1</b>	<b>2</b>	<b>6</b>	<b>19</b>	<b>5</b>	<b>4</b>	<b>38</b>

**TABLE F-3d**  
**2006 M.D. GRADUATES FROM THE PROVINCE OF SASKATCHEWAN**  
**REGISTERED IN CANADIAN POST-M.D. TRAINING PROGRAMS IN 2009**  
**FIELD OF POST-M.D. TRAINING**  
**BY**  
**PROVINCE PROVIDING POST-M.D. TRAINING (2009)**

Field of Post-M.D. Training	Province Providing Post-M.D. Training							Total
	Maritimes	Quebec	Ontario	Manitoba	Sask.	Alberta	British Columbia	
Emergency Medicine (CFPC)					1			1
<b>FAMILY MEDICINE SUBTOTAL</b>					1			1
Anesthesiology				2	3		2	7
Internal Medicine				1	1			2
Cardiology (Int.Med.)					1			1
Critical Care (Int.Med.)				1				1
Gastroenterology (Int.Med.)			1					1
Hematology (Int.Med.)	1					1		2
Nephrology (Int.Med.)			1				1	2
Neurology (Pediatrics)							1	1
Nuclear Medicine				1				1
Pediatrics				1	1			2
Psychiatry				1	1	1		3
<b>MEDICAL SPECIALTIES SUBTOTAL</b>	1		2	7	7	2	4	23
Anatomical Pathology	1							1
<b>LAB MEDICINE SPECIALTIES SUBTOTAL</b>	1							1
Obstetrics/Gynecology					1			1
Ophthalmology					1			1
Otolaryngology - Head and Neck Surgery		1				1		2
Orthopedic Surgery				1	1			2
Plastic Surgery						2		2
<b>SURGICAL SPECIALTIES SUBTOTAL</b>		1		1	3	3		8
<b>Total</b>	<b>2</b>	<b>1</b>	<b>2</b>	<b>8</b>	<b>11</b>	<b>5</b>	<b>4</b>	<b>33</b>

**TABLE F-3e**  
**2006 M.D. GRADUATES FROM THE PROVINCE OF SASKATCHEWAN**  
**REGISTERED IN CANADIAN POST-M.D. TRAINING PROGRAMS IN 2010**  
**FIELD OF POST-M.D. TRAINING**  
**BY**  
**PROVINCE PROVIDING POST-M.D. TRAINING (2010)**

Field of Post-M.D. Training	Province Providing Post-M.D. Training							Total
	Maritimes	Quebec	Ontario	Manitoba	Sask.	Alberta	British Columbia	
Anesthesiology				2	3		2	7
Cardiology (Int.Med.)					1			1
Critical Care (Int.Med)				1				1
Gastroenterology (Int.Med.)			2					2
Hematology (Int.Med.)	1					1		2
Nephrology (Int.Med.)			1				1	2
Neurology (Pediatrics)							1	1
Nuclear Medicine				1				1
Pediatrics				1	1			2
Psychiatry				1	1	1		3
<b>MEDICAL SPECIALTIES SUBTOTAL</b>	<b>1</b>		<b>3</b>	<b>6</b>	<b>6</b>	<b>2</b>	<b>4</b>	<b>22</b>
Anatomical Pathology	1							1
<b>LAB MEDICINE SPECIALTIES SUBTOTAL</b>	<b>1</b>							<b>1</b>
Ophthalmology					1			1
Otolaryngology - Head and Neck Surgery		1				1		2
Orthopedic Surgery				1	1			2
Plastic Surgery						2		2
<b>SURGICAL SPECIALTIES SUBTOTAL</b>		<b>1</b>		<b>1</b>	<b>2</b>	<b>3</b>		<b>7</b>
<b>Total</b>	<b>2</b>	<b>1</b>	<b>3</b>	<b>7</b>	<b>8</b>	<b>5</b>	<b>4</b>	<b>30</b>

**TABLE F-3f**  
**2006 M.D. GRADUATES FROM THE PROVINCE OF SASKATCHEWAN**  
**REGISTERED IN CANADIAN POST-M.D. TRAINING PROGRAMS IN 2011**  
**FIELD OF POST-M.D. TRAINING**  
**BY**  
**PROVINCE PROVIDING POST-M.D. TRAINING (2011)**



Field of Post-M.D. Training	Province Providing Post-M.D. Training							Total
	Maritimes	Quebec	Ontario	Manitoba	Sask.	Alberta	British Columbia	
Anesthesiology				1				1
Critical Care (Anes.)							1	1
Cardiology (Int.Med.)					1			1
Gastroenterology (Int.Med.)			1					1
Hematology (Int.Med.)			1			1		2
Nuclear Medicine				1				1
Psychiatry				1	1			2
<b>MEDICAL SPECIALTIES SUBTOTAL</b>			2	3	2	1	1	9
Anatomical Pathology	1							1
<b>LAB MEDICINE SPECIALTIES SUBTOTAL</b>	1							1
Obstetrics/Gynecology					1			1
Otolaryngology - Head and Neck Surgery		1						1
Orthopedic Surgery			1					1
Plastic Surgery						1		1
<b>SURGICAL SPECIALTIES SUBTOTAL</b>		1	1		1	1		4
<b>Total</b>	<b>1</b>	<b>1</b>	<b>3</b>	<b>3</b>	<b>3</b>	<b>2</b>	<b>1</b>	<b>14</b>

**TABLE F-3g  
 2006 M.D. GRADUATES FROM THE PROVINCE OF SASKATCHEWAN  
 REGISTERED IN CANADIAN POST-M.D. TRAINING PROGRAMS IN 2012  
 FIELD OF POST-M.D. TRAINING  
 BY  
 PROVINCE PROVIDING POST-M.D. TRAINING (2012)**

Field of Post-M.D. Training	Province Providing Post-M.D. Training					
	Ontario	Manitoba	Sask.	Alberta	British Columbia	Total
Anesthesiology	2	1		1		4
Critical Care (Anes.)					1	1
Cardiology (Int.Med.)				1		1
Gastroenterology (Int.Med.)	1					1
Nuclear Medicine		1				1
Developmental Pediatrics		1				1
Psychiatry			1			1
<b>MEDICAL SPECIALTIES SUBTOTAL</b>	<b>3</b>	<b>3</b>	<b>1</b>	<b>2</b>	<b>1</b>	<b>10</b>
Plastic Surgery				1		1
<b>SURGICAL SPECIALTIES SUBTOTAL</b>				<b>1</b>		<b>1</b>
<b>Total</b>	<b>3</b>	<b>3</b>	<b>1</b>	<b>3</b>	<b>1</b>	<b>11</b>



265 Carling Ave, Suite 800  
Ottawa, ON Canada K1S 2E1

 613-730-1204  
 613-730-1196

[caper@afmc.ca](mailto:caper@afmc.ca)  
[www.caper.ca](http://www.caper.ca)

Copyright © AFMC2013  
Droits d'auteur © AFMC 2013